



# AVI POLYMERS LTD.

Admin. Office : 103, Nalanda Complex, Premchand Nagar Road, Vastrapur, Ahmedabad-380015.  
Mobile : +91 7048360390 ♦ e-mail : avipolymer@gmail.com ♦ URL : www.avipolymers.com

CIN : L27204JH1993PLC005233

29<sup>th</sup> October, 2018

To:

The Department of Corporate Services

**BSE Limited**

P J Towers,

Dalal Street,

Mumbai -400001,

**BSE Code: 539288**

Respected Sir,

**Sub.: Intimation Pursuant to SEBI (Listing Obligations & Disclosure Requirements) Regulations, 2015**

With reference to the above captioned subject, please find enclosed herewith following documents/ certificates in compliance with Regulation 33 of SEBI (Listing Obligations & Disclosure Requirements) Regulations, 2015 for the quarter and half year ended on 30<sup>th</sup> September, 2018.

Sr. No.	List of Documents
1.	Unaudited Financial Results for the quarter and half year ended on 30 <sup>th</sup> September, 2018 [Regulation 33]
2.	Limited Review Report for the quarter and half year ended on 30 <sup>th</sup> September, 2018 [Regulation 33]


We request you to please take the above on your record in compliance with SEBI (Listing Obligations & Disclosure Requirements) Regulations, 2015 at the earliest.

Thanking You

Yours Faithfully,

For, AVI POLYMERS LIMITED

*Monika Shah*



Monika Shah

Company Secretary cum Compliance Officer

(Membership No: 37823)

Place: Ahmedabad

Encl.: As above

**AVI POLYMERS LIMITED**  
**AT.AMBICA & CO..OLD H.B.ROAD RANCHI,JHARKHAND-834009**  
**Mob No:+91-7048360390, E-mail id: avipolymer@gmail.com**  
**Website: www.avipolymers.com CIN :L27204JH1993PLC005233**

**UNAUDITED FINANCIAL RESULTS FOR THE QUARTER AND HAIF YEAR**  
**ENDED ON 30TH SEPTEMBER, 2018**

(Rs. in lakhs except EPS)


Sr. No	Particular	For the Quarter ended on			For the half year ended on		For the year ended on
		09/30/2018	06/30/2018	09/30/2017	09/30/2018	09/30/2017	03/31/2018
		(Unaudited)	(Unaudited)	(Unaudited)	(Unaudited)	(Unaudited)	(Audited)
	<b>Income</b>						
<b>1</b>	<b>Revenue from operations</b>						
i	Income from Operations	6.68	5.35	0.00	12.03	0.12	87.47
ii	Other operating Income	2.94	6.08	5.14	9.02	9.94	21.62
	Total Revenue from Operations	9.62	11.43	5.14	21.05	10.05	109.09
<b>2</b>	Other income	0.00	0.00	0.00	0.00	0.00	0.00
<b>3</b>	<b>Total Income(1+2)</b>	<b>9.62</b>	<b>11.43</b>	<b>5.14</b>	<b>21.05</b>	<b>10.05</b>	<b>109.09</b>
<b>4</b>	<b>Expenses:</b>						
	Cost of materials consumed	0.00	0.00	0.00	0.00	0.00	0.00
	Purchases of Stock-in-Trade	5.58	4.65	0.01	10.23	0.11	72.92
	Changes in inventories of finished goods, work-in- progress and stock in trade	0.00	0.01	0.00	0.01	0.00	0.00
	Employee benefits expense	2.65	2.32	2.95	4.98	5.69	11.97
	Finance costs	0.00	0.01	0.00	0.02	0.06	0.08
	Depreciation and amortization expense	0.00	0.00	0.00	0.00	0.00	0.00
	Others Exp.	0.89	3.84	4.02	4.72	20.68	24.09
	<b>Total expenses(4)</b>	<b>9.12</b>	<b>10.83</b>	<b>6.97</b>	<b>19.95</b>	<b>26.54</b>	<b>109.06</b>
<b>5</b>	<b>Total profit before exceptional items and tax (3-4)</b>	<b>0.49</b>	<b>0.60</b>	<b>(1.83)</b>	<b>1.09</b>	<b>(16.49)</b>	<b>0.03</b>
<b>6</b>	Exceptional items	0.00	0.00	0.00	0.00	0.00	0.00
<b>7</b>	<b>Profit/ (loss) before tax(5-6)</b>	<b>0.49</b>	<b>0.60</b>	<b>(1.83)</b>	<b>1.09</b>	<b>(16.49)</b>	<b>0.03</b>
<b>8</b>	Tax expense:						
	Current Tax	0.10	0.12	0.00	0.21	0.00	0.01
	Less: MAT Credit Expenses/(Income)	(0.10)	(0.12)	0.00	(0.21)	0.00	(0.01)
	Deferred Tax Expenses/(Income)	0.13	0.16	(1.06)	0.28	(1.81)	(4.89)
<b>9</b>	<b>Profit/(Loss) for the period from continuing operation(7-8)</b>	<b>0.37</b>	<b>0.44</b>	<b>(0.78)</b>	<b>0.81</b>	<b>(14.68)</b>	<b>4.92</b>
<b>10</b>	Profit/(loss) from discontinued operations	0.00	0.00	0.00	0.00	0.00	0.00
<b>11</b>	Tax expense of discontinuing operations	0.00	0.00	0.00	0.00	0.00	0.00
<b>12</b>	<b>Profit/(loss) from Discontinuing operations after tax (10-11)</b>	<b>0.00</b>	<b>0.00</b>	<b>0.00</b>	<b>0.00</b>	<b>0.00</b>	<b>0.00</b>
<b>13</b>	<b>Profit/(loss) for the period (9+12)</b>	<b>0.37</b>	<b>0.44</b>	<b>(0.78)</b>	<b>0.81</b>	<b>(14.68)</b>	<b>4.92</b>
<b>14</b>	Other Comprehensive Income	0.00	0.00	0.00	0.00	0.00	0.00
	A. (i) Items that will not be reclassified to profit or loss	0.00	0.00	0.00	0.00	0.00	0.00
	(ii) Income tax relating to items that will not be reclassified to profit or loss	0.00	0.00	0.00	0.00	0.00	0.00
	B. (i) Items that will be reclassified to profit or loss	0.00	0.00	0.00	0.00	0.00	0.00
	(ii) Income tax relating to items that will be reclassified to profit or loss	0.00	0.00	0.00	0.00	0.00	0.00
<b>15</b>	<b>Total Comprehensive Income for the period (13+14) (Comprising Profit/ (Loss) and Other comprehensive Income for the period )</b>	<b>0.37</b>	<b>0.44</b>	<b>(0.78)</b>	<b>0.81</b>	<b>(14.68)</b>	<b>4.92</b>
	Paid-up Equity Share capital(Rs.10/- per share)	409.07	409.07	409.07	409.07	409.07	409.07
	Reserves (Excluding Revaluation Reserves)	-	-	-	-	-	(67.24)
<b>16</b>	<b>Earnings per equity share for (contining operation) (for the quarter not annualised) (face value Rs. 10 each)</b>						
	(1) Basic	0.01	0.01	(0.02)	0.02	(0.36)	0.12
	(2) Diluted	0.01	0.01	(0.02)	0.02	(0.36)	0.12
<b>17</b>	<b>Earnings per equity share for discontinuing operation (for the quarter not annualised) (face value Rs. 10 each)</b>						
	(1) Basic	0.00	0.00	0.00	0.00	0.00	0.00
	(2) Diluted	0.00	0.00	0.00	0.00	0.00	0.00
<b>18</b>	<b>Earnings per equity share (for discontinued and continuing operation)(for the quarter not annualised) (face value Rs. 10 each)</b>						
	(1) Basic	0.01	0.01	(0.02)	0.02	(0.36)	0.12
	(2) Diluted	0.01	0.01	(0.02)	0.02	(0.36)	0.12



**Notes**

1	The unaudited financial results, prepared in accordance with Indian Accounting Standards('IND AS') for the quarter and half year ended September 30, 2018 were reviewed by the Audit Committee and approved by the Board of Directors of the Company at its meeting held on October 29, 2018.
2	The company has only one segment of activity., viz. trading.
3	The figures for the previous periods have been regrouped/rearranged/restated, wherever necessary.
4	The Statutory auditors of the company has carried out a limited review of the above results for the quarter and half year ended September 30, 2018, as per the regulation 33 of the SEBI (Listing Obligations and Disclosure Requirements) Regulations,2015
5	There were no extraordinary items during the quarter and half year ended on 30th september, 2018.

Place: Ahmedabad  
Date: 29.10.2018




For AVI Polymers Limited

  
Managing Director  
Mansukh Patel  
DIN: 00162160

**Balance Sheet as at 30th September,2018**


Particulars	As at 30/09/2018 (Unaudited)	As at 31/03/2018 (Audited)
<b>ASSETS</b>		
<b>Non-current assets</b>		
(a) Property, Plant and Equipment	0.04	0.04
(b) Capital work-in-progress	0.00	0.00
(c) Investment Property	0.00	0.00
(d) Goodwill	0.00	0.00
(e) Other Intangible assets	0.00	0.00
(f) Intangible assets under development	0.00	0.00
(g) Biological Assets other than bearer plants	0.00	0.00
(h) Financial Assets	0.00	0.00
(i) Investments	0.00	0.00
(ii) Trade receivables	0.00	0.00
(iii) Loans	0.00	0.00
(a) Security Deposit	0.00	0.00
(b) Loans	0.00	0.00
(iv) Other Financial Assets	1.00	1.00
(i) Deferred tax assets (net)	50.67	50.95
(j) Other non-current assets	0.00	0.00
<b>Total Non-current assets</b>	<b>51.71</b>	<b>51.99</b>
<b>Current assets</b>		
(a) Inventories	0.00	0.01
(b) Financial Assets	0.00	0.00
(i) Investments	0.00	0.00
(ii) Trade receivables	105.03	150.12
(iii) Cash and cash equivalents	0.03	1.29
(iv) Bank balances other than(iii) above	0.99	4.22
(v) Loans	119.87	199.96
(vi) Others (to be specified)	0.00	0.00
(c) Current Tax Assets (Net)	3.73	4.80
(d) Other Current assets	100.29	0.00
<b>Total Current assets</b>	<b>329.94</b>	<b>360.41</b>
<b>Total Assets</b>	<b>381.64</b>	<b>412.40</b>
<b>EQUITY AND LIABILITIES</b>		
<b>Equity</b>		
(a) Equity Share capital	447.52	447.52
(b) Other Equity	(66.43)	(67.24)
<b>Total Equity</b>	<b>381.09</b>	<b>380.28</b>



*[Handwritten Signature]*

<b>Liabilities</b>		
<b>Non-current liabilities</b>		
(a) Financial Liabilities	0.00	0.00
(i) Borrowings	0.00	0.00
(ii) Trade payables	0.00	0.00
(iii) Other financial liabilities (other than those specified in item (b), to be specified)	0.00	0.00
(b) Provisions	0.00	0.00
(c) Deferred tax liabilities (Net)	0.00	0.00
(d) Other non-current liabilities	0.00	0.00
<b>Total Non-current liabilities</b>	<b>0.00</b>	<b>0.00</b>
<b>Current liabilities</b>		
(a) Financial Liabilities	0.00	0.00
(i) Borrowings	0.00	0.00
(ii) Trade payables	0.35	29.88
(iii) Other financial liabilities (other than those specified in item (c))	0.00	0.00
(b) Other current liabilities	0.00	2.24
(c) Provisions	0.00	0.00
(d) Current Tax Liabilities (Net)	0.21	0.00
<b>Total Current liabilities</b>	<b>0.56</b>	<b>32.13</b>
<b>Total Equity and Liabilities</b>	<b>381.64</b>	<b>412.40</b>

Place: Ahmedabad  
Date: 29/10/2018



For AVI Polymers Limited

*(Signature)*  
Managing Director  
Mansukh Patel  
DIN: 00162160

# S.S.Dasani & Co.

## CHARTERED ACCOUNTANTS

288, New Cloth Market, Ahmedabad - 380 002

Mobile : +91 9998042494 ,9898150677 || Email : ssdasaniandco@gmail.com



### INDEPENDENT AUDITORS' REVIEW REPORT

#### TO THE BOARD OF DIRECTORS OF AVI POLYMERS LIMITED

1. We have reviewed the accompanying statement of unaudited financial results of **AVI POLYMERS LIMITED** ("the Company") for the Quarter and half year ended on 30<sup>th</sup> September, 2018 ("the Statement"), attached herewith being submitted by the company pursuant to the requirement of Regulation 33 of the SEBI (Listing Obligations & Disclosure Requirements) Regulations, 2015 as modified by Circular No. CIR/CFD/FAC/62/2016 dated July 5, 2016.
2. The preparation of the Statement in accordance with the recognition and measurement principles laid down in Indian accounting Standard 34, Interim Financial Reporting (Ind AS 34) prescribed under Section 133 of the Companies Act, 2013 read with Rule 3 of companies (Indian Accounting Standards) Rule, 2015 read with SEBI Circular No. CIR/CFD/FAC/62/2016 dated July 5, 2016 is the responsibility of the Company's Management and has been approved by the Board of Directors. Our responsibility is to issue a report on these financial statements based on our review.
3. We conducted our review in accordance with the Standard on Review Engagement (SRE) 2410, 'Review of Interim Financial Information Performed by the Independent Auditor of the Entity' issued by the Institute of Chartered Accountants of India. This standard requires that we plan and perform the review to obtain moderate assurance as to whether the financial statements are free of material misstatement. A review is limited primarily to inquiries of company personnel and an analytical procedure applied to financial data and thus provides less assurance than an audit. We have not performed an audit and accordingly, we do not express an audit opinion.
4. Based on our review conducted as above, nothing has come to our attention that causes us to believe that the accompanying statement of unaudited financial results prepared in accordance with applicable Indian Accounting Standards (Ind AS) specified under section 133 of the Companies Act, 2013 read with Rule 3 of Companies (Indian Accounting Standards) Rules, 2015 and Companies (Indian Accounting Standards) Amendment Rules, 2016 and other recognized accounting practices and policies has not disclosed the information required to be disclosed in terms of Regulation 33 of the SEBI (Listing Obligations and Disclosure Requirements) Regulations, 2015 as modified by Circular No. CIR/CFD/FAC/62/2016 dated July 5, 2016 including the manner in which it is to be disclosed, or that it contains any material misstatement.

For, S. S. DASANI & CO.,  
Chartered Accountants  
Firm Registration No: 116521W



Place of Signature: Ahmedabad  
Date: 29/10/2018

*Arpit*  
Arpit Shah  
(Partner)

Mem.No: 125043