



Dhunseri[®]

Dhunseri Tea & Industries Limited

CIN : L15500WB1997PLC085661

Registered Office : Dhunseri House, 4A, Woodburn Park, Kolkata 700020

Ref.No.DTIL/108/2018/

14.11.2018

BSE Limited,
Phiroze-Jeejeebhoy Towers,
Dalal Street,
Mumbai-400 001

Fax No. : 022-22722037/39/41/61
022-22723121/3719

Scrip Code: 538902

National Stock Exchange of India Ltd.,
Exchange Plaza,,C-1, Block G, 5th Floor
Bandra Kurla Complex,
Bandra (E),
Mumbai-400051

Fax No. : 022-26598237/38

Symbol : DTIL

Dear Sirs,

Sub: Un-audited Financial Results for the Quarter and
Half year ended 30th September, 2018

Further to our letter of 01.11.2018, please find enclosed the Un-audited Financial Results of the Company for the quarter and half year ended ended 30th September, 2018 which was taken on record by the Board at their 88th meeting held on date. We are arranging to have an extract of the aforesaid results published in the newspapers.

The Limited Review Report of even date is also enclosed.


The meeting commenced at around 2.45 p.m. and concluded at around 3.45 p.m.

Thanking you,

Yours faithfully,
For DHUNSERI TEA & INDUSTRIES LTD.


(R. MAHADEVAN)
Company Secretary

encl: as above.

**Dhunseri Tea & Industries Limited**Registered Office : Dhunseri House, 4A, Woodburn Park, Kolkata 700020
CIN : L15500WB1997PLC085661

Ph: +91 33 2280 1950(Five Lines), Fax: + 91 33 2287 8350/9274

Email : mail@dhunseritea.com, Website:www.dhunseritea.com

Statement of Standalone Unaudited Financial Results for the Quarter and Six Months ended 30th September, 2018

(Rs in lakhs)

Sl.No.	Particulars	Three months ended 30/09/18	Preceding Three months ended 30/06/18	Corresponding Three months ended 30/09/17	Six months ended 30/09/18	Corresponding Six months ended 30/09/17	Year ended 31/03/2018
		Unaudited	Unaudited	Unaudited	Unaudited	Unaudited	Audited
1	Income						
a	Revenue from Operations	5,359.67	3,334.40	5,492.48	8,694.07	7,710.81	17,701.63
b	Other income	43.38	64.55	72.68	107.93	109.78	186.31
	Total Income	5,403.05	3,398.95	5,565.16	8,802.00	7,820.59	17,887.94
2	Expenses						
a	Cost of Materials Consumed (Refer Note 2)	1,670.77	1,177.14	1,426.25	2,847.91	2,398.58	3,540.84
b	Changes in inventories of biological assets	(13.54)	(12.61)	(27.58)	(26.15)	(60.32)	(12.62)
c	Changes in inventories of finished goods	(1,609.50)	(1,424.37)	(1,361.67)	(3,033.87)	(3,143.20)	126.22
d	Employee Benefits expense	2,021.62	1,879.50	1,793.00	3,901.12	3,399.50	6,270.31
e	Finance Costs	97.60	55.91	179.29	153.51	266.00	446.76
f	Depreciation and amortisation expense	183.21	183.20	184.17	366.41	368.34	743.90
g	Other expenses	1,718.19	1,401.20	1,535.47	3,119.39	3,018.36	6,111.45
	Total expenses	4,068.35	3,259.97	3,728.93	7,328.32	6,247.26	17,226.86
3	Profit/(Loss) before exceptional items and taxes (1-2)	1,334.70	138.98	1,836.23	1,473.68	1,573.33	661.08
4	Tax expenses						
	Current Tax	384.58	35.06	448.75	419.64	403.94	130.06
	Deferred Tax	5.66	(2.29)	(34.08)	3.37	(7.21)	(292.37)
	Total Tax expense/(credit)	390.24	32.77	414.67	423.01	396.73	(162.31)
5	Profit/(Loss) for the period/year (3 - 4)	944.46	106.21	1,421.56	1,050.67	1,176.60	823.39
	Other comprehensive income						
	<i>Items that will not be reclassified to profit or loss</i>						
	Remeasurements of post-employment benefit obligations	(27.01)	(27.02)	(28.92)	(54.03)	(57.84)	131.02
	Changes in the fair value of FVOCI of equity investments	(263.33)	109.53	283.98	(153.80)	192.29	850.07
	Income tax (charge)/credit relating to these items that will not be reclassified subsequently to the statement of profit and loss	45.80	(11.78)	9.21	34.02	18.42	(139.98)
6	Other comprehensive income for the period/year, net of tax	(244.54)	70.73	264.27	(173.81)	152.87	841.11
7	Total comprehensive income for the period/year	699.92	176.94	1,685.83	876.86	1,329.47	1,664.50
8	Paid-up equity share capital (Face Value Rs 10/- each)	700.50	700.50	700.50	700.50	700.50	700.50
9	Earnings per equity share (of Rs.10/- each): (Not Annualised)						
	(a) Basic (Rs.)	13.48	1.52	20.29	15.00	16.80	11.75
	(b) Diluted (Rs.)	13.48	1.52	20.29	15.00	16.80	11.75
10	Reserves excluding Revaluation Reserve	-	-	-	-	-	60,522.47



Statement of Assets and Liabilities


(Rs in lakhs)

Particulars	As at 30/09/2018 Unaudited	As at 31/03/2018 Unaudited
ASSETS		
(1) Non-current assets		
(a) Property, plant and equipment	49,832.83	50,064.33
(b) Capital work-in-progress	1,113.32	862.73
(c) Investment properties	976.30	1,152.63
(d) Financial assets		
(i) Investments	9,772.47	9,848.46
(ii) Loans	4.82	5.44
(iii) Other financial assets	853.46	876.33
(e) Non-current tax assets (net)	215.60	192.45
(f) Other non-current assets	78.30	20.66
Total non-current assets	62,847.10	63,023.03
(2) Current assets		
(a) Inventories	4,602.99	1,879.83
(b) Biological assets other than bearer plants	84.92	58.77
(c) Financial assets		
(i) Investments	910.61	1,053.03
(ii) Trade receivables	4,845.18	3,895.97
(iii) Cash and cash equivalents	356.51	298.88
(iv) Bank balances other than (iii) above	24.62	17.91
(v) Loans	10.78	185.07
(vi) Other financial assets	270.87	390.56
(d) Other current assets	198.34	484.12
	11,304.82	8,264.14
Assets held for sale	176.34	-
Total current assets	11,481.16	8,264.14
TOTAL ASSETS	74,328.26	71,287.17
EQUITY AND LIABILITIES		
Equity		
(a) Equity share capital	700.50	700.50
(b) Other equity	60,723.74	60,522.47
Total equity	61,424.24	61,222.97
Liabilities		
(1) Non-current liabilities		
(a) Financial liabilities		
(i) Borrowings	747.90	873.38
(ii) Other financial liabilities	65.50	66.73
(b) Deferred tax liabilities (net)	3,316.09	3,330.72
(c) Other non-current liabilities	190.38	178.98
Total non-current liabilities	4,319.87	4,449.81
(2) Current liabilities		
(a) Financial liabilities		
(i) Borrowings	5,248.09	2,782.19
(ii) Trade payables		
(a) Total outstanding dues of micro enterprises and small enterprises	2.37	20.77
(b) Total outstanding dues of creditors other than micro enterprises and small enterprises	1,039.71	1,313.73
(iii) Other financial liabilities	1,211.83	1,046.61
(b) Employee benefit obligations	288.83	93.70
(c) Current tax liabilities (net)	445.46	154.01
(d) Other current liabilities	309.86	203.38
	8,546.15	5,614.39
Liabilities for non-current assets held for sale	38.00	-
Total current liabilities	8,584.15	5,614.39
TOTAL - LIABILITIES	12,904.02	10,064.20
TOTAL EQUITY AND LIABILITIES	74,328.26	71,287.17

Notes :-

- The above results for the quarter and six months ended 30th September 2018, were reviewed by the Audit Committee and thereafter approved by the Board of Directors at its meeting held on 14th November, 2018.
- Cost of Materials consumed represents Green Leaf purchased.
- Cultivation and Manufacture of Tea being seasonal in nature, the results for the quarter and six months ended 30th September 2018, are not indicative of the results for the full year.
- The Company is primarily engaged in business of cultivation, manufacture and sale of tea and is managed organisationally as a single unit. Accordingly, the Company is a single segment company.
- Previous period figures have been regrouped/rearranged wherever necessary.

For and on behalf of Board of Directors

C.K.Dhanuka
Chairman & Managing DirectorPlace: Kolkata
Date: 14th November, 2018

Lovelock & Lewes


Chartered Accountants

The Board of Directors
Dhunseri Tea & Industries Limited
4A Woodburn Park
Dhunseri House
Kolkata - 700020

1. We have reviewed the unaudited financial results of Dhunseri Tea & Industries Limited (the "Company") for the quarter ended September 30, 2018 which are included in the accompanying 'Statement of Standalone Unaudited Financial Results for the Quarter and Six Months ended 30th September, 2018' and the Statement of Assets and Liabilities as on that date (the "Statement"). The Statement has been prepared by the Company pursuant to Regulation 33 of the SEBI (Listing Obligations and Disclosure Requirements) Regulations, 2015 (the "Listing Regulations, 2015"), which has been initialled by us for identification purposes. The Statement is the responsibility of the Company's management and has been approved by the Board of Directors. Our responsibility is to issue a report on the Statement based on our review.
2. We conducted our review in accordance with the Standard on Review Engagement (SRE) 2410, "Review of Interim Financial Information Performed by the Independent Auditor of the Entity" issued by the Institute of Chartered Accountants of India. This Standard requires that we plan and perform the review to obtain moderate assurance as to whether the Statement is free of material misstatement.
3. A review is limited primarily to inquiries of company personnel and analytical procedures applied to financial data and thus provides less assurance than an audit. We have not performed an audit and, accordingly, we do not express an audit opinion.
4. Based on our review conducted as above, nothing has come to our attention that causes us to believe that the Statement has not been prepared in all material respects in accordance with the applicable Accounting Standards prescribed under Section 133 of the Companies Act, 2013 and other recognised accounting practices and policies, and has not disclosed the information required to be disclosed in terms of Regulation 33 of the Listing Regulations, 2015 including the manner in which it is to be disclosed, or that it contains any material misstatement.

Kolkata
November 14, 2018

For Lovelock & Lewes
Firm Registration Number: 301056E
Chartered Accountants


Avijit Mukerji
Partner
Membership Number 056155

Lovelock & Lewes, Plot No. Y 14, Block EP, Sector V, Salt Lake Electronic Complex, Bidhan Nagar
Kolkata - 700 091
T: +91 (33) 44001111 / 44662000, F: +91 (33) 44043065