



Date: September 6, 2023

To,  
**BSE Limited**  
Phiroze Jeejeebhoy Towers  
Dalal Street,  
Mumbai – 400 001  
**Scrip Code: 543434**  
Dear Sir (s),

To,  
**National Stock Exchange of India Limited**  
Exchange Plaza, C-1, Block G  
Bandra Kurla Complex  
Bandra (E), Mumbai – 400 051  
**Scrip Symbol: SUPRIYA**

**Sub: Annual Report for the financial year 2022-23 and Notice convening the 15<sup>th</sup> Annual General Meeting**

As required under Regulation 30 and Regulation 34(1) of the SEBI (Listing Obligations and Disclosure Requirements) Regulations, 2015, we submit herewith the Annual Report of the Company for the Financial Year 2022-23 along with the Notice convening the 15<sup>th</sup> Annual General Meeting ("AGM") scheduled to be held on Friday, September 29, 2023 at 03:00 p.m. (IST) through Video Conferencing/ Other Audio Visual Means in accordance with relevant circulars issued by the Ministry of Corporate Affairs and SEBI.

In compliance with the aforesaid circulars, the Annual Report along with the Notice of the AGM has been sent only by electronic mode to those shareholders whose e-mail address is registered with the Company/ Depository. The Annual Report along with the Notice of the AGM for the Financial Year 2022-23 is also available on the website of the Company at [www.supriyalifescience.com](http://www.supriyalifescience.com)

Kindly take the above said information on your records.

Thanking you,

Yours faithfully,

**For Supriya Lifescience Limited**

**Shweta Singh**  
**Company Secretary & Compliance Officer**  
**Membership No.: A44973**

---

**Corporate office** : 207/208, Udyog Bhavan, Sonawala Road, Goregaon (East), Mumbai – 400 063. Maharashtra, India.  
Tel: +91 22 40332727 / 66942507 Fax : +91 22 26860011 GSTIN: 27AALCS8686A1ZX  
CIN: L51900MH2008PLC180452 E-mail: [supriya@supriyalifescience.com](mailto:supriya@supriyalifescience.com) Website: [www.supriyalifescience.com](http://www.supriyalifescience.com)

**Factory** : A-5/2, Lote Parshuram Industrial Area, M.I.D.C. Tal.– Khed, Dist. – Ratnagiri, Pin :415 722, Maharashtra, India.  
Tel: +91 2356 272299 Fax: +91 2356 272178 E-mail: [factory@supriyalifescience.com](mailto:factory@supriyalifescience.com)



**SUPRIYA  
LIFESCIENCE LTD.**

# Building for the future

Annual Report 2022-23



# Contents

## Corporate overview

### Part 1:

#### What we are and what we do

4	Corporate Snapshot
8	Our global presence
10	How we have performed across the years

### Part 2:

#### Our strategic direction and performance review

14	Chairman and Managing Director's Overview
16	Our strategic overview
18	Our areas of presence
20	Our value-accretive business model
30	Our business drivers
40	Our employee testimonials
42	Supriya's EHS priority
46	Profile of Board of Directors
50	Management discussion and analysis
56	Risk management at Supriya Lifescience

## Statutory section


59	Corporate Information
60	Notice
68	Board of Director's Report
106	Report on Corporate Governance

## Financial section

127	Financial Statements
-----	----------------------

### Disclaimer

In this annual report, we have disclosed forward-looking information to enable investors to comprehend our prospects and take informed investment decisions. This report and other statements - written and oral - that we periodically make, contain forward-looking statements that set out anticipated results based on the management's plans and assumptions. We have tried wherever possible to identify such statements by using words such as 'anticipates', 'estimates', 'expects', 'projects', 'intends', 'plans', 'believes' and words of similar substance in connection with any discussion of future performance. We cannot guarantee that these forward-looking statements will be realized, although we believe we have been prudent in our assumptions. The achievement of results is subject to risks, uncertainties and even inaccurate assumptions. Should known or unknown risks or uncertainties materialize, or should underlying assumptions prove inaccurate, actual results could vary materially from those anticipated, estimated or projected. Readers should kindly bear this in mind. We undertake no obligation to publicly update any forward-looking statements, whether as a result of new information, future events or otherwise.





# Building for the future

The global economy is at an inflection point, marked by geo-political shifts and supply chain re-organization.

This presents a challenge for some companies and opportunity for the nimble.

At Supriya Lifescience, we are capitalizing on this economic and sectorial reality through a complement of initiatives expected to widen markets, accelerate revenues, enhance margins and reinforce sustainability.

By leveraging its rich past, moving proactively in the present and outlining capital expenditure, the company is positioned to build for the future.



Part 1

# What we are and what we do

Supriya Lifescience Limited.

A leading brand in the global regulated space.

A supplier of niche APIs across 86 countries.

A backward-integrated business model with advanced manufacturing capabilities.



### Vision

Innovation-driven manufacturing organisation establishing market leadership in therapeutic segments to supply pharmaceutical products supporting patients globally.



### Mission

- Become a leader in the therapeutic categories in the business
- Deliverables are driven by customers' need
- Develop commercially sustainable process
- Portfolio expansion with current regulatory requirement



### Values

#### Sustainability and consistency

Fulfilling all stakeholders' expectations by adhering to sustainable, consistent and ethical business practices

#### Integrity and Sincerity

Retain the trust of customers by consistently meeting their quality and delivery timeline expectation

#### Innovate

- Minimise complexity
- Attract new ideas
- Thrive to change
- Be adaptable



### Background

Headquartered in Mumbai, Supriya Lifescience Limited was set up as a partnership firm in 1985. The company was converted into a closely-held public limited company in 2008. The company specializes in manufacturing active pharmaceutical ingredients (APIs).



### Leadership

The Company's management team comprises experienced professionals who have carved a niche for themselves in their fields of expertise. This team is headed by Dr. Satish Wagh, who possesses decades of pharmaceutical sector experience.



### Diverse product offering

The Company is renowned for its advanced API manufacturing competence. The Company's product portfolio consists of 38 niche API products that address remedies in therapeutic segments like anti-histamine, analgesic, vitamin, anesthetics and anti-asthmatics, among others.



### Production facilities

The Company has a backward integrated production facility in Lote, Parshuram, spread across 23,806 sq. mt. divided into four blocks therapy-wise with a reactor of 547 kl capacity. The facility is approved by USFDA, EDQM and EUGMP from AIFA – Italy, TGA Australia, BfArM-Germany, KFDA Korea, PMDA-Japan, SFDA- China and COFEPRIS – Mexico.



### Footprint

The Company is the leading exporter in terms by volume, across 86 countries and 1200 customers for products in the anti-histamine, anesthetics and anti-asthma therapy categories. The Company generated 20% of its revenues from within India and 80% from exports in FY 2022-23, with Asia and Europe accounting for the largest share of the Company's revenues followed by Latin America and North America.



### Talent capital

The Company's talent capital comprises a pool of scientists, engineers, shopfloor professionals and subject matter experts who drive a culture of excellence. The Company comprised 392 employees at the close of the year under review with a retention of 97%.



### Credit rating

The company's long-term credit rating was upgraded by ICRA from A-(Stable) to A(Stable), reflecting the strength of its business model, financial stability, promoter credibility, product quality and stakeholder relationships.



### Customers

The Company addresses the growing needs of renowned global pharmaceutical companies like Syntec Do Brasil LTDA, American International Chemical Inc. and AT Planejamento E Desenvolvimento De Negocios Ltd., Suan Farma Inc. Acme Generics LLP, Akum Drugs Ltd and Mankind Pharma Ltd, among others. About 45% of the Company's revenues were derived from its 10 largest customers.



### Research and development

The Company has a DSIR-approved R&D facility in Lote, Parshuram, Maharashtra. Supriya's R&D efforts focus across the value chain of API process development, demonstrated by a strong pipeline of products across therapeutic segments like decongestant, anti-gout, anti-anxiety, anti-diabetic and vitamins. The company is working to add product segments to its portfolio and building two new R&D centres.



### Awards and accreditations

- Certificate of Excellence for outstanding export performance in the product group of chemicals, drugs, pharma and allied products by Federation of Indian Export Organizations in 2008-09
- Special recognition in the form of a National Award for Research and Development by Micro Small and Medium Enterprises, (MSME) Government of India in 2009-10
- Achieved Export House status for 2015-16 by Directorate of Industries, Government of Maharashtra
- Export achievement for 2015-16 in the product group of basic chemical, pharmaceutical & cosmetics

products by Directorate of Industries, Government of Maharashtra

- Awarded Export House for the year 2016-17 by Directorate of Industries, Government of Maharashtra
- Export achievement for 2016-17 in the product group of basic chemicals & pharmaceutical cosmetics by Directorate of Industries, Government of Maharashtra
- Outstanding Export Performance Award for 2018-19 for the product group of API / bulk drugs by Pharmaceuticals Export Promotion Council of India



# How we have grown over the years

Incorporation and conversion of Supriya Lifescience from a partnership firm into a public limited company

2008

The Company commenced the production of Ketamine hydrochloride

2009

The Company was granted Certificate of Suitability (CEP) for Chlorphenamine Maleate

2010

The Company was granted Import Drug License for Chlorphenamine Maleate

2011



2013

The Company was granted COFEPRIS (Mexico) and KFDA (Korea) approvals

2014

The Company was granted USFDA approval and Import Drug License for Brompheniramine Maleate

2015

The Company was granted EUGMP (AIFA, Italy) and EDQM (European Union) approval

2017


The Company was granted CEP for pheniramine maleate and USFDA approval for the second time

<p>The Company was granted Certificate of Suitability (CEP) for Brompheniramine Maleate, Mepyramine Maleate and Ketamine Hydrochloride</p>	<p>The Company was granted USFDA approval for the third time</p>	<p>The Company was granted Certificate of Suitability (CEP) for Pentoxifylline, Esketamine Hydrochloride and Salbutamol Sulphate</p> <p>The Company was listed on the BSE and NSE</p> <p>The Company was provided Health Canada and NMPA approvals.</p>	<p>The Company renewed its Certificate of Suitability for Pheniramine Maleate, Chlorpheniramine Maleate and Ketamine Hydrochloride</p>
<p>2018</p>	<p>2020</p>	<p>2021</p>	<p>2022</p>

# 2023

The Company commenced operations at its new R&D lab in Lote Parshuram

## Credible global agencies who have approved our facilities





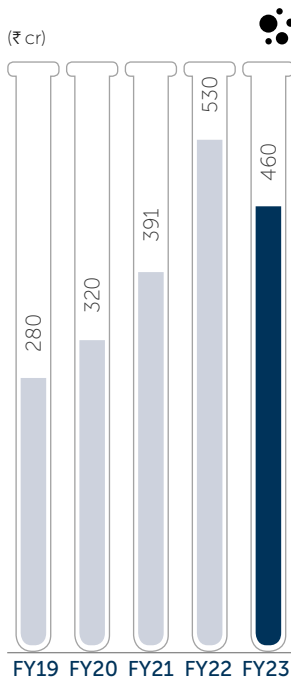
  
North America

  
Latin America

Our global  
presence



# How we have performed across the years



## Revenues

### Definition

Growth in sales, net of taxes.

### Why this is measured

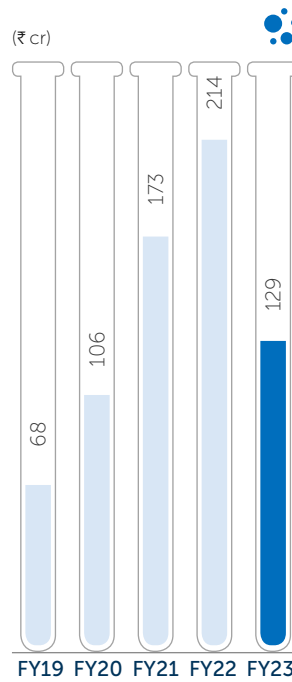
It is an index that showcases the Company's ability to maximize revenues, which provides a basis against which the Company's performance can be compared with sectoral peers.

### What this means

Aggregate sales decreased 13% during the year under review on account of an inability to generate sales from China due to the pandemic-induced lockdown.

### Value impact

The volume offtake remained creditable in an otherwise challenging year for the economy, protecting the Company's industry visibility.



## EBITDA

### Definition

Earnings before the deduction of fixed expenses (interest, depreciation, extraordinary items and tax).

### Why this is measured

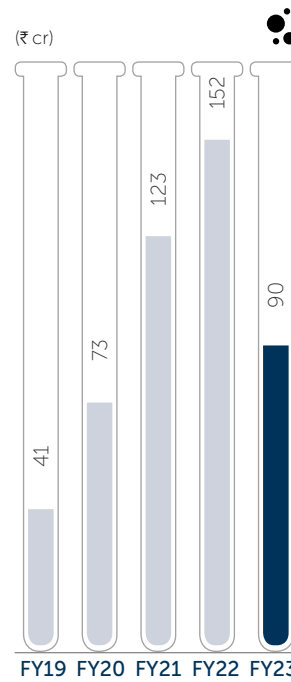
It is an index that showcases the Company's ability to generate a surplus after operating costs, creating a base for comparison with sectoral peers.

### What this means

Helps create a robust surplus-generating engine that facilitates reinvestment.

### Value impact

The Company's EBITDA grew by 39.8% growth from ₹214 cr in FY 22 to ₹129 cr in FY 23.



## Net profit

### Definition

Profit earned during the year after deducting all expenses, taxes and provisions.

### Why this is measured

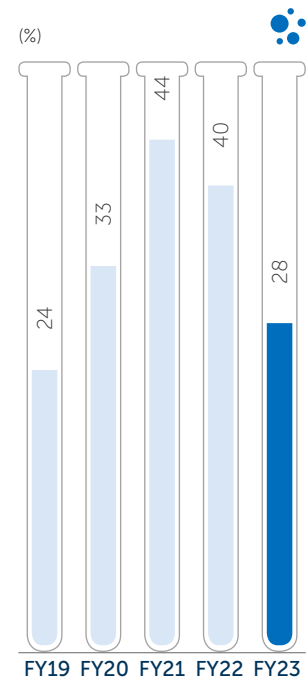
It highlights the strength of the business model to enhance shareholder value.

### What this means

This ensures the quantum of cash available for reinvestment.

### Value impact

The Company's net profit reduced by 40.4% from ₹152 cr in 2021-22 to ₹90 cr in 2022-23.



## EBITDA margin

### Definition

EBITDA margin is a profitability measure to ascertain a company's operating efficiency.

### Why this is measured

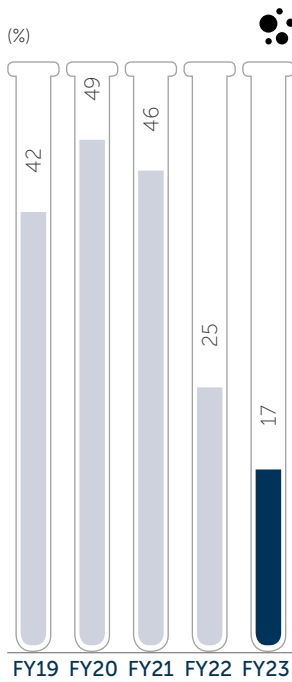
The EBITDA margin provides an index of how much a company earns (before interest and taxes) on each rupee of sales.

### What this means

This measure demonstrates the buffer in the business, which, when multiplied by scale, can enhance the business surplus.

### Value impact

The Company reported a 1200 bps decrease in EBITDA margin from 40% to 28%



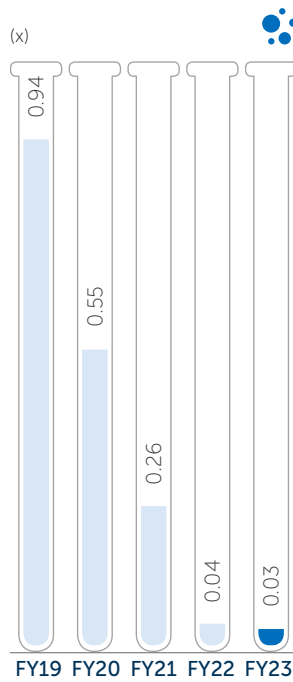
**RoCE**

**Definition**  
This is a financial measure of efficiency with which capital is employed in the business.

**Why this is measured**  
RoCE is an insightful metric to compare profitability across companies based on their capital efficiency.

**What this means**  
Enhanced RoCE can potentially drive valuations and market perception.

**Value impact**  
The Company generated a RoCE of 17% in 2022-23 as against 25% in 2020-21.



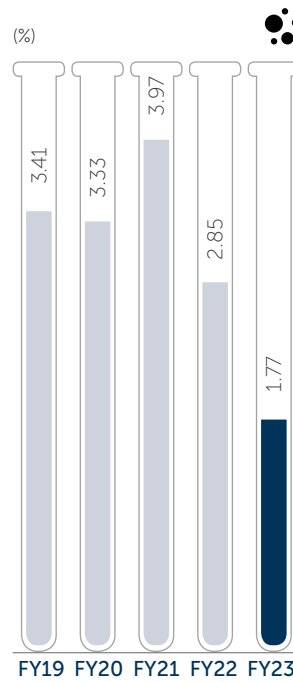
**Gearing**

**Definition**  
This is the ratio of debt to net worth (less Revaluation Reserves).

**Why this is measured**  
This is one of the defining measures of a company's solvency and liquidity.

**What this means**  
This indicates whether the Company enhances shareholder value by keeping the equity side constant and progressively moderating debt.

**Value impact**  
The Company's gearing stood reduced to 0.03 in 2022-23 compared to 0.04 in 2021-22.



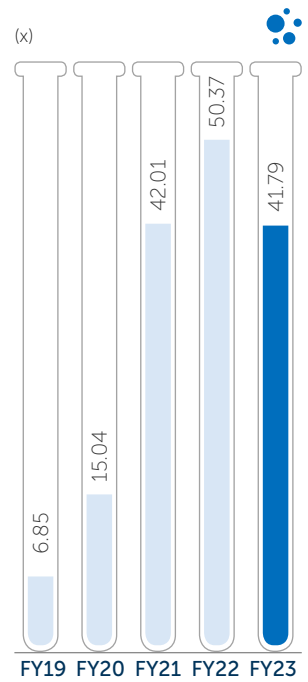
**Asset turnover**

**Definition**  
This is the ratio between the value of a company's sales or revenues and the value of its assets.

**Why is this measured**  
This indicates the efficiency with which a company deploys its assets to produce revenues.

**What this means?**  
The higher the asset turnover ratio, the more efficient a company is at generating revenue from its assets.

**Value impact**  
The Company's Asset turnover was 1.77 in 2022-23 as against 2.85 in 2021-22.



**Interest cover**

**Definition**  
This is derived through the division of EBITDA by interest outflow.

**Why this is measured**  
Interest cover indicates the solvency available to service interest – the higher the better.

**What it means**  
A company's ability to meet its interest obligations is one of the most important measures leading to shareholder returns.

**Value Impact**  
The Company's interest cover decreased from 50.35x in 2021-22 to 41.79x in 2022-23.



Part 2

# Our strategic direction and performance review

Achieved leadership position across significant niche products.

Backward integrated business model leading to better risk management.

Geographically diversified revenues across 86 countries.



## Chairman and Managing Director's overview

“During the year under review, the company encountered arguably the biggest challenge in its existence.”



**It is an unusual Chairman's communication to shareholders that should report a decline in revenues and profits with the words 'I am pleased to present our performance.'**

The reality is that I am indeed pleased even as we present a decline in our performance during the last financial year. The company reported a 13% decline in revenues to ₹460.94 cr in FY 23, 40% decline in EBITDA to ₹128.90 cr and a 41% decline in post-tax profit to ₹89.86 cr.

These declines notwithstanding, the year under review was exceptional for the company: the highlight of the performance was not the decline in performance but that the company reported whatever numbers that it did despite a weaker external environment.

During the year under review, the company encountered arguably the biggest challenge in its existence. The resurgence of the pandemic in China resulted in a lockdown in that country; for a company like Supriya Lifescience that generated 11% of its revenues in FY 22 from this country, the lockdown took away in one strike its largest customer by country.

This decline had a cascading impact. Considering that China was the company's largest export destination, marked by value-added exports, the impact translated into a decline in margins. EBITDA margin declined from 40% in FY 22 to 28% in FY 23. Return on Capital Employed moderated 160 bps from 33% to 17%.

### Silver lining

It would appear to most shareholders that perhaps the decline would impair the Balance Sheet and translate into adverse long-term consequences.

I have assuring realities to report.

**One**, despite the revenue decline, the company reported revenues of more than ₹100 cr and remained PAT-positive in each quarter.

**Two**, the company posted an impressive EBITDA margin and interest cover in its most challenging third quarter of the last financial year.

**Three**, the company generated ₹101.67 cr of cash profit during the year under review; it finished the year with ₹157.58 cr in cash on its books and no debt.

If this is how the company could perform during the most challenging year in its existence, then the future of the company appears bright.

### Rebuilding from here

Even as the single largest market of the company closed down for sales, your company responded with a distinctive spirit. The company continued to deepen investments in systems, risk understanding, alternative markets and responsiveness.

The company deepened existing customer relationships; the result was that it accounted for a larger share of the customer wallet in India and ASEAN, where margins were lower than what the company had enjoyed in China.

The company continues to strengthen its research function. This function will file Drug Master Files every quarter from now on; when approved in a year-and-a-half, they could generate quarter-on-quarter revenue growth.

### Optimism

The worst is over for the company; the weak third quarter of the last financial year was followed by a rebound in the last quarter. This recovery is expected to be sustained, based on the company's order book as on March 31, 2023.

The company has created a pipeline of new products, which could extend it beyond its longstanding competence in the area of anti-histamines and towards anti-diabetics and other areas.

The company intends to build its Contract Development Manufacturing Organisation (CDMO) business. The company developed four new products and three lifecycle

management products during the year under review.

The company intends to build its Contract Development Manufacturing Organisation (CDMO) business. During the year under review, the company initiated three CDMO projects. The company intends to patent technologies that should translate into long-term revenue possibilities.

### Looking ahead

I am pleased to communicate that even as we have emerged from our most challenging year, we have seeded our business with existing products to double our revenues to around ₹1000 cr by FY 2026-27.

The development of new product and the impact of revenues derived from successful DMF filings and corresponding product launches should prove supplementary. Besides, the launch of our CDMO business should enhance revenues further.

By building for the future, we are optimistic of rebounding with vigour and vitality, laying the ground for an attractively sustainable future that enhances value for all our stakeholders.

**Dr. Satish Waman Wagh**  
Chairman & Managing Director

## The strategic clarity that catalyzed our business sustainability

---

Supply chain stability

Increased manufacturing capacity



Wider portfolio; infusion of new molecules and therapies

---

Strong global presence across 86 countries and a wide customer base of 1,200+

Amalgamation of production, manpower and the latest technology

---

Focused R&D investment

Operational efficiency; superior cost management

---

Backward integration; longer value chain; more regulatory registrations

## Strategic overview

# “We anticipate doubling our capacity by 2024-25”



### De-risking strategy

The past year was marked by the pandemic-induced lockdown of China our single largest market and resource supplier, which impacted our revenues, particularly in the anti-histamine product segment. China is a key anti-histamine market, one of our prominent product segments, accounting for 6% of our revenues.

This temporary sales aberration deepened our resolve to effectively de-risk. The company's de-risking encompasses a commitment to broad base the product portfolio and widen presence across geographies (existing and new), reducing our dependence on any single market or product segment.

### Capacity expansion

To catalyze growth and innovation, the company made sizable investments in enhancing capacities. During the year under review, it added four new laboratories to

its existing manufacturing facility at Lote MIDC. its Block E, the fifth manufacturing facility of 330 KL, is under construction and expected to be operational by February 2024; this expansion will enable the company to address growing demand and widening its market presence.

The company's commitment to research and development remains unwavering. The company R&D team strength increased from 24 in 2021-22 to 29 in 2022-23. This could empower its entry in new product segments and deepen its presence in existing ones. Robust research capabilities could attract contract manufacturing organization (CMO) opportunities, enhancing revenue visibility and corporate respect.

### CMO opportunity

As of March 31, 2023, the company was engaged in technology transfer for nine CMO projects, these projects are expected to contribute

significantly to our revenue by Q3 2023-24. In some cases, the company will manufacture advanced intermediates for multinational companies, reinforcing its position as a reliable partner. For two CMO projects, the company will play a di-centric role where it partners the innovator and supplies all the latter's resource needs from its GMP-approved site. The company is also venturing into nutraceuticals through two CMO projects, deepening its de-risking.

### Broad-basing product portfolio

The company identified a handful of products with volume potential to fast-track its entry into the regulated market space. These molecules are expected to contribute significantly to the topline and margins. As these products mature in the regulated market over the next few quarters, the portfolio could de-risk further. The cumulative outcome is that the company could double its topline in three years.

### Outlook

The company intends to enter the pain management, anti-anxiety and anti-diabetic segments. These portfolio additions present growth opportunities leading to business sustainability. The company is confident of sustained growth across the foreseeable quarters and doubling capacity by the beginning of 2024-25, empowering the company to graduate to the next orbit.

#### Saloni Wagh

Whole-time Director

## Strategic overview

“Our commitment to a robust supply chain represents a competitive advantage.”



The company's commitment to a sustainable supply chain sets it apart in a competitive market. By engaging with large distributors and end users, the company deepened partnerships, leading to continued success. By the virtue of a longstanding presence in most markets, the company enhanced stakeholder trust.

### Outlook

The Company took measures to navigate challenges and seize opportunities. It diversified the product portfolio and expanded into promising markets, a robust foundation for sustainable growth.

The company will prioritize regulatory excellence, invest in increasing product registrations in regulated markets and strengthen backward integration. It will leverage the power of a stable supply chain to deliver quality products around a competitive price-value proposition.

### Shivani Wagh

Whole-time Director

### Geographical performance

Despite challenges in the Chinese market, the company delivered a healthy volume growth of more than 45% in South-East Asian countries (Indonesia, Vietnam and Malaysia) and Middle East. Consequently, Asian revenue generation was not majorly impaired during the last financial year. To moderate an excessive dependence on China, the company plans to widen its footprint in new markets (regulated and semi-regulated), while deepening its presence in the existing ones.

The Company's North American presence grew 144% y-o-y during the year under review, attributed to the increasing traction of Maleate Group and Ketamine. The market's growth was supported by the positive response to other therapeutic category molecules and there is scope for a further expansion in this geography leading to attractive revenue possibilities.

Europe continued to remain one of the company's largest regulated markets, accounting for 28% of revenues. The company registered ten quality products; Europe continued to be a key market and the company will continue to leverage its potential to drive revenues.

### Competitive advantage

The Company supplies quality materials sourced from government-approved sites, which not only aligns with prevailing regulatory standards but reinforces our reputation for excellence. The Company provides regulatory support and maintains a high quality standard. The advantage over competitors is the ability to offer the same product package at a more stable price due to our backward integration, protecting our competitiveness and customer engagement across market cycles.

# Our areas of presence

## 1 | Allergic rhinitis and asthma

### Prevalence

- Allergic rhinitis (AR) is a significant health issue, impacting approximately 400 million individuals worldwide.
- AR often coexists with asthma, reducing life quality and workplace output
- Its prevalence has surged due to urbanization, smoking and environmental pollutants

### Our role

- Largest global manufacturer of select APIs in the anti-histamine range
- Leading global anti-histamine medication supplier
- Largest chlorphenamine maleate exporter
- One of the largest exporters of salbutamol sulphate in India

(Source: Frontiers in medicine)

## 2 | Chronic cough

### Prevalence

- Chronic cough is a common occurrence, affecting all age groups. Treating this condition presents challenges due to pulmonary and extra-pulmonary conditions that can cause chronic cough.
- Cough can appear without any identifiable root cause and prove resistant to therapies designed to improve associated conditions.
- Approximately 10% adults in different general populations experience chronic cough.
- Chronic cough incidence is higher in Europe, America, and Australia, where it ranges from 10% to 20%, compared to Asia, where it is less than 5%. (Source: Nature.com)

### Our role

- Manufacturer of API products that generate brain signals to activate cough reflex
- Manufacturer of Dextromethorphan Hydrobromide for cough relief

## 3 | Malaria

### Prevalence

- There were an estimated 6,19,000 malaria deaths globally in 2021
- In 2021, there were over 1,60,000 reported cases of malaria, in India.
- People with weak immunity (children and pregnant women) were the most vulnerable

(Source: World Malaria Report 2022, Statista)

### Our role

- Developed artemether, lumefantrine and anti-malarial drugs
- Manufactured quinine sulphate capsules
- Addressed uncomplicated plasmodium falciparum malaria and acute uncomplicated malaria

## 4 | Vitamin B12 deficiency

### Prevalence

- Vitamin B12 deficiency is common, especially in vegetarians, vegans and older adults.
- The symptoms of vitamin B12 deficiency include blood disorders, impaired brain function and elevated homocysteine levels.
- This has unfavourable consequences on pregnancy, vascular, cognitive, bone and eye health.

### Our role

- Produce Methylcobalamin, which treats the deficiency
- Produce drugs promoting natural occurrence of vitamin B complexes in the body
- Manufacture Riboflavin 5-Phosphate Sodium, a water-soluble and essential micronutrient
- Manufacture products that treat diseases like pernicious anemia, diabetes, cyanide poisoning and other conditions

## 5 | Hypertension

### Prevalence

- An estimated 1.28 billion adults aged 30–79 years worldwide suffer from hypertension, most (two-thirds) living in low- and middle-income countries
- Approximately one in 5 adults (21%) with hypertension have it under control.
- Hypertension is a major cause of premature deaths worldwide.
- A global target for noncommunicable diseases is to reduce the prevalence of hypertension by 33% between 2010 and 2030. (Source: World Health Organisation)

### Our role

- Manufacture efficacious oral vasodilatory and anti-anginal drugs
- Products to block epinephrine in blood vessels, reduce strain, heart rate and blood pressure
- Develop bisoprolol fumarate, a beta blocker
- Manufacture Nicorandil, marketed in UK, Australia, Europe, India, Philippines, Japan, South Korea and Taiwan

## 6 | Other products

### Analgesic/anesthetic drug

- Drugs used to alleviate pain and discomfort during medical tests or procedures.
- Pioneered Ketamine Hydrochloride, allowing patients to experience restful sleep during surgery
- Largest exporter of Ketamine Hydrochloride
- Manufacture Tramadol, an opioid-based pain medication

### Xanthine derivatives

- Ensure adequate oxygen supply to tissues and organs, facilitating blood circulation
- Alleviate symptoms of intermittent claudication (abnormal muscle pain)
- Produce Pentoxifylline for better blood flow

### Anti-gout drugs

- Treat gout and kidney stones
- Reduce uric acid levels that lead to gout and kidney-related complications
- Leading supplier of Allopurinol in India

Business model

# Our value-accretive business model



## Overview

Supriya Lifescience has strengthened its competencies through an interconnected approach, resulting in resilience, competitiveness and multi-year business sustainability.

The robustness of the company's business model was validated by its ability to deliver optimal returns in favorable market conditions and resilience during sectorial downturns. This robustness is not the company's goal; its purpose is to enhance value for all stakeholders.

The foundation of the company's strengths is built on key aspects: achieving the largest scale, working at the lowest cost, delivering the highest margin, prioritizing sales in regulated markets and creating headroom for sustainable growth. By aligning with these principles, we aim to maximize stakeholder value and long-term success.

## Strengths

**Scale:** The company has strategically chosen to operate in significant therapeutic domains (such as common cold, cough, and flu) that are expected to experience growth due to population expansion and evolving lifestyles.

**Integration:** The company is fully integrated backwards for the production of intermediaries, strengthening sustainability across market cycles by enhancing resource security on the one hand and moderating costs on the other,

**Diversification:** The company has gradually expanded its range of products to reduce potential risks associated with concentrating excessively on a therapeutic field. As a result, the company possesses a varied products pipeline, capable of responding to a range of trends and developments.

**Expanding:** The company's expertise revolves around its capacity to recognize unique generic and value-added molecules (off-patent) within under-explored therapeutic areas. This proficiency is built around strong chemistry and production capabilities, coupled

with the potential for attractive opportunities.

**Research-led:** The company has consistently invested in acquiring research talent, cutting-edge equipment and state-of-the-art infrastructure. The purpose behind these investments is to increase the speed and efficiency of processes, enhance the quality of existing products, reinforce drug delivery systems and widen the application of our products. This research-focused approach plays a crucial role in increasing the Company's overall competitiveness.

## Operational excellence

**Production:** The Company invested ₹110 cr in capacity expansion, empowering it to enter product segments and deepen its presence in existing product segments.

**Quality:** The Company established a comprehensive quality culture which is aligned with global benchmarks, customer requirements and proprietary operating standards,

encompassing capex design, raw material procurement, manufacturing processes and product outcomes.

**Global citizen:** The Company's export markets accounted for 80% of revenues, increasing by 4% during the year under review; with 42% coming out of regulated markets.

**Overheads:** The Company's competitive edge is derived from

disciplined resource allocation, resulting in a relatively low capital cost per ton and low manufacturing cost per unit

**Regulatory accreditations:** The Company's manufacturing facilities is approved by globally respected regulatory authorities, which has helped enhance profit margins and capitalize on CMO/CDMO opportunities with well-known multinational corporations.

## Strong financials

**Reduction in debt:** The Company has been proactively de-leveraging its Balance Sheet. Its long-term borrowings reduced from ₹21.3 cr in 2021-22 to ₹16.62 cr in 2022-23, enhancing cash flows.

**Growth:** The Company's revenues 13% compounded in the three

years ending 2022-23 compared with a sectorial growth average of around 7%.

**Liquid:** The Company possessed cash and cash equivalents of ₹165.78 cr as on March 31, 2023, to serve its working capital requirements and generate positive operating cash flows (achieved every year since

incorporation). Interest cover was high 41.79 during the year under review.

**Funds cost:** The Company moderated the cost of working capital debt down to 22% in 2022-23 (3% in 2021-22).



**Holistic picture**

# Our Stakeholder Value-Creation Report, 2022-23

## Overview

One of the most significant developments in the past decade is the increasing openness to measure the value generated by companies in a comprehensive manner that goes beyond financial metrics to include social and other indicators. This approach addresses the limitations of traditional communication methods by adopting a holistic framework that integrates tangible and intangible aspects of a company's initiatives into a unified format.

By embracing this approach, companies can move beyond solely focusing on short-term profitability drivers and shift their attention to more sustainable enduring aspects. It allows the Company to extend beyond isolated financial gains and consider broader dimensions of business sustainability.

Moreover, this approach highlights the importance of extending the business focus beyond shareholder needs and encompass the goal of enhancing long-term value for all stakeholders. In this report, we

present how the Company enhances value for various stakeholders, including employees, customers, suppliers, business partners, local communities, legislators, regulators, investors, and policy makers. Each capital is interconnected, emphasizing the necessity to nurture and service all capitals for the Company to achieve sustainability. This interconnectedness amplifies the significance of considering the interests of all stakeholders, resulting in a truly sustainable and impactful business model.

The financial outcome that we strive to generate is based on the funds we gather from investors, promoters, banks and financial institutions through net worth, debt and accruals – ₹699.46 cr of net worth and ₹16.62 cr of debt as on March 31, 2023.

The Company participates in environment initiatives, including investments in pollution control assets and greenery, reinforcing its dedication to diminishing, reusing, restoring, and transitioning to renewable energy sources.

We invested in a strong business development, R&D and technical operations team. The Company reported a 13% drive in operating revenue but maintained a healthy EBITDA margin of 28%.

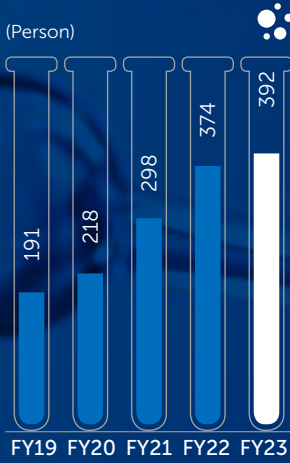


Our manufactured capital consists of assets, facilities, technologies and equipment for production and general business conduct – a gross block of ₹296.56 cr.

We enhanced relationships with communities and partners (vendors, suppliers and customers) that reinforced business visibility and predictability

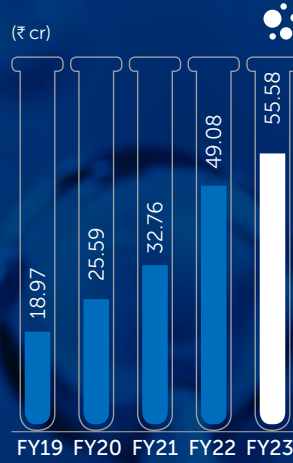
Our human capital / workforce comprise management employees, chemists and researchers, who influence strategy, implementation and sustainability

## Enhancing stakeholder value



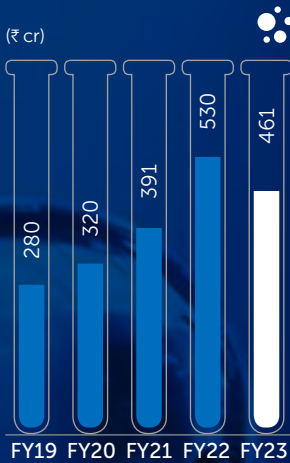
### Employees

Our employees represent the aggregate knowledge within our enterprise across functions (funds procurement, process management, marketing, research and dispatch etc.)



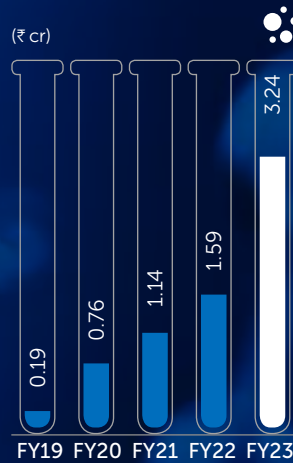
### Salaries and wages

We have increasingly invested in employee numbers and remuneration, a scalable foundation for sustainable growth



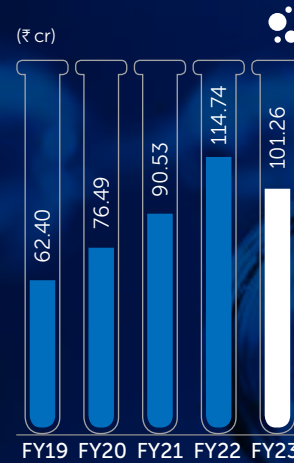
### Revenues

Our customers keep us in business through a growing demand for our products, enhancing revenue visibility. The Company increased its revenues 13% CAGR in the 4 years ending 2022-23, indicating a growing customer traction



### CSR investment

Our communities provide the social capital (education, culture, health, environment etc.) that makes it possible for us to draw on social value. The Company enhanced community value through distribution of food rations, provision of education and environmental initiatives.



### Taxes paid

The government (Central and State) provide a stable structural framework that ensures law, order and supporting policies. The taxes paid by the Company have helped the country build common infrastructure, strengthening its presence as a responsible corporate citizen.

# Our value-creation strategy

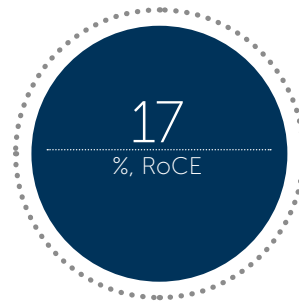


Strategic focus	Key enablers
Employee focus	<ul style="list-style-type: none"> <li>Supriya Lifescience employee strength was at 392 in 2022-23</li> <li>Employees were collectively remunerated ₹55.58 cr in 2022-23, a 13% increase over 2021-22.</li> <li>30% employees had been working for five years or more in 2022-23.</li> <li>Average employee age was 34 as on March 31, 2023.</li> <li>The Company enjoyed a people retention of 97%</li> </ul>
Customer focus	<ul style="list-style-type: none"> <li>Supriya Lifescience offered 38 active pharmaceutical ingredients in 2022-23</li> <li>The Company focused on diverse therapeutic segments (anti-histamine, analgesic, anesthetic, vitamins, anti-asthmatic and anti-allergic)</li> <li>The Company generated 42% revenues of 2022-23 from the regulated markets</li> </ul>
Supplier focus	<ul style="list-style-type: none"> <li>The Company procured ₹204.19 cr of resources in 2022-23, a 5% growth over the previous year</li> <li>The Company focused on diversifying its supplier base for key raw materials, which included import substitution.</li> <li>The Company had a base of 38 principal resource suppliers in 2022-23.</li> <li>45% vendors were associated with the Company for 5+ years.</li> </ul>
Shareholder focus	<ul style="list-style-type: none"> <li>The Company was valued at ₹1535.8 cr at the close of 2022-23</li> <li>The Company reported a 41% decrease in profit after tax in 2022-23.</li> <li>The Company's net worth increased by ₹83 cr from ₹615 cr to ₹699 cr in 2022-23.</li> <li>The Company's receivables and working capital load moderated</li> </ul>
Government focus	<ul style="list-style-type: none"> <li>The Company's exports grew 8% in 2022-23.</li> <li>The Company paid ₹101.26 cr in tax in 2022-23.</li> </ul>
Community focus	<ul style="list-style-type: none"> <li>The Company engaged in a number of community development activities.</li> <li>The Company focused on education, food relief, sports and health.</li> <li>The Company spent ₹3.34 cr in CSR activities in 2022-23.</li> </ul>



## Value created for our stakeholders

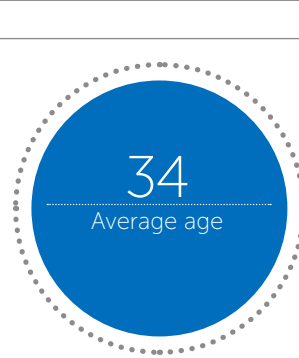
### Financial capital



### Manufacturing capital



### Human capital



### Social and relationship capital



## Value shared with

### Investors

The Company's investors benefited through dividends and capital appreciation

### Employees

Remuneration worth ₹55.58 cr was provided by the Company to employees

### Customers

The Company generated ₹451 cr in revenues from customers

### Vendors

The Company enhanced vendor value through enhanced offtake

# How we intend to enhance shareholder value

## Our value-creation strategy

- We will invest proactively in relatively under-invested product spaces
- We will invest in adjacent products spaces that leverage similar chemistries
- We will communicate our strategy for the mid-term to enhance transparency.
- We will strengthen our governance, boosting investor confidence.
- We will reward shareholders through dividends and enhanced market valuation.

## Areas of presence

At Supriya Lifescience, we will expand and diversify our therapeutic footprint. This will encompass sectors such as anti-histamine, analgesic, anesthetic, vitamin, anti-asthmatic and anti-allergic treatments. Our approach involves not only deepening our engagement in each of these areas by introducing novel products, but also broadening our involvement into domains like anti-gout, anti-depressant, anti-anxiety, anti-convulsant and hypnotic therapies. This dual strategy enables us to harness our expertise in chemistry while tapping into substantial opportunities.

## Enhanced capital expenditure

The natural progression of our research capabilities reflects in the scale of our increasing capital investments – with ₹3.35 cr allocated for capital expenditure in the four-year period until 2022-23, and a projected ₹100 cr over the years concluding in 2024-25. This capital allocation covered expenditures for establishing new R&D facilities at Lote Parshuram and Ambernath.

## Regulated markets

Our remarkable performance over the past four years can be attributed to our expanding footprint in regulated markets, characterized by favorable pricing dynamics and relatively limited competition. The share of our total revenue originating from regulated markets stood at 34% in 2017-18 and 42% in 2022-23, even though

exports surged from ₹147 cr to ₹360 cr between these two fiscal endpoints. Over the four years concluding in 2022-23, exports achieved a Compound Annual Growth Rate (CAGR) of 20%, while overall revenues surged 17%. We are convinced that the Company's ability to maintain elevated profit margins and achieve substantial revenue growth hinges on a

deepening presence within regulated markets. We anticipate that North America, European Union and Japan will play a significant role in the foreseeable future.

## Entering new segments

We expect increasing global demand from customers for contract development and manufacturing, while engaging with suppliers for contract manufacturing. We view this as a promising sector with expanding opportunities, especially in a world where customers are actively seeking to secure their supply chains. This strategic direction enhances our revenue predictability by establishing a stronger foothold.

## Enhance operational excellence

We plan to develop fully integrated, versatile and scalable facilities. We adopted cGMP manufacturing protocols to ensure consistent quality control and assurance. By bolstering our cGMP compliance and manufacturing capacities across the spectrum from investigational to commercial scale development programs, we aim to boost customer trust and meet regulatory benchmarks. Looking forward, we anticipate that this strategy will enable us to effectively manage costs while increasing production output, fortifying sustainable and profitable expansion.

## Accelerated filings

By the end of March 31, 2023, we had submitted 15 active Drug Master Files (DMFs) to the US Food and Drug Administration (USFDA), alongside nine active Certificates of Suitability (CEPs) to the European Directorate for the Quality of Medicines & Healthcare (EDQM) for our API products spanning antihistamine, analgesic, anesthetic, vitamin, anti-asthmatic, and anti-allergic therapeutic categories. We are committed to expand our DMF portfolio within specialized and distinctive domains. Our Research and Development (R&D) team had accomplished the filing of three process patents within India by the same date; we are dedicated to advance the development and submission of additional process patents. We intend to pursue the validation of expedited submissions through prominent regulatory bodies across the globe.

## Research investment

We are committed to amplifying our research investment, positioning research as the primary driver of our profitable growth strategy. This initiative aims to seize high-value first-to-market prospects in crucial global markets, cultivate advanced therapeutic options, diversify into specialized therapeutic domains, achieve technological competitiveness and optimize cost efficiency.

We recently started the operations of the newly-constructed R&D lab at Lote Parshuram. The

construction is underway for the Ambernath lab, anticipated to be operational by Q4 FY2023-24, which will play a pivotal role in the company's forthcoming expansion phase. These dedicated R&D centers are poised to enrich the company's product portfolio through the development of identified APIs that complement the existing range.

## Backward integration

While we focused on augmenting API manufacturing capacity, encompassing established and novel products, it will simultaneously persist in investments in producing intermediates, which serve as

the foundation. We established backward integration for 12 existing products, and this integration process is underway for existing and upcoming product lines. This twofold strategy aims to fortify our resource procurement, bolster our value chain, optimize

our working capital effectiveness, reduce dependence on imports, and amplify product availability. This collective effort could reinforce our resilience in the face of market volatility.

## Big numbers

### Research investment

0.99

₹ cr, spent on  
R&D capex till  
2022-23

0.22

Research as a % of the  
Company's revenues,  
2022-23

### Therapy areas

44

% of revenues from  
the largest therapy  
area, 2022-23

90

% of revenues from  
the five largest therapy  
areas, 2022-23

### Accelerated filings

15

DMF filings until the  
close of 2022-23

9

CEP filings with  
EDQM

### Regulated markets

23

%, proportion of the  
Company's revenues  
derived from  
regulated markets,  
2018-19

42

%, proportion of the  
Company's revenues  
derived from  
regulated markets,  
2022-23

### Exports

71

%, of revenue  
generated from  
exports in 2018-19

80

%, of revenue  
generated from  
exports in 2022-23

**How we are deepening our excellence culture**

# Raw material procurement at Supriya

**Overview**

In the manufacture of pharmaceutical ingredients, there is a premium on the timely, quality and cost-effective aggregation of raw materials. This need becomes even more business-critical in an

inflationary environment or when supply chain linkages are affected (as they were during the pandemic).

Supriya procures essential starting materials, solvents, excipients, common raw materials and catalysts

in the manufacture of products. The Company ensures effective procurement from Indian and global (China, South Korea and Belgium) sources with a broad-based supplier base that ensures consistent material availability and sourcing flexibility.

**Strengths**

Supriya has developed a range of competencies in material sourcing. These comprise the following:

**Plan:** The company possess a methodical planning system that ensures seamless procurement, minimising stock outs or excess

**Location:** The timely access to resources has been facilitated by

the company’s manufacturing locations being proximate to airports, ports and national highways

**Indigenous:** The company developed a network of domestic resource providers, enhancing flexibility of material access on the one hand and buying from specialized providers on the other

**Partners:** The company worked with experienced transportation partners, who provided delivery solutions that helped manage inventory better

**Responsive:** The company returned empty containers to the port within 30-36 hours from the date of custom clearance, obviating rent or detention charges

**Challenges and counter-initiatives**

Supriya’s responsive resource procurement system addressed challenges during the course of the year, protecting material availability.

**There was a sharp increase in Covid cases inside China, a key material supplying country, raising the threat of interrupted production.**

The company proactively stocked raw material inventory, protecting its manufacturing schedule.

**The Russia-Ukraine conflict made raw materials inflationary.**

The company did not encounter inflation in key starting materials; cost of solvents initially increased but stabilized thereafter, with no major costing impairment.

**Highlights, 2022-23**

The company entered in relationships with key material suppliers in India, moderating the dependence on a global supply chain.

**Outlook, 2023-24**

The company will continue to seek opportunities that moderate its dependence on global markets and enhance engagements with indigenous players, reducing supply tenures and carbon footprint.

**Big numbers**

**38**  
Raw material cost as a % of revenues, FY 22

**41**  
Raw material cost as a % of revenues, FY 23

**59**  
% of raw materials that was sourced from within India, FY 22

**56**  
% of raw materials that was sourced from within India, FY 23

**25**  
% of raw material sources from the five largest suppliers, FY 22

**26**  
% of raw material sources from the five largest suppliers, FY 23



**Business drivers**

# Manufacturing excellence at Supriya



## Overview

The global API (active pharmaceutical ingredient) market is characterized by competition, enhancing the role of manufacturing excellence. This excellence is marked by the optimisation of installed production capacity, low conversion costs, product diversification and delivering quality products with low rework.

### Strengths

**Pedigree:** The Company is respected for its work on large complex chemistries and its development of simple-to-complex chiral centre molecules.

**Diversified:** The Company comprises four manufacturing blocks; each block is segregated according to its therapy

**Expertise:** The Company's expertise extends to various classes of reactions (Fridel craft

acylation, grignard reaction, decyanation, high pressure catalytic reductions, high vacuum distillations, nitration, bromination, cyclisation, etherification formylation and oxirane)

**Integrated:** The Company's backward-integrated manufacturing facility for the production of APIs and intermediates enhances value-addition and supply chain security (12 products integrated backwards).

**Responsible:** The Company possesses an effluent treatment plant; it operates seven clean rooms that meet GMP requirements

**Scalable:** The Company progressively enhanced its capacity expansion year-on-year

**State-of-the-art technology:** The Company has advanced manufacturing technologies that ensure a consistently superior quality.

## Our manufacturing facilities



### Global agencies that approved our facilities

**USFDA:** The United States Food and Drug Administration (FDA or US FDA) is a federal agency of the Department of Health and Human Services.

**EUGMP:** Good manufacturing practice (GMP) is the minimum standard that a medicine manufacturer must meet in production processes. The European Medicines Agency (EMA) coordinates inspections to verify compliance with these standards and plays a key role in harmonizing GMP activities at the European Union (EU) level.

**EDQM:** The European Directorate for the Quality of Medicines & HealthCare (EDQM) contributes to a better protection of public health by developing quality standards for medicines and their safe use.

**NMPA(formerly SFDA):** National Medical Products Administration (NMPA) is China’s drug regulatory authority and is responsible for approving drug registrations in the country.

**ANVISA:** The Brazilian Health Regulatory Agency (Anvisa) is a regulatory body linked to the Ministry of Health, part of the Brazilian National Health System (SUS) as the coordinator of the Brazilian Health Regulatory System (SNVS), present throughout the national territory.

**KFDA:** The Korea Food & Drug Administration (KFDA) is known as the Ministry of Food and Drug Safety, a government agency responsible for promoting public health by ensuring the safety and efficiency of foods, pharmaceuticals, medical devices and cosmetics.

**PMDA:** Pharmaceuticals and Medical Devices Agency(PMDA) is the Japanese regulatory agency, which protects public health by assuring the safety, efficacy and quality of pharmaceuticals and medical devices.

**TGA:** The Therapeutic Goods Administration (TGA) is the medicine and therapeutic regulatory agency of Australia.

**Taiwan FDA:** The Taiwan Food and Drug Administration (TFDA) oversees food, drug, and medical device safety and quality.

**COFEPRIS:** COFEPRIS or the Federal Committee for Protection from Sanitary Risks (Comisión Federal para la Protección contra Riesgos Sanitarios) is the department within the agency in Mexico, that deals with the import of medical devices and issues advertising permits for these products.

**Health Canada:** Health Canada is the department of the Government of Canada, responsible for the national health policy. The department is also responsible for federal health-related

agencies, including the Canadian Food Inspection Agency and the Public Health Agency of Canada, among others.

**CDSCO:** The Central Drugs Standard Control Organisation is India’s national regulatory body for cosmetics, pharmaceuticals and medical devices


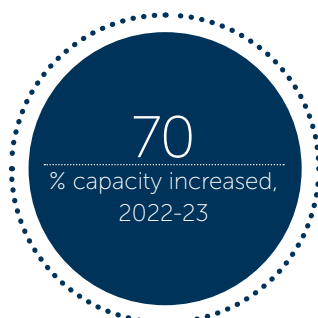
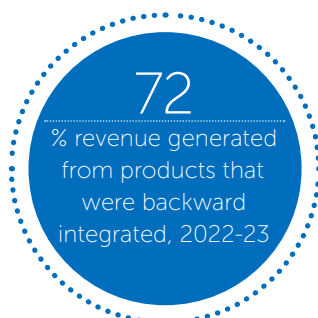
### Highlights, 2022-23

- The company acquired a 24,646 sq.mt land 20 kms from its manufacturing facility with the objective of commissioning backward integration projects.
- The company initiated the construction of a new warehouse and administration block, which comprises a new quality control and assurance lab
- The company acquired a plot of land measuring 80,000 square metres at Isambe near Patalganga for capacity expansion
- The company acquired land of 12,551 sq.mt., near its present manufacturing facility, for capacity expansion

### Outlook, 2023-24

The company plans to add 350 KL capacity through Block E, which is expected to be operational by the fourth quarter of 2023-24.

### Big numbers



**Business drivers**

# Research and development at Supriya



## Overview

Research and development yields valuable knowledge and insights, leading to enhanced efficiency, reduced costs and the opportunity to create novel products and services, essential for the organization's survival and success in competitive markets. The Company has a DSIR-approved R&D facility in Parshuram Lote, Maharashtra, comprising 29 scientists for API process development across the value chain.

## Research focus areas

Developing new products

Improving existing products and drug delivery systems

Expanding product applications

## Management's blueprint

- To develop three new molecules using non-infringing, eco-friendly and cost-effective routes, which generate intellectual property, cost benefits and competitive barriers
- To minimize the cost of three products by ~10% through a reduction in solvent volumes,

reducing mole equivalent of reagents and KSMs, reaction time, increasing yield, replacing costlier reagents and environmentally hazardous reagents with cost-effective and environment friendly counterparts; strengthen backward integration in starting materials and combinations to

enhance cost efficiency, enhancing productivity and competitiveness

- To collaborate with reputed multinational organisations for CDMO and develop products through a novel approach to reduce raw material costs and enhance productivity

## Strengths

**Vision:** The company focuses on the cost-effective development of new molecules without patent infringement

**Engaging:** The company engages with clients for innovative, budget-friendly and secure process development

**Legacy:** The company possesses a rich experience in delivering APIs and intermediates for more than 36 years

**Creditable:** The company was approved by the DSIR, Ministry of Science and Technology, and Government of India

**Prestigious partnership:** The company partnered internationally

acclaimed educational institutions like Institute of Chemical Technology, Mumbai.

**Experts:** The company addresses complex chemistries such as high vacuum distillations, grignard reaction, fridel craft acylation, decyanation, etherification, formylation, high pressure catalytic reductions, bromination, nitration and oxirane with competence

## Achievements, 2022-23

- The company developed four products like pentobarbital, enzalutamide, sevoflurane and dexmedetomidine hydrochloride.
- The company developed three lifecycle management products

like Cetirizine dihydrochloride, Pentoxifylline and salbutamol sulphate

- The company initiated three CDMO projects - riboflavin sodium phosphate and N-benzyl salbutamol

- The company introduced new niche products with volume potential
- The company commissioned a new R&D lab at Lote Parshuram for new product development and CMO/CDMO opportunities.

## Case study#1

### The environment-friendly alternative to liquid bromine

The synthesis of salbutamol sulphate involves the use of liquid bromine for bromination reaction to provide the bromo intermediate. The handling of bromine is difficult because of its volatile nature, high lacrimator and environment challenge. Liquid bromine is a highly reactive reagent; impurities are formed in reactions that leads to a decrease in yield; the side

product is difficult to dispose due to lacrimation.

To avoid these realities, the company's research and development team developed a process where N-bromo succinimide is used instead of liquid bromine; this is easy to handle because of less lacrimation and being solid in nature.

The N-bromo succinimide is a mild reactive reagent, so impurity formation is less and yield higher (overall yield 0.75-0.80 w/w in liquid bromine process against an overall yield 0.95 to 1.05 w/w in N-bromo succinimide process). The residue generated is easily recycled and less of a lacrimator.

## Case study#2

### The safer alternative to propylene oxide

In the N-benzyl salbutamol process, the use of propylene oxide is dangerous to human health; its low boiling point is difficult to handle at commercial scale. The company's research and development team replaced

propene oxide and replaced it with epichlorohydrin and potassium carbonate (used in many APIs at commercial scale).

Enzalutamide is a new API taken for development. The R&D team

designed a new route of synthesis, which is cost-effective and eco-friendly compared to all existing routes of synthesis by other manufacturers; its feasibility work is under progress.

## Outlook

- The Ambernath lab is currently under construction and will be operational by the third quarter of

2023-24, which would be used for the next expansion phase.

- It will hire more talent.
- It will increase analytical efficiency by procuring sophisticated

instruments (LC-MS, GC-MS, Auto titrator, prep-HPLC etc.)

- It will automate further to accelerate product development.

How we are deepening our excellence culture

# Quality Control and Assurance at Supriya



## Overview

There is a growing premium the world over on product and process quality, given that the end product needs to be consumed by human beings to accelerate recovery. This makes quality central to product manufacture, attracting progressively rising standards by global certification agencies.

Ever since it went into business, Supriya placed the highest standard on all aspects of its business with quality outcomes. The company's robust quality development and implementation enhanced product quality, stakeholder assurance and customer dependability.

The robustness of the company's multi-stage check and screening

made it possible to control ingredient integrity at each stage, which resulted in a high product quality compliance with no serious quality issues during the year under review.

### Strengths

- The company possesses holistic quality environment approvals from the most demanding global regulatory bodies, including USFDA, Health Canada, WHO-GMP, ISO9001:2015, FamiQS, Halal, EDQM, etc., covering infrastructure, people, process and products.
- The company possesses a structured process adhering

to stringent cGMP and TRS guidelines, the quality control laboratory serving as a driving force behind the alignment with industry best practices. The company is completely compliant with updated latest cGMP manufacturing standards that have helped standardize product quality across batches, factories and time

- The company is periodically audited for its ongoing

benchmarking with global regulatory agencies

- The company enhanced testing dependability through training, team working, root cause identification, corrective or preventive actions and a timely and ratified revision in standard operating protocols.

### Initiatives, FY 23

- The company provided periodic training to employees on the latest quality norms and standards, the basis of all compliance and quality management
- The company strengthened standard operating protocols aligned with evolving pharmacopeias and regulatory guidelines; the company remained committed to sampling, testing and releasing products only after critical quality evaluation
- The company celebrated Quality Week that helped enhance quality awareness, teamwork and a culture of quality-driven excellence
- The company replaced manual systems with electronic systems, strengthening reliability, access and the entire organisation drawing inputs from a uniform data set
- The company introduced track-wise LIMS, as a part of the digitalization of its quality management systems
- The company engaged in methodical in-house tracking to

monitor stage-wise progress that prompted timely correction; it undertook the stringent testing of finished products before dispatch

- The company established stage-wise targets for the release of finished products, intermediates and raw material, ensuring that the system worked methodically and progress was monitored weekly and monthly against identified targets
- The company identified performance indicators for its quality control laboratory, coupled with targets against which progress was periodically monitored
- The company's focused review team ensured a complete product compliance with raw data (paper and electronic) before batch release, translating into a complete match with customer needs

### Challenges and counter-initiatives, 2022-23

The post-pandemic reopening of the global markets was followed by increased quality-centric documentation requests and on-

site inspections (pending for some vendors). This created a challenge for the company to accommodate multiple requests given limited resources.

The company upgraded its quality-focused infrastructure with state-of-the-art quality management laboratory with modern instruments (HPLC, GC, particle size analyzer, among others). This enhanced testing capability and analyzes.

### There was a premium in retaining talent following the pandemic outbreak.

The company up-skilled its team and provided larger growth opportunities.

### Outlook

The company intends to create a new building dedicated to quality management with an expansion provision. Besides, the company is engaged in the increased replacement of manual processes with automation, enhancing the dependability and integrity of outcomes.

## Our equipment investments

**HPLC:** High-Performance Liquid Chromatography

**GC-HSS:** Gas Chromatography-High-Resolution Mass Spectrometry

**UV-Visible spectrophotometer:** Ultraviolet-Visible Spectrophotometer

**IR spectrometer:** Infrared Spectrometer

**Malvern Mastersizer**

**Business drivers**

# How Supriya is leveraging Information Technology to emerge nimbler

## Overview

In a fast-paced world, technologies are undergoing transformative changes. The relentless progress in various fields is fueling the emergence of advanced technologies that are increasingly becoming relevant. Supriya is being driven by the power of digital technology, transforming operations and interactions with customers.

### Strengths

- Investment in state-of-the-art technologies
- Enhanced workflow, cost-effectiveness, productivity, agile decision-making, secure remote work and real-time services
- Adoption of cutting-edge software and services, including ERP, G Suite and MPLS link, among others
- Implementation of unified ERP system; improved transparency, productivity, customer service and business forecasting

### Outlook

With a focus on leveraging emerging technologies, the company will continue to strengthen business resilience and implement automation in existing and upcoming manufacturing processes.

Business drivers



# How Supriya is addressing widening export opportunities

**Overview**

Supriya has established a strong global presence by consistently delivering products that address international standards. By balancing global and domestic markets, the

company safeguards itself from potential volatility. Key global markets for Supriya include South-East Asia and Europe.

The emergence of new therapies and the streamlining of regulatory

compliance across global authorities have facilitated standardized processes and systems. Additionally, the introduction of new molecules and innovative treatment methods contributes to the company's growth.

**Challenges and mitigation**

**Delayed supply of raw materials from China.**

The company initiated a backward integration to address supply chain challenges

**Rising freight costs and container scarcity disrupted logistics operations.**

The company partially absorbed the increase in freight cost while maintaining longstanding customer relationships.

**Suspension of sales in China, due to the pandemic-induced lockdown.**

The company partially made up for the loss in China by addressing robust demand in other Asian markets

**Foreign exchange fluctuations.**

The company competently managed foreign exchange volatility through enhanced checks, balances and export.

**Highlights, FY 23**

- The company's revenue generation from exports was ₹360 cr as against ₹393 cr in the previous year.
- The company derived USD 12 million in revenue from customers older than five years.
- The company developed KSM for Dextromethorphan Hydrobromide,

pentoxifylline, and chlorpheniramine maleate.

- The company established partnerships with alternative logistics vendors.
- The company finalized new product pipelines in response to emerging global market demand; it initiated technology development in the R&D department.

- The company successfully developed a new needle polymorph of Ketamine.
- The company received CEP for Diphenhydramine Hydrochloride.

**Outlook**

The company aims to become a fully integrated pharmaceutical company with capabilities in API development and manufacture.



Business drivers

# How Supriya is strengthening its human resources



## Overview

As businesses become increasingly competitive, there is a growing role for specialized knowledge.

To enhance competitiveness, Supriya is deepening knowledge across

technical, finance, technology, manufacturing, and research capabilities. This emphasizes strategic recruitment, performance-based compensation, fostering a collaborative team environment, regular upskilling opportunities,

and prioritizing operational safety. To enhance talent capital, Supriya engaged senior personnel across its operations, research and business development functions.

## Strengths

**Expertise:** Nearly 46% employees hold technical or professional degrees.

**Culture:** Workplace culture emphasizes trust, commitment and knowledge sharing.

**Trust:** Merit-based work environment fosters fairness and trust.

**Career growth:** Implemented flexi-time and transitioned to a five-day work week.

**Code of Conduct:** Comprehensive document boosting employee clarity and confidence.

**Safety:** Introduced a Safety Policy encompassing personal protective equipment, workplace hygiene and safety drills (fire, electrical and equipment) to ensure a secure working environment.

## Outlook

The company will continue hiring across business functions with an emphasis on ongoing training and development. Implementing incentive plans to encourage new ideas, superior performance, compliance and improved operational practices.

### Our dashboard

	2020-21	2021-22	2022-23
Employees	298	374	392
Average age	34	37	34
Employees by gender (Male)	253	331	350
%	85	88	89
Employees by gender (Female)	45	43	42
%	15	12	11
Employees by age group (22-35)	188	263	255
%	63	71	66
Employees by age group (36-45)	58	63	71
%	19	17	18
Employees by age group (40-60)	52	48	66
%	17	12	25

### Profile of employees as per education

	2020-21	2021-22	2022-23
Graduates	111	164	162
%	37	44	46
Masters	99	164	152
%	33	34	40
Engineers	16	19	16
%	6	5	5
MBA's	6	6	11
%	2	2	3

### Profile of employees as per education

	2020-21	2021-22	2022-23
Chartered accountants	1	1	1
%	0	0	0
Diploma holders	5	5	4
%	0%	1%	1
Non-graduates	60	53	46
%	20	14	12
Person-hours invested in training	5,952	7,704	6,904
Employee cost as a % of total revenue	8.27	9.13	8.30
Revenue per employee (₹ in cr)	1.33	1.62	1.17
Revenue per employee (₹ in cr)	1.33	1.62	1.17
Revenue per employee (₹ in cr)	91	83	88
Employees of more than 5 years (as % of total)	21	17	29
Health and safety – incidents	1	0	0
Average remuneration per employee (₹)	6,95,272	7,49,832	9,94,846
Training coverage of the organization (in % terms)	100	100	100
Person-years of organisational experience	1,329	1,247	1,977

# What our employees have to say about working in our Company

"A devastating flood hit Chiplun in 2021, affecting a significant portion of our production. I managed to arrange all the necessary requirements, including food and shelter, to support our team during challenging times, while ensuring that the plant remained operational despite the adversity. The freedom provided by the company to respond to the moment is an index of how it supports people at all levels to rise above situations and challenges."

**Anmol Arun Ambre**

Assistant, HR & Administration

"One of the most significant challenges I faced was the European Directorate for the Quality of Medicines & HealthCare (EDQM) audit. It was an exhaustive assessment and a test of the quality of our processes and protocols. In our department, teamwork and interpersonal coordination are essential for smooth operations. I am fortunate to work with a supportive management, fostering a collaborative environment."

**Aswini Rajaram Naik**

Chemist in the Quality Assurance department

"My tenure at Supriya has been enriching and I am fortunate to have supportive seniors helping whenever I have needed technical guidance. One of the most remarkable aspects of Supriya is its employee-centricity. The company values its employees well-being and takes care by offering regular health checks. The company also encourages employees to engage in cultural activities, fostering a positive work environment."

**Sameer Eknath Sakpal**

Senior officer, Analytical Development Lab

"I have colleagues who have been a part of the company since inception – a validation of its workplace culture. The management is accessible and receptive to suggestions. The company is supportive of the professional growth of employees through regular training and increments."

**Rahul Tanaji Bhujbal**

Accounts Executive

I have been with Supriya for more than four years. I am head the South-East Asia and Oceanic region. The management has given me the freedom of decision-making. The work culture at Supriya Lifescience is healthy because of its open-minded people. When I fell off the bike, the Company provided me mental support and gave me the time and space to recover for the three months that I was healing.

**Nikhita Unmesh Shinde**

International Marketing Executive

# How Supriya is empowering communities

## Overview

There is a growing understanding of the need for corporations to align their progress with the well-being of the communities they serve. The importance of Corporate Social Responsibility (CSR) is being increasingly recognized as a pivotal factor in achieving organizational success. As a result, there is a push

for mandatory and comprehensive disclosures related to CSR activities. Companies are emphasizing healthcare, support for disabled individuals, education and rural development, with a focus on creating a positive impact on society.

## Big number



Located in the remote area of Lote, Maharashtra, our factory has become more than just a workplace; it is a pillar of support for the local community. Witnessing our company’s genuine commitment to helping the villagers has been heart-warming. One touching instance was when a deaf villager reached out to our Managing Director, seeking help for his medical treatment. As I coordinated the process, I saw first-hand how our company stepped forward and covered the entire procedure, along with after-care support.”

**Anmol Arun Ambre**  
Assistant, HR & Administration

## Our CSR areas

### Healthcare

Provided critical facilities such as ICU beds, ventilators, centralized oxygen facility, oxymeters and contribute towards the maintenance of hospitals.

### Education

Contributed towards the construction of schools and exhibitions and organize sports activities to provide professional and personal opportunities for the marginalized around our site.

### Rural development

Provided computers, laptops, printers and other peripherals to educational institutes in rural Maharashtra.

### Relief work

Distributed relief (drinking water, bedsheets, shawl, clothes, foods and others) to villages and districts affected by natural calamities in and around Maharashtra.

Responsibility

# The environment- health-safety priority at Supriya



## Overview

A robust and credible environment-health-safety priority is essential in the modern world, particularly in the pharmaceutical sector marked by hazardous processes and outcomes with an environment impact. Besides, EHS under-delivery could invite censure, legal action, compensation claims, higher insurance premia, low productivity, moderated profitability and reputational impairment.

On the other hand, comprehensive EHS compliance can help create a safe environment, enhance worker confidence, retain employees, increase productivity and reinforce the company's brand as a responsible corporate citizen.

At Supriya, EHS enhances performance outcomes in various ways:

**Environment:** A strong compliance has enhanced the confidence of

its stakeholders, which includes customers, investors, rating agencies and proximate communities

**Health:** A strong focus on health has helped enhance employee retention and attendance

**Safety:** A safe workplace has helped enhance employee confidence, productivity, coupled with low workplace injuries or related claims

### Supriya’s role

The company is committed to provide a clean, safe and a healthy work environment across its plants and offices.

The company adheres to all statutory requirements related to environment, health and safety (as mandated by Central and State governments).

The company assumes the responsibility of worker and

employee safety by ensuring that all EHS norms are comprehensively followed

The company’s EHS department investigates incidents with the objective to make consistent improvements that prevent recurrence.

The company undertakes periodic audits to determine systemic efficacy.

### EHS initiatives

The company replaced all centrifuges that carried an inherent fire risk on account of open handling and VoC (volatile organic compounds) emissions; these were replaced with closed equipment like ANFD/AGNF, a unique industry initiative that has helped make the workplace safer.

## Our environment commitment

### Overview

Supriya’s overarching environment policy is aimed at preventing pollution and environmental degradation even as its manufacturing processes (APIs and intermediates) involve the use of hazardous and flammable materials with a probable environmental impact.

The company invested extensively in minimizing its environmental footprint, aware that violations could have serious consequences (work stoppage, customer attrition, product scarcity, operational suspension and health impact).

The company established an environment management system (EMS) that focuses on a

complete compliance with evolving regulations, is most effective insurance against unforeseen realities and challenges.

### Objectives of responsible environmental management

- Conducting research on environment components (air, water, soil and biodiversity) to ascertain the company’s impact on them
- Developing environment planning, including goals to reduce pollution, resource conservation and potential risks identification to protect natural resources (forests, oceans and wildlife habitat).
- Striving for a pollution-free environment by implementing prevention measures (reducing factory emissions, promoting sustainable transportation options and reducing waste generation at source).

- Protecting living beings by reducing their exposure to harmful substances and minimizing damage to habitats and ecosystems. This could comprise measures like habitat restoration, wildlife protection and biodiversity conservation.
- Implementing rules and regulations to protect the environment and control pollution, which could include policies covering factory emission standards, restrictions on the use of certain chemicals and waste disposal guidelines.
- Aggregating materials like waste for recycling, reuse and proper

disposal to minimize environment impact.

- Organizing environment education programs such as campaigns, public outreach and community engagement to enhance societal awareness and deepen an understanding of environment issues.
- Monitoring and enforcing rules and regulations for environmental protection to ensure a complete compliance with environmental laws and regulations.



## Our environmental measures

### Air

- Installation of a dust collector to reduce particulate matter emission, stack with cyclone systems and scrubbing system for gaseous emission
- Regular monitoring of all vents
- Implementation of a closed system (like agitated nutche filter drier) to prevent toxic vapour escape

### Water

- Installation of conical tanks to segregate aqueous and organic layers to reduce pollution load in the effluents treatment plant.
- Monitoring discharged effluent treated water using the online SCADA monitoring system

- Enhancing the capacity of the oil skimmer to separate floating oily content from collected water
- Installing an online treated water monitoring system, centrally monitored by a government authority
- Separating high and low COD (chemical oxygen demand) streams at source with separate storage tanks
- Investing in a large capacity effluents treatment plant

### Noise

- Installation of acoustic enclosure systems for reducing noise pollution
- Utilization of environment-friendly sulphur-free biodiesel burning fuel for boiler and briquettes derived from sugar cane bagasse waste leftover

### Renewable

- Investment in a solar energy project

## Achievements

- The company was certified for ISO 45001 for its environment management system
- The company graduated from the use of conventional bricks to C4X blocks (which utilize fly ash)
- The company switched from wood to dust composites for making furniture
- The company maintained green cover for projects as per the recommendations and approval by EC (Environmental Clearance) and SEIAC.

## Our creditable environment track record

Year	2019-20	2020-21	2021-22	2022-23
Water consumption m <sup>3</sup> /day	89.33	69.80	293.47	256
Non-hazardous waste generated (number/year)	Wooden pallets 850 (number/year)	Wooden pallets 1,242 (number/year)	Wooden pallets 1275 (number/year)	Wooden pallets 500 (number/year)
	Cleaned Container s 1,240 (number/year)	Cleaned Containers 1,811 (number/year)	Cleaned Containers 2025 (number/year)	Cleaned Containers 4560 (number/year)
Non-hazardous waste (number/year)	Wooden pallets 850 (number/year)	Wooden pallets 1,242 (number/year)	Wooden pallets 1275 (number/year)	Wooden pallets 500 (number/year)
	Cleaned Containers 1,240 (number/year)	Cleaned Containers 1,811 (number/year)	Cleaned Containers 2025 (number/year)	Cleaned Containers 4560 (number/year)

Year	2019-20	2020-21	2021-22	2022-23
COD (kg/day)	0.22	0.142	0.31	0.097
SO <sub>2</sub> emission (kg/day)	5.1	0.34	0.21	Nil
NO <sub>x</sub> emission (kg/day)	4.54	3.80	5.73	1.81
Trees total	97	129	150	540
Power consumption (kwh/annum)	65,05,737	64,98,890	98,35,240	11,87062.48
Chemicals consumption (tons/annum)	710	801	890	830
Gas consumption (kwh) per unit of end product produced	-	-	-	-
Materials consumption (kwh) per unit of end product produced	-	-	-	-
People (per day)	250	350	500	700

## How we measure against industry EHS standards

Parameter	Industry limit	Supriya's limit
Particulate matter (PM 2.5 µg/m <sup>3</sup> )	60	48.7
Particulate matter (PM10 µg/m <sup>3</sup> )	100	89
Sulphur dioxide (SO <sub>2</sub> µg/m <sup>3</sup> )	80	23
Nitrogen dioxide (NO <sub>2</sub> µg/m <sup>3</sup> )	80	37.2
Carbon monoxide (CO µg/m <sup>3</sup> )	04	1.4
Lead µg/m <sup>3</sup>	1.0	0.052
Ammonia (NH <sub>3</sub> )	400	<10
Benzene (µg/m <sup>3</sup> )	05	<0.05
Ozone (µg/m <sup>3</sup> )	100	<33.0
Nickel (ng/m <sup>3</sup> )	20	<12
Arsenic (ng/m <sup>3</sup> )	06	<1.2
Benzo(a) pyrene (ng/m <sup>3</sup> )	01	<0.2

µg/m<sup>3</sup> - micrograms per cubic meter; ng/m<sup>3</sup>: nanograms per cubic metre

## Our health commitment

### Overview

The Company undertook measures to protect employee safety, which comprised the introduction of safe operating procedures to address potentially dangerous processes and operations, requiring all processes to undergo a responsible safety validation before being scaled. The Company engaged skilled and trained workers to operate critical manufacturing processes,

its occupational health centre was equipped to address unforeseen incidents.

### Health measures

- First-aid kits were available in the effluent treatment plant and at the main gate
- Pre-medical and annual medical checks were made mandatory for all workers

Quarterly health monitoring was made a part of the company's culture

### Health initiatives

- Installation of dust extractors in the powder processing area
- Provisions to scrub escaping gases
- Implementation of inertisation, an explosion protection process



## Our safety commitment

### Overview

Safety is crucial at the company, considering that hazardous and volatile chemicals are involved in the manufacturing process. Some operations warrant the use of corrosive chemicals and pressure reactions, which can harm individuals or property if not responsibly addressed. To ensure safe conduct, the Company invested in a dedicated block where such processes can be carried out without risk.

Skilled professionals were engaged to operate within validated operational limits; every step of the process was carried out with environment, employee and stakeholder welfare in mind. The Board approved safety procedures that complied with statutory requirements; it constituted committees and appointed experts from across executive tiers to oversee an ongoing safety conduct.

New hires were provided safety induction training, which covered

safety rules, procedures and protocols. In the event of safety transgressions, the Company followed a four-stage approach (awareness, counseling, warning and monitoring) coupled with training.

To strengthen its people, processes, practices and procedures, all functions (manufacturing, engineering, quality, supply chain and EHS) responded with a holistic and structured approach.

### Safety measures

- Mock safety drills
- Quarterly monitoring of the legal register
- On-site emergency plan (mitigation steps) to address probable incidents

- Awareness programs and behavioural safety rounds to reduce accidents and encourage responsible behaviour
- Training sessions for employees and workers on safety topics
- Maintenance of a ledger of unsafe acts and conditions, work permits and safety training

- Bi-annual safety audits to evaluate and improve safety standards as per IS14489
- Conducting floor walks, behavioral observations and pre-startup safety review

### Safety initiatives

- Investment in organisational safety initiatives
- Observation of a Safety Week (4 to 11 March) to promote safety

awareness through competitions and programmes.

- Reduction in open handling of materials
- Digital initiatives to enhance automation and reliability

### Achievements, 2022-23

- Enhanced safety awareness among employees
- Moderated incidents, enhancing workplace safety

# Profile of Board of Directors



## Satish Waman Wagh

Chairman and Managing Director

**Occupation:** Business

**Current term:** For a term of three years with effect from June 1, 2022

**Period of Directorship:** Director since incorporation of our Company

**Other Directorships:** Supriya Medi-Chem Private Limited, Lote Industries Testing Laboratory

Association and Sachin Industries Limited

Satish Waman Wagh is the Chairman and Managing Director of our Company. He has been a Director on our Board since incorporation. He holds a Bachelor's degree in Science from R.D National College and W.A. Science College, University of Bombay, Mumbai and

an honorary Ph.D. in entrepreneurship from Faculty of Management Studies, National American University. Apart from his association with our Company, he is a Director on the Boards of Supriya Medi-Chem Private Limited, Lote Industries Testing Laboratory Association and Sachin Industries Limited.



## Smita Satish Wagh

Whole-time Director

**Occupation:** Business

**Current term:** For a term of three years with effect from June 1, 2022 and liable to retire by rotation

**Period of Directorship:** Director since incorporation of our Company

**Other Directorships:** Supriya Medi-Chem Private Limited

Smita Satish Wagh is a Whole-time Director of our Company. She has been a Director on our Board since incorporation. She holds a Bachelor's degree in Arts from Smt. B.M.R. Mahila Mahavidyalaya, Shreemati Nathibai Damodar Thackersey Woman's University, Mumbai and a Bachelor's degree in

Education from Smt. Kapila Khandwala College of Education, University of Bombay, Mumbai. Apart from her association with our Company, she is a Director on the Board of Supriya Medi-Chem Private Limited.



## Saloni Satish Wagh

Whole-time Director

**Occupation:** Business

**Current term:** For a term of three years with effect from July 1, 2022 and liable to retire by rotation.

**Period of Directorship:** Director since July 1, 2019

Saloni Satish Wagh is a Whole-time Director of our Company. She holds a Bachelor's degree in Science from Parle Tilak Vidhyalaya Association's Sathaye College, University of Mumbai, Mumbai, Master's degree in

Science from Institute of Science, University of Mumbai, Mumbai and a PhD in Chemistry from the Faculty of Science, Pacific University, Udaipur.



## Shivani Satish Wagh

Whole-time Director

**Occupation:** Business

**Current term:** For a term of three years with effect from July 1, 2022 and liable to retire by rotation.

**Period of Directorship:** Director since July 1, 2019

Shivani Satish Wagh is a Whole-time Director of our Company. She holds a Bachelor's degree in Management Studies from M.L. Dahanukar College of Commerce, University of Mumbai,

Mumbai and Master's degree in International Business Management from Manchester Business School, University of Manchester, Manchester



## Balasaheb Gulabrao Sawant

Whole-time Director

**Occupation:** Service

**Current term:** For a term of three years with effect from May 26, 2023 and liable to retire by rotation.

**Period of Directorship:** Director since May 26, 2023

Balasaheb Gulabrao Sawant is a Whole-time Director of our Company. He holds a Bachelor's degree in Science and a Master's degree in Science from Mudoji College, Shivaji University, Kolhapur. He was previously associated with companies such as USV

Limited as a plant manager, Encure Pharmaceuticals Limited as senior general manager production, Arch Pharmed Labs Limited, Mylan Laboratories Limited and Enaltec Labs Private Limited as head operations.



## Kedar Shankar Karmarkar

Independent Director

**Occupation:** Business

**Current term:** For a term of five years with effect from February 2, 2020

**Period of Directorship:** Director since February 2, 2015

Kedar Shankar Karmarkar is an Independent Director of our Company. He holds

a Bachelor's degree in Science from the Parle College, University of Mumbai and has qualified for a Master's degree in Science from the University of Mumbai. He also holds a Doctorate of science degree from the University of Neuchatel. He was previously associated with

Ciba-Geigy AG as a trainee and with the laboratory of Institut Fur Organische Chemie Der Universitat Basel as a research fellow. He was previously employed with Nicholas Piramal India Limited as an executive in the R&D department.



## Bhairav Manojbhai Chokshi

Independent Director

**Occupation:** Business

**Current term:** For a term of five years with effect from February 2, 2020

**Period of Directorship:** Director since February 2, 2015

Bhairav Manojbhai Chokshi is an Independent Director of our Company. He

holds a Bachelor's degree in Commerce from Shri Sahajanand Arts & Commerce College, Gujrat University, Ahmedabad, and a Master's degree in Business Administration from Department of Business Administration, Bhavnagar University, Bhavnagar. Prior to joining our Board, he was

associated with IDFC Asset Management Company Ltd. Apart from his association with our Company, he is a Director on the Boards of Bookbyair (India) Private Limited and IR Financial Services Private Limited



## Dileep Kumar Jain

Independent Director

**Occupation:** Retired

**Current term:** For a term of five years with effect from March 25, 2021

**Period of Directorship:** Director since March 25, 2021

Dileep Kumar Jain is an Independent Director of

our Company. He holds a Bachelor's degree in Commerce (Honours), a Bachelor's degree in Law and a Master's degree in Arts (Economics) from the University of Rajasthan, Jaipur. He is an associate of the Indian Institute of Banking and Finance. Prior to joining our Company,

he was associated with IFCI Ltd. as the executive director. Apart from his association with our Company, he is a Director on the Board of Rajasthan Consultancy Organization Limited.



## Dinesh Navnitlal Modi

Independent Director

**Occupation:** Consultant

**Current term:** For a term of five years with effect from March 25, 2021

**Period of Directorship:** Director since March 25, 2021

Dinesh Navnitlal Modi is an Independent Director of our Company. He holds

a Bachelor's degree in Commerce from the H.R. College of Commerce and Economics, University of Bombay, Mumbai and a Bachelor's degree in Law from the Kishanchand Chellaram Law College, University of Bombay, Mumbai. He is also a fellow member of the Institute of Companies Secretaries

of India. Apart from his association with our Company, he is a Director on the Boards of Arrow Greentech Limited and Shree Yogeshwari Realtors Limited



## Neelam Yashpal Arora

Independent Director

**Occupation:** Teacher

**Current term:** For a term of five years with effect from March 25, 2021

**Period of Directorship:** Director since March 25, 2021

Neelam Yashpal Arora is an Independent Director of our Company. She holds a Bachelor's degree

in Commerce from the University of Mumbai, a Master's Degree in Commerce from SNDT College of Arts & Smt C.B. College of Commerce and Economics for Women, Shreemati Nathibai Damodar Thackersey Woman's University, Mumbai, a Bachelor's and a Master's degree in

Law from the University of Mumbai and a PhD in Commerce from University of Mumbai. Apart from her association with our Company, she is a Director on the Boards of Kesar Petroproducts Limited and Shreyas Intermediaries Limited.

# Management discussion and analysis



## Global economy

### Overview

The global economic growth was estimated at a slower 3.2% in 2022, compared to 6% in 2021 (which was on a smaller base of 2020 on account of the pandemic effect). The relatively slow global growth of 2022 was marked by the Russian invasion of Ukraine, unprecedented inflation, pandemic-induced slowdown in China, higher interest rates, global liquidity squeeze and quantitative tightening by the US Federal Reserve.

The challenges of 2022 translated into moderated spending, disrupted trade and increased energy costs. Global inflation was 8.7% in 2022, among the highest in decades. US consumer prices decreased about 6.5% in 2022, the highest in four decades. The Federal Reserve raised its benchmark interest rate to its highest in 15 years. The result is that the world ended 2022 concerned

that the following year would be slower.

The global equities, bonds and crypto assets reported an aggregated value draw-down of USD26 trillion from peak, equivalent to 26% of the global gross domestic product (GDP). In 2022, there was a concurrently unique decline in bond and equity markets; 2022 was the only year when the S&P 500 and 10-year US treasuries delivered negative returns of more than 10%.

Global FDI inflows – equity, reinvested earnings and other capital – declined 8.4% to nearly USD 55.3 billion in April-December in 2022. The decline was even sharper in the

case of FDI inflows as equity; these fell 15% to USD 36.75 billion between April and December 2022. Global trade expanded by 2.7% in 2022 (expected to slow to 1.7% in 2023).

(Source: OECD, WTO data).

The S&P GSCI TR(Global benchmark for commodity performance) fell from a peak of 4,319.55 in June 2022 to 3495.76 in December 2022. There was a decline in crude oil, natural gas, coal, lithium, lumber, cobalt, nickel and urea realisations. Brent crude oil dropped from a peak of around USD 120 per barrel in June 2022 to USD 80 per barrel at the end of the calendar year following the enhanced availability of low-cost Russian oil.

Regional growth (%)	2022	2021
World output	3.2	6.1
Advanced economies	2.5	5
Emerging and developing economies	3.8	6.3

## Performance of major economies

**United States:**  
Reported GDP growth of 2.1% compared to 5.9% in 2021

**China:** GDP growth was 3% in 2022 compared to 8.1% in 2021

**United Kingdom:** GDP grew by 4.1% in 2022 compared to 7.6% in 2021

**Japan:** GDP grew 1.7% in 2022 compared to 1.6% in 2021

**Germany:** GDP grew 1.8% compared to 2.6% in 2021

(Source: PWC report, EY report, IMF data, OECD data)

### Outlook

The global economy is expected to grow 2.8% in 2023, influenced by the ongoing Russia-Ukraine conflict. Concurrently, global inflation is projected to fall marginally to 7%. Despite these challenges, there are positive elements within the global economic landscape. The largest economies like China, the US, the European Union, India, Japan, the UK and South Korea are not in a

recession. Approximately 70% of the global economy demonstrates resilience, with no major financial distress observed in large emerging economies. The energy shock in Europe did not result in a recession and significant developments, including China's progressive departure from its strict zero-Covid policy and the resolution of the European energy crisis, fostered optimism for an improved

global trade performance. Despite high inflation, the US economy demonstrated robust consumer demand in 2022. Driven by these positive factors, global inflation is likely to be still relatively high at 4.9% in 2024. Interestingly, even as the global economy is projected to grow less than 3% for the next five years, India and China are projected to account for half the global growth

(Source: IMF)

## Indian economy

### Overview

Even as the global conflict remained geographically distant from India, ripples comprised increased oil

import bills, inflation, cautious government and a sluggish equity market. India's economic growth was 7.2% in FY 2022-23. India emerged as the second fastest-growing G20 economy in FY 2022-23.

India overtook UK to become the fifth-largest global economy. India surpassed China to become the world's most populous nation.

(Source: IMF, World Bank)

### Growth of the Indian economy

	FY 20	FY 21	FY 22	FY23
Real GDP growth(%)	3.7	-6.6%	9.1	7.2

### Growth of the Indian economy quarter by quarter, FY 2022-23

	Q1 FY23	Q2 FY23	Q3 FY23	Q4 FY23
Real GDP growth (%)	13.1	6.3	4.4	4.9

(Source: Budget 2022-24; Economy Projections, RBI projections)

According to the India Meteorological Department, the year 2022 delivered 8% higher rainfall over the long-period average. Due to unseasonal rains, India's wheat harvest was expected to fall to around 102 million metric tons (MMT) in 2022-23 from 107 MMT in the preceding year. Rice production at 132 million metric tons (MMT) was almost at par with the previous year. Pulses acreage grew to 31 million hectares from 28 million hectares. Due to a renewed focus, oilseeds area increased 7.31% from 102.36 lac hectares in 2021-22 to 109.84 lac hectares in 2022-23.

India's auto industry grew 21% in 2022-23; passenger vehicle (SUVs, cars and vans) retail sales touched a record 3.9 million units in 2022-23, crossing 3.2 million units in FY19. The commercial vehicles segment grew 33%. Two-wheeler sales fell to a seven-year low; the three-wheeler category grew 84%.

Till the end of Q3 2022-23, total gross non-performing assets (NPAs) of the banking system fell to 4.5% from 6.5% a year ago. Gross NPA for 2022-23 was expected to be 4.2% and a further drop is predicted to 3.8% in FY2023-24.

As India's domestic demand remained steady amidst a global slowdown, import growth in 2022-23 was estimated at 16.5% to USD 714 billion as against USD 613 billion in 2021-22. India's merchandise exports were up 6% to USD 447 billion in 2022-23. India's total exports (merchandise and services) in 2022-23 grew 14% to a record of USD 775 billion in 2022-23 and is expected to touch USD 900 billion in FY24. Till Q3 2022-23, India's current account deficit, a crucial indicator of the country's balance of payments position, decreased to USD 18.2 billion, or 2.2% of GDP. India's fiscal

deficit was estimated in nominal terms at ~ ₹17.55 lac cr and 6.4% of GDP for the year ending March 31, 2023.

(Source: Ministry of Trade & Commerce)

India's headline foreign direct investment (FDI) numbers rose from USD74.01 billion in 2021 to a record USD 84.8 billion in 2021-22, a 14% Y-o-Y increase, till Q3 2023-24. India recorded a robust USD 36.75 billion of FDI. In 2022-23, the government was estimated to have addressed 77% of its disinvestment target (₹50,000 cr against a target of ₹65,000 cr).

India's foreign exchange reserves, which had witnessed three consecutive years of growth, experienced a decline of approximately USD 70 billion in 2022, primarily influenced by rising inflation and interest rates. Starting from USD 606.47 billion on April 1, 2022, reserves decreased to USD 578.44 billion by March 31, 2023. The Indian currency also weakened during this period, with the exchange rate weakening from ₹75.91 to a US dollar to ₹82.34 by March 31, 2023, driven by a stronger dollar and increasing current account deficit. Despite these factors, India continued to attract investable capital.

The country's retail inflation, measured by the consumer price index (CPI), eased to 5.66% in March 2023. Inflation data on the Wholesale Price Index, WPI (calculates the overall price of goods before retail) eased to 1.3% during the period. In 2022, CPI hit its highest of 7.79% in April; WPI reached its highest of 15.88% in May 2022. By the close of the year under review, inflation had begun trending down and in April 2023 declined below 5%, its lowest in months.

India's total industrial output for 2022-23, as measured by the Index of Industrial Production or IIP, grew 5.1% year-on-year as against a growth of 11.4% in 2021-22. India moved up in the Ease of Doing Business (EoDB) rankings from 100<sup>th</sup> in 2017 to 63<sup>rd</sup> in 2022. As of March 2023, India's

unemployment rate was 7.8%. In 2022-23, total receipts (other than borrowings) were estimated at 6.5% higher than the Budget estimates. Tax-GDP ratio was estimated to have improved by 11.1% Y-o-Y in RE 2022-23.

The total gross collection for 2022-23 was ₹18.10 lac cr, an average of ₹1.51 lac a month and up 22% from 2021-22, India's monthly goods and services tax (GST) collections hit the second highest ever in March 2023 to ₹1.6 lac cr. For 2022-23, the government collected ₹16.61 lac cr in direct taxes, according to data from the Finance Ministry. This amount was 17.6% more than what was collected in the previous fiscal.

Per capita income almost doubled in nine years to ₹172,000 during the year under review, a rise of 15.8% over the previous year. India's GDP per capita was 2,320 USD (March 2023), close to the magic figure of USD 2500 when consumption spikes across countries. Despite headline inflation, private consumption in India witnessed continued momentum and was estimated to have grown 7.3% in 2022-23.

### Outlook

There are green shoots of economic revival, marked by an increase in rural growth during the last quarter and appreciable decline in consumer price index inflation to less than 5% in April 2023. India is expected to grow around 6-6.5% (as per various sources) in FY2024, catalyzed in no small measure by the government's 35% capital expenditure growth by the government. The growth could also be driven by broad-based credit expansion, better capacity utilisation and improving trade deficit. Headline and core inflation could trend down. Private sector investments could revive. What provides optimism is that even as the global structural shifts are creating a wider berth for India's exports, the country is making its largest infrastructure investment. This unprecedented investment is expected to translate into a robust building block that, going ahead, moderates logistics costs, facilitates

a quicker transfer of products and empowers the country to become increasingly competitive. This can benefit India's exports in general, benefiting several sectors. The construction of national highways in 2022-23 was 10,993 km; the Ministry of Road Transport and Highways awarded highway contracts of 12,375 km in the last financial year.

(Source: IMF).

The global landscape favours India: Europe is moving towards a probable recession, the US economy is slowing, China's GDP growth forecast of 4.4% is less than India's GDP estimate of 6.8% and America and Europe are experiencing its highest inflation in 40 years.

India's production-linked incentive appears to catalyze the downstream sectors. Inflation is steady. India is at the cusp of making significant investments in various sectors and emerging as a suitable industrial supplement to China. India is poised to outpace Germany and Japan and emerge as the third-largest economy by the end of the decade. The outlook for private business investment remains positive despite an increase in interest rates. India is less exposed to Chinese economic weakness, with much less direct trade with China than many Asian peers.

Broad-based credit growth, improving capacity utilisation, government's thrust on capital spending and infrastructure should bolster investment activity. According to our surveys, manufacturing, services and infrastructure sector firms are optimistic about the business outlook. The downside risks are protracted geopolitical tensions, tightening global financial conditions and slowing external demand.

(Source: IMF data, RBI data, Union budget 2023-24 data, CRISIL report, Ministry of Trade & Commerce, NSO data)

## Union Budget FY 2023-24 provisions

The Budget 2022-23 sought to lay the foundation for the future of the Indian economy by raising capital investment outlay by 33% to ₹10 lac cr, equivalent to 3.3% of GDP and almost three times the 2019-20 outlay, through various projects like PM Gatishakti, Inclusive Development, Productivity Enhancement & Investment, Sunrise

Opportunities, Energy Transition and Climate Action, as well as Financing of Investments. An outlay of ₹5.94 lac cr was made to the Ministry of Defence (13.18% of the total Budget outlay). An announcement of nearly ₹20,000 cr was made for the PM Gati Shakti National Master Plan to catalyze the infrastructure sector. An outlay of ₹1.97 lac cr was announced for Production Linked Incentive schemes across 13 sectors. The Indian government intends

to accelerate road construction in FY24 by 16-21% to 12,000-12,500 km. The overall road construction project pipeline remains robust at 55,000 km across various execution stages. These realities indicate that a structural shift is underway that could strengthen India's positioning as a long-term provider of manufactured products and its emergence as a credible global supplier of goods and services

## Global pharmaceutical industry review

The global pharmaceuticals market was valued at USD 1.4 trillion in 2021 and is expected to reach USD 2.06 trillion by 2028, growing at a CAGR of 5.70% during 2022-28. The increase in the number of senior citizens who are prone to catching illness as well rising cases

of illnesses such as diabetes and cancer is expected to contribute to this growth. Moreover, growing access to quality healthcare and pharmaceuticals to poor and middle-class families worldwide also is driving the growth of global pharma industry.

In 2023, North America is expected to account for 45.33% of the global

market share, posting an overall growth in market share compared to 2017.

Asia-Pacific is expected to remain the second largest market with 24.07%, followed by the European market (20.24%), Latin America (7.53%) and Middle East and Africa (MEA) (2.96%).

(Source: globalnewswire)

## Global API industry overview

The worldwide active pharmaceutical ingredients market was pegged at 222.4 billion in 2022 and estimated to grow at a CAGR of 5.90% from 2023 to 2030. This growth is attributed to factors such as growing cases of cardiovascular diseases and cancer, conducive government policies for API production as well as changes in geopolitical situations.

The active pharmaceutical ingredients market is dominated by North America with the US holding

majority of the North American market share. This status quo is expected to remain in the near future due to the rise in ageing population and growing cases of chronic diseases. The pandemic has made people more watchful of their health, leading to a growing demand for drugs and its ingredients. This has contributed to the rise in imports from Asian markets with 70-75% of API's being imported from China and India due to their robust manufacturing facilities and large talent pool. There will be an increase in pricing pressure among

US drug manufacturers due to higher operational costs driven by the USA's political and trade policies. Moreover, the FDA has hiked the application fees for new drug approvals and increased the number of periodic inspections conducted on various off-shore contract manufacturing facilities to enhance quality control into the US market. European markets such as Italy, Germany and the UK are the key partners for API trade due to their well-developed pharmaceutical and life sciences sector.

Source: grandviewresearch.in

## Indian pharmaceuticals market overview

The Indian pharmaceutical industry offers 60,000 generic brands across 60 therapeutic categories including segments such as generic drugs, OTC medicines, API/bulk drugs, vaccines, contract research and manufacturing, biosimilars and biologics.

By the end of 2023, Indian pharmaceutical market is expected to reach USD 130 billion due to the increasing number of new medicines entering into the market. The pharmaceutical sector has continued to witness much traction even after the pandemic died down due to increasing population, increasing awareness around health and growing government investment for research and development.

In 2022-23, the healthcare expenditure accounts for 2.1% of the GDP, increasing from 1.4% in FY19. The growing investment in research and innovation is expected to take the Indian pharmaceutical industry to the next level, giving companies the freedom to venture into new territory in this sector. By 2023, the size of the global pharmaceutical market is expected to cross USD 1 trillion.

Source: InvestIndia



## Indian API industry overview

By the end of 2029, the global generic API markets are expected to grow at ~6%, whereas the Indian market is expected to have a CAGR of 13.7% from 2023-29. Over the last couple of years, the Indian API industry has received USD 4-5 billion investment, which also include venture capital. The pandemic strengthened India's position as an alternate source of bulk drugs, compared to China which had been the only dominant supplier of bulk drugs (APIs).

India is a suitable alternative for API companies as they are already leading the formulations space and have the necessary government support, to encourage players to invest and develop APIs. A number of domestic players have promptly enhanced their capacities and there was rapid backward integration through infrastructure development.

India has the potential to be an end-to-end supplier of medicines. Although the raw materials for APIs are still being imported, the space of Key Starting Materials (KSMs or intermediates) can be seized with enough backward integration.

### India's competence

India is a global leader in vaccine production and the largest producer of generic medications, accounting for 20% of the total worldwide supply by volume. Outside of the United States, India has the most pharmaceutical factories that are USFDA - compliant. To build for the beyond, government focus on inclusive sustainable growth for the sector. India contributes 65-70% of the World Health Organization's (WHO's) demand for vaccines. India supplies 60% of the global demand for vaccines. The total number of Drug Master Filings (DMFs) by India at the Food and Drug Administration (FDA) displays the potential of a country in the field of pharmaceuticals.

As of 2022, DMFs filed from India and China were significantly higher

than those from other countries India continued to lead with 336 DMF filings in 2022, followed by China at 231 DMFs (submissions from India dipped 10.6% than that of China increased by 45%). In addition, these two countries have the maximum number of API manufacturing facilities registered with the FDA. At the company level, with each DMF filing, a firm commits itself to manufacturing drugs in a facility that is aligned to the FDA's rules and regulations. The maximum number of DMF filings in India were for semaglutide, followed by favipiravir, apalutamide, sitagliptin phosphate and tofacitinib citrate, acalabrutinib, elagolix sodium, lenalidomide, liraglutide pantoprazole sodium, among others.

India has 665 USFDA - approved manufacturing plants as of 2021, the highest outside the USA, in the world. With the highest number of USFDA-approved plants outside of the USA, 635 Abbreviated New Drug Applications (ANDA) in 2021 and India's bulk drug industry's positioned as third globally, the pharmaceutical sector of India has achieved significant growth over the last 10 years. Thereafter, the country has also established leading position in the global generic pharmaceuticals landscape (20% export share by volume) and is now known as the "Pharmacy of the world". India is the source of 40 generic brands contributing 40% of the generics demand in the US and ~ 20% of all medicines in the UK in terms of volume.

(Source: pharmacompass.com, The Hindu business Line, E&Y)

### Budgetary allocation

In Union Budget Session 2023, the government urged industries to invest in research and priority areas. A mission to eliminate sickle cell anaemia by 2047 is expected to be launched. This involved raising awareness, conducting a comprehensive screening of seven crore individuals in the impacted tribal regions between the ages of 0-40 years and providing counselling. The government would

aid select ICMR labs with facilities like research by both public and private medical college faculty's as well as private sector R&D teams.

The government is promoting pharmaceutical research and innovation through its investment in centres of excellence. The government is to spend money on R&D in a few chosen priority fields. At the grassroots level, government has announced on building 157 nursing colleges in co-location with government medical colleges.

Source: InvestIndia.in

### Growth drivers for Indian pharmaceutical market

Population: India's has overtaken China as the most populous nation in 2023.

### Diminished production cost:

India's labour and production cost is comparatively lower than many other countries, driving the production of drugs and vaccines at an economical rate compared with developed countries.

**Over-the-counter growth:** Over the counter sales of medicines have witnessed significant growth and this growth is expected to reinforce with time.

**Ageing population:** By 2061, one out of every four person is expected to be over 61 years which might lead to increasing incidence of cardiovascular and other diseases.

**Budget allocation:** There is an increasing trend of younger people getting heart ailments in India where one-fifth of the deaths due to cardiovascular diseases worldwide are accounted by India.

**Research and development:** The Union Budget 2023 enhanced the fund allocation by 12x from ₹100 cr for 2022-23 to ₹1,250 cr for FY24 including drugs and medical devices

**Health-tech:** The Indian health-tech market is expected to grow at a 39% CAGR over 2020-23 and is estimated to reach USD50 billion by 2033.

(Source: Statista, Economic Times, News18, Mint)

## Company overview

Formed in 2008, Supriya Lifescience Limited has emerged as a renowned player in Active Pharmaceutical Ingredients (API) manufacturing a range of various

therapeutic segments such as Anti-Histamine, Anti-Allergics, Vitamins, Anesthetics, Anti- Asthmatics etc. The Company has been the biggest exporters of products in anti-histamine, anesthetics and anti-

asthma therapies. The Company is developing products, processes and systems according to industry benchmarks and achieving sustained improvements to deliver quality products.

## Financial overview

### Analysis of the profit and loss statement

**Revenues:** Revenues from operations reported a 13% de-growth from ₹530 cr in 2021-22 to reach ₹460cr in 2022-23. Other Income of the Company reported a 25% growth and accounted for a 2% share of the Company's revenues, reflecting the Company's dependence on its core business operations.

**Expenses:** Total expenses increased by 5% from ₹316.07 cr in 2021-22 to ₹332.04 cr due to Merit increases and inflation. Raw material costs, accounting for a 41% share of the Company's revenues increased by 3% owing to change in product & region mix. Employees expenses accounting for a 12% share of the Company's revenues increased by 13% from ₹49.08 cr in 2021-22 to ₹55.58 cr in 2022-23 due to new additions and increment.

### Analysis of the Balance Sheet

**Sources of funds:** The capital employed by the Company increased 14% from ₹635.06 cr as on March 31, 2022 to ₹724.50 cr as on March 31, 2023 owing to increased accruals to fund a growing business. Return on capital employed, a measurement of returns derived from every rupee invested in the business decreased by 160 basis points from 33% in 2021-22 to 17% in 2022-23 due to loss of business in china. The net worth of the Company increased by 14% from ₹615.69 cr as on March 31, 2022 to

₹699.46 cr as on March 31, 2023 owing to current year profits reserves and surpluses. As on March 31, 2023, the Company has no long-term debt, except lease liability. Finance costs of the Company decreased by 27% from ₹4.20 cr in 2021-22 to ₹3.08 cr in 2022-23 due to lower utilization of working capital funds need reason. The Company's net debt/equity ratio stood at a comfortable 0.03x at the close of 2022-23 (0.04x at the close of 2021-22).

### Applications of funds

Fixed assets (gross) of the Company increased by 39% from ₹213 cr as on March 31, 2022 to ₹296.56 cr as on March 31, 2023 due to addition of Admin, FG Warehouse & R&D block. Depreciation on tangible assets increased by 10.76% from ₹9.28 cr in 2021-22 to ₹109.12 cr in 2022-23 owing to above capitalization.

### Investments

Non-current investments of the Company was ₹0.05 cr. In FY 2021-22 which is increase by around ₹25 cr in FY 2022-23 mainly on account of cash collections.

### Working capital management

Current assets of the Company decreased by 7% from ₹497.54 cr as on March 31, 2022 to ₹464.89 cr as on March 31, 2023 due to reduction in debtors. The current and quick ratios of the Company stood at 4.85 and 3.64, respectively at the close of 2022- 23 compared to 4.99 and 4.06, respectively at the close of 2021-22. Inventories including raw materials, work-in-progress and finished goods

among others increased by 25% from ₹92.31 cr as on March 31, 2022 to ₹115.77 cr as on March 31, 2023. The inventory cycle increase from 154 days of turnover equivalent in 2021-22 to 210 days of turnover equivalent in 2022-23. Better realization of cash resulted in decrease of 26% in trade receivables from ₹115.18 cr as on March 31, 2022 to ₹84.66 cr as on March 31, 2023. More than 99% of the receivables were secured and considered good. The Company contained its debtor turnover cycle within 61 days of turnover equivalent in 2022-23 compared to 73 days in 2021-22. Loans and advances made by the Company decreased by 4% from ₹0.57 cr as on March 31, 2022 to ₹0.55 cr as on March 31, 2023. Cash and bank balances of the Company decreased by 31% from ₹227.91 cr as on March 31, 2022 to ₹157.58 cr as on March 31, 2023.

### Margins

The EBITDA margin of the Company for 2022-23 was 28% as against 40% in 2021-22 while the net profit for 2021-22 was 28% as against 19% in 2022-23. Typically, it takes three years for any new manufacturing block to reach peak capacity.

### Key ratios

Particulars	2022-23	2021-22
EBITDA/Turnover (%)	28	40
EBITDA/Net interest ratio	41.79	52.78
Debt-equity ratio (x)	0.03	0.04
Return on equity (%)	13	25
Book value per share (₹)	86.91	76.50
Earnings per share (₹)	11.16	18.86
Debtors Turnover (days)	61	72.76
Inventory Turnover (days)	210	172.00
Interest Coverage Ratio (x)	41.79	50.37
Current Ratio (x)	4.85	4.99
GP Margin %	61	63
Operating Profit Margin (%)	27	40
Net Profit Margin (%)	19	28

### Internal control systems and their adequacy

The internal control and risk management system is organized and employed accordingly with the principles and criteria set up in the corporate governance code of the organisation. It is an inherent part of the general organisational structure of the Company and Group and involves a various persons to work and coordinate amongst each other to complete their respective duties. The Board of Directors provides various guidelines and supervises the strategy to the executive directors and management, monitoring and support committees. The control and risk committee and the head of the audit department are supervised by the board appointed statutory auditors

### Human resources

The Company believes that its employees are primary drivers of business growth in the organisation. During the year under review, the company has provided competitive compensation packages, fostered a healthy work environment, and acknowledged employee performance through a structured reward and recognition program. The company aims to create a workplace where each employee can identify and unleash their full potential. In addition to their assigned tasks, the company encourages individuals to engage in voluntary projects that promote learning and cultivate creative thinking. The Company's employee strength stood at 392 as on March 31, 2023.

### Cautionary statement

This statement made in this section describes the Company's objectives, projections, expectation and estimations which may be 'forward looking statements' within the meaning of applicable securities laws and regulations. Forward-looking statements are based on certain assumptions and expectations of future events. The Company cannot guarantee that these assumptions and expectations are accurate or will be realized by the Company. Actual result could differ materially from those expressed in the statement or implied due to the influence of external factors which are beyond the control of the Company. The Company assumes no responsibility to publicly amend, modify or revise any forward looking statements on the basis of any subsequent development, information or events.



# Risk management at Supriya Lifescience

## Overview

The significance of risk management has grown within various industries due to the increasing instances of businesses being impacted by external calamities such as the Russia-Ukraine war in

recent times. At Supriya Lifescience, our approach to ensuring business sustainability involves identifying potential business risks and actively mitigating them. Our ability to effectively handle these risks validates our capacity to endure

market fluctuations and unforeseen circumstances.

A robust risk mitigation plan is vital to a growing business like ours, which leverages its research and processes to facilitate growth.

## Risk management strategy

At Supriya Lifescience, we believe that business predictability is the outcome of a well-documented corporate strategy: outlining medium-term goals, prioritizing long-term business sustainability over short-term profits, and ensuring a shared understanding among all stakeholders about achievable and non-achievable aspects within our company's operations.

At Supriya Lifescience, our risk management protocols are guided by a principle consistently applied across all risk categories. Our Board of Directors comprise respected professionals with extensive industry knowledge who shape the company's policy. This policy directly impacts our capacity to handle organizational risk. The Board of Directors oversees our governance principles, which encompass a thorough assessment of risk

tolerance. The Board is supported by a number of committees who report their findings to the Board of Directors. These committees are:

- Risk Management Committee
- Audit Committee
- Stakeholders' Relationship Committee
- Nomination and Remuneration Committee
- Corporate Social Responsibility Committee

## Risk management processes

The company's risk management processes comprise the following:

**Risk identification:** We possess intricate systems and indicators put in place that can identify risk as and when they are recognized and their probable impact on the business.

**Risk measurement:** We possess risk measurement processes for every business function. Risks are evaluated at both organizational and functional tiers, depending on the risk approach adopted by the respective functional teams.

**Risk reporting:** We periodically assess the effectiveness of our risk management to the Risk Management and other Committees encompassing category-wise risk and the overall risks, acting as an early alert mechanism that enables proactive decision-making.

**Market risks disclosure:** Market risk applies to all financial instruments sensitive to market fluctuations, including foreign currency payables and receivables. Efficient market risk management is characterized by safeguarding earnings and equity against any potential losses.

## Key risks and their mitigation

**Market risk:** The Company's achievements is directly proportional to its ability to consistently create and introduce new products. The development and commercialization processes of new products is resource-intensive and time-consuming. The Company's ability to efficiently produce and market new products within deadlines is crucial, as the underperformance of a launched product could detrimentally affect its operations. Additionally, there might be a prolonged duration before the Company's new products are embraced by the market. To establish a strong portfolio of products, the Company has dedicated substantial resources, including time, effort, and funds, which has proven effective in reducing business risks and gaining consumer interest.

**Competition risk:** The presence of multiple prominent pharmaceutical firms enhances competition within the pharmaceutical sector. This presents a difficulty for the Company to improve its market share and overall profitability. The business could face negative consequences if its rivals manage to gain substantial market share, particularly in its target regions such as Europe and Asia. The Company's extensive operational capacity, backward integration, and regulatory influence have enabled it to demonstrate an expanding order book from regulated markets, thereby confirming its competitive prowess.

**IT risk:** The pharmaceutical sector undergoes rapid transformations due to technological progress and scientific breakthroughs, leading to frequent introductions of new products and notable price competitiveness. If the Company's pharmaceutical technologies and delivery mechanisms becomes outdated, its ability to successfully introduce new products diminishes, subsequently impacting its operational efficiency. The Company is currently engaged in establishing two additional manufacturing units while also enhancing its

current infrastructure, emphasizing the integration of cutting-edge automation technology.

**Credit risk:** Credit risk emerges when a party fails to fulfill its commitments outlined in a financial instrument or customer agreement, resulting in cashflow shortage. The Company effectively handles credit risk through procedures like credit approvals, the establishment of credit ceilings, and ongoing assessment of the creditworthiness of customers to whom we extend credit as part of regular operations. For export transactions, every sale is safeguarded by ECGC, while domestic sales benefit from trade credit coverage. Additionally, we engage in transactions with banks and financial entities boasting robust credit ratings given by both global and local credit rating agencies.

**Regulatory risk:** The pharmaceutical industry is subject to extensive regulatory oversight. Failure to adhere to the regulations stipulated by governmental bodies and regulatory agencies can have adverse effects on the Company's business, financial outcomes, and operations. Additionally, in certain markets such as the USA and Europe where its products are sold, the Company's manufacturing facilities and products must receive approval from regulatory authorities before distribution agents can promote them. A majority of these approvals necessitate periodic renewal. Supriya Lifescience has garnered a reputation as a responsible corporate entity by diligently conforming to all norms and regulations. The Company has obtained, sustained, and routinely refreshed all essential statutory and regulatory licenses, permits, and endorsements necessary for smooth business operations, thereby mitigating regulatory risks.

**Revenue concentration risk:** A significant portion of the Company's income originates from the sales of specific products, and a decline in demand could potentially have negative repercussions on the Company's financial results. To counter this, the Company is actively working on expanding its presence

in established regulated markets like North America and Japan, for existing and novel products. This strategic approach helps alleviate the risk associated with geographical concentration. The Company is in the process of implementing additional manufacturing facilities in Ambarnath and Isambe, effectively reducing the risk associated with location concentration.

**Customer concentration risk:** A substantial part of the Company's earnings stems from a small pool of clients, and the potential loss of one or more of these clients, their weakened financial outlook, or a decrease in their demand for our products could negatively impact our business outcomes. The Company has safeguarded its enduring associations with its customers over multiple years, and notable customer attrition has not occurred. The Company is experiencing positive momentum in its Contract Manufacturing Organization (CMO) and Contract Development and Manufacturing Organization (CDMO) endeavors. This progress will contribute to the broadening of the customer base, diminishing the potential risks associated with a concentrated customer portfolio.

**Product risk:** The discovery of defects or non-conformities in the Company's products has the potential to impede business opportunities and reputation. The Company has consistently delivered cutting-edge products without any defects, and thus far, there has been no occurrence of product recalls. Additionally, the Company is currently investing in two state-of-the-art research and development centers and human resources, aiming to introduce new products as a measure to alleviate risks associated with product concentration.

# Corporate Information

## Board Committees

### Audit Committee

1. Mr. Dinesh Navnitlal Modi (Chairman)
2. Dr. Satish Waman Wagh
3. Mr. Bhairav Manojbhai Chokshi

### Nomination & Remuneration Committee

1. Mr. Dinesh Navnitlal Modi (Chairman)
2. Mr. Kedar Shankar Karmarkar
3. Mr. Bhairav Manojbhai Chokshi

### Corporate Social Responsibility Committee

1. Dr. Satish Waman Wagh (Chairman)
2. Dr. Saloni Satish Wagh
3. Mr. Kedar Shankar Karmarkar

### Stakeholders Relationship Committee

1. Mr. Dileep Kumar Jain (Chairman)
2. Dr. Satish Waman Wagh
3. Dr. Saloni Satish Wagh

### Risk Management Committee

1. Dr. Satish Waman Wagh (Chairman)
2. Dr. Saloni Satish Wagh
3. Mr. Kedar Shankar Karmarkar

### Chief Executive Officer

Mr. Rajeev Kumar Jain

### Chief Financial Officer

Mr. Krishna Raghunathan

### Company Secretary & Compliance Officer

Ms. Shweta Shivdhari Singh

### Statutory Auditor

M/s. Kakaria & Associate LLP, Chartered Accountants

### Internal Auditor

M/s. Nair's & Panicker's

### Cost Auditors

M/s. Rampurawala Mohammed A & Co., Cost Accountants

### Secretarial Auditor

M/s. DSM & Associates, Practicing Company Secretary

### Corporate Identification Number -

L51900MH2008PLC180452

### Registered Office

207/208, Udyog Bhavan, Sonawala Road, Goregaon (East), Mumbai – 400063.

Phone: +91 22 4033 2727

Email: [supriya@supriyalifescience.com](mailto:supriya@supriyalifescience.com)

Website: <https://supriyalifescience.com>

### Manufacturing Facility

1. A-5/2, Lote Parshuram Industrial Area, MIDC, Village – Lote, Taluka - Khed, District – Ratnagiri.
2. A-2, MIDC Genekhadpoli, Taluka – Chiplun, District – Ratnagiri.

### Bankers

Saraswat Co-Op. Bank Ltd.

Axis Bank Ltd.

ICICI Bank Ltd.

IDBI Bank Ltd.

### Registrar & Share Transfer Agents

Link Intime India Private Limited

C-101, 247 Park, L.B.S. Marg,

Vikhroli (West), Mumbai – 400 083.

Phone: 022 4918 6000

Email: [rnt.helpdesk@linkintime.co.in](mailto:rnt.helpdesk@linkintime.co.in)

## Date, Time & Mode of 15th Annual General Meeting

Friday, September 29, 2023 at 03.00 P.M. IST

Through Video Conferencing (VC)/ Other Audio Visual Means (OAVM)

# Notice

Notice is hereby given that the **15th Annual General Meeting** ("AGM") of Members of **Supriya Lifescience Limited** (the Company) will be held on Friday, September 29, 2023 at 3:00 p.m. (IST) through Video Conferencing ("VC")/Other Audio Visual Means ("OAVM") to transact the following business:

## ORDINARY BUSINESS:

1. To receive, consider, approve and adopt the Audited Financial Statements of the Company for the financial year ended March 31, 2023 and the reports of the Board of Directors and Auditors thereon.
2. To declare a Final Dividend on Equity Shares for the Financial Year ended March 31, 2023.
3. To appoint a Director in place of Ms. Shivani Satish Wagh (DIN: 08491420) who retires by rotation and, being eligible, offers herself for re-appointment.

## Registered Office:

207 /208, Udyog Bhavan,  
Sonawala Road,  
Goregaon (East),  
Mumbai – 400063

Date: August 3, 2023  
Place: Mumbai

## SPECIAL BUSINESS:

4. To ratify the remuneration of Cost Auditors for the FY 2023-24 and, in this regard, to consider and if thought fit, to pass the following resolution as an **Ordinary Resolution**:

**"RESOLVED THAT** pursuant to Section 148 and other applicable provisions, if any, of the Companies Act, 2013 & the Companies (Audit and Auditors) Rules, 2014 (including any statutory modification(s) or re-enactment(s) thereof, for the time being in force), the remuneration payable to M/s. Rampurawala Mohammed A & Co, Cost Accountants, having Firm Registration No. 003011, appointed by Board of Directors of the Company as Cost Auditors to conduct the audit of the cost records of the Company for the FY 2023-24 amounting to ₹2,00,000/- (Rupees Two Lakhs only) plus applicable tax and out-of-pocket expenses incurred by them in connection with the aforesaid audit as recommended by the Audit Committee and approved by the Board of Directors of the Company, be and is hereby ratified, confirmed and approved.

**By Order of the Board of Directors  
For Supriya Lifescience Limited**

**Shweta Shivdhari Singh**  
Company Secretary & Compliance Officer

## NOTES:

1. Pursuant to General Circular nos. 14/2020 and 17/2020 dated April 8, 2020, April 13, 2020, read with other relevant circulars, including General Circular No. 10/2022 dated December 28, 2022, respectively, issued by the Ministry of Corporate Affairs (MCA) and Circular no. SEBI/HO/CFD/PoD-2/P/CIR/2023/4 dated January 5, 2023 issued by SEBI (hereinafter collectively referred to as "the Circulars"), Companies are permitted to hold the AGM through VC/OAVM, without the physical presence of the Members at a common venue. In compliance with the aforesaid Circulars, the AGM of the Members of the Company is being held through VC/OAVM. The registered office of the Company shall be deemed to be the venue for the AGM.
2. The Explanatory Statement pursuant to Section 102 (1) of the Companies Act, 2013 relating to the

Special Business to be transacted at the Annual General Meeting is annexed. Further, the relevant details with respect to Item No. 3 pursuant to Regulation 36(3) of the SEBI (Listing Obligations and Disclosure Requirements) Regulations, 2015 ("SEBI Listing Regulations") and Secretarial Standard on General Meetings issued by the Institute of Company Secretaries of India, in respect of Director seeking re-appointment at this AGM are also annexed as Annexure A to the notice.

3. Pursuant to the provisions of the Act, a Member entitled to attend and vote at the AGM is entitled to appoint a proxy to attend and vote on his/her behalf and the proxy need not be a Member of the Company. Since this AGM is being held through VC/OAVM, physical attendance of Members has been dispensed with. Accordingly, the facility for appointment of



1. Pursuant to General Circular nos. 14/2020 and 17/2020 dated April 8, 2020, April 13, 2020, read with other relevant circulars, including General Circular No. 10/2022 dated December 28, 2022, respectively, issued by the Ministry of Corporate Affairs (MCA) and Circular no. SEBI/HO/CFD/PoD-2/P/CIR/2023/4 dated January 5, 2023 issued by SEBI (hereinafter collectively referred to as "the Circulars"), Companies are permitted to hold the AGM through VC/OAVM, without the physical presence of the Members at a common venue. In compliance with the aforesaid Circulars, the AGM of the Members of the Company is being held through VC/OAVM. The registered office of the Company shall be deemed to be the venue for the AGM.
2. The Explanatory Statement pursuant to Section 102 (1) of the Companies Act, 2013 relating to the Special Business to be transacted at the Annual General Meeting is annexed. Further, the relevant details with respect to Item No. 3 pursuant to Regulation 36(3) of the SEBI (Listing Obligations and Disclosure Requirements) Regulations, 2015 ("SEBI Listing Regulations") and Secretarial Standard on General Meetings issued by the Institute of Company Secretaries of India, in respect of Director seeking re-appointment at this AGM are also annexed as Annexure A to the notice.
3. Pursuant to the provisions of the Act, a Member entitled to attend and vote at the AGM is entitled to appoint a proxy to attend and vote on his/her behalf and the proxy need not be a Member of the Company. Since this AGM is being held through VC/OAVM, physical attendance of Members has been dispensed with. Accordingly, the facility for appointment of proxies by the Members will not be available for the AGM and hence the Proxy Form, Attendance Slip and route map of AGM are not annexed to this Notice.
4. Corporate/Institutional Members (i.e. other than Individuals, HUF, NRI, etc.) shall send scan of certified true copy of the Board Resolution/ Authority letter etc., together with attested specimen signature(s) of the duly authorized representative(s), to the Scrutiniser at [sanam.u@dsmcs.in](mailto:sanam.u@dsmcs.in) with a copy marked to [evoting@nsdl.co.in](mailto:evoting@nsdl.co.in) and to the Company at [cs@supriyalifescience.com](mailto:cs@supriyalifescience.com) to attend the AGM.
5. The Members can join the AGM in the VC/OAVM mode 15 minutes before the scheduled time of the commencement of the Meeting by following the procedure mentioned in the Notice. The facility of participation at the AGM through VC/OAVM will be made available for 1000 members on first come first served basis. This will not include large Shareholders (Shareholders holding 2% or more shareholding), Promoters, Institutional Investors, Directors, Key Managerial Personnel, the Chairpersons of the Audit Committee, Nomination and Remuneration Committee and Stakeholders Relationship Committee, Auditors etc. who are allowed to attend the AGM without restriction on account of first come first served basis.
6. Members attending the meeting through VC/OAVM shall be counted for the purpose of determining the quorum under Section 103 of the Act.
7. Pursuant to the provisions of Section 108 of the Companies Act, 2013 read with Rule 20 of the Companies (Management and Administration) Rules, 2014 (as amended) and Regulation 44 of SEBI (Listing Obligations & Disclosure Requirements) Regulations, 2015 (as amended), and the Circulars issued by the Ministry of Corporate Affairs dated April 08, 2020, April 13, 2020 and May 05, 2020 the Company is providing facility of remote e-Voting to its Members in respect of the business to be transacted at the AGM. For this purpose, the Company has entered into an agreement with National Securities Depository Limited (NSDL) for facilitating voting through electronic means, as the authorized agency. The facility of casting votes by a member using remote e-Voting system as well as venue e-voting on the date of the AGM will be provided by NSDL.
8. In compliance with the aforesaid MCA Circulars No. 10/2022 dated December 28, 2022 and SEBI Circular dated January 5, 2023, Notice of the AGM along with the Annual Report 2022-23 is being sent only through electronic mode to those Members whose email addresses are registered with the Company/ Depositories unless any Member has requested for a physical copy of the same mentioning their names, DP ID and Client ID to the Company's email address at [cs@supriyalifescience.com](mailto:cs@supriyalifescience.com). The Notice of AGM and the Annual Report 2022-23 will also be available on the Company's website [www.supriyalifescience.com](http://www.supriyalifescience.com) websites of the Stock Exchanges i.e. BSE Limited and National Stock Exchange of India Limited at [www.bseindia.com](http://www.bseindia.com) and [www.nseindia.com](http://www.nseindia.com) respectively and on the website of NSDL <https://www.evoting.nsdl.com>. All the members are requested to register their e-mail id with the Registrar and Share Transfer Agent of the Company for the purpose of service of documents under Section 20 of the Act, by e-mode instead of physical service of documents.
9. The Register of Members and Share Transfer Books of the Company will remain closed from Saturday September 16, 2023 to Friday, September 29, 2023 (both days inclusive) purpose of Dividend and AGM. The Company has fixed Friday, September 15, 2023 as the "Record Date" for determining entitlement of Members to final dividend for the financial year ended March 31, 2023, if approved at the AGM.
10. If the final dividend, as recommended by the Board of Directors, is approved at the AGM, payment of such dividend subject to deduction of tax at source will be made on or after Wednesday, October 4, 2023 to all Beneficial Owners in respect of shares held in dematerialized form as per the data as may be made



available by the National Securities Depository Limited ("NSDL") and the Central Depository Services (India) Limited ("CDSL"), collectively "Depositories", as of the close of business hours on Friday, September 15, 2023.

11. Pursuant to the Finance Act, 2020, dividend income will be taxable in the hands of the Members w.e.f. April 1, 2020 and the Company is required to deduct TDS from the dividend paid to the Members at prescribed rates under the Income Tax Act, 1961 (the "IT Act"). In general, to enable compliance with TDS requirements, Members are requested to complete and/or update their Residential Status, PAN, Category as per the IT Act with their Depository Participants. For the detailed process, please click here: <https://supriyalifescience.com/wp-content/uploads/2023/08/TDS-on-Dividend-Communication-to-Shareholders.pdf>

Payment of dividend shall be made through electronic mode to the Members who have updated their bank account details. Dividend warrants / demand drafts will be dispatched to the registered address of the Members who have not updated their bank account details. Members whose shareholding is in electronic mode are requested to notify any change in address or bank account details to their respective depository participant(s) (DP).

12. In case of joint holders, the Member whose name appears as the first holder in the order of names as per the Register of Members of the Company will be entitled to vote at the AGM.
13. The Securities and Exchange Board of India (SEBI) has mandated the submission of Permanent Account Number (PAN) by every participant in the securities market. Members holding shares in dematerialized form are, therefore, requested to submit their PAN to their Depository Participants with whom they are maintaining their Demat Accounts.
14. SEBI vide its notification dated January 24, 2022 has amended Regulation 40 of the SEBI Listing Regulations and has mandated that all requests for transfer of securities including transmission and transposition requests shall be processed only in dematerialized form. In view of the above and to eliminate the risks associated with physical shares, Members are advised to maintain their shares in demat mode only.

15. Members are requested to intimate immediately any change in their name, postal address, email address, telephone/ mobile numbers, Permanent Account Number (PAN), mandates, nominations, power of attorney, bank details such as, name of the bank and branch details, bank account number, MICR code, IFSC code, etc., with their Depository Participants ("DP"). While making payment of dividend, Registrar and Share Transfer Agent is obliged to use only the data provided by the Depositories, in case of such demat shares.
16. Members may please note that SEBI vide its Circular No. SEBI/HO/MIRSD/MIRSD\_ RTAMB/P/CIR/2022/8 dated January 25, 2022 has mandated the listed companies to issue securities in dematerialized form only while processing service requests, viz., Issue of duplicate securities certificate; claim from unclaimed suspense account; renewal/ exchange of securities certificate; endorsement; sub-division/splitting of securities certificate; consolidation of securities certificates/folios; transmission and transposition.
17. Members are advised to not leave their demat account(s) dormant for long. Periodic statement of holdings should be obtained from the concerned Depository Participant and holdings should be verified from time to time.
18. Relevant documents referred to in the accompanying Notice calling the AGM are available for inspection through electronic mode up to the date of the AGM. The Register of Directors and Key Managerial Personnel and their shareholding, maintained under Section 170 of the Act, and the Register of Contracts or Arrangements in which the directors are interested, maintained under Section 189 of the Act, upon request will be available electronically for inspection by the members during the AGM. Members seeking to inspect such documents can send an email to [cs@supriyalifescience.com](mailto:cs@supriyalifescience.com)

#### **THE INSTRUCTIONS FOR MEMBERS FOR REMOTE E-VOTING AND JOINING GENERAL MEETING ARE AS UNDER:-**

The remote e-voting period begins on Tuesday, September 26, 2023 at 09:00 A.M. and ends on Thursday, September 28, 2023 at 05:00 P.M. The remote

**e-voting module shall be disabled by NSDL for voting thereafter. The Members, whose names appear in the Register of Members / Beneficial Owners as on the record date (cut-off date) i.e. Friday, September 22, 2023, may cast their vote electronically.**

**The e-voting module shall be disabled by NSDL for voting thereafter. Members have the option to cast their vote on any of the resolutions using the remote e-voting facility, either during the period commencing September 26, 2023 to September 28, 2023 or e-voting during the AGM. Members who have voted on some of the resolutions during the said voting period are also eligible to vote on the remaining resolutions during the AGM.**

#### **How do I vote electronically using NSDL e-Voting system?**

The way to vote electronically on NSDL e-Voting system consists of "Two Steps" which are mentioned below:

**Step 1: Access to NSDL e-Voting system**

**A) Login method for e-Voting and joining virtual meeting for Individual shareholders holding securities in demat mode**

In terms of SEBI circular dated December 9, 2020 on e-Voting facility provided by Listed Companies, Individual shareholders holding securities in demat mode are allowed to vote through their demat account maintained with Depositories and Depository Participants. Shareholders are advised to update their mobile number and email Id in their demat accounts in order to access e-Voting facility.

Login method for Individual shareholders holding securities in demat mode is given below:

Type of shareholders	Login Method
Individual Shareholders holding securities in demat mode with NSDL.	<ol style="list-style-type: none"> <li data-bbox="483 546 1433 860">Existing IDeAS user can visit the e-Services website of NSDL Viz. <a href="https://eservices.nsd.com">https://eservices.nsd.com</a> either on a Personal Computer or on a mobile. On the e-Services home page click on the "Beneficial Owner" icon under "Login" which is available under 'IDeAS' section , this will prompt you to enter your existing User ID and Password. After successful authentication, you will be able to see e-Voting services under Value added services. Click on "Access to e-Voting" under e-Voting services and you will be able to see e-Voting page. Click on company name or e-Voting service provider i.e. NSDL and you will be re-directed to e-Voting website of NSDL for casting your vote during the remote e-Voting period or joining virtual meeting &amp; voting during the meeting.</li> <li data-bbox="483 869 1433 958">If you are not registered for IDeAS e-Services, option to register is available at <a href="https://eservices.nsd.com">https://eservices.nsd.com</a>. Select "Register Online for IDeAS Portal" or click at <a href="https://eservices.nsd.com/SecureWeb/IdeasDirectReg.jsp">https://eservices.nsd.com/SecureWeb/IdeasDirectReg.jsp</a></li> <li data-bbox="483 967 1433 1323">Visit the e-Voting website of NSDL. Open web browser by typing the following URL: <a href="https://www.evoting.nsd.com/">https://www.evoting.nsd.com/</a> either on a Personal Computer or on a mobile. Once the home page of e-Voting system is launched, click on the icon "Login" which is available under 'Shareholder/Member' section. A new screen will open. You will have to enter your User ID (i.e. your sixteen digit demat account number hold with NSDL), Password/OTP and a Verification Code as shown on the screen. After successful authentication, you will be redirected to NSDL Depository site wherein you can see e-Voting page. Click on company name or e-Voting service provider i.e. NSDL and you will be redirected to e-Voting website of NSDL for casting your vote during the remote e-Voting period or joining virtual meeting &amp; voting during the meeting.</li> <li data-bbox="483 1332 1433 1422">Shareholders/Members can also download NSDL Mobile App "NSDL Speede" facility by scanning the QR code mentioned below for seamless voting experience. <b>NSDL Mobile App is available on</b></li> </ol> <div data-bbox="534 1435 874 1599" style="text-align: center;">       </div>
Individual Shareholders holding securities in demat mode with CDSL	<ol style="list-style-type: none"> <li data-bbox="483 1621 1433 1749">Existing users who have opted for Easi / Easiest, they can login through their user id and password. Option will be made available to reach e-Voting page without any further authentication. The URL for users to login to Easi / Easiest are <a href="https://web.cdslindia.com/myeasi/home/login">https://web.cdslindia.com/myeasi/home/login</a> or <a href="http://www.cdslindia.com">www.cdslindia.com</a> and click on New System Myeasi.</li> <li data-bbox="483 1758 1433 1848">After successful login of Easi/Easiest the user will be also able to see the E Voting Menu. The Menu will have links of e-Voting service provider i.e. NSDL. Click on NSDL to cast your vote.</li> <li data-bbox="483 1856 1433 1924">If the user is not registered for Easi/Easiest, option to register is available at <a href="https://web.cdslindia.com/myeasi/Registration/EasiRegistration">https://web.cdslindia.com/myeasi/Registration/EasiRegistration</a></li> <li data-bbox="483 1933 1433 2083">Alternatively, the user can directly access e-Voting page by providing demat Account Number and PAN No. from a link in <a href="http://www.cdslindia.com">www.cdslindia.com</a> home page. The system will authenticate the user by sending OTP on registered Mobile &amp; Email as recorded in the demat Account. After successful authentication, user will be provided links for the respective ESP i.e. NSDL where the e-Voting is in progress.</li> </ol>

Type of shareholders	Login Method
Individual Shareholders (holding securities in demat mode) login through their depository participants	You can also login using the login credentials of your demat account through your Depository Participant registered with NSDL/CDSL for e-Voting facility. upon logging in, you will be able to see e-Voting option. Click on e-Voting option, you will be redirected to NSDL/CDSL Depository site after successful authentication, wherein you can see e-Voting feature. Click on company name or e-Voting service provider i.e. NSDL and you will be redirected to e-Voting website of NSDL for casting your vote during the remote e-Voting period or joining virtual meeting & voting during the meeting.

**Important note:** Members who are unable to retrieve User ID/ Password are advised to use Forget User ID and Forget Password option available at abovementioned website.

**Helpdesk for Individual Shareholders holding securities in demat mode for any technical issues related to login through Depository i.e. NSDL and CDSL.**

Login type	Helpdesk details
Individual Shareholders holding securities in demat mode with NSDL	Members facing any technical issue in login can contact NSDL helpdesk by sending a request at <a href="mailto:evoting@nsdl.co.in">evoting@nsdl.co.in</a> or call at toll free no.: 1800 1020 990 and 1800 22 44 30
Individual Shareholders holding securities in demat mode with CDSL	Members facing any technical issue in login can contact CDSL helpdesk by sending a request at <a href="mailto:helpdesk.evoting@cdslindia.com">helpdesk.evoting@cdslindia.com</a> or contact at 022- 23058738 or 022-23058542-43

**B) Login Method for e-Voting and joining virtual meeting for shareholders other than Individual shareholders holding securities in demat mode and shareholders holding securities in physical mode.**

**How to Log-in to NSDL e-Voting website?**

1. Visit the e-Voting website of NSDL. Open web browser by typing the following URL: <https://www.evoting.nsdl.com/> either on a Personal Computer or on a mobile.
2. Once the home page of e-Voting system is launched, click on the icon "Login" which is available under 'Shareholder/Member' section.
3. A new screen will open. You will have to enter your User ID, your Password/OTP and a Verification Code as shown on the screen.

Alternatively, if you are registered for NSDL eservices i.e. IDEAS, you can log-in at <https://eservices.nsdl.com/> with your existing IDEAS login. Once you log-in to NSDL eservices after using your log-in credentials, click on e-Voting and you can proceed to Step 2 i.e. Cast your vote electronically.

4. Your User ID details are given below:

Login type	Helpdesk details
a) For Members who hold shares in demat account with NSDL.	8 Character DP ID followed by 8 Digit Client ID For example if your DP ID is IN300*** and Client ID is 12***** then your user ID is IN300***12*****.
b) For Members who hold shares in demat account with CDSL.	16 Digit Beneficiary ID For example if your Beneficiary ID is 12***** then your user ID is 12*****
c) For Members holding shares in Physical Form.	EVEN Number followed by Folio Number registered with the company For example if folio number is 001*** and EVEN is 101456 then user ID is 101456001***



5. Password details for shareholders other than Individual shareholders are given below:

- a) If you are already registered for e-Voting, then you can use your existing password to login and cast your vote.
- b) If you are using NSDL e-Voting system for the first time, you will need to retrieve the 'initial password' which was communicated to you. Once you retrieve your 'initial password', you need to enter the 'initial password' and the system will force you to change your password.

c) How to retrieve your 'initial password'?

- (i) If your email ID is registered in your demat account or with the company, your 'initial password' is communicated to you on your email ID. Trace the email sent to you from NSDL from your mailbox. Open the email and open the attachment i.e. a .pdf file. Open the .pdf file. The password to open the .pdf file is your 8 digit client ID for NSDL account, last 8 digits of client ID for CDSL account or folio number for shares held in physical form. The .pdf file contains your 'User ID' and your 'initial password'.
- (ii) If your email ID is not registered, please follow steps mentioned below in process for those shareholders whose email ids are not registered.

6. If you are unable to retrieve or have not received the "Initial password" or have forgotten your password:

- a) Click on "Forgot User Details/Password?" (If you are holding shares in your demat account with NSDL or CDSL) option available on [www.evoting.nsdl.com](http://www.evoting.nsdl.com).
- b) Physical User Reset Password?" (If you are holding shares in physical mode) option available on [www.evoting.nsdl.com](http://www.evoting.nsdl.com).
- c) If you are still unable to get the password by aforesaid two options, you can send a request at [evoting@nsdl.co.in](mailto:evoting@nsdl.co.in) mentioning your demat account number/folio number, your PAN, your name and your registered address etc.
- d) Members can also use the OTP (One Time Password) based login for casting the votes on the e-Voting system of NSDL.

7. After entering your password, tick on Agree to "Terms and Conditions" by selecting on the check box.

8. Now, you will have to click on "Login" button.

9. After you click on the "Login" button, Home page of e-Voting will open.

### Step 2: Cast your vote electronically and join General Meeting on NSDL e-Voting system.

#### How to cast your vote electronically and join General Meeting on NSDL e-Voting system?

1. After successful login at Step 1, you will be able to see all the companies "EVEN" in which you are holding shares and whose voting cycle and General Meeting is in active status.
2. Select "EVEN" of company for which you wish to cast your vote during the remote e-Voting period and casting your vote during the General Meeting. For joining virtual meeting, you need to click on "VC/OAVM" link placed under "Join Meeting".
3. Now you are ready for e-Voting as the Voting page opens.
4. Cast your vote by selecting appropriate options i.e. assent or dissent, verify/modify the number of shares for which you wish to cast your vote and click on "Submit" and also "Confirm" when prompted.
5. Upon confirmation, the message "Vote cast successfully" will be displayed.
6. You can also take the printout of the votes cast by you by clicking on the print option on the confirmation page.
7. Once you confirm your vote on the resolution, you will not be allowed to modify your vote.

#### General Guidelines for shareholders

1. Institutional shareholders (i.e. other than individuals, HUF, NRI etc.) are required to send scanned copy (PDF/JPG Format) of the relevant Board Resolution/ Authority letter etc. with attested specimen signature of the duly authorized signatory(ies) who are authorized to vote, to the Scrutinizer by e-mail to [sanam.u@dsmcs.in](mailto:sanam.u@dsmcs.in) with a copy marked to [evoting@nsdl.co.in](mailto:evoting@nsdl.co.in) and to the Company at [cs@supriyalifescience.com](mailto:cs@supriyalifescience.com). Institutional shareholders (i.e. other than individuals, HUF, NRI etc.) can also upload their Board Resolution / Power of Attorney / Authority Letter etc. by clicking

on "Upload Board Resolution / Authority Letter" displayed under "e-Voting" tab in their login.

2. It is strongly recommended not to share your password with any other person and take utmost care to keep your password confidential. Login to the e-voting website will be disabled upon five unsuccessful attempts to key in the correct password. In such an event, you will need to go through the "Forgot User Details/Password?" or "Physical User Reset Password?" option available on [www.evoting.nsdl.com](http://www.evoting.nsdl.com) to reset the password.
3. In case of any queries, you may refer the Frequently Asked Questions (FAQs) for Shareholders and e-voting user manual for Shareholders available at the download section of [www.evoting.nsdl.com](http://www.evoting.nsdl.com) or call on toll free no.: 1800 1020 990 and 1800 22 44 30 or send a request to Ms. Pallavi Mhatre, Senior Manager at [evoting@nsdl.co.in](mailto:evoting@nsdl.co.in)

### **Process for those shareholders whose email ids are not registered with the depositories for procuring user id and password and registration of e mail ids for e-voting for the resolutions set out in this notice:**

1. In case shares are held in physical mode please provide Folio No., Name of shareholder, scanned copy of the share certificate (front and back), PAN (self attested scanned copy of PAN card), AADHAR (self attested scanned copy of Aadhar Card) by email to [cs@supriyalifescience.com](mailto:cs@supriyalifescience.com)
2. In case shares are held in demat mode, please provide DPID-CLID (16 digit DPID + CLID or 16 digit beneficiary ID), Name, client master or copy of Consolidated Account statement, PAN (self attested scanned copy of PAN card), AADHAR (self attested scanned copy of Aadhar Card) to [cs@supriyalifescience.com](mailto:cs@supriyalifescience.com). If you are an Individual shareholders holding securities in demat mode, you are requested to refer to the login method explained at step 1 (A) i.e. Login method for e-Voting and joining virtual meeting for Individual shareholders holding securities in demat mode.
3. Alternatively shareholder/members may send a request to [evoting@nsdl.co.in](mailto:evoting@nsdl.co.in) for procuring user id and password for e-voting by providing above mentioned documents.
4. In terms of SEBI circular dated December 9, 2020 on e-Voting facility provided by Listed Companies, Individual shareholders holding securities in demat mode are allowed to vote through their demat account maintained with Depositories and Depository Participants. Shareholders are required to update their

mobile number and email ID correctly in their demat account in order to access e-Voting facility.

### **THE INSTRUCTIONS FOR MEMBERS FOR e-VOTING ON THE DAY OF THE AGM ARE AS UNDER:-**

1. The procedure for e-Voting on the day of the AGM is same as the instructions mentioned above for remote e-voting.
2. Only those Members/ shareholders, who will be present in the AGM through VC/OAVM facility and have not casted their vote on the Resolutions through remote e-Voting and are otherwise not barred from doing so, shall be eligible to vote through e-Voting system in the AGM.
3. Members who have voted through Remote e-Voting will be eligible to attend the AGM. However, they will not be eligible to vote at the AGM.
4. The details of the person who may be contacted for any grievances connected with the facility for e-Voting on the day of the AGM shall be the same person mentioned for Remote e-voting

### **INSTRUCTIONS FOR MEMBERS FOR ATTENDING THE AGM THROUGH VC/OAVM ARE AS UNDER:**

1. Member will be provided with a facility to attend the AGM through VC/OAVM through the NSDL e-Voting system. Members may access by following the steps mentioned above for **Access to NSDL e-Voting system**. After successful login, you can see link of "VC/OAVM link" placed under "**Join meeting**" menu against company name. You are requested to click on VC/OAVM link placed under Join General Meeting menu. The link for VC/OAVM will be available in Shareholder/Member login where the EVEN of Company will be displayed. Please note that the members who do not have the User ID and Password for e-Voting or have forgotten the User ID and Password may retrieve the same by following the remote e-Voting instructions mentioned in the notice to avoid last minute rush.
2. Members are encouraged to join the Meeting through Laptops for better experience.
3. Further Members will be required to allow Camera and use Internet with a good speed to avoid any disturbance during the meeting.
4. Please note that Participants Connecting from Mobile Devices or Tablets or through Laptop connecting via Mobile Hotspot may experience Audio/Video loss due to Fluctuation in their respective network. It is therefore



recommended to use Stable Wi-Fi or LAN Connection to mitigate any kind of aforesaid glitches.

5. Members are encouraged to submit their questions in advance with regard to the financial statements or any other matter to be placed at the 15th AGM from their registered e-mail address, mentioning their name, DP ID and Client ID number/folio number and mobile number to reach the Company's e-mail address at [cs@supriyalifescience.com](mailto:cs@supriyalifescience.com) before 03.00 p.m. on Saturday, September 23, 2023. Such questions by the Members shall be suitably replied by the Company.
6. Shareholders who would like to express their views/ask questions during the AGM may register themselves as a speaker by sending their request from their registered email address mentioning their name, DP ID and Client ID/folio number, PAN, mobile number at [cs@supriyalifescience.com](mailto:cs@supriyalifescience.com) from Thursday, September 21, 2023 09.00 a.m. to Saturday, September 23, 2023 05.00 p.m. Those members who have registered themselves as a speaker will only be allowed to express their views/ask questions during the AGM. The Company reserves the right to restrict the number of speakers depending on the availability of time for the AGM. The same will be replied by the company suitably.

#### Other Instructions:

1. The voting right of shareholders shall be in proportion to their share in the paid-up equity share capital of the Company as on the cut-off date, being Friday, September 22, 2023.
2. The members who have cast their vote by remote e-voting prior to the Meeting may also attend the AGM through VC / OAVM but shall not be entitled to cast their vote again.
3. A Member can opt for only one mode of voting i.e. either through remote e-voting or voting system during the AGM ("e-voting"). If a Member casts votes by both modes, then voting done through remote e-voting shall prevail.
4. Any person who have acquires shares of the Company and becomes a Member of the Company after the dispatch of the Annual Report and holding shares as on the cut-off date may approach NSDL for issuance of the User ID and Password by sending a request at [evoting@nsdl.co.in](mailto:evoting@nsdl.co.in) However, if he/ she is already registered with NSDL for remote e-voting then he/ she can use his/her existing User ID and password for casting the vote.
5. M/s. DSM & Associates, Practicing Company Secretary, has been appointed as the Scrutinizer to scrutinize the e-voting process to be conducted in a fair and transparent manner for the Annual General Meeting.
6. The Scrutinizer shall, immediately after the conclusion of voting at the AGM, first count the votes cast during the AGM, thereafter unblock the votes cast through remote e-voting and make, not later than 48 hours of conclusion of the AGM, a consolidated Scrutinizer's Report of the total votes cast in favour or against, if any, to the Chairman or a person authorised by him in writing, who shall countersign the same.
7. The results declared along with the Scrutinizer's Report shall be placed on the Company's website [www.supriyalifescience.com](http://www.supriyalifescience.com) and on the website of NSDL <https://www.evoting.nsdl.com> immediately. The Company shall simultaneously forward the results to National Stock Exchange of India Limited and BSE Limited, where the shares of the Company are listed.

## Explanatory Statement Annexed to the notice pursuant to section 102 of the Companies Act, 2013

### Item No. 4

The Company is directed, under Section 148 of the Act to have the audit of its cost records conducted by a cost accountant in practice. The Board of your Company has, on the recommendation of the Audit Committee, approved the appointment of M/s. Rampurawala Mohammed A & Co, Cost Accountants as the Cost Auditors of the Company to conduct Cost Audits relating cost records of the Company for the year ending March 31, 2024, at a remuneration of ₹2.00 lakhs plus applicable tax and out-of-pocket expenses.

M/s. Rampurawala Mohammed A & Co. have furnished a certificate regarding their eligibility for appointment as Cost Auditors of the Company M/s. Rampurawala

Mohammed A & Co. have vast experience in the field of cost audit.

The Board commends the remuneration of ₹2.00 lakhs plus tax and out-of-pocket expenses to M/s. Rampurawala Mohammed A & Co. as the Cost Auditors and the approval of the shareholders is sought for the same by an Ordinary Resolution.

None of the Directors, Key Managerial Personnel of the Company or their relatives or any of other officials of the Company as contemplated in the provisions of Section 102 of the Companies Act, 2013 is, in any way, financially or otherwise, concerned or interested in the resolution.

The Board recommends the resolution set out at item no. 4 of the Notice for approval of the members.

#### Registered Office:

207 /208, Udyog Bhavan,  
Sonawala Road,  
Goregaon (East),  
Mumbai – 400063

Date: August 3, 2023

Place: Mumbai

**By Order of the Board of Directors  
For Supriya Lifescience Limited**

**Shweta Shivdhari Singh**  
Company Secretary & Compliance Officer

## Annexure A

**Details of Directors seeking appointment/re-appointment at the 15th AGM to be held on Friday, September 29, 2023 (pursuant to Regulation 36(3) of the SEBI (Listing Obligations and Disclosure Requirements) Regulations, 2015 and Secretarial Standard 2 on General Meetings):**

Name of the Director	Ms. Shivani Satish Wagh
Date of Birth	27/09/1991
Age	32 years
Original date of Appointment	01.07.2019
Number of Meetings of the Board attended during the year	Mentioned in Directors Report
Relationship with the Directors and Key Managerial Personnel	Daughter of Dr. Satish Waman Wagh and Mrs. Smita Satish Wagh, Sister of Dr. Saloni Satish Wagh
Expertise in specific Functional Area	She is involved in Operations and Management of Company
Qualification	B.com in Management & M.B.A. in International Business Management
Chairman/Member of the Committee of the Board of Directors as on March 31, 2023	NIL
Shareholding in the Company	29,250
Directorships held in other companies	NIL

# Director's Report

To the Members,  
**SUPRIYA LIFESCIENCE LIMITED**  
 Mumbai

Your Directors have pleasure in submitting their 15th Annual Report of the Company together with the Audited Statements of Accounts for the year ended March 31, 2023.

## FINANCIAL RESULTS:

The summarized standalone results of your Company are given in the table below:

Amount in Million

Particulars	FY Ended	
	31/03/2023	*31/03/2022
Net Sales / Income from Business Operations	4609.38	5300.49
Other Income	94.89	75.77
Total Gross Revenue	4704.27	5376.26
Provision for Depreciation / Amortization	118.15	101.18
Profit/(loss) after Depreciation and before Provision for Tax	1234.87	2072.45
Less: Provision for Income Tax (including for earlier years)	306.81	521.89
Less: Provision for Deferred Tax	29.49	32.46
Net Profit/(Loss) After Tax	898.57	1518.10
Other Comprehensive Income	(12.57)	(3.15)
Total Comprehensive Income	886.00	1514.95
Earnings Per Share (Basic & Diluted)	11.16	18.86

\*Previous year's Figures have been regrouped / rearranged wherever necessary.

## BUSINESS INFORMATION:

Your Company is engaged in Manufacturing of active pharmaceutical ingredients ("APIs") and are one of the key Indian manufacturers and suppliers of APIs, with a focus on research and development. The products are registered with various international regulatory authorities such as USFDA, EDQM, NMPA (previously known as SFDA), KFDA, PMDA, TGA and Taiwan FDA.

The business operations of your Company are supported by a modern manufacturing facility located in Parshuram Lote, Maharashtra. The manufacturing facility is spread across 23,806 sq. mts in 4 Manufacturing blocks segregated therapy wise, having reactor capacity of 597 KL/ day and seven cleanrooms.

## PERFORMANCE REVIEW:

Ever since the outbreak of the Covid-19 pandemic, the Company has put in appropriate measures and protocols for the health and safety of its employees; besides streamlining the operations and maintaining the supply chain, production which enabled the Company to continue uninterrupted supply of active pharmaceutical ingredients to customers globally.

Some of the highlights of the operations for the year are:

- Profit before Tax (PBT) for the year has grown by 24% to ₹2072.45 million as against a PBT of ₹1673.09 million for the last year.
- Tax Provision for the current year amounted to ₹554.35 million as against a tax provision of ₹437.16 million for the last year.
- Profit after Tax (PAT) before other comprehensive income for the year grew by 23% to ₹1518.10 million as against a PAT of ₹1235.93 million last year.
- Earnings Per Share of ₹2/- each works out to ₹18.86 for the year as against ₹16.89 last year.

## DIVIDEND:

Your Directors are pleased to recommend a dividend of ₹0.6/- per equity share of ₹2/- each, i.e., 30% for the FY ended March 31, 2023, subject to approval of members at the ensuing Annual General Meeting. The Dividend, if approved by the members at the ensuing Annual General Meeting, will result into an outflow of ₹48.29 million.

As members are aware, with effect from April 01, 2020, the Government has abolished the dividend distribution tax and dividend income is now taxable in the hands of shareholder.



Hence payment of dividend to members will be subject to tax deduction at source (TDS) as per statutory requirement.

The dividend recommended is in accordance with the Company's Dividend Distribution Policy. The Dividend Distribution Policy is available on the Company's website and can be accessed at <https://supriyalifescience.com/wp-content/uploads/2021/09/Dividend-Distribution-Policy.pdf>

### **TRANSFER OF UNCLAIMED/ UNPAID AMOUNT TO INVESTOR EDUCATION AND PROTECTION FUND:**

Your Company does not have any funds as contemplated under Section 125 of the Act lying unpaid or unclaimed which were required to be transferred to Investor Education and Protection Fund (IEPF).

### **RESERVE:**

Your Company has not transferred any amount to General Reserve for the FY ended March 31, 2023.

### **DEPOSITS:**

During the year under review, your Company has neither accepted / renewed any deposits during the year nor has any outstanding Deposits in terms of Section 73 - 76 of the Companies Act, 2013 read with Companies (Acceptance of Deposits) Rules, 2014.

### **SUBSIDIARIES, JOINT VENTURES AND ASSOCIATE COMPANIES:**

Your Company does not have any Subsidiary, Joint venture or Associate Company.

### **CHANGE IN THE NATURE OF BUSINESS:**

During the year under review, there was no change in the nature of business of the Company.

### **SHARE CAPITAL:**

The equity shares of your Company continue to be listed and traded on the BSE Limited and National Stock Exchange of India Limited.

The paid up Equity Share Capital as at March 31, 2023 stood at ₹160.97 million consisting of 8,04,82,800 equity shares of ₹2/- each. During the year under review, the Company did not issue any type of shares or convertible securities or shares with differential voting rights.

During the year under review, the Company has not issued shares with differential voting rights or granted any stock options or issued any sweat equity or issued any Bonus Shares. Further, the Company has not bought back any of its securities during the FY under review and hence no details / information invited in this respect.

Your Company confirms that it has paid the Annual Listing Fees for the year 2022-23 to NSE and BSE.

### **MATERIAL CHANGES AND COMMITMENTS:**

No other material changes and commitments have occurred after the close of the year till the date of this Report, which affect the financial position of the Company. Further, there is no change in the nature of business of the Company.

### **PARTICULARS OF LOANS, GUARANTEES OR INVESTMENTS MADE UNDER SECTION 186 OF THE COMPANIES ACT, 2013:**

Details of loans given, investments made or guarantees given or security provided, if any, as per the provisions of Section 186 of the Act and Regulation 34 (3) read with Schedule V of the SEBI Listing Regulations are given in the notes forming part of the financial statements provided in this Annual Report.

### **PARTICULARS OF CONTRACTS OR ARRANGEMENTS MADE WITH RELATED PARTIES:**

There are no materially significant related party transactions made by the Company with related parties which may have potential conflict of interest with the Company at large. As a matter of policy, your Company carries out transactions with related parties on an arms' length basis. Statement of these transactions is given at Notes to financial statements.

Accordingly, particulars of contracts or arrangements with related parties referred to in Section 188(1) along with the justification for entering into such contract or arrangement in Form AOC-2 does not form part of this report.

The Policy on Materiality of Related Party Transactions and on dealing with Related Party Transactions as approved by the Board is available on the Company's website and can be accessed at

<https://supriyalifescience.com/wp-content/uploads/2022/06/Policy-on-Related-PartyTransactions.pdf>

### **REGISTRAR AND SHARE TRANSFER AGENT:**

M/s. Link Intime India Private Limited acts as a Registrar and Share Transfer Agent of the Company. The ISIN allotted to the Company after subdivision is INE07RO01027. As of March 31, 2023, all Equity Shares of the total shares have been dematerialized.

### **MANAGEMENT DISCUSSION & ANALYSIS:**

Management Discussion and Analysis Report as required pursuant to Regulation 34 read with Schedule V of the Securities and Exchange Board of India (Listing Obligations and Disclosure Requirements) Regulations, 2015, amended from time to time, ("Listing Regulations") is disclosed separately and forming part of Annual Report. As required under the provisions of the Listing Regulations, the Audit Committee of the Company has reviewed

the Management Discussion and Analysis Report of the Company for the year ended March 31, 2023.

## DIRECTORS AND KEY MANAGERIAL PERSONNEL:

As on March 31, 2023, the Board of Directors of your Company comprised of 10 Directors, viz., 5 Executive Directors and 5 Independent Directors including 1 woman Independent Director.

Pursuant to Section 149, 152 and other applicable provisions of the Companies Act, 2013, one-third of such of the Directors as are liable to retire by rotation, shall retire every year and, if eligible, offer themselves for re-appointment at every AGM. Consequently, Ms. Shivani Satish Wagh (DIN: 08491420) retires by rotation at the Annual General Meeting being eligible offers herself for re-appointment. The Board recommends here re-appointments.

During the year under review, Dr. Shireesh Bhalchandra Ambhaikar was resigned as Chief Executive Officer of the Company w.e.f. September 30, 2022. Mr. Rajeev Kurman Jain was appointed as Chief Executive Officer w.e.f. October 3, 2022.

During the year under review, Mr. Ashish Ramdas Nayak has resigned as Chief Financial Officer of the Company w.e.f. January 23, 2023. Mr. Krishna Raghunathan was appointed as Chief Financial Officer w.e.f. January 23, 2023. Mr. Balasaheb Gulabrao Sawant has resigned as Whole Time Director of the Company w.e.f. January 23, 2023. Mr. Manoj Deo Dorlikar was appointed as Whole Time Director of the Company w.e.f. January 23, 2023.

Pursuant to provision of Section 203 of the Companies Act, 2013, the Key Managerial Person (KMP) of the Company as on March 31, 2023 is as follows:

Dr. Satish Waman Wagh – Chairman & Managing Director

Mrs. Smita Satish Wagh – Whole Time Director

Dr. Saloni Satish Wagh – Whole Time director

Ms. Shivani Satish Wagh – Whole Time director

Mr. Manoj Deo Dorlikar – Whole Time Director

Mr. Rajeev Kumar Jain – Chief Executive Officer

Mr. Krishna Raghunathan – Chief Financial Officer

Ms. Shweta Shivdhari Singh – Company Secretary & Compliance Officer

## DECLARATION OF INDEPENDENT DIRECTORS:

The Board of Directors of the Company comprises optimal number of Independent Directors. The following Non-Executive Directors are independent in terms of Regulation 16(1)(b) of the SEBI (LODR) Regulations, 2015 ("Listing Regulations") and Section 149(6) of the Companies Act, 2013 ("the Act"):

1. Mr. Bhairav Manojbhai Chokshi (DIN: 03612527)
2. Mr. Kedar Shankar Karmarkar (DIN: 06499019)
3. Mr. Dinesh Navnitlal Modi (DIN: 00004556)
4. Mr. Dileep Kumar Jain (DIN: 00380311)
5. Dr. Neelam Yashpal Arora (DIN: 01603068)

As required under Section 149 (7) of the Act, all the Independent Directors on the Board of the Company have given declarations that they meet the criteria of independence as laid down in section 149 (6) of the Act and Regulation 16 (1) (b) and Regulation 25 of Listing Regulations.

There has been no change in the circumstances affecting their status as Independent Directors of the Company. The Independent Directors have confirmed that they have complied with the Company's Code of Conduct. They have also further confirmed that they have registered their names in the Independent Directors' Databank.

In the opinion of the Board, they fulfil the conditions of independence as specified in the Act and the SEBI Listing Regulations and are independent of the management. Further, the Board is also of the opinion that all the Independent Directors of the Company are persons of integrity and possess relevant expertise and experience to act as Independent Directors of the Company.

## DIRECTORS RESPONSIBILITY STATEMENT:

In accordance with the provisions of Section 134(5) of the Companies Act, 2013 the Board hereby submit its responsibility Statement:

- a) That in the preparation of the annual accounts, the applicable accounting standards have been followed and no material departures have been made from the same;
- b) That they had selected such accounting policies and applied them consistently, and made judgements and estimates that are reasonable and prudent, so as to give a true and fair view of the state of affairs of the Company at the end of the FY and of the profit and loss of the Company for that period;
- c) That they had taken proper and sufficient care for the maintenance of adequate accounting records in accordance with the provisions of the Companies Act, 2013, for safeguarding the assets of the Company and for preventing and detecting fraud and other irregularities;
- d) That they had prepared the annual accounts on a going concern basis;
- e) That they had laid down internal financial controls to be followed by the company and that such internal financial controls are adequate and were operating effectively; and

- f) That they had devised proper systems to ensure compliance with the provisions of all applicable laws and that such systems were adequate and operating effectively.

### **COMPANY'S POLICY RELATING TO DIRECTORS APPOINTMENT, PAYMENT OF REMUNERATION AND DISCHARGE OF THEIR DUTIES:**

The Policy on appointment and remuneration of Directors, Key Managerial Persons and Senior Management including criteria for determining qualifications, positive attributes and director's independence as required under Section 178(3) of the Companies Act, 2013 and Regulation 19 read with Schedule II Part D of SEBI Listing Regulations has been formulated by the Company. A copy of the Policy is available on the website of the Company at <https://supriyalifescience.com/wp-content/uploads/2021/09/Nomination-and-Remuneration-Policy.pdf>.

### **REMUNERATION DETAILS OF DIRECTORS, KMP AND EMPLOYEES:**

Particulars required to be furnished under Rule 5(1) of the Companies (Appointment and Remuneration of Managerial Personnel) Rules, 2014, as amended are given in **Annexure I** and forms part of this Report.

The non-executive directors of the Company had no pecuniary relationship or transactions with the Company, other than sitting fees and reimbursement of expenses, if any.

A statement comprising the names of top 10 employees in terms of remuneration drawn and every person employed throughout the year, who were in receipt of remuneration in terms of Rule 5(2) and 5(3) of the Companies (Appointment and Remuneration of Managerial Personnel) Rules, 2014, forms an integral part of this Report. However, the same is not being sent along with this Annual Report to the Members of the Company in line with the provision of Section 136 of the Companies Act, 2013. Members who are interested in obtaining these particulars may write to [cs@supriyalifescience.com](mailto:cs@supriyalifescience.com)

### **NUMBER OF BOARD MEETINGS CONDUCTED DURING THE YEAR UNDER REVIEW:**

The Board meets at regular intervals to discuss and decide on the Company's business policies and strategies apart from other Board businesses.

The notice of meeting of the Board of Directors and Committees were given well in advance to all the Directors of the Company. The agenda of the Board/Committee meetings is circulated 7 days prior to the date of the meeting and also at shorter notice as required as per Secretarial Standard on Meeting of Board of Directors (SS-1) issued by ICSI. The agenda for the Board and Committee meetings includes detailed notes on the items

to be discussed at the meeting to enable the Directors to take an informed decision.

During FY 2022-23, 6 (Six) Board Meetings were held. For details thereof kindly refer to the section "Number & Dates of Board Meetings held during the year - in the Corporate Governance Report. The necessary quorum was present for all the meetings. The maximum interval between any two meetings did not exceed 120 days, as prescribed by the Companies Act, 2013.

### **DISCLOSURE ON BOARD COMMITTEES:**

The details pertaining to the composition of the Board Committee as of March 31, 2023 including its terms of reference and attendance of directors at the Committee Meetings has been provided in the section 'Board Committees', in the Corporate Governance Report, which forms part of this Report.

All recommendations of Audit Committee were accepted by the Board of Director.

### **PERFORMANCE EVALUATION:**

The Board of Directors carried out an annual evaluation of its own performance, of the Committees of the Board and of the individual directors including Independent Directors, pursuant to the provisions of the Companies Act, 2013 and SEBI Listing Regulations.

Performance evaluation was carried out on the basis of criteria evolved, as provided by the Guidance Note on Board Evaluation issued by Securities and Exchange Board of India, seeking inputs from the Directors individually and the committees through a structured questionnaire which provides valuable feedback for contribution to the Board, improving Board effectiveness, maximizing strengths and highlighting areas for further improvement etc.,

In a separate meeting of the Independent Directors, performance of the Chairperson, non-independent directors and the Board as a whole was evaluated taking into account the views of the non independent directors and the same was discussed in the Board Meeting. Performance evaluation of Independent Directors is done by the entire Board of Directors (excluding the Directors being evaluated).

### **VIGIL MECHANISM:**

The Company has established a vigil mechanism by adopting a Whistle Blower Policy to report concerns about illegal or unethical practices, if any. The details of the Policy are explained in the Report on Corporate Governance and are also available on the website of the Company at

<https://supriyalifescience.com/wp-content/uploads/2021/09/Whistle-Blower-Policy.pdf>

## STATEMENT CONCERNING DEVELOPMENT AND IMPLEMENTATION OF RISK MANAGEMENT POLICY OF THE COMPANY:

The Company has a robust strategy to identify, evaluate business risks and opportunities. This strategy seeks to create transparency, minimize adverse impact on the business objectives and enhance the Company's competitive advantage and helps in identifying risks trend, exposure and potential impact analysis at a Company level as also separately for different business segments.

Board has constituted a Risk Management Committee of the Board, to assist the Board with regard to the identification, evaluation and mitigation of operational, strategic and external risks. More details on risks and threats have been disclosed in the section "Management Discussion and Analysis".

## INTERNAL FINANCIAL CONTROLS:

The internal financial controls with reference to the Financial Statements are commensurate with the size and nature of business of the Company.

## STATUTORY AUDITORS AND AUDITORS' REPORT:

Pursuant to the provisions of Section 139 of the Act, and rules made thereunder, M/s. Kakaria & Associates LLP, Chartered Accountants, (Firm Registration No. 104558W/W100601) were appointed as Statutory Auditors of the Company for a second term of five consecutive years, to hold office from the conclusion of the 14th AGM held on September 16, 2022 until the conclusion of 19th AGM of the Company to be held in the calendar year 2027.

M/s. Kakaria & Associates LLP, Chartered Accountants, have submitted their Report on the Financial Statements of the Company for the FY 2022-23, which forms part of the Annual Report 2022-2023. There are no observations (including any qualification, reservation, adverse remark or disclaimer) of the Auditors in the Audit Reports issued by them which call for any explanation from the Board of Director. The Auditors have also confirmed that they have subjected themselves to the peer review process of Institute of Chartered Accountants of India (ICAI) and hold a valid certificate issued by the Peer Review Board of the ICAI.

## SECRETARIAL AUDITORS AND THEIR REPORT:

M/s. DSM & Associates, Practicing Company Secretary, were appointed as Secretarial Auditors of the Company for the FY 2022-23 pursuant to section 204 of the Act. The Secretarial Audit Report submitted by them in the prescribed form MR- 3 is attached as **Annexure II** to this report. There are no qualifications or observations or adverse remarks or disclaimer of the Secretarial Auditors in the Report issued by them for the FY 2022-23 which call for any explanation from the Board of Director. M/s. DSM & Associates, Practicing Company Secretary have been re-appointed to conduct the secretarial audit of the

Company for the FY 2023-24. They have confirmed that they are eligible for the said appointment.

## COST AUDITORS AND THEIR REPORT:

As per Section 148 of the Act read with Companies (Cost Records and Audit) Rules 2014, M/s. Rampurawala Mohammed A & Co, Cost Accountants, Mumbai, Firm Registration No. 003011 have been re-appointed as Cost Auditors for the FY 2022-23 to conduct cost audit of the accounts maintained by the Company in respect of the various products prescribed under the applicable Cost Audit Rules. The remuneration of Cost Auditors has been approved by the Board of Directors on the recommendation of Audit Committee. The requisite resolution for ratification of remuneration of Cost Auditors by members of the Company has been set out in the Notice of ensuing AGM. The Cost Auditors have certified that their appointment is within the limits of Section 141(3) (g) of the Act and that they are not disqualified from appointment within the meaning of the said Act.

## INTERNAL AUDITORS:

M/s. Nair & Panickers Audit & Advisory Services, perform the duties of internal auditors of the Company and their report is reviewed by the Audit Committee quarterly.

## REPORTING OF FRAUDS BY AUDITORS:

During the year under review, none of the auditors, viz. Statutory Auditors, Secretarial Auditors, Cost Auditor have reported to the Audit Committee, under Section 143(12) of the Act, any instances of fraud committed against the Company by its officers or employees, the details of which would need to be mentioned in the Board's Report.

## CORPORATE SOCIAL RESPONSIBILITY:

The Board of Directors has constituted Corporate Social Responsibility Committee (CSR Committee) consisting of members viz. Dr. Satish Waman Wagh (Chairman), Dr. Saloni Satish Wagh, and Mr. Kedar Shankar Karmarkar.

Corporate Social Responsibility Policy (CSR Policy) indicating the activities to be undertaken by the Company was adopted by the Board on the recommendation of the CSR Committee.

Annual Report on Corporate Social Responsibility as per Rule 8 of Companies (Corporate Social Responsibility Policy) Rules, 2014 is prepared and the same is enclosed as **Annexure III** to this Report.

## Business Responsibility and Sustainability Report:

Regulation 34(2)(f) of the Listing Regulations, inter alia, provides that the annual report of the top 1000 listed entities based on the market capitalization calculated as on March 31 of every FY shall include a business responsibility report describing the initiatives taken by the Company from the environmental, social and governance perspective. Supriya Lifescience Limited is one of the top

1000 listed entities as on March 31, 2023, is presenting its Business Responsibility & Sustainability Report for the FY 2022-23 ("BRSR") and the same is enclosed as **Annexure IV** to this Report.

### **CORPORATE GOVERNANCE REPORT:**

The report on Corporate Governance as per Regulation 34(3) read with Schedule V of the SEBI Listing Regulations is provided in this Annual Report. The requisite certificate from M/s. DSM & Associates, Practicing Company Secretary confirming the compliance with the conditions of Corporate Governance is attached to the report on Corporate Governance.

### **SECRETARIAL STANDARD:**

The Company has endeavored to comply with the applicable Secretarial Standards to the extent applicable.

### **EXTRACT OF ANNUAL RETURN:**

The Annual Return as on March 31, 2023 in the prescribed Form No. MGT-7, pursuant to section 92 of the Act is available on the website of the Company at [www.supriyalifescience.com](http://www.supriyalifescience.com) at the link <https://supriyalifescience.com/investor-relation/corporate-governance/others/>

### **CONSERVATION OF ENERGY, TECHNOLOGY ABSORPTION, FOREIGN EXCHANGE EARNINGS AND OUTGO:**

The information pertaining to Conservation of Energy, Technology Absorption, Foreign Exchange Earnings and Outgo as required under Section 134 (3)(m) of the Companies Act, 2013 read with Rule 8(3) of the Companies (Accounts) Rules, 2014 is furnished in **Annexure V** and is attached to this report.

### **DISCLOSURES AS PER THE SEXUAL HARASSMENT OF WOMEN AT WORKPLACE (PREVENTION, PROHIBITION AND REDRESSAL) ACT, 2013:**

The Company has adopted a policy on Prevention, Prohibition and Redressal of sexual harassment at workplace in line with the requirements of the Sexual Harassment of Women at Workplace (Prevention, Prohibition and Redressal) Act, 2013. During the year, no complaints or allegations of sexual harassment were filed with the Company.

### **CODE FOR PREVENTION OF INSIDER TRADING:**

Your Company has adopted a Code of Conduct to regulate, monitor and report trading by insiders as per the requirements under the Securities and Exchange Board of India (Prohibition of Insider Trading) Regulations, 2015 which can be accessed at <https://supriyalifescience.com/wp-content/uploads/2022/06/Code-of-conduct-to-Regulate-monitor-and-report-trading-in-securities-by-insiders.pdf>

This Code of Conduct also includes code for practices and procedures for fair disclosure of unpublished price sensitive information which has been made available at <https://supriyalifescience.com/wp-content/uploads/2022/02/Code-for-Fair-Discolures-of-UPSI.pdf>

### **DETAILS OF SIGNIFICANT AND MATERIAL ORDERS PASSED BY THE REGULATORS OR COURTS OR TRIBUNALS IMPACTING THE GOING CONCERN STATUS AND COMPANY'S OPERATIONS IN FUTURE:**

There are no Material orders passed by the judicial or quasi-Judicial authority which affects the Going Concern Status of the Company during the year under review.

### **APPLICATIONS UNDER THE INSOLVENCY AND BANKRUPTCY CODE, 2016:**

There were no applications made by the Company or upon the Company under the Insolvency and Bankruptcy Code, 2016 during the year under review. There are no proceedings pending under the Insolvency and Bankruptcy Code, 2016 by / against the Company as on March 31, 2023.

### **ACKNOWLEDGEMENTS:**

Your Directors place on record their sincere thanks to bankers, business associates, consultants, and various Government Authorities for their continued support extended to your Companies activities during the year under review. Your Directors deeply appreciate the committed efforts put in by employees at all levels, whose continued commitment and dedication contributed greatly to achieving the goals set by your Company. Your Directors also acknowledges gratefully the shareholders for their support and confidence reposed on your Company.

**For and on Behalf of the Board of Directors  
For Supriya Lifescience Limited**

Date: August 3, 2023  
Place: Mumbai

**Dr. Satish Waman Wagh**  
Chairman and Managing Director  
DIN: 01456982

## ANNEXURE – I

# Particulars of Remuneration

Details pertaining to remuneration as required under section 197(12) read with Rule 5(1) of the Companies (Appointment and Remuneration of Managerial Personnel) Rules, 2014, as amended

## A. Ratio of remuneration paid to each Director to the median remuneration of the employees of the Company and percentage increase in remuneration for the FY 2022-23 is as follows:

Sr. No.	Name of Director / KMP	Designation	Ratio of remuneration of the Director to the median remuneration of the employee	% increase/ decrease in Remuneration
1.	Dr. Satish Waman Wagh	Chairman & Managing Director	410.90:1	-
2.	Mrs. Smita Satish Wagh	Whole Time Director	55.86:1	12%
3.	Dr. Saloni Satish Wagh	Whole Time Director	50.99:1	12%
4.	Ms. Shivani Satish Wagh	Whole Time Director	50.99:1	12%
5.	Mr. Manoj Deo Dorlikar	Whole Time Director	43.49:1	-
6.	Mr. Bhairav Manojbhai Chokshi	Independent Director	0.90:1	-
7.	Mr. Kedar Shankar Karmarkar	Independent Director	0.86:1	-
8.	Mr. Dileep Kumar Jain	Independent Director	0.75:1	-
9.	Mr. Dinesh Navnittal Modi	Independent Director	0.90:1	-
10.	Dr. Neelam Yashpal Arora	Independent Director	0.62:1	-
11.	Mr. Rajeev Kumar Jain	Chief Executive Officer	N.A.	-
12.	Mr. Krishna Raghunathan	Chief Financial Officer	N.A.	-
13.	Ms. Shweta Shivdhari Singh	Company Secretary & Compliance Officer	N.A.	60%

## Notes:

- Remuneration of Independent Directors includes Sitting Fees only paid to them during the FY 2022-23.
- The aforesaid details are calculated on the basis of Cost to Company (CTC) of employees during the FY 2022-23.
- The remuneration to Directors is within the overall limits approved by the shareholders.
- The median remuneration is ₹2,92,040/- for the FY 2022-23.
- Mr. Rajeev Kumar Jain was appointed as Chief Executive officer on October 3, 2023 and Mr. Krishna Raghunathan was appointed as Chief Financial Officer on January 23, 2023, hence % increase/decrease in remuneration is not comparable.

## B. Percentage increase in the median remuneration of employee in the financial year:

There was a increase in the median remuneration by 6.29%.

## C. The number of permanent employees on the rolls of Company:

There were 392 employees on the rolls of the Company as on March 31, 2023.

## D. Average percentile increase already made in the salaries of employees other than the managerial personnel in the last Financial Year and its comparison with the percentile increase in the managerial remuneration and justification thereof and point out if there are any exceptional circumstances for increase in the managerial remuneration:

The average increase in the salary of the employees and the managerial personnel other than the Managing Director in FY 2022-2023 is 12%. There was no change in the remuneration of Managing Director. The Annualise increment percentage is calculated on annual CTC of employees.

The increment given to each individual employee is based on the employees' potential, experience as also their performance and contribution to the Company's progress over a period of time and also as per market trend.

## E. Affirmation that the remuneration is as per the remuneration policy of the Company:

It is hereby affirmed that the remuneration paid is as per the Policy for Remuneration of the Directors, Key Managerial Personnel and other Employees.

For and on Behalf of the Board of Directors  
For Supriya Lifescience Limited

Dr. Satish Waman Wagh  
Chairman and Managing Director  
DIN: 01456982

## ANNEXURE – II

# Secretarial Audit Report

For the Financial Year ended March 31, 2023

(Pursuant to section 204(1) of the Companies Act, 2013 and the Rule No.9 of the Companies (Appointment and Remuneration of Managerial Personnel) Rules, 2014)

To,  
The Members of  
**Supriya Lifescience Limited**

We have conducted the secretarial audit of the compliance of applicable statutory provisions and the adherence to good corporate practices by **Supriya Lifescience Limited** (CIN: L51900MH2008PLC180452) (hereinafter called "The Company"). We have conducted Secretarial Audit in a manner that provided us a reasonable basis for evaluating the corporate conducts/statutory compliances and expressing our opinion thereon.

Based on our verification of the Company's books, papers, minute books, forms and returns filed and other records maintained by the Company and also the information provided by the Company, its officers, agents and authorized representatives during the conduct of secretarial audit, we hereby report that in our opinion, the Company has, during the audit period covering the financial year ended on March 31, 2023, complied with the statutory provisions listed hereunder and also that the Company has proper Board processes and compliance mechanism in place to the extent, in the manner and subject to the reporting made hereinafter:

We have examined the books, papers, minute books, forms and returns filed and other records maintained by the Company for the financial year ended on March 31, 2023 according to the provisions of:

- (i) The Companies Act, 2013 (the Act) and the rules made there under;
- (ii) The Securities Contracts (Regulation) Act, 1956 (SCRA) and the rules made there under;
- (iii) The Depositories Act, 1996 and the regulations and bye laws framed there under;
- (iv) The Foreign Exchange Management Act, 1999 and the rules and regulations made there under to the extent of Foreign Direct Investment, Overseas Director Investment and External Commercial Borrowings;
- (v) The following Regulations and Guidelines prescribed under the Securities and Exchange Board of India Act, 1992 (SEBI Act):
  - a) SEBI (Substantial Acquisition of Shares and Takeovers) Regulations, 2011;

- b) SEBI (Prohibition of Insider Trading) Regulations, 2015;
  - c) SEBI (Issue of Capital and Disclosure Requirements) Regulations, 2018;
  - d) The Securities and Exchange Board of India (Registrars to an Issue and Share Transfer Agents) Regulations, 1993 regarding the Companies Act and dealing with client;
  - e) The Securities and Exchange Board of India (Depositories and Participants) Regulations, 2018.
- (vi) Other specifically applicable laws to the Company during the period under review;
- (i) Income Tax Act, 1961;
  - (ii) Goods and Services Tax Act;

We have also examined compliance with the applicable clause of the following:

- (i) Secretarial Standards issued by The Institute of Company Secretaries of India;
- (ii) The SEBI (Listing Obligations and Disclosures Requirements) Regulations, 2015 issued by SEBI and Listing Agreement entered by the Company with National Stock Exchange of India Limited (hereinafter the "NSE") and BSE Limited (hereinafter the "BSE");

Based on the aforesaid information provided by the Company, we report that during the financial year under report, the Company has complied with the provisions of the above mentioned Act/s, Rules, Regulations, Guidelines, Standards, etc. mentioned above to the extent applicable, except for the matters reported in this report.

We further report that

The Board of Directors of the Company is duly constituted with proper balance of Executive Directors, Non-Executive Directors and Independent Directors. The changes in the composition of the Board of Directors that took place during the period under review, if any, were carried out in compliance with the provisions of the Act.



Adequate notice is given to all directors of schedule of the Board Meetings, agenda and detailed notes on agenda were sent at least seven days in advance except on few occasions where agenda for the Board meeting was circulated to the members of the Board with less than seven days in advance.

As per the minutes of the meetings duly recorded and signed by the Chairman, the decisions at Board Meetings, Committee Meetings and Independent Directors' Meeting were carried out unanimously as recorded in the minutes of the meetings of the Board of Directors or Committees of the Board or Independent Directors meetings as the case may be.

We further report that, based on the information provided and the representation made by the Company, in our opinion there are adequate systems and processes in the Company commensurate with the size and operations of the Company to monitor and ensure compliance with applicable laws, rules, regulations and guidelines.

We further report that during the audit period:

- i. Dr. Shireesh Ambhaikar, Chief Executive Officer and Key Managerial Personnel of the Company has resigned with effect from September 30, 2022;
- ii. Mr. Rajeev Kumar Jain was appointed as Chief Executive Officer and Key Managerial Personnel of the Company with effect from October 3, 2022;
- iii. Mr. Ashish Nayak, Chief Financial Officer and Key Managerial Personnel of the Company has resigned with effect from January 23, 2023;
- iv. Mr. Krishna Raghunathan was appointed as Chief Financial Officer and Key Managerial Personnel of the Company with effect from January 23, 2023;
- v. Mr. Balasaheb Sawant, Whole Time Director and Key Managerial Personnel of the Company have resigned with effect from January 23, 2023;

vi. Mr. Manoj Dorlikar, was appointed as Whole Time Director and Key Managerial Personnel of the Company with effect from January 23, 2023. He resigned on May 26, 2023;

vii. Mr. Balasaheb Sawant, was appointed as Whole Time Director and Key Managerial Personnel of the Company with effect from May 26, 2023;

viii. M/s. Kakaria & Associates LLP, Chartered Accountant, having FRN: 104558W/W100601 were appointed for the second term of 5 years from the conclusion of 14th Annual General Meeting held for the financial year 2022 till the conclusion of 19th Annual General Meeting to be held in the year of 2027;

and there were no other specific events/actions in pursuance of the above referred laws, rules, regulations, guidelines, etc. having a major bearing on the Company's affairs.

**For DSM & Associates,**

Company Secretaries  
UCN No.P2015MH038100  
Peer Review No.2229/2022.

**CS Sanam Umbargikar**

Partner  
M.No.11777.  
CP No.9394.  
UDIN:F011777E000819144.

Date: August 3, 2023.

Place: Mumbai.



## ANNEXURE III

# Annual Report on Corporate Social Responsibility (CSR) Activities

## 1. Brief outline on CSR Policy of the Company:

The Corporate Social Responsibility Committee had formulated and recommended to the Board, a Corporate Social Responsibility Policy ("CSR Policy") in compliance with Section 135 of the Companies Act, 2013 (the Act) read with the Companies (Corporate Social Responsibility Policy), Rules 2014 (the CSR Rules). Supriya Lifescience Limited ("SLL") is vigilant in its enforcement towards corporate principles and is committed towards sustainable development. At SLL, we know that we cannot prepare any business, our clients' or our own for the future of work without also considering the future of our planet and our society.

As a socially responsible corporate citizen, the Company is committed to the core values of collective progress and welfare. Corporate Social Responsibility ("CSR") is defined as the integration of business operations and values, whereby the interests of all stakeholders including investors, customers, employees, the community and the environment are reflected in the company's policies and actions.

The Company aims to undertake initiatives that create sustainable growth of the environment and empowers the under privileged sections of society. The Company's CSR initiatives also address the challenge of capacity building and securing sustainable livelihoods of unprivileged sections of the society around its manufacturing units.

## 2. Composition of CSR Committee:

Sr. No.	Name of Director	Position	Nature of Directorship	meetings of CSR Committee held during the year	Number of meetings of CSR Committee attended during the year
1.	Dr. Satish Waman Wagh	Chairman	Chairman & Managing Director	1	1
2.	Dr. Saloni Satish Wagh	Member	Whole Time Director	1	1
3.	Mr. Kedar Shankar Karmarkar	Member	Independent Director	1	1

## 3. Provide the web-link where Composition of CSR committee, CSR Policy and CSR projects approved by the board are disclosed on the website of the company:

Composition of CSR committee	<a href="https://supriyalifescience.com/wp-content/uploads/2021/12/Committees-of-the-Board.pdf">https://supriyalifescience.com/wp-content/uploads/2021/12/Committees-of-the-Board.pdf</a>
CSR Policy	<a href="https://supriyalifescience.com/wp-content/uploads/2021/12/CSR-Policy.pdf">https://supriyalifescience.com/wp-content/uploads/2021/12/CSR-Policy.pdf</a>
CSR projects approved by the board of the Company	<a href="https://supriyalifescience.com/wp-content/uploads/2022/08/Annual-Action-Plan-FY-2022-23.pdf">https://supriyalifescience.com/wp-content/uploads/2022/08/Annual-Action-Plan-FY-2022-23.pdf</a>

## 4. Provide the details of Impact assessment of CSR projects carried out in pursuance of sub-rule (3) of rule 8 of the Companies (Corporate Social Responsibility Policy) Rules, 2014, if applicable:

The requirement of carrying out the Impact assessment of CSR projects in pursuance of sub-rule (3) of rule 8 of the Companies (Corporate Social Responsibility Policy) Rules, 2014, is not applicable to the company.

## 5. Details of the amount available for set off in pursuance of sub-rule (3) of rule 7 of the Companies (Corporate Social Responsibility Policy) Rules, 2014 and amount required for set off for the financial year, if any:

Sr. No.	Financial Year	Amount available for set-off from preceding financial years (in ₹)	Amount required to be set-off for the financial year, if any (in ₹)
1.	2021-22	N.A.	N.A.

## 6. Average net profit of the company as per section 135(5): ₹1569.17 million

## 7.

(a)	Two percent of average net profit of the company as per section 135(5):	:	₹31.383 million/-
(b)	Surplus arising out of the CSR projects or programmes or activities of the previous financial years	:	Nil
(c)	Amount required to be set off for the financial year, if any:	:	Nil
(d)	Total CSR obligation for the financial year (7a+7b-7c).	:	₹31.383 million/-

## 8. (a) CSR amount spent or unspent for the financial year:

Total Amount Spent for the financial Year. (₹ in million)	Amount Unspent (₹ in million)				
	Total Amount transferred to Unspent CSR Account as per section 135(6).		Amount transferred to any fund specified under Schedule VII as per second proviso to section 135(5).		
	Amount.	Date of transfer.	Name of the Fund	Amount.	Date of transfer.
₹27.101	₹4.283	April 29, 2023	NA	Nil	NA

## (b) Details of CSR amount spent against ongoing projects for the financial year:

Sr. No	(2) Name of the Project	(3) Item from the list of activities in Schedule VII to the Act.	(4) Local area (Yes/No)	(5) Location of the project.		Project duration	Amt allocated for the project (₹ in million)	(7) Amount spent for the project (₹ in million)	(10) Mode of Implementation - Direct (Yes/No).	(11) Mode of Implementation - Through Implementing Agency	
				State	District					Name	CSR Registration number.
1.	Health related activities	(i)	Yes	Maharashtra	Lote, Ratnagiri	2 Years	1.898	0.575	No	Satish Wagh Foundation	CSR00015931
2.					Mumbai	2 years	2.960	-	No	Apex Kidney Foundation	CSR00007267

## (c) Details of CSR amount spent against other than ongoing projects for the financial year:

(1) Sr. No	(2) Name of the Project	(3) Item from the list of activities in Schedule VII to the Act.	(4) Local area (Yes/No)	(5) Location of the project.		(7) Amount spent for the project (₹ in million)	(10) Mode of Implementation - Direct (Yes/No).	(11) Mode of Implementation - Through Implementing Agency	
				State	District			Name	CSR Registration number.
1	Eradicating hunger, poverty and malnutrition, promoting health care including preventive health care and sanitation	(i)	Yes	Maharashtra	Mumbai & Ratnagiri	0.025	Yes	NA	NA
						0.675	No	Satish Wagh Foundation	CSR00015931
						1.000	No	Jaslok Hospital & Research Centre	CSR00004722
						1.988	No	Gowd Saraswat Brahaman Seva Mandal	CSR00001401
						5.000	No	TATA Memorial Centre	CSR00001287
						3.004	No	Shri Vithalrao Joshi Charities Trust	CSR00006248
2	promoting education, including special education and employment enhancing vocation skills especially among children, women, elderly and the differently abled and livelihood enhancement projects.	(ii)	Yes	Maharashtra	Mumbai & Ratnagiri	0.435	Yes	NA	NA
						1.000	No	Prabodhan Goregaon	CSR00011773
						3.084	No	Satish Wagh Foundation	CSR00015931
						0.512	No	Gowd Saraswat Brahaman Seva Mandal	CSR00001401
						2.260	No	Vidya Prasarak Mandal	CSR00025545
3.	Animal Welfare	(iv)	Yes	Maharashtra	Mumbai	0.310	Yes	NA	NA
						2.386	No	Satish Wagh Foundation	CSR00015931
4.	Sports	(vii)	Yes	Maharashtra	Ratnagiri	0.300	No	Satish Wagh Foundation	CSR00015931
5.	Rural Development	(x)	Yes	Maharashtra	Ratnagiri	5.122	No	Satish Wagh Foundation	CSR00015931
TOTAL						27.101			

(d) Amount spent in Administrative Overheads: Nil

(e) Amount spent on Impact Assessment, if applicable : Not Applicable

(f) Total amount spent for the Financial Year (8b+8c+8d+8e): ₹27.101 million

(g) Excess amount for set off, if any

Sr. No.	Particulars	Amount (₹ in million)
(i)	Two percent of average net profit of the company as per section 135(5)	₹31.383
(ii)	Total amount spent for the Financial Year	₹31.384*
(iii)	Excess amount spent for the financial year [(ii)-(i)]	₹0.001
(iv)	Surplus arising out of the CSR projects or programmes or activities of the previous financial years, if any	Nil
(v)	Amount available for set off in succeeding financial years [(iii)-(iv)]	₹0.001

\*including amount of Ongoing project.

**9. a) Details of Unspent CSR amount for the preceding three financial years:**

The CSR amount is not remaining to be spent for the preceding three financial years.

**(b) Details of CSR amount spent in the financial year for ongoing projects of the preceding financial year(s):**

(1) Sr. No.	(2) Project ID	(3) Name of the Project	(4) Financial Year in which the project was commenced.	(5) Project duration	(6) Total amount allocated for the project (in ₹)	(7) Amount spent on the project in the reporting Financial Year (in ₹)	(8) Cumulative amount spent at the end of reporting Financial Year	(9) Status of the project - Completed /Ongoing
1.	FY31.03.2022_1	Medical Centre	F.Y. 2021-2022	3 Years	90,00,000	52,99,516	79,19,516	Ongoing

**10. In case of creation or acquisition of capital asset, furnish the details relating to the asset so created or acquired through CSR spent in the financial year:**

a) Date of creation or acquisition of the capital asset(s): NIL

b) Amount of CSR spent for creation or acquisition of capital asset: NIL

c) Details of the entity or public authority or beneficiary under whose name such capital asset is registered, their address etc: NIL

d) Provide details of the capital asset(s) created or acquired (including complete address and location of the capital asset): NIL

**Specify the reason(s), if the company has failed to spend two per cent of the average net profit as per section 135(5):**

Not applicable, as the company has spent the required CSR amount.

**For and on Behalf of the Board of Directors  
For Supriya Lifescience Limited**

**Dr. Satish Waman Wagh**

Chairman and Managing Director, Chairman- CSR Committee

DIN: 01456982

Date: August 3, 2023

Place: Mumbai

## Annexure IV

# Business Responsibility and Sustainability Report

## SECTION A- GENERAL DISCLOSURES

### I. Details of the listed entity

- I-1. Corporate Identity Number (CIN) of the listed entity- L51900MH2008PLC180452
- I-2. Name of the listed entity- Supriya Lifescience Limited
- I-3. Year of incorporation- 2008
- I-4. Registered office address- 207/208, Udyog Bhavan, Sonawala Road, Goregaon (East), Mumbai – 400063, Maharashtra, India.
- I-5. Corporate address - 207/208, Udyog Bhavan, Sonawala Road, Goregaon (East), Mumbai – 400063, Maharashtra, India.
- I-6. E-mail - [cs@supriyalifescience.com](mailto:cs@supriyalifescience.com)
- I-7. Telephone - 022 40332727
- I-8. Website - [www.supriyalifescience.com](http://www.supriyalifescience.com)
- I-9. Financial year for which reporting is being done - April 1, 2022 – March 31, 2023
- I-10. Name of the Stock Exchange(s) where shares are listed - 1. BSE Limited ("BSE") 2. The National Stock Exchange of India Limited ("NSE")
- I-11. Paid-up Capital - ₹160.97 million
- I-12. Name and contact details (telephone, email address) of the person who may be contacted in case of any queries on the BRSR report.- Dr. Saloni Satish Wagh Whole Time Director Tel. No.: 022 4033 2727 Email id: [supriya@supriyalifescience.com](mailto:supriya@supriyalifescience.com)
- I-13. Reporting boundary - Are the disclosures under this report made on a standalone basis (i.e. only for the entity) or on a consolidated basis (i.e. for the entity and all the entities which form a part of its consolidated financial statements, taken together). - Standalone Basis

### II. Products/services

II-14. Details of business activities (accounting for 90% of the turnover):

S. No.	Description of Main Activity	Description of Business Activity	% of Turnover of the entity
1	Manufacturing of Active Pharmaceutical Ingredients	Manufacturing of Active Pharmaceutical Ingredients	97.98%

II-15. Products/Services sold by the entity (accounting for 90% of the entity's Turnover):

S. No.	Product/Service	NIC Code	% of total Turnover contributed
1	Manufacturing & Sale of Active Pharmaceutical Ingredients	21001	97.98%

### III. Operations

III-16. Number of locations where plants and/or operations/offices of the entity are situated:

Location	Number of Plants	Number of Offices	Total
National	2	1	3
International	0	0	0

III-17. Markets served by the entity: a. Number of locations

Locations	Number
National (No. of States)	12
International (No. of Countries)	86

b. What is the contribution of exports as a percentage of the total turnover of the entity?

80%

c. A brief on types of customers

Our customer base is made up of innovators, various generic formulation suppliers and traders across various geographies.

#### IV. Employees

IV-18. Details as at the end of Financial Year: a. Employees and workers (including differently abled):

No	Particulars	Total(A)	Male		Female	
			No(B)	%(B/A)	No(C)	%(C/A)
<b>Employees</b>						
1	Permanent (D)	244	214	87.70%	30	12.30%
2	Other than Permanent (E)	117	105	89.74%	12	10.26%
3	Total employees (D + E)	361	319	88.37%	42	11.63%
<b>Workers</b>						
1	Permanent (F)	31	31	100.00%	0	0.00%
2	Other than Permanent (G)	0	0	0.0%	0	0.0%
3	Total Workers (F + G)	31	31	100.00%	0	0.00%

IV-18. Details as at the end of Financial Year: b. Differently abled Employees and workers:

No	Particulars	Total(A)	Male		Female	
			No(B)	%(B/A)	No(C)	%(C/A)
<b>Differently Abled Employees</b>						
1	Permanent (D)	0	0	0.0%	0	0.0%
2	Other than Permanent (E)	0	0	0.0%	0	0.0%
3	Total differently abled employees (D + E)	0	0	0.0%	0	0.0%
<b>Differently Abled Workers</b>						
1	Permanent (F)	0	0	0.0%	0	0.0%
2	Other than Permanent (G)	0	0	0.0%	0	0.0%
3	Total Workers (F + G)	0	0	0.0%	0	0.0%

IV-19. Participation/Inclusion/Representation of women

	Total(A)	No. and percentage of Females	
		No(B)	%(B/A)
Board of Directors	10	4	40.00%
Key Management Personnel	3	1	33.33%

IV-20. Turnover rate for permanent employees and workers. (Disclose trends for the past 3 years)

	(Turnover rate in current FY)			(Turnover rate in previous FY)			(Turnover rate in the year prior to the previous FY)		
	Male	Female	Total	Male	Female	Total	Male	Female	Total
Permanent Employees	Not Available			Not Available			Not Available		
Permanent Workers	Not Available			Not Available			Not Available		

Remarks: We are currently not monitoring the turnover rates of employees broken down by employee category, however we will be implementing processes to start monitoring the same from the next year onwards.

## V. Holding, Subsidiary and Associate Companies (including joint ventures)

V-21. (a) Names of holding / subsidiary / associate companies / joint ventures.

S. No.	Name of the holding / subsidiary / associate companies / joint ventures (A)	Indicate whether holding/ Subsidiary/ Associate/ Joint Venture	% of shares held by listed entity	Does the entity indicated at column A, participate in the Business Responsibility initiatives of the listed entity? (Yes/No)
1	NIL	NIL	NIL	NIL

## VI. CSR Details

VI-22. (i). Whether CSR is applicable as per section 135 of Companies Act, 2013: (Yes/No) - Yes

VI-22. (ii). Turnover (in ₹).- ₹4704.27 million

VI-22. (iii). Net worth (in ₹)- ₹6994.58 million

## VII. Transparency and Disclosures Compliances

VII-23. Complaints/Grievances on any of the principles (Principles 1 to 9) under the National Guidelines on Responsible Business Conduct:

Stakeholder group from whom complaint is received	Grievance Redressal Mechanism in Place (Yes/No) (If Yes, then provide web-link for grievance redress policy)	FY 2022-2023			FY 2021-2022		
		Number of complaints filed during the year	Number of complaints pending resolution at close of the year	Remarks	Number of complaints filed during the year	Number of complaints pending resolution at close of the year	Remarks
Communities	Yes	0	0	-	0	0	-
Investors (other than shareholders)	Yes	0	0	-	0	0	-
Shareholders	Yes	4	0	-	153	0	The Company had received Investor complaints pertaining to IPO allotment/ refunds during the financial year and all the complaints were resolved within the regulatory timeline. We have not received any significant complaints from stakeholders in the last financial year.
Employees and workers	Yes	0	0	-	0	0	-
Customers	Yes	0	0	-	0	0	-
Value Chain partners	Yes	0	0	-	0	0	-
Other (please specify)	-	-	-	-	-	-	-

VII-24. Overview of the entity's material responsible business conduct issues. Please indicate material responsible business conduct and sustainability issues pertaining to environmental and social matters that present a risk or an opportunity to your business, rationale for identifying the same, approach to adapt or mitigate the risk along-with its financial implications, as per the following format.

S. No.	Material issue identified	Indicate whether risk or opportunity (R/O)	Rationale for identifying the risk / opportunity	In case of risk, approach to adapt or mitigate	Financial implications of the risk or opportunity (Indicate positive or negative implications)
1	Product Quality and Safety, and Data integrity	Risk	Our ability to meet patient demand, create value, and build trust with our stakeholders is highly dependent on product quality, safety, as well as data integrity. Any shortfalls in these critical areas can have severe consequences on our business and stakeholders	Comprehensive quality improvement and training programme with a focus on historically known gaps and challenges. Proactive identification of potential challenges through periodic reviews and audits conducted internally.	Negative
2	Corporate Governance	Risk	Failure to comply with regulatory and statutory requirements can negatively impact our operations, our ability to raise funding, and the overall value of the company	Laying down effective policies and procedures to ensure compliance and prevent unlawful/ fraudulent activities. Continuous monitoring of compliances to avoid surprises and ensure timely remedial action.	Negative
3	Environmental Sustainability	Risk	The consequences of climate change, biodiversity loss, and over-use of natural resources have the potential to pose significant threats to business continuity and human safety. As such, there is a dire need for sustainable and proactive practices to mitigate risks and ensure a resilient future.	We are focused on incorporating practices to reduce our resource usage as much as possible. One of the ways that we do this is by using biofuels in our boilers, thus reducing GHG emissions during our operations.	Negative
4	Investment in R&D	Opportunity	We build, safeguard, and strengthen our research skills and stimulate innovative thinking across our organisation. This allows us to pursue operational excellence and create value for our stakeholders around the world, in accordance with our purpose of 'Caring for Life'.	-	Positive
5	Community Engagement	Opportunity	Community Engagement enables us to create shared value for our local communities, foster meaningful relationships, support social development, and contribute to the well-being of the areas in which we operate.	-	Positive

## SECTION B- MANAGEMENT AND PROCESS DISCLOSURES

### Policy and management processes

Disclosure Questions	P1	P2	P3	P4	P5	P6	P7	P8	P9
1. a. Whether your entity's policy/principles cover each principle and its core elements of the NGRBCs. (Yes/No)	Yes	Yes	Yes	Yes	Yes	Yes	Yes	Yes	Yes
1. b. Has the policy been approved by the Board? (Yes/No)	Yes	Yes	Yes	Yes	Yes	Yes	Yes	Yes	Yes
1. c. Web Link of the Policies, if available	<a href="http://www.suprivalifescience.com">www.suprivalifescience.com</a>	<a href="http://www.suprivalifescience.com">www.suprivalifescience.com</a>	<a href="http://www.suprivalifescience.com">www.suprivalifescience.com</a>	<a href="http://www.suprivalifescience.com">www.suprivalifescience.com</a>	<a href="http://www.suprivalifescience.com">www.suprivalifescience.com</a>	<a href="http://www.suprivalifescience.com">www.suprivalifescience.com</a>	<a href="http://www.suprivalifescience.com">www.suprivalifescience.com</a>	<a href="http://www.suprivalifescience.com">www.suprivalifescience.com</a>	<a href="http://www.suprivalifescience.com">www.suprivalifescience.com</a>
2. Whether the entity has translated the policy into procedures. (Yes / No)	Yes	Yes	Yes	Yes	Yes	Yes	Yes	Yes	Yes
3. Do the enlisted policies extend to your value chain partners? (Yes/No)	No	No	No	No	No	No	No	No	No
4. Name of the national and international codes/certifications/labels/standards (e.g. Forest Stewardship Council, Fairtrade, Rainforest Alliance, Trustea) standards (e.g. SA 8000, OHSAS, ISO, BIS) adopted by your entity and mapped to each principle.	CDSCO, USFDA, EDQM, NIMPA	-	-	-	-	-	-	-	ISO 9001:2015, CDSCO, USFDA, EDQM, NIMPA
5. Specific commitments, goals and targets set by the entity with defined timelines, if any.	We are currently in the process of assessing our ESG performance, and accordingly we will be developing commitments, goals and targets with defined timelines.								
6. Performance of the entity against the specific commitments, goals and targets along-with reasons in case the same are not met.	The performance will be periodically monitored once the goals and targets are created.								



## Governance, leadership and oversight

<p>7. Statement by director responsible for the business responsibility report, highlighting ESG related challenges, targets and achievements (listed entity has flexibility regarding the placement of this disclosure)</p>	<p>Dear Stakeholders,</p> <p>I am delighted to present Supriya Lifescience Ltd's first Business Responsibility and Sustainability Report. As a business driven by our mission of 'Caring for Life', empathy and a commitment to business responsibility is integral to our corporate ethos. Known for quality and operational excellence, our business has a global footprint that extends beyond 80+ countries. We encourage and stimulate innovative thinking, and are constantly looking to enhance the value that we create for our stakeholders. As a pharmaceutical company, we have a profound responsibility to society, our employees, our partners, and the environment. Being cognizant of this, we are now in the process of inculcating ESG into our business practices.</p> <p>While we are just starting out, we have already made some initial achievements. We are currently using biofuel in our operations, thus reducing our GHG footprint. We have a robust health and safety system, and have trained 100% of workers and 85% of employees with respect to proper health and safety protocols, in order to minimize incidents. Through our innovative approach, we are always looking at ways to improve access and affordability of our products. Our transparency, integrity and strong corporate governance practices make up the underlying foundation behind our ESG journey.</p> <p>We are committed to sustainable value creation for all our stakeholders, and are looking forward towards creating a more responsible and sustainable future.</p> <p>Regards,</p>
<p>8. Details of the highest authority responsible for implementation and oversight of the Business Responsibility policy (ies).</p>	<p>Dr. Saloni Satish Wagh, Whole Time Director</p>
<p>9. Does the entity have a specified Committee of the Board/ Director responsible for decision making on sustainability related issues? (Yes / No). If yes, provide details.</p>	<p>Dr. Saloni Satish Wagh, Whole Time Director</p>

10. Details of Review of NGRBCs by the Company: Indicate whether review was undertaken by Director / Committee of the Board/ Any other Committee

Subject for Review	Indicate whether review was undertaken by Director / Committee of the Board/ Any other Committee									Frequency (Annually/ Half yearly/ Quarterly/ Any other – please specify)								
	P1	P2	P3	P4	P5	P6	P7	P8	P9	P1	P2	P3	P4	P5	P6	P7	P8	P9
Performance against above policies and follow up action	Director									Annually								
Compliance with statutory requirements of relevance to the principles, and, rectification of any non-compliances	Director									Annually								

Remarks: The Board assesses the policies of the Company at the required intervals. The Policies effective implementation is assessed and requisite amendments/modifications are adopted by the Board of Directors at their meeting.

11. Has the entity carried out independent assessment/ evaluation of the working of its policies by an external agency? (Yes/No). If yes, provide name of the agency.

Sr. no	P1	P2	P3	P4	P5	P6	P7	P8	P9
1	No								

12. If answer to question (1) above is No i.e. not all Principles are covered by a policy, reasons to be stated:

Questions	P1	P2	P3	P4	P5	P6	P7	P8	P9
The entity does not consider the Principles material to its business (Yes/No)	Not Applicable								
The entity is not at a stage where it is in a position to formulate and implement the policies on specified principles (Yes/No)									
The entity does not have the financial or/human and technical resources available for the task (Yes/No)									
It is planned to be done in the next financial year (Yes/No)									
Any other reason (please specify)									

## SECTION C: PRINCIPLE WISE PERFORMANCE DISCLOSURE

**PRINCIPLE 1 Businesses should conduct and govern themselves with integrity, and in a manner that is Ethical, Transparent and Accountable.**

### Essential Indicators

EI-1. Percentage covered by training and awareness programmes on any of the Principles during the financial year:

Segment	Total number of training and awareness programs held	Topics/principles covered under the training and its impact	Percentage of persons in respective category covered by the awareness programmes
Board of directors	2	Code of Conduct, Prevention of Sexual Harassment (POSH). This enables our Board to ensure that responsible, ethical and fair conduct is being adhered to throughout the company.	100%
Key Managerial personnel	3	Code of Conduct, Unpublished Price Sensitive Information (UPSI), Prevention of Sexual Harassment (POSH) to ensure that responsible, ethical and fair conduct is being adhered to throughout the company.	100%
Employees other than BoD and KMPs	3	Code of Conduct, Prevention of Sexual Harassment (POSH), Health & Safety. These trainings guide our employees with respect to their conduct in the workplace. In addition, Health and Safety trainings are held to ensure that the team is aware of the proper safety norms and protocols and ensure safety at all times.	80%
Workers	3	Code of Conduct, Prevention of Sexual Harassment (POSH), Health & Safety. These trainings guide our employees with respect to their conduct in the workplace. In addition, Health and Safety trainings are held to ensure that the team is aware of the proper safety norms and protocols and ensure safety at all times.	80%

EI-2. Details of fines / penalties /punishment/ award/ compounding fees/ settlement amount paid in proceedings (by the entity or by directors / KMPs) with regulators/ law enforcement agencies/ judicial institutions, in the financial year, in the following format (Note: the entity shall make disclosures on the basis of materiality as specified in Regulation 30 of SEBI (Listing Obligations and Disclosure Obligations) Regulations, 2015 and as disclosed on the entity's website)

### Monetary

Category	NGRBC Principle	Name of the regulatory/ enforcement agencies/ judicial institutions	Amount (In ₹)	Brief of the Case	Has an appeal been preferred? (Yes/No)
Penalty/ Fine	Nil	Nil	Nil	Nil	Nil
Settlement	Nil	Nil	Nil	Nil	Nil
Compounding fee	Nil	Nil	Nil	Nil	Nil

**Non-Monetary**

Category	NGRBC Principle	Name of the regulatory/ enforcement agencies/ judicial institutions	Brief of the Case	Has an appeal been preferred? (Yes/No)
Imprisonment	Nil	Nil	Nil	Nil
Punishment	Nil	Nil	Nil	Nil

El-3. Of the instances disclosed in Question 2 above, details of the Appeal/ Revision preferred in cases where monetary or non-monetary action has been appealed.

Sr. no	Case Details	Name of the regulatory/ enforcement agencies/ judicial institutions
1	NA	NA

El-4. Does the entity have an anti-corruption or anti-bribery policy? If yes, provide details in brief and if available, provide a web link to the policy.-

ANTI-BRIBERY AND ANTI-CORRUPTION POLICY : It is our policy to conduct all of our business in an honest and ethical manner. We take a zero-tolerance approach to bribery and corruption and are committed to acting professionally, fairly and with integrity in all our relationships and business dealings wherever we operate and to implementing and enforcing systems to counter bribery. We will uphold all laws relevant to countering bribery and corruption. We remain bound by the applicable Indian and international laws in respect of our conduct both at home and abroad.

El-5. Number of Directors/KMPs/employees/workers against whom disciplinary action was taken by any law enforcement agency for the charges of bribery/ corruption:

Category	(Current Financial Year)	(Previous Financial Year)
Directors	0	0
KMPs	0	0
Employees	0	0
Workers	0	0

El-6. Details of complaints with regard to conflict of interest:

Category	Number (CY)	Remarks (CY)	Number (PY)	Remarks (PY)
Number of complaints received in relation to issues of Conflict of Interest of the Directors	Nil	-	Nil	-
Number of complaints received in relation to issues of Conflict of Interest of the KMPs	Nil	-	Nil	-

El-7. Provide details of any corrective action taken or underway on issues related to fines / penalties / action taken by regulators/ law enforcement agencies/ judicial institutions, on cases of corruption and conflicts of interest.-

NIL

**Leadership Indicators**

LI-1. Awareness programmes conducted for value chain partners on any of the Principles during the financial year:

Sr. no	Total number of awareness programmes held	Topics / principles covered under the training	%age of value chain partners covered (by value of business done with such partners) under the awareness programmes
1	0	-	0

LI-2. Does the entity have processes in place to avoid/ manage conflict of interests involving members of the Board? (Yes/No) If Yes, provide details of the same.-

Yes, the Company has in place a 'Code of Conduct for Board Members and Senior Management' and a 'Related Party Transaction Policy', which are applicable to our board members. Transactions with the board members or any entity in which such board members are concerned or interested are required to be approved by the Audit Committee and the Board of Directors. In such cases, the interested directors abstain themselves from the discussions at the meeting. The weblink of the abovementioned policies are mentioned below: Code of Conduct for Board Members and Senior Management: <https://supriyalifescience.com/wp-content/uploads/2021/09/Code-of-Conduct-for-Directors-and-Senior-Management.pdf> Related Party Transaction Policy: <https://supriyalifescience.com/wp-content/uploads/2022/06/Policy-on-Related-Party-Transactions.pdf>

## PRINCIPLE 2 Businesses should provide goods and services in a manner that is sustainable and safe

### Essential Indicators

El-1. Percentage of R&D and capital expenditure (capex) investments in specific technologies to improve the environmental and social impacts of product and processes to total R&D and capex investments made by the entity, respectively.

Category	Current Financial Year	Previous Financial Year	Details of improvements in environmental and social impacts
R&D	0.92	3.16	Improvement in Environmental impact parameters such as Water, Air, Hazardous.
Capex	99.08	96.84	To improve the Emission absorption system, a healthy and safe environment for workers

El-2.a. Does the entity have procedures in place for sustainable sourcing? (Yes/No)- Yes

El-2.b. If yes, what percentage of inputs were sourced sustainably?- 60%

El-3. Describe the processes in place to safely reclaim your products for reusing, recycling and disposing at the end of life, for (a) Plastics (including packaging) (b) E-waste (c) Hazardous waste and (d) other waste.-

1. Plastics (including packaging): The recycling and disposal of the plastics (including packaging) is carried out as per the Central Government rules and the provisions of the Plastic Waste Management Rules.
2. E-Waste: E-waste is disposed off through a registered recycler.
3. Hazardous Waste: Hazardous waste is disposed off to Treatment, storage, and disposal facility (TSDF) or authorized cement industries for further treatment and disposal or compressing.
4. Other Waste: Bio-medical waste is disposed off through authorized common bio-medical waste facilities

El-4. Whether Extended Producer Responsibility (EPR) is applicable to the entity's activities (Yes / No). If yes, whether the waste collection plan is in line with the Extended Producer Responsibility (EPR) plan submitted to Pollution Control Boards? If not, provide steps taken to address the same.-

Yes, As per CTO, Generated waste is sent to the authorized party on a quarterly basis and the same is reported to the Pollution Control Board through a manifest.

### Leadership Indicators

LI-2. If there are any significant social or environmental concerns and/or risks arising from production or disposal of your products / services, as identified in the Life Cycle Perspective / Assessments (LCA) or through any other means, briefly describe the same along-with action taken to mitigate the same.

S. No.	Name of Product / Service	Description of the risk / concern	Action Taken
1	1. Chlorpheniramine Maleate. 2. Salbutamol Sulphate. 3. Riboflavin 4. Phosphate. 5. Methyl Cobalamin. 6. Dex Chlorpheniramine	GWP contribution in most of the units is due to indirect emission due to electricity, and raw materials.	1. Improved technologies for the unit operations: Process intensification approach like integrating unit operations and increasing process efficiency of reactor can be explored. 2. Change of Equipment/ operating strategies: Green chemistry/ engineering principles employed to optimize operating condition.

LI-3. Percentage of recycled or reused input material to total material (by value) used in production (for manufacturing industry) or providing services (for service industry).

Indicate input material	Recycled or re-used input material to total material	
	FY2022-2023	FY2021-2022
Isopropyl Alcohol.	80%	75%
O-Xylene	95%	80%
Methanol	85%	80%

LI-4. Of the products and packaging reclaimed at end of life of products, amount (in metric tons) reused, recycled, and safely disposed, as per the following format:

	FY2022-2023			FY2021-2022		
	Re-Used	Recycled	Safely Disposed	Re-Used	Recycled	Safely Disposed
Plastics (including packaging)	Nil	Nil	0.4 MT/A	Nil	Nil	0.3 MT/A
E-waste	Nil	Nil	0.8 MT/A	Nil	Nil	Nil
Hazardous waste	Nil	Nil	3.2 MT /A	Nil	Nil	6.96 MT /A
Other waste	Nil	Nil	Nil	Nil	Nil	Nil

## PRINCIPLE 3 Businesses should respect and promote the well-being of all employees, including those in their value chains

### Essential Indicators

El-1. a. Details of measures for the well-being of employees (Permanent Employees).

Category	% of employees covered by										
	Total (A)	Health insurance		Accident insurance		Maternity benefits		Paternity benefits		Day Care facilities	
		Number (B)	% (B / A)	Number (C)	% (C / A)	Number (D)	% (D / A)	Number (E)	% (E / A)	Number (F)	% (F / A)
<b>Permanent Employees</b>											
Male	214	0	0.00%	188	87.85%	0	0.00%	0	0.00%	0	0.00%
Female	30	0	0.00%	17	56.67%	30	100.00%	0	0.00%	0	0.00%
Total	244	0	0.00%	205	84.02%	30	12.30%	0	0.00%	0	0.00%
<b>Other than permanent Employees</b>											
Male	105	0	0.00%	99	94.29%	0	0.00%	0	0.00%	0	0.00%
Female	12	0	0.00%	9	75.00%	12	100.00%	0	0.00%	0	0.00%
Total	117	0	0.00%	108	92.31%	12	10.26%	0	0.00%	0	0.00%

El-1.b. Details of measures for the well-being of workers. (Permanent Workers).

Category	% of employees covered by										
	Total (A)	Health insurance		Accident insurance		Maternity benefits		Paternity benefits		Day Care facilities	
		Number (B)	% (B / A)	Number (C)	% (C / A)	Number (D)	% (D / A)	Number (E)	% (E / A)	Number (F)	% (F / A)
<b>Permanent Employees</b>											
Male	31	0	0.00%	31	100.00%	0	0.00%	0	0.00%	0	0.00%
Female	0	0	0.0%	0	0.0%	0	0.0%	0	0.0%	0	0.0%
Total	31	0	0.0%	0	0.0%	0	0.0%	0	0.0%	0	0.0%
<b>Other than permanent Employees</b>											
Male	0	0	0.0%	0	0.0%	0	0.0%	0	0.0%	0	0.0%
Female	0	0	0.0%	0	0.0%	0	0.0%	0	0.0%	0	0.0%
Total	0	0	0.0%	0	0.0%	0	0.0%	0	0.0%	0	0.0%

El-2. Details of retirement benefits, for Current FY and Previous Financial Year.

Benefits	No. of employees covered as a % of total employees. (CY)	No. of workers covered as a % of total workers. (CY)	Deducted and deposited with the authority (Y/N/N.A.). (CY)	No. of employees covered as a % of total employees. (PY)	No. of workers covered as a % of total workers. (PY)	Deducted and deposited with the authority (Y/N/N.A.). (PY)
PF	92%	100%	Yes	90%	0	Yes
Gratuity	100%	100%	Yes	100%	0	Yes
ESI	45%	0	Yes	1%	0	Yes
Others – please specify	0	0	-	0	0	-

El-3. Are the premises / offices of the entity accessible to differently abled employees and workers, as per the requirements of the Rights of Persons with Disabilities Act, 2016? If not, whether any steps are being taken by the entity in this regard.-

No, our premises are currently not accessible to differently abled employees and workers.

El-4. Does the entity have an equal opportunity policy as per the Rights of Persons with Disabilities Act, 2016? If so, provide a web-link to the policy.-

Yes, the same can be accessed at <https://supriyalifescience.com/investor-relation/corporate-governance/others/#1631718341575-b30ffa5c-fc01>

EI-5. Return to work and Retention rates of permanent employees and workers that took parental leave.

Gender	Permanent employees		Permanent workers	
	Return to work rate	Retention rate	Return to work rate	Retention rate
Male	0	0	0	0
Female	0	0	0	0
Total	0	0	0	0

EI-6. Is there a mechanism available to receive and redress grievances for the following categories of employees and worker? If yes, give details of the mechanism in brief.

Category	Yes/No (If Yes, then give details of the mechanism in brief)
Permanent Workers	Yes, covered under Grievance Redressal Policy
Other than Permanent Workers	Yes, covered under Grievance Redressal Policy
Permanent Employees	Yes, covered under Grievance Redressal Policy
Other than Permanent Employees	Yes, covered under Grievance Redressal Policy

EI-7. Membership of employees and worker in association(s) or Unions recognised by the listed entity:

Category	FY2022-2023			FY2021-2022		
	Total employees / workers in respective category (A)	No. of employees / workers in respective category, who are part of association(s) or Union(B)	% (B / A)	Total employees / workers in respective category (C)	No. of employees / workers in respective category, who are part of association(s) or Union(D)	%(D / C)
Total Permanent Employees	244	0	0%	204	0	0%
- Male	214	0	0%	163	0	0%
- Female	30	0	0%	41	0	0%
Total Permanent Workers	31	0	0%	33	0	0%
- Male	31	0	0%	33	0	0%
- Female	0	0	0%	0	0	0%

EI-8. Details of training given to employees and workers:

Category	FY2022-2023					FY2021-2022				
	Total (A)	On Health and safety measures		On Skill upgradation		Total (D)	On Health and safety measures		On Skill upgradation	
		No. (B)	% (B / A)	No. (C)	% (C / A)		No. (E)	% (E / D)	No. (F)	% (F / D)
<b>Employees</b>										
Male	319	287	89.97%	0	0.00%	297	139	46.80%	0	0.00%
Female	42	21	50.00%	0	0.00%	44	21	47.73%	0	0.00%
Total	361	308	85.32%	0	0.00%	341	160	46.92%	0	0.00%
<b>Workers</b>										
Male	31	31	100.00%	0	0.00%	33	33	100.00%	0	0.00%
Female	0	0	0.0%	0	0.0%	0	0	0.0%	0	0.0%
Total	31	31	100.00%	0	0.00%	33	33	100.00%	0	0.0%

Remarks: While approximately 80% of our employees and workers have been trained on topics such as POSH and Health and Safety, we don't have the breakdown by gender. However, we will be creating processes to ensure collection of this data in the near future.

El-9. Details of performance and career development reviews of employees and workers

Category	FY2022-2023			FY2021-2022		
	Total (A)	No. (B)	% (B / A)	Total (C)	No. (D)	% (D / C)
<b>Employees</b>						
Male	319	319	100.00%	297	297	100.00%
Female	42	42	100.00%	44	44	100.00%
Total	361	361	100.00%	341	341	100.00%
<b>Workers</b>						
Male	31	31	100.00%	33	33	100.00%
Female	0	0	0.0%	0	0	0.0%
Total	31	31	100.00%	33	33	100.00%

El-10.a. Whether an occupational health and safety management system has been implemented by the entity? (Yes/ No). If yes, the coverage such system?-

Yes,

- i) Occupational health center provided, Pre- employment and periodically occupational health checkup of employees.
- ii) Fully equipped Ambulance van is in place.
- iii) Appointed medical officer.
- iv) Hygienic and adequate sanitary facilities to all employees.
- v) Occupational exposure monitoring.
- vi) Work permit system .
- vii) Mock drills,
- viii) HAZOP & risk assessment.
- ix) Safety audits.
- x) Fire Hydrant, suppression, Gas detection systems, etc placed in site.
- xi) Imparted employee's awareness training.

El-10.b. What are the processes used to identify work-related hazards and assess risks on a routine and non-routine basis by the entity?-

Training and HAZOP & risk Assessment carried out by external and internal.

El-10.c. Whether you have processes for workers to report the work related hazards and to remove themselves from such risks. (Y/N)-

Yes, i) Safety Violation Procedure, and Safety committee procedure is available, looking into complaint made on the likelihood of imminent dangers to the safety and health of the workers and suggests corrective measures. ii) additionally, suggestion/complaint box available.

El-10.d. Do the employees/ worker of the entity have access to non-occupational medical and healthcare services? (Yes/ No)-

Yes, Carried out premedical, quarterly and annual medical checkup of all employees.

El-11. Details of safety related incidents, in the following format:

Safety Incident/Number	Category	FY2022-2023	FY2021-2022
Lost Time Injury Frequency Rate (LTIFR) (per one million-person hours worked)	Employees	Not Available	
	Workers		
Total recordable work-related injuries	Employees		
	Workers		
No. of fatalities	Employees		
	Workers		
High consequence work-related injury or ill-health (excluding fatalities)	Employees		
	Workers		

Remark: Currently we don't have data on the safety-related incidents, however we are working on developing processes to monitor this periodically.

El-12. Describe the measures taken by the entity to ensure a safe and healthy work place. –

Periodically doing workplace, noise level monitoring, environmental monitoring, ergonomically hazardous monitoring,

El-13. Number of complaints on the following made by employees and workers

Category	FY2022-2023			FY2021-2022		
	Filed during the year	Pending resolution at the end of year	Remarks	Filed during the year	Pending resolution at the end of year	Remarks
Working Conditions	0	0	None received	0	0	None received
Health & Safety	0	0	None received	0	0	None received

El-14. Assessments for the year:

Category	% of your plants and offices that were assessed (by entity or statutory authorities or third parties)
Health and safety practices	100%
Working Conditions	0

Remarks: There were two visits done to assess the plants and offices.

El-15. Provide details of any corrective action taken or underway to address safety-related incidents (if any) and on significant risks / concerns arising from assessments of health & safety practices and working conditions.-

No such corrective actions have needed to be undertaken regarding health and safety practices.

### Leadership Indicators

LI-1. Does the entity extend any life insurance or any compensatory package in the event of death of (A) Employees (Y/N) (B) Workers (Y/N).-

Yes

## PRINCIPLE 4: Businesses should respect the interests of and be responsive to all its stakeholders

### Essential Indicators

El-1. Describe the processes for identifying key stakeholder groups of the entity.-

Internal and External group of Stakeholders have been identified. Presently, the given stakeholders group have the immediate impact on the operations and working of the Company. The primary stakeholders in Company include investors, board members, workers, clients, suppliers, the community, and regulators.

El-2. List stakeholder groups identified as key for your entity and the frequency of engagement with each stakeholder group.

S. No.	Stakeholder Group	Whether identified as Vulnerable & Marginalized Group (Yes/ No)	Channels of communication Email, SMS, Newspaper, Pamphlets, Advertisement, Community Meetings, Notice Board, Website), Other	Frequency of engagement (Annually/ Half yearly/ Quarterly / others – please specify)	Purpose and scope of engagement including key topics and concerns raised during such engagement
1	Investors/ Shareholders	No	Annual General Meeting, Stock Exchange Intimations, Annual Report, Email, Company Website	Annually/ Half yearly/ Quarterly/ Need-based	Share price appreciation, dividends, profitability and financial stability, corporate governance, regulatory compliance and overall Company performance.



S. No.	Stakeholder Group	Whether identified as Vulnerable & Marginalized Group (Yes/ No)	Channels of communication Email, SMS, Newspaper, Pamphlets, Advertisement, Community Meetings, Notice Board, Website), Other	Frequency of engagement (Annually/ Half yearly/ Quarterly / others – please specify)	Purpose and scope of engagement including key topics and concerns raised during such engagement
2	Employees	No	Email & Website, In person meetings	Ongoing	Innovation, Operational efficiency, improvement area, Long-term strategy plans, training and awareness, responsible marketing, brand communication, health, safety and engagement initiatives.
3	Customers	No	Website, Distributor/retailer/ direct customer/visits, customer plant visit, helpdesk, information on packaging, customer survey	Ongoing	Product quality and availability, responsiveness to needs, aftersales service, responsible guidelines/manufacturing, life cycle assessment
4	Suppliers	No	Email & Website, In person meetings, con-call meetings, Vendor meets	Ongoing	Quality, timely delivery and payments, ESG consideration (sustainability, safety checks, compliances, ethical behavior), ISO standards, collaboration and digitalisation opportunities
5	Government and Regulators	No	E-mails and letters, Conferences, Industry forums, Regulatory filings, Meetings with officials, and Representations	On a need basis	Regulatory filings, legislations, ESG practices, frameworks for sustainability and beyond compliance, skill and capacity building, employment, environmental measures, policy advocacy, timely contribution to local infrastructure, proactive engagement
6	Communities	No	Physical meetings, Digital interactions	On a need basis	Livelihood support, disaster relief, CSR activities with a focus on health, education, sanitation and infrastructure development.

## Leadership Indicators

LI-1. Provide the processes for consultation between stakeholders and the Board on economic, environmental, and social topics or if consultation is delegated, how is feedback from such consultations provided to the Board.-

The Company management regularly interacts with key stakeholders i.e. investors, customers, suppliers, employees, etc. and has constantly prioritized the engagement with stakeholders as demonstrated by its corporate philosophy in conducting business with morality and responsibility towards society as a good citizen, implementing the code of conduct as a basis of work for all employees, employing the good corporate governance as a principle of management and exercising the sustainable development.

## PRINCIPLE 5 Businesses should respect and promote human rights

### Essential Indicators

El-1. Employees and workers who have been provided training on human rights issues and policy(ies) of the entity, in the following format:

Category	FY2022-2023			FY2021-2022		
	Total (A)	No. of employees / workers covered (B)	%(B / A)	Total (C)	No. of employees / workers covered (D)	%(D / C)
<b>Employees</b>						
Permanent	244	244	100.00%	204	204	100.00%
Other than permanent	117	117	100.00%	137	137	100.00%
<b>Total Employees</b>	<b>361</b>	<b>361</b>	<b>100.00%</b>	<b>341</b>	<b>341</b>	<b>100.00%</b>
<b>Workers</b>						
Permanent	31	31	100.00%	33	33	100.00%
Other than permanent	0	0	0.0%	0	0	0.0%
<b>Total Workers</b>	<b>31</b>	<b>31</b>	<b>100.00%</b>	<b>33</b>	<b>33</b>	<b>100.00%</b>

El-2. Details of minimum wages paid to employees, in the following format:

Category	FY2022-2023					FY2021-2022				
	Total (A)	Equal to Minimum Wage		More than Minimum Wage		Total (D)	Equal to Minimum Wage		More than Minimum Wage	
		No. (B)	%(B / A)	No. (C)	%(C / A)		No.(E)	%(E / D)	No.(F)	%(F / D)
<b>Employees</b>										
<b>Permanent</b>	244	0	0.00%	244	100.00%	204	0	0.00%	204	100.00%
Male	214	0	0.00%	214	100.00%	163	0	0.00%	163	100.00%
Female	30	0	0.00%	30	100.00%	41	0	0.00%	41	100.00%
<b>Other than Permanent</b>	117	0	0.00%	117	100.00%	137	0	0.00%	135	98.54%
Male	105	0	0.00%	105	100.00%	134	0	0.00%	134	100.00%
Female	12	0	0.00%	12	100.00%	3	0	0.00%	1	33.33%
<b>Workers</b>										
<b>Permanent</b>	31	0	0.00%	31	100.00%	33	0	0.00%	33	100.00%
Male	31	0	0.00%	31	100.00%	33	0	0.00%	33	100.00%
Female	0	0	0.0%	0	0.0%	0	0	0.0%	0	0.0%
<b>Other than Permanent</b>	0	0	0.0%	0	0.0%	0	0	0.0%	0	0.0%
Male	0	0	0.0%	0	0.0%	0	0	0.0%	0	0.0%
Female	0	0	0.0%	0	0.0%	0	0	0.0%	0	0.0%

El-3. Details of remuneration/salary/wages, in the following format:

	Male		Female	
	Number	Median remuneration/ salary/ wages of respective category	Number	Median remuneration/ salary/ wages of respective category
Board of Directors (BoD)	2	66.35	3	14.89
Key Managerial Personnel	2	18.79	1	1.00
Employees other than BoD and KMP	319	0.28 (including workers)	34	0.33
Workers	31	Please see above	0	0

Remarks: Data is provided in ₹ million.

EI-4. Do you have a focal point (Individual/ Committee) responsible for addressing human rights impacts or issues caused or contributed to by the business? (Yes/No)-

No

EI-5. Describe the internal mechanisms in place to redress grievances related to human rights issues.-

At Supriya Lifescience Ltd., periodic visits are done by the Management to all of the facilities to ensure that all policies and procedures are being adhered to. We provide human rights training to our staff, and in addition, the premises are constantly monitored using CCTV cameras to ensure that there are no human rights violations occurring. Lastly, in case of any grievance, the staff approaches the management with respect to any grievances, and the management is responsible for redressal of the same.

EI-6. Number of Complaints on the following made by employees and workers:

Category	FY2022-2023			FY2021-2022		
	Filed during the year	Pending resolution at the end of year	Remarks	Filed during the year	Pending resolution at the end of year	Remarks
Sexual Harassment	0	0	-	0	0	-
Discrimination at workplace	0	0	-	0	0	-
Child Labour	0	0	-	0	0	-
Forced Labour/ Involuntary Labour	0	0	-	0	0	-
Wages	0	0	-	0	0	-
Other human rights related issues	0	0	-	0	0	-

EI-7. Mechanisms to prevent adverse consequences to the complainant in discrimination and harassment cases.-

We are committed to ensuring a workplace that is safe for all of our staff and free from discrimination. Should there be any complaint filed with respect to discrimination or harassment, an Internal Complaints Committee oversees the process, in a way that ensures that the confidentiality of the Complainant is maintained throughout. Stringent protocols are followed to ensure that the complainant does not face any adverse consequences during the process or after.

EI-8. Do human rights requirements form part of your business agreements and contracts? (Yes/No)-

Yes

EI-9. Assessments for the year:

Category	% of your plants and offices that were assessed (by entity or statutory authorities or third parties)
Child labour	100%
Forced/involuntary labour	100%
Sexual harassment	100%
Discrimination at workplace	100%
Wages	100%
Others – please specify	-

EI-10. Provide details of any corrective actions taken or underway to address significant risks / concerns arising from the assessments at Question 9 above.-

No corrective actions were required to be undertaken as no significant risks/concerns arose from the assessment

## PRINCIPLE 6: Businesses should respect and make efforts to protect and restore the environment

### Essential Indicators

El-1. Details of total energy consumption (in Joules or multiples) and energy intensity.

Parameter	FY2022-2023	FY2021-2022
Total electricity consumption (A)	50892.3	38416.92
Total fuel consumption (B)	76566.810	60307.400
Energy consumption through other sources ( C )	0	0
Total energy consumption (A+B+C)	127459.11	98724.32
Energy intensity per rupee of turnover (Total energy consumption/ turnover in rupees)	27.09 GJ / Million	18.36 GJ / Million

El-1. Indicate if any independent assessment/ evaluation/assurance has been carried out by an external agency? (Y/N) If yes, name of the external agency.-

No

El-2. Does the entity have any sites / facilities identified as designated consumers (DCs) under the Performance, Achieve and Trade (PAT) Scheme of the Government of India? (Y/N) If yes, disclose whether targets set under the PAT scheme have been achieved. In case targets have not been achieved, provide the remedial action taken, if any.-

No

El-3. Provide details of the following disclosures related to water, in the following format: Water withdrawal by source (in kilolitres)

Parameter	FY2022-2023	FY2021-2022
<b>Water withdrawal by source (in kilolitres)</b>		
(i) Surface water	0	0
(ii) Groundwater	0	0
(iii) Third party water	0	0
(iv) Seawater / desalinated water	0	0
(v) Others	84771	61592
Total volume of water withdrawal (in kilolitres) (i + ii + iii + iv + v)	84771	61592
Total volume of water consumption (in kilolitres)	84771	61592
Water intensity per rupee of turnover (Water consumed / turnover)	18.0200 KL / Million	11.4563 KL / Million
Water intensity (optional) – the relevant metric may be selected by the entity. KL / of	Infinity	Infinity

El-3. Indicate if any independent assessment/ evaluation/assurance has been carried out by an external agency? (Y/N) If yes, name of the external agency.-

No

El-4. Has the entity implemented a mechanism for Zero Liquid Discharge? If yes, provide details of its coverage and implementation.-

No

El- 5. Please provide details of air emissions (other than GHG emissions) by the entity, in the following format:

Parameter	Please specify unit	Current Financial Year	Previous Financial Year
NOx	Mg/Nm <sup>3</sup>	27.69	27.17
SOx	Kg/day	0.55	0.305
Particulate matter (PM)	Mg/Nm <sup>3</sup>	65.29	64.60
Persistent organic pollutants (POP)	-	-	-
Volatile organic compounds (VOC)	-	-	-
Hazardous air pollutants (HAP)	-	-	-
Others – please specify	-	-	-

EI-5. Indicate if any independent assessment/ evaluation/assurance has been carried out by an external agency? (Y/N) If yes, name of the external agency.-

No

EI-6. Provide details of greenhouse gas emissions (Scope 1 and Scope 2 emissions) & its intensity, in the following format:

Parameter	Unit	FY 2022-2023	FY 2021-2022
Total Scope 1 emissions (Break-up of the GHG into CO <sub>2</sub> , CH <sub>4</sub> , N <sub>2</sub> O, HFCs, PFCs, SF <sub>6</sub> , NF <sub>3</sub> , if available)	tCO <sub>2</sub> e	490.206	315.257
Total Scope 2 emissions (Break-up of the GHG into CO <sub>2</sub> , CH <sub>4</sub> , N <sub>2</sub> O, HFCs, PFCs, SF <sub>6</sub> , NF <sub>3</sub> , if available)	tCO <sub>2</sub> e	11450.77	8643.81
Total Scope 1 and Scope 2 emissions per rupee of turnover	tCO <sub>2</sub> e / rupee of turnover	2.5383 tCO <sub>2</sub> e / Million	1.6664 tCO <sub>2</sub> e / Million

EI-6. Indicate if any independent assessment/ evaluation/assurance has been carried out by an external agency? (Y/N) If yes, name of the external agency.-

No

EI-7. Does the entity have any project related to reducing Green House Gas emission? If Yes, then provide details.-

No

EI-8. Provide details related to waste management by the entity, in the following format:

Parameter	FY2022-2023	FY2021-2022
<b>Total Waste generated (in metric tonnes)</b>		
Plastic waste (A)	8	6
E-waste(B)	2	1.2
Bio-medical waste (C)	0.05	0.01
Construction and demolition waste (D)	16	11
Battery waste (E)	0.75	0.2
Radioactive waste (F)	0	0
Other Hazardous waste.Please specify, if any. (G)	13.671	6.971
Other Non-hazardous waste generated (H). Please specify, if any.(Break-up by composition i.e. by materials relevant to the sector)	255	151.5
<b>Total (A + B + C + D + E + F + G + H)</b>	<b>295.471</b>	<b>176.881</b>

**For each category of waste generated, total waste recovered through recycling, re-using or other recovery operations (in metric tonnes)**

<b>Category of waste - Plastic</b>		
(i) Recycled	NA	NA
(ii) Re-used	NA	NA
(iii) Other recovery operations	NA	NA
<b>Total</b>	<b>NA</b>	<b>NA</b>
<b>Category of waste - E-Waste</b>		
(i) Recycled	NA	NA
(ii) Re-used	NA	NA
(iii) Other recovery operations	NA	NA
<b>Total</b>	<b>NA</b>	<b>NA</b>
<b>Category of waste - Bio-medical waste</b>		
(i) Recycled	NA	NA
(ii) Re-used	NA	NA
(iii) Other recovery operations	NA	NA
<b>Total</b>	<b>NA</b>	<b>NA</b>

Parameter	FY2022-2023	FY2021-2022
<b>Category of waste - Construction and demolition waste</b>		
(i) Recycled	NA	NA
(ii) Re-used	NA	NA
(iii) Other recovery operations	NA	NA
<b>Total</b>	<b>NA</b>	<b>NA</b>
<b>Category of waste - Battery waste</b>		
(i) Recycled	NA	NA
(ii) Re-used	NA	NA
(iii) Other recovery operations	NA	NA
<b>Total</b>	<b>NA</b>	<b>NA</b>
<b>Category of waste - Radioactive waste</b>		
(i) Recycled	0	0
(ii) Re-used	0	0
(iii) Other recovery operations	0	0
<b>Total</b>	<b>0</b>	<b>0</b>
<b>Category of waste - Other Hazardous waste</b>		
(i) Recycled	0	0
(ii) Re-used	0	0
(iii) Other recovery operations	13,671	6,971
<b>Total</b>	<b>13,671</b>	<b>6,971</b>
<b>Category of waste - Other Non-Hazardous waste</b>		
(i) Recycled	NA	NA
(ii) Re-used	NA	NA
(iii) Other recovery operations	NA	NA
<b>Total</b>	<b>NA</b>	<b>NA</b>
<b>For each category of waste generated, total waste disposed by nature of disposal method (in metric tonnes)</b>		
<b>Category of waste - Plastic</b>		
(i) Incineration	NA	NA
(ii) Landfilling	NA	NA
(iii) Other disposal operations	NA	NA
<b>Total</b>	<b>NA</b>	<b>NA</b>
<b>Category of waste - E-Waste</b>		
(i) Incineration	NA	NA
(ii) Landfilling	NA	NA
(iii) Other disposal operations	NA	NA
<b>Total</b>	<b>NA</b>	<b>NA</b>
<b>Category of waste - Bio-medical Waste</b>		
(i) Incineration	NA	NA
(ii) Landfilling	NA	NA
(iii) Other disposal operations	NA	NA
<b>Total</b>	<b>NA</b>	<b>NA</b>
<b>Category of waste - Construction and demolition waste</b>		
(i) Incineration	NA	NA
(ii) Landfilling	NA	NA
(iii) Other disposal operations	NA	NA
<b>Total</b>	<b>NA</b>	<b>NA</b>

Parameter	FY2022-2023	FY2021-2022
<b>Category of waste - Battery</b>		
(i) Incineration	NA	NA
(ii) Landfilling	NA	NA
(iii) Other disposal operations	NA	NA
<b>Total</b>	<b>NA</b>	<b>NA</b>
<b>Category of waste - Radioactive</b>		
(i) Incineration	0	0
(ii) Landfilling	0	0
(iii) Other disposal operations	0	0
<b>Total</b>	<b>0</b>	<b>0</b>
<b>Category of waste - Other Hazardous waste. Please specify, if any</b>		
(i) Incineration	NA	NA
(ii) Landfilling	NA	NA
(iii) Other disposal operations	NA	NA
<b>Total</b>	<b>NA</b>	<b>NA</b>
<b>Category of waste - Other Non-hazardous waste generated</b>		
(i) Incineration	NA	NA
(ii) Landfilling	NA	NA
(iii) Other disposal operations	NA	NA
<b>Total</b>	<b>NA</b>	<b>NA</b>

Remarks: NA: Not Available

Hazardous Waste Breakup: 1. Distillation residue (MT/A): FY 2022-23: 4.220 MT, FY 2021-22: 3.437 MT 2. ETP Sludge(MT/A): FY 2022-23: 7.558 MT, FY 2021-22: 2.902 MT 3. Spent Carbon (MT/A): FY 2022-23: 1.893 MT, FY 2021-22: 0.632 MT Other Non-Hazardous Waste Breakup: 1. Boiler Ash: FY 2022-23: 250 MT, FY 2021-22: 150 MT 2. Metal Scrap: FY 2022-23: 5 MT, FY 2021-22: 1.5 MT

El-8. Indicate if any independent assessment/ evaluation/assurance has been carried out by an external agency? (Y/N) If yes, name of the external agency.-

No

El-9. Briefly describe the waste management practices adopted in your establishments. Describe the strategy adopted by your company to reduce usage of hazardous and toxic chemicals in your products and processes and the practices adopted to manage such wastes.-

Waste is generated by the department respectively and reported to the EHS department. The EHS department categorizes its category and sends it safely to the authorized vendor. In order to reduce the usage of hazardous and toxic chemicals in our products and processes, we do the following: Avoid mixing hazardous waste with non-hazardous waste, Limiting quantities purchased, Inventory management and control, Good housekeeping practices, Training, Segregation, Eliminating unknown chemicals, Recycling, Distillation.

El-10. If the entity has operations/offices in/around ecologically sensitive areas (such as national parks, wildlife sanctuaries, biosphere reserves, wetlands, biodiversity hotspots, forests, coastal regulation zones etc.) where environmental approvals / clearances are required, please specify details in the following format:

S. No.	Location of operations/offices	Type of operations	Whether the conditions of environmental approval / clearance are being complied with? (Y/N) If no, the reasons thereof and corrective action taken, if any.
1	Supriya Lifescience LTD. Plot No A5/1, 5/2,5/3,6/1,6/2,6/3, lote parshuram Ind Area Tal-Khed, Dist Ratnagiri	API- batch process	Yes

El-11. Details of environmental impact assessments of projects undertaken by the entity based on applicable laws, in the current financial year:

S. No.	Name and brief details of project	EIA Notification No.	Date	Whether conducted by independent external agency (Yes / No)	Results communicated in public domain (Yes / No)	Relevant Web link
1	Under B2 Category as per MOEFCC Notification: SO no 1223 (E) March 27 2020	SIA/MH/IND2/151852/2020	March 27 2020	Yes	Yes	-

El-12. Is the entity compliant with the applicable environmental law/ regulations/ guidelines in India; such as the Water (Prevention and Control of Pollution) Act, Air (Prevention and Control of Pollution) Act, Environment protection act and rules thereunder (Y/N). If not, provide details of all such non-compliances, in the following format:

S. No.	Specify the law / regulation / guidelines which was not complied with	Provide details of the non-compliance	Any fines / penalties / action taken by regulatory agencies such as pollution control boards or by courts	Corrective action taken, if any
1	Nil	Nil	Nil	Nil

## Leadership Indicators

LI-1. Provide break-up of the total energy consumed (in Joules or multiples) from renewable sources, in the following format:

Parameter	FY2022-2023	FY2021-2022
<b>From renewable sources</b>		
Total electricity consumption (A)	0	0
Total fuel consumption (B)	0	0
Energy consumption through other sources ( C )	0	0
Total energy consumed from renewable sources (A+B+C)	0	0
<b>From non-renewable sources</b>		
Total electricity consumption (D)	50892.3	38416.92
Total fuel consumption (E)	76566.810	60307.400
Energy consumption through other sources (F)	0	0
Total energy consumed from non Renewable sources (D+E+F)	127459.11	98724.32

LI-2. Provide the following details related to water discharged: Water discharge by destination and level of treatment (in kilolitres)

Parameter	FY2022-2023	FY2021-2022
<b>Water discharge by destination and level of treatment (in kilolitres)</b>		
(i) To Surface water		
- No treatment	0	0
With treatment – please specify level of treatment	CY: PY:	0 0
(ii) To Groundwater		
- No treatment	0	0
With treatment – please specify level of treatment	CY: PY:	0 0
(iii) To Seawater		
- No treatment	0	0
With treatment – please specify level of treatment	CY: PY:	0 0
(iv) Sent to third-parties		
- No treatment	0	0
With treatment – please specify level of treatment	CY: PY:	0 0
(v) Others		
- No treatment	0	0
With treatment – please specify level of treatment	CY: PY:	67816 49273
<b>Total water discharged (in kilolitres)</b>	<b>67816</b>	<b>49273</b>



## PRINCIPLE 7 Businesses, when engaging in influencing public and regulatory policy, should do so in a manner that is responsible and transparent

### Essential Indicators

El-1.a. Number of affiliations with trade and industry chambers/ associations.-

5

El-1.b. List the top 10 trade and industry chambers/ associations (determined based on the total members of such body) the entity is a member of/ affiliated to.

S. No.	Name of the trade and industry chambers/associations	Reach of trade and industry chambers/ associations (State/National)
1	(a) Chemicals Export Promotion Council (CHEMEXCIL)	National
	(b) Pharmaceutical Export Promotion Council of India (PHARMEXCIL)	National
	(c) Federation of Indian Export Organisations (FIEO)	National
	(d) Maharashtra Chamber of Commerce, Industry & Agriculture (MACCIA)	State
	(e) IMC Chamber of Commerce and Industry	National

El-2. Provide details of corrective action taken or underway on any issues related to anti-competitive conduct by the entity, based on adverse orders from regulatory authorities.

S. No.	Name of authority	Brief of the case	Corrective action taken
1	Nil	Nil	Nil

## PRINCIPLE 8 Businesses should promote inclusive growth and equitable development

### Essential Indicators

El-1. Details of Social Impact Assessments (SIA) of projects undertaken by the entity based on applicable laws, in the current financial year.

S. No.	Name and brief details of project	SIA Notification No.	Date of notification	Whether conducted by independent external agency (Yes / No)	Results communicated in public domain (Yes / No)	Relevant Web link
1	NA	NA	NA	NA	NA	NA

El-2. Provide information on project(s) for which ongoing Rehabilitation and Resettlement (R&R) is being undertaken by your entity, in the following format:

S. No.	Name of Project for which R&R is ongoing	State	District	No. of Project Affected Families (PAFs)	% of PAFs covered by R&R	Amounts paid to PAFs in the FY (In ₹)
1	NA	NA	NA	NA	NA	NA

El-3. Describe the mechanisms to receive and redress grievances of the community.-

There is a Point of Contact from the CSR team whom the community can go to with respect to any grievances. The POC visits the community on a regular basis for monitoring of CSR projects, and also conducts stakeholder engagement with the community members.

El-4. Percentage of input material (inputs to total inputs by value) sourced from suppliers:

Category	Current Financial Year	Previous Financial Year
Directly sourced from MSMEs/ small producers	0	0
Sourced directly from within the district and neighbouring districts	0	0

Remark: We currently don't have data on this, but will be developing processes to collect data for the same in the near future.

PRINCIPLE 9 Businesses should engage with and provide value to their consumers in a responsible manner

## Essential Indicators

El-1. Describe the mechanisms in place to receive and respond to consumer complaints and feedback.-

Customer complaints are handled by cross functional team involving QA and R&D along with Marketing team. After investigation, the correct action plan is discussed with the customers to prevent further occurrence. Regular feedback is taken from customers for Quality compliance and also overall service levels.

El-2. Turnover of products and/ services as a percentage of turnover from all products/service that carry information about:

Category	As a percentage to total turnover
Environmental and social parameters relevant to the product	5
Safe and responsible usage	5
Recycling and/or safe disposal	0

El-3. Number of consumer complaints in respect of the following:

Category	FY2022-2023			FY2021-2022		
	Received during the year	Pending resolution at end of year	Remarks	Received during the year	Pending resolution at end of year	Remarks
Data privacy	0	0	Nil	0	0	Nil
Advertising	0	0	Nil	0	0	Nil
Cyber-security	0	0	Nil	0	0	Nil
Delivery of essential services	0	0	Nil	0	0	Nil
Restrictive Trade Practices	0	0	Nil	0	0	Nil
Unfair Trade Practices	0	0	Nil	0	0	Nil
Other	0	0	Nil	0	0	Nil

El-4. Details of instances of product recalls on account of safety issues:

Category	Number	Reasons for recall
Voluntary recalls	0	Nil
Forced recalls	0	Nil

El-5. Does the entity have a framework/ policy on cyber security and risks related to data privacy? (Yes/No) If available, provide a web-link of the policy.-

Yes, the same can be accused at <https://supriyalifescience.com/investor-relation/corporate-governance/others/#1631718341575-b30ffa5c-fc01>

El-6. Provide details of any corrective actions taken or underway on issues relating to advertising, and delivery of essential services; cyber security and data privacy of customers; re-occurrence of instances of product recalls; penalty / action taken by regulatory authorities on safety of products / services.-

As no complaints were received, thus no corrective actions were needed to be undertaken. However, we are always working on improving our processes.

### Leadership Indicators

LI-1. Channels / platforms where information on products and services of the entity can be accessed (provide web link, if available).- Company Website (<https://supriyalifescience.com/>)

LI-2. Steps taken to inform and educate consumers about safe and responsible usage of products and/or services.- Product Safety Information is given at the time of Dispatch of goods.

LI-4. Does the entity display product information on the product over and above what is mandated as per local laws? (Yes/No/Not Applicable) If yes, provide details in brief. Did your entity carry out any survey with regard to consumer satisfaction relating to the major products / services of the entity, significant locations of operation of the entity or the entity as a whole? (Yes/No)-

Customer satisfaction index is maintained by quality department as part of commercial excellence.

## Annexure V

## Conservation of Energy and Technology Absorption

Your Company is not an energy intensive unit. However, possibilities are continuously explored to conserve energy and to reduce energy consumption to the extent possible. During the year under review, considering the nature of activities presently being carried on by the Company, categorical information of the Company in terms of the Rules is provided below:

### A) Conservation of energy:

(i)	Steps taken or impact on conservation of energy	<ol style="list-style-type: none"> <li>1. Installation of Direct coupled Buonfiglio make Gear box instead of Belt driven to reduce power consumption.</li> <li>2. Installation of ANFD's in place of Centrifuges &amp; FBD's to reduce power</li> <li>3. APFC panel installed to control power factor</li> <li>4. Installation of VFD's to control RPM of reactors &amp; AHU CFM</li> <li>5. Installation of LED lights to conserve energy.</li> <li>6. Installation of Dry vacuum pumps in place of Water/steam jet/oil ring vacuum pumps.</li> <li>7. Installation of Magnetic pumps in place of centrifugal pumps.</li> </ol>
(ii)	Steps taken by the company for utilizing alternate sources of energy	<ol style="list-style-type: none"> <li>1. Use Biomass Briquettes instead of furnace oil for steam generation and optimum utilization of Energy.</li> <li>2. Planning for installation of Solar panel for streetlight. &amp; solar system for power generation.</li> </ol>
(iii)	Capital Investment on energy conservation equipment;	NIL

### (B) Technology absorption:

(i) the efforts made towards technology absorption:	<ol style="list-style-type: none"> <li>1. Cost reduction on account of energy efficiency</li> <li>2. Operational Flexibility</li> </ol>
(ii) the benefits derived like product improvement, cost reduction, product development or import substitution;	<ol style="list-style-type: none"> <li>3. Reduction in Manpower</li> <li>4. Increase in productivity</li> <li>5. Pollution control measures i.e. Improvement in boiler exhaust air quality</li> <li>6. Installation of new solvent recovery system - Resulting in improved recovery and recycling of identified solvents thereby reducing waste and improving costs.</li> <li>7. Safety of Plant &amp; Machinery           <ul style="list-style-type: none"> <li>✓ Expansion of the product range.</li> <li>✓ Increase in customer base and markets.</li> <li>✓ Process optimization and increased efficiency</li> </ul> </li> </ol>
(iii) in case of imported technology (imported during the last three years reckoned from the beginning of the	Nil
(a) the details of technology imported;	-
(b) the year of import;	-
(c) whether the technology been fully absorbed;	-
(d) if not fully absorbed, areas where absorption has not taken place, and the reasons thereof;	-

**(C) Expenditure incurred on Research and Development:**

(₹ in Million)

	March 31, 2023	March 31, 2022
Capital	9.93	19.50
Revenue	12.37	16.62
<b>Total</b>	<b>22.30</b>	<b>36.12</b>

**(D) The foreign exchange earned in terms of actual inflows during the year and the foreign exchange outgo during the year in terms of actual outflows.**

(₹ in Million)

	March 31, 2023	March 31, 2022
Foreign exchange earning	3598.13	3925.13
Foreign exchanged outgo	953.19	984.66

For and on Behalf of the Board of Directors  
For Supriya Lifescience Limited

**Dr. Satish Waman Wagh**  
Chairman and Managing Director  
DIN 01456982

Date: August 3, 2023  
Place: Mumbai

# Report on Corporate Governance

This corporate governance report (the "CG Report") is prepared in accordance with the provisions of the Listing Regulations, and the CG Report contains the details of corporate governance systems and processes at Company.

## 1. Company's Philosophy on Code of Corporate Governance:

Corporate governance encompasses a set of systems and practices to ensure that the Company's affairs are being managed with accountability, transparency, empowerment, integrity and fairness in all the transactions. We are committed to meet the aspirations of all our stakeholders. The Company's commitment for effective Corporate Governance continues and the Company has always been at the forefront of benchmarking its internal systems and policies within accepted standards so as to facilitate the creation of long-term value for all stakeholders. The Company's overall governance framework, systems, and processes reflect and support our Mission, Vision, Ethics and Values.

The Company firmly believes that good corporate governance is essential to achieve the long-term corporate goals and enhance stakeholder's value. Critical elements of corporate governance are transparency, internal controls, risk management, internal and external communications, high standards of safety, health, environment, accounting fidelity and product and service quality. The Company has established systems and procedures based on the overview and strategic counsel of the Board and it is fully equipped to discharge its responsibilities and to provide management the strategic direction it needs. The Board of Directors of the Company (the "Board") has empowered responsible persons to implement its policies and guidelines and has set up adequate review processes/mechanisms to serve this purpose. The Corporate Governance report is presented below.

## 2. Board of Directors:

The Board of Directors (the 'Board') is the primary direct stakeholder influencing corporate governance. The Board of Directors is the highest governance body constituted to oversee the Company's overall functioning. The

responsibility of Board is to provide strategic guidance to the Company, to ensure effective monitoring of the management and to be accountable to the Company and the shareholders. The Board of the Company consists of eminent individuals from industry, management, technical, financial, and legal field. Information relating to the business, operations and risks affecting the Company is regularly placed before the Board for its consideration apart from information as mentioned in Part A of Schedule II of SEBI Listing Regulations.

### 2.1 Composition of Directors:

The Board comprises of an optimum combination of Executive, Non-Executive, Independent Directors and Woman Director as required under the Companies Act, 2013 ('the Act') and SEBI Listing Regulations. As on March 31, 2023, the Company's Board consists of Ten (10) directors, five of whom are Executive and remaining are Non-Executive Independent Directors, including One Woman Director is Non-Executive Independent Director. The composition of the Board, as on March 31, 2023, is in conformity with the provisions of the Companies Act, 2013 ('the Act') and regulation 17 of the SEBI (Listing Obligations and Disclosure Requirements) Regulations, 2015 (Listing Regulations) as amended.

### 2.2. Number & Dates of Board Meetings held during the year:

The Board meets at regular intervals to discuss and decide on business strategies/policies and review the financial performance of the Company. The notice and detailed agenda along with the relevant notes and other material information are sent in advance separately to each Director and in case of business exigencies or urgency of matters, resolutions are passed by circulation. This ensures timely and informed decisions by the Board. The Board reviews the performance of the Company vis-à-vis the budgets/targets.

During the financial year 2022-23, the Board met 6 (Six) times on May 20, 2022, August 12, 2022, September 27, 2022, November 10, 2022, January 23, 2023 & February 14, 2023. The Interval between two meetings was well within the maximum period mentioned under Section 173 of the Act and the SEBI Listing Regulations.

**2.3. Attendance of Directors at the Board Meetings held during the financial year 2022-23 and the last Annual General Meeting held on September 16, 2022 and the number of other Directorship(s) and Committee Membership(s) or Chairpersonship(s) held by Directors:**

Name of Director	Category / Designation	No. of Board Meetings Attended	Attendance at Last AGM	Directorship in other listed entity (Category of Directorship)	Chairmanship / Membership of Committees in other Public Ltd Cos. \$		No. of Shares held by Directors
					Chairmanship	Membership	
Dr. Satish Waman Wagh	Executive-Chairman & Managing Director	6	Yes	-	0	0	54428205
Mrs. Smita Satish Wagh	Executive-Whole Time Director	5	Yes	-	0	0	321750
Dr. Saloni Satish Wagh	Executive-Whole Time Director	6	Yes	-	0	0	29250
Ms. Shivani Satish Wagh	Executive-Whole Time Director	6	Yes	-	0	0	29250
Mr. Balasaheb Gulabrao Sawant*	Executive-Whole Time Director	3	Yes	-	0	0	0
Mr. Manoj Deo Dorlikar**	Executive-Whole Time Director	1	No	-	0	0	0
Mr. Bhairav Manojbhai Chokshi	Non-Executive-Independent Director	6	Yes	-	0	0	0
Mr. Kedar Shankar Karmarkar	Non-Executive-Independent Director	6	Yes	-	0	0	0
Mr. Dileep Kumar Jain	Non-Executive-Independent Director	6	Yes	-	0	0	0
Mr. Dinesh Navnittal Modi	Non-Executive-Independent Director	6	Yes	1. Arrow Greentech Limited #	0	2	0
Dr. Neelam Yashpal Arora	Non-Executive-Independent Director	6	No	1. Shreyas Intermediates Limited # 2. Kesar Petroproducts Limited #	2	2	0

\*Mr. Balasaheb Gulabrao Sawant was resigned as Whole Time Director of the Company w.e.f. January 23, 2023.

\*\*Mr. Manoj Deo Dorlikar was appointed as Whole Time Director of the Company w.e.f. January 23, 2023.

Category of Directorship

# Non-Executive, Independent Director

Notes:

§ Figures includes Committee positions in Audit Committee and Stakeholders Relationship Committee only.

¶ Dr. Satish Waman Wagh, Chairman & Managing Director, is the spouse of Mrs. Smita Satish Wagh, Whole Time Director and Father of Dr. Saloni Satish Wagh and Ms. Shivani Satish Wagh, Whole Time Director, no other directors have any inter-se relationship with the other Directors of the Company.

None of the Independent Directors of the Company had any material pecuniary relationship or transactions with the Company, its promoters and its management during the financial year 2022-23, which in the judgment of the Board may affect the directors' independent judgment.

## 2.4 Independent Directors:

The Non-Executive Independent Directors fulfill the conditions of independence specified in Section 149(6) of the Companies Act, 2013 and Listing Regulations. The terms and conditions stating the appointment of Independent Directors as provided in Companies Act, 2013 and the Listing Regulations has been issued and disclosed on the website of the Company viz. [www.supriyalifescience.com](http://www.supriyalifescience.com)

Board of Directors confirms that in the opinion of the Board of Directors, Independent Directors fulfill the conditions specified in SEBI (Listing Obligations and Disclosure Requirements) Regulations, 2015 and are independent of the management.

## 2.5 Separate Meeting of Independent Directors

A separate meeting of the Independent Directors was held on March 20, 2023 without the presence of Executive Directors or Management representatives, inter alia, to discuss the performance of Non-Independent Directors and the Board as a whole, the performance of the Chairman of the Company taking into account the views of executive and non-executive directors and the quality, quantity and timeliness of flow of information between the Company management and the Board that is necessary for

the Board to effectively and reasonably perform its duties. All Independent Directors of the Company attended the meeting.

## 2.6 Directors Induction and Familiarization Programmes:

Towards familiarization of the Independent Directors with the Company, periodic presentations are made at the Board and Committee meetings on business and performance updates of the Company, global business environment, business strategy and risk involved including their roles, rights, responsibility in the Company, nature of the industry in which the Company operates, business model of the Company and related matters.

The details of such programs for familiarisation of the Independent Directors with the Company are available on the website of the Company viz. [www.supriyalifescience.com](http://www.supriyalifescience.com)

## 2.7 List of Board's skills / expertise / competencies fundamental for the effective functioning of the Company:

The Board has identified the following skills / expertise / competencies fundamental for the effective functioning of the Company which are currently available with the Board:

Skill	Description
General	Finance, Operations, Commercial, Legal, Risk and Human resources related.
Global Business	Understanding, of global business dynamics, across various geographical markets, industry verticals relating to the operations of the Company and regulatory requirements in the geographical markets.
Strategy, Planning & Marketing	Appreciation of long-term trends, strategic choices and experience in guiding and leading management teams to make decisions in uncertain environments.
Corporate Governance	Knowledge of governance processes and compliance to applicable laws and regulations to service best interests of all stakeholders, maintaining Board and Management accountability and corporate ethics and values
Leadership	Extended leadership experience for a significant enterprise, resulting in a practical understanding of organisations, processes, strategic planning, and risk management. Demonstrated strengths in developing talent, planning succession, and driving change and long-term growth
Technology	Knowledge of technology related to Company's current and future products and business opportunities, of evolving trends of usage of its product range and of developing cost-efficient processes

Name of the Director	General	Global Business	Strategy, Planning & Marketing	Corporate Governance	Leadership	Technology
Dr. Satish Waman Wagh	☞	☞	☞	☞	☞	☞
Mrs. Smita Satish Wagh	☞		☞	☞	☞	
Dr. Saloni Satish Wagh	☞	☞	☞	☞	☞	☞
Ms. Shivani Satish Wagh	☞	☞	☞	☞	☞	☞
Mr. Manoj Deo Dorlikar	☞		☞	☞	☞	☞
Mr. Bhairav Manojbhai Chokshi	☞		☞	☞	☞	
Mr. Kedar Shankar Karmarkar	☞		☞	☞	☞	☞
Mr. Dileep Kumar Jain	☞		☞	☞	☞	
Mr. Dinesh Navnitlal Modi	☞		☞	☞	☞	
Dr. Neelam Yashpal Arora	☞		☞	☞	☞	



### 3. Board Committees:

The Company has constituted five (5) Committees of the Board which are Audit Committee, Nomination and Remuneration Committee (NRC), Corporate Social Responsibility Committee (CSRC), Stakeholders' Relationship Committee (SRC) and Risk Management Committee (RMC). The composition of the committees of the Board (the "Committee/s") is in accordance with the provisions of the Listing Regulations and the Act. Chief Financial Officer, is a permanent invitee, and Company Secretary and Compliance Officer, is the secretary of all the Committees constituted by the Board.

#### 1. Audit Committee:

The Company has a qualified and independent Audit Committee which has been formed pursuant to Regulation 18 of Listing Regulation and Section 177 of the Companies Act. The primary objective of the Audit Committee of the Company is to monitor and provide effective supervision of the management's financial reporting process with a view to ensure accurate, timely and proper disclosures and transparency, integrity and quality of financial reporting.

The constitution, terms of reference, role and scope shall be as prescribed by Regulation 18 of SEBI Listing Regulations read with Section 177 of the Companies Act, 2013, inter-alia, covering:

- (1) Oversight of financial reporting process and the disclosure of financial information relating to Supriya Lifescience Limited (the "Company") to ensure that the financial statements are correct, sufficient and credible;
- (2) Recommendation for appointment, re-appointment, replacement, remuneration and terms of appointment of auditors of the Company and the fixation of the audit fee;
- (3) Approval of payment to statutory auditors for any other services rendered by the statutory auditors;
- (4) Formulation of a policy on related party transactions, which shall include materiality of related party transactions;
- (5) Reviewing, at least on a quarterly basis, the details of related party transactions entered into by the Company pursuant to each of the omnibus approvals given;
- (6) Examining and reviewing, with the management, the annual financial statements and auditor's report thereon before submission to the Board for approval, with particular reference to:
  - a. Matters required to be included in the director's responsibility statement to be included in the Board's report in terms of clause (c) of sub-section 3 of section 134 of the Companies Act, 2013;
  - b. Changes, if any, in accounting policies and practices and reasons for the same;
  - c. Major accounting entries involving estimates based on the exercise of judgment by management;
  - d. Significant adjustments made in the financial statements arising out of audit findings;
  - e. Compliance with listing and other legal requirements relating to financial statements;
  - f. Disclosure of any related party transactions; and
  - g. Modified opinion(s) in the draft audit report.
- (7) Reviewing, with the management, the quarterly, half-yearly and annual financial statements before submission to the Board for approval;
- (8) Reviewing, with the management, the statement of uses / application of funds raised through an issue (public issue, rights issue, preferential issue, etc.), the statement of funds utilised for purposes other than those stated in the Offer document / prospectus / notice and the report submitted by the monitoring agency monitoring the utilisation of proceeds of a public or rights issue, and making appropriate recommendations to the board of directors of the Company (the "**Board**" or "**Board of Directors**") to take up steps in this matter;
- (9) Reviewing and monitoring the auditor's independence and performance, and effectiveness of audit process;
- (10) Approval of any subsequent modification of transactions of the Company with related parties and omnibus approval for related party transactions proposed to be entered into by the Company, subject to the conditions as may be prescribed;
 

**Explanation:** The term "related party transactions" shall have the same meaning as provided in Clause 2(zc) of the SEBI Listing Regulations and/or the applicable Accounting Standards and/or the Companies Act, 2013.
- (11) Scrutiny of inter-corporate loans and investments;
- (12) Valuation of undertakings or assets of the Company, wherever it is necessary;
- (13) Evaluation of internal financial controls and risk management systems;
- (14) Reviewing, with the management, performance of statutory and internal auditors, adequacy of the internal control systems;
- (15) Reviewing the adequacy of internal audit function, if any, including the structure of the internal audit department, staffing and seniority of the official heading the department, reporting structure coverage and frequency of internal audit;
- (16) Discussion with internal auditors of any significant findings and follow up there on;
- (17) Reviewing the findings of any internal investigations by the internal auditors into matters where there is



suspected fraud or irregularity or a failure of internal control systems of a material nature and reporting the matter to the Board

- (18) Discussion with statutory auditors before the audit commences, about the nature and scope of audit as well as post-audit discussion to ascertain any area of concern;
- (19) Recommending to the board of directors the appointment and removal of the external auditor, fixation of audit fees and approval for payment for any other services;
- (20) Monitoring the end use of funds raised through public offers and related matters;
- (21) Looking into the reasons for substantial defaults in the payment to depositors, debenture holders, shareholders (in case of non-payment of declared dividends) and creditors;
- (22) Reviewing the functioning of the whistle blower mechanism;
- (23) Monitoring the end use of funds raised through public offers and related matters;
- (24) Overseeing the vigil mechanism established by the Company, with the chairman of the Audit Committee directly hearing grievances of victimization of employees and directors, who used vigil mechanism to report genuine concerns in appropriate and exceptional cases;

(25) Approval of appointment of chief financial officer (i.e., the whole-time finance Director or any other person heading the finance function or discharging that function) after assessing the qualifications, experience and background, etc. of the candidate;

(26) Reviewing the utilization of loans and/or advances from/investment by the holding company in the subsidiary exceeding ₹1,000,000,000 or 10% of the asset size of the subsidiary, whichever is lower including existing loans/ advances/ investments existing as on the date of coming into force of this provision; and

(27) Carrying out any other functions required to be carried out by the Audit Committee as contained in the SEBI Listing Regulations or any other applicable law, as and when amended from time to time."

### Composition of Audit Committee:

The composition of the Audit Committee is given below:

Name of Members	Designation	Category of Directorship
Mr. Dinesh Navnitlal Modi	Chairman	Independent Director
Mr. Bhairav Manojbhai Chokshi	Member	Independent Director
Dr. Satish Waman Wagh	Member	Chairman & Managing Director

### Meetings and attendance during the year:

The Audit Committee met Four (4) times during the year and the following table gives the details of members and their attendance in Audit Committee meetings held during the year ended March 31, 2023:

Members	Audit Committee Meetings during 2022-23			
	May 20, 2022	August 12, 2022	November 10, 2022	February 14, 2023
Mr. Dinesh Navnitlal Modi	Yes	Yes	Yes	Yes
Mr. Bhairav Manojbhai Chokshi	Yes	Yes	Yes	Yes
Dr. Satish Waman Wagh	Yes	Yes	Yes	Yes

The maximum gap between two meetings was not more than 120 days.

Mr. Dinesh N. Modi, Chairman of the Audit Committee attended the AGM of the Company held on September 16, 2022.

### 2. Nomination and Remuneration Committee:

The NRC has been entrusted with all the required authority and powers to play an effective role as envisaged under section 178 of the Act and regulation 19 (1) of Listing Regulations. The purpose of this Committee of the Board is to discharge the Board's responsibility related to Nomination and Remuneration of the Company's Executive/Non-Executive Directors. The Committee has overall responsibility of approving and evaluating the nomination and remuneration plans, policies and programmes for Directors, Senior Management and Key Management Personnel.

The terms of reference of the NRC are as follows:

- (1) Formulation of the criteria for determining qualifications, positive attributes and independence of

a director and recommend to the board of directors of the Company (the "Board" or "Board of Directors") a policy relating to the remuneration of the directors, key managerial personnel and other employees ("Remuneration Policy").

The Nomination and Remuneration Committee, while formulating the above policy, should ensure that:

- (i) the level and composition of remuneration be reasonable and sufficient to attract, retain and motivate directors of the quality required to run our Company successfully
- (ii) relationship of remuneration to performance is clear and meets appropriate performance benchmarks; and

- (iii) remuneration to directors, key managerial personnel and senior management involves a balance between fixed and incentive pay reflecting short- and long-term performance objectives appropriate to the working of the Company and its goals.
- (2) Formulation of criteria for evaluation of independent directors and the Board;
- (3) Devising a policy on Board diversity;
- (4) Identifying persons who are qualified to become directors and who may be appointed in senior management in accordance with the criteria laid down, and recommend to the Board their appointment and removal and carrying out evaluation of every director's performance (including independent director);
- (5) Analysing, monitoring and reviewing various human resource and compensation matters;
- (6) Deciding whether to extend or continue the term of appointment of the independent director, on the basis of the report of performance evaluation of independent directors;
- (7) Determining the Company's policy on specific remuneration packages for executive directors including pension rights and any compensation payment, and determining remuneration packages of such directors;
- (8) Recommending to the board, all remuneration, in whatever form, payable to senior management and other staff, as deemed necessary;
- (9) Carrying out any other functions required to be carried out by the Nomination and Remuneration Committee as contained in the SEBI Listing Regulations or any other applicable law, as and when amended from time to time;
- (10) Reviewing and approving the Company's compensation strategy from time to time in the context of the then current Indian market in accordance with applicable laws;
- (11) Perform such functions as are required to be performed by the compensation committee under the Securities and Exchange Board of India (Share Based Employee Benefits) Regulations, 2014, if applicable;
- (a) To administer the employee stock option scheme/ plan approved by the Board and shareholders of the Company in accordance with the terms of such scheme/plan ("ESOP Scheme") including the following:
- i. determining the eligibility of employees to participate under the ESOP Scheme;
  - ii. determining the quantum of option to be granted under the ESOP Scheme per employee and in aggregate;
- iii. date of grant;
  - iv. determining the exercise price of the option under the ESOP Scheme;
  - v. the conditions under which option may vest in employee and may lapse in case of termination of employment for misconduct;
  - vi. the exercise period within which the employee should exercise the option and that option would lapse on failure to exercise the option within the exercise period;
  - vii. the specified time period within which the employee shall exercise the vested option in the event of termination or resignation of an employee;
  - viii. the right of an employee to exercise all the options vested in him at one time or at various points of time within the exercise period;
  - ix. re-pricing of the options which are not exercised, whether or not they have been vested if stock option rendered unattractive due to fall in the market price of the equity shares;
  - x. the grant, vest and exercise of option in case of employees who are on long leave;
  - xi. allow exercise of unvested options on such terms and conditions as it may deem fit;
  - xii. the procedure for cashless exercise of options;
  - xiii. forfeiture/ cancellation of options granted;
  - xiv. formulating and implementing the procedure for making a fair and reasonable adjustment to the number of options and to the exercise price in case of corporate actions such as rights issues, bonus issues, merger, sale of division and others. In this regard following shall be taken into consideration:
  - xv. the number and the price of stock option shall be adjusted in a manner such that total value of the option to the employee remains the same after the corporate action;
  - xvi. for this purpose, follow global best practices in this area including the procedures followed by the derivative markets in India and abroad may be considered; and
  - xvii. the vesting period and the life of the option shall be left unaltered as far as possible to protect the rights of the employee who is granted such option.
- (b) To construe and interpret the ESOP Scheme and any agreements defining the rights and obligations of the Company and eligible employees under

the ESOP Scheme, and prescribing, amending and/or rescinding rules and regulations relating to the administration of the ESOP Scheme;

- (12) Frame suitable policies, procedures and systems to ensure that there is no violation of securities laws, as amended from time to time, including:
- the Securities and Exchange Board of India (Prohibition of Insider Trading) Regulations, 2015; and
  - the Securities and Exchange Board of India (Prohibition of Fraudulent and Unfair Trade Practices Relating to the Securities Market) Regulations, 2003, by the trust, the Company and its employees, as applicable.
- (13) Perform such other activities as may be delegated by the Board or specified/ provided under the Companies Act, 2013 to the extent notified and effective, as amended or by the Securities and Exchange Board of India (Listing Obligations and Disclosure Requirements) Regulations, 2015, as amended or by any other applicable law or regulatory authority.

(14) To consider any other matters as may be requested by the Board; and

(15) To make available its terms of reference and review annually those terms of reference and its own effectiveness and recommend any necessary changes to the Board.

#### Composition of Nomination & Remuneration Committee:

The composition of the Nomination & Remuneration Committee is given below:

Name of Members	Designation	Category of Directorship
Mr. Dinesh Navnitlal Modi	Chairman	Independent Director
Mr. Bhairav Manojbhai Chokshi	Member	Independent Director
Mr. Kedar Shankar Karmarkar	Member	Independent Director

#### Meetings and attendance during the year:

The Nomination & Remuneration Committee met Four (4) times during the year and the following table gives the details of members and their attendance in Committee meetings held during the year ended March 31, 2023:

Members	Nomination & Remuneration Committee Meetings during 2022-23			
	May 20, 2022	August 12, 2022	September 27, 2022	January 23, 2023
Mr. Dinesh Navnitlal Modi	Yes	Yes	Yes	Yes
Mr. Bhairav Manojbhai Chokshi	Yes	Yes	Yes	Yes
Mr. Kedar Shankar Karmarkar	Yes	Yes	Yes	Yes

Mr. Dinesh N. Modi, Chairman of the Nomination & Remuneration Committee attended the AGM of the Company held on September 16, 2022.

#### Performance Evaluation Criteria for Independent Directors:

The performance evaluation criteria for Independent Directors are determined by the Nomination and Remuneration Committee. An indicative list of factors on which evaluation was carried out includes participation and contribution by a director, effective deployment of knowledge and expertise, integrity and maintenance of confidentiality and independence of behaviour and judgment.

#### Remuneration Policy:

The remuneration structure for Directors, Key Managerial Personnel and Senior Management Personnel is performance driven and in considering the remuneration payable to the directors, the Nomination and Remuneration Committee considers the performance of the Company, the current trends in the industry, and the experience of

the appointee, their past performance and other relevant factors. Pursuant to the SEBI (Listing Obligations and Disclosure Requirements) (Amendment) Regulations, Nomination and Remuneration is available on the website of the Company and the weblink for the same is <https://supriyalifescience.com/wp-content/uploads/2021/09/Nomination-and-Remuneration-Policy.pdf>

#### Details of remuneration to all Directors:

##### a. Details of sitting fees paid to the Non-Executive Directors

The Company does not pay any remuneration to its Non-Executive Independent Directors apart from sitting fees. The sitting fees paid to each Non-Executive Independent Director is ₹30,000/- for each Board Meeting and ₹10,000/- for each Committee Meeting. The Details of sittings fees paid for the financial year 2022-23 are as follows:-

(₹ in million)

Name of the Directors	Sitting Fees paid for board Meetings	Sitting Fees paid for Committee Meetings	Commission
Mr. Dinesh Navnittal Modi	0.18	0.08	Nil
Mr. Dileep Kumar Jain	0.18	0.04	Nil
Mr. Kedar Shankar Karmarkar	0.18	0.07	Nil
Dr. Neelam Yashpal Arora	0.18	0.00	Nil
Mr. Bhairav Manojbhai Chokshi	0.18	0.08	Nil

The Non-Executive Directors have no material pecuniary relationships or transactions with the Company in their personal capacity.

**b. Details of remuneration paid to the Chairman and Managing Director and others Executive Directors of the Company**

(₹ in million)

Name of the Directors	Salary, Bonus & Contribution to PF	Commission	Perquisites	Others*	Total
Dr. Satish Waman Wagh	119.42	-	-	14.40	133.82
Mrs. Smita Satish Wagh	15.66	-	-	-	15.66
Dr. Saloni Satish Wagh	14.15	-	-	-	14.15
Ms. Shivani Satish Wagh	14.15	-	-	-	14.15
Mr. Balasaheb Gulabrao Sawant**	5.65	-	-	-	5.65
Mr. Manoj Deo Dorlikar***	3.09	-	-	-	3.09

\*Company has paid one time performance bonus as per Shareholders resolution dated November 16, 2021.

\*\*Mr. Balasaheb Gulabrao Sawant was resigned as Whole Time Director of the Company w.e.f. January 23, 2023.

\*\*\*Mr. Manoj Deo Dorlikar was appointed as Whole Time Director of the Company w.e.f. January 23, 2023.

**3. Stakeholder Relationship Committee:**

The Stakeholders Relationship Committee is empowered, inter alia, to review all matters connected with the Company's share transfers and transmissions and redressal of shareholders/ investors' complaints like non-transfer of shares, non-receipt of dividend, Annual Report etc. The composition and the terms of reference of Committee are in line with the requirements of provisions of the Companies Act, 2013 and Regulation 20 of SEBI Listing Regulations.

The terms of reference of the Stakeholders Relationship Committee are as follows:

The Stakeholders' Relationship Committee shall be responsible for, among other things, as may be required by the under applicable law, the following:

- (1) Resolving the grievances of the security holders of the listed entity including complaints related to transfer of shares or debentures, including non-receipt of share or debenture certificates and review of cases for refusal of transfer / transmission of shares and debentures, non-receipt of annual report or balance sheet, non-receipt of declared dividends, issue of new/duplicate certificates, general meetings etc. and assisting with quarterly reporting of such complaints;
- (2) Review of measures taken for effective exercise of voting rights by shareholders;
- (3) Investigating complaints relating to allotment of shares, approval of transfer or transmission of shares, debentures or any other securities
- (4) Giving effect to all transfer/transmission of shares and debentures, dematerialisation of shares and re-materialisation of shares, split and issue of duplicate/ consolidated share certificates, compliance with all the requirements related to shares, debentures and other securities from time to time
- (5) Review of adherence to the service standards adopted by the listed entity in respect of various services being rendered by the registrar and share transfer agent of the Company and to recommend measures for overall improvement in the quality of investor services;
- (6) Review of the various measures and initiatives taken by the listed entity for reducing the quantum of unclaimed dividends and ensuring timely receipt of dividend warrants/annual reports/statutory notices by the shareholders of the company; and

- (7) Carrying out such other functions as may be specified by the Board from time to time or specified/provided under the Companies Act or SEBI Listing Regulations, or by any other regulatory authority.

**Composition of Stakeholders Relationship Committee:**

The composition of the Stakeholders Relationship Committee is given below:

Name of Members	Designation	Category of Directorship
Mr. Dileep Kumar Jain	Chairman	Independent Director
Dr. Satish Waman Wagh	Member	Chairman & Managing Director
Dr. Saloni Satish Wagh	Member	Whole Time Director

**Meetings and attendance during the year:**

The Stakeholders Relationship Committee met Four (4) times during the year and the following table gives the details of members and their attendance in Committee meetings held during the year ended March 31, 2023:

Members	Stakeholders Relationship Committee Meetings during 2022-23			
	May 20, 2022	August 12, 2022	November 10, 2022	February 14, 2023
Mr. Dileep Kumar Jain	Yes	Yes	Yes	Yes
Dr. Satish Waman Wagh	Yes	Yes	Yes	Yes
Dr. Saloni Satish Wagh	Yes	Yes	Yes	Yes

Mr. Dileep Kumar Jain, Chairman of the Stakeholders Relationship Committee attended the AGM of the Company held on September 16, 2022.

**Complaints / Grievances received and attended:**

During the year under review, Company has received 4 complaints from investors. All were replied/resolved to the satisfaction of the investors and no complaints were outstanding.

**4. Corporate Social Responsibility Committee:**

The Committee comprises of One Independent Directors and two executive directors. The Corporate Social Responsibility (CSR) Committee's responsibility is to assist the Board in undertaking CSR activities by way of formulating and monitoring CSR Policy of the Company.

The terms of reference of the Corporate Social Responsibility Committee are as follows:

- (a) formulate and recommend to the Board, a "Corporate Social Responsibility Policy" which shall indicate the activities to be undertaken by the Company as specified in Schedule VII of the Companies Act, 2013 and the rules made thereunder, as amended, monitor the implementation of the same from time to time, and make any revisions therein as and when decided by the Board;
- (b) identify corporate social responsibility policy partners and corporate social responsibility policy programmes;
- (c) review and recommend the amount of expenditure to be incurred on the activities referred to in clause (a) and the distribution of the same to various corporate social responsibility programs undertaken by the Company;
- (d) delegate responsibilities to the corporate social responsibility team and supervise proper execution of all delegated responsibilities;
- (e) review and monitor the implementation of corporate social responsibility programmes and issuing necessary directions as required for proper implementation and timely completion of corporate social responsibility programmes;
- (f) any other matter as the Corporate Social Responsibility Committee may deem appropriate after approval of the Board or as may be directed by the Board, from time to time, and
- (g) exercise such other powers as may be conferred upon the Corporate Social Responsibility Committee

in terms of the provisions of Section 135 of the Companies Act.

#### Composition of Corporate Social Responsibility Committee:

The composition of the Corporate Social Responsibility Committee is given below:

Name of Members	Designation	Category of Directorship
Dr. Satish Waman Wagh	Chairman	Chairman & Managing Director
Dr. Saloni Satish Wagh	Member	Whole Time Director
Mr. Kedar Shankar Karmarkar	Member	Independent Director

#### Meetings and attendance during the year:

The Corporate Social Responsibility Committee met One (1) times during the year and the following table gives the details of members and their attendance in Committee meetings held during the year ended March 31, 2023:

Members	Corporate Social Responsibility Committee held on August 12, 2022
Dr. Satish Waman Wagh	Yes
Dr. Saloni Satish Wagh	Yes
Mr. Kedar Shankar Karmarkar	Yes

#### 5. Risk Management Committee:

Risk Management Committee was constituted by the Board, consisting of Executive and Independent Directors, to review the processes and procedures for ensuring that all strategic, operational and regulatory risks are properly identified and that appropriate systems of monitoring and mitigation are in place and to oversee and review the risk management framework, assessment of risks and minimization procedures.

1. To formulate a detailed risk management policy which shall include:
  - a. A framework for identification of internal and external risks specifically faced by the Company, in particular including financial, operational, sectoral, sustainability (particularly, ESG related risks), information, cyber security risks or any other risk as may be determined by the Committee.

- b. Measures for risk mitigation including systems and processes for internal control of identified risks.

- c. Business continuity plan.

2. To ensure that appropriate methodology, processes and systems are in place to monitor and evaluate risks associated with the business of the Company;
3. To monitor and oversee implementation of the risk management policy, including evaluating the adequacy of risk management systems;
4. To periodically review the risk management policy, at least once in two years, including by considering the changing industry dynamics and evolving complexity;
5. To keep the board of directors informed about the nature and content of its discussions, recommendations and actions to be taken;
6. The appointment, removal and terms of remuneration of the Chief Risk Officer (if any) shall be subject to review by the Risk Management Committee.

#### Composition of Risk Management Committee:

The composition of the Risk Management Committee is given below:

Name of Members	Designation	Category of Directorship
Dr. Satish Waman Wagh	Chairman	Chairman & Managing Director
Dr. Saloni Satish Wagh	Member	Whole Time Director
Mr. Kedar Shankar Karmarkar	Member	Independent Director

#### Meetings and attendance during the year:

The Risk Management Committee met Two (2) times during the year and the following table gives the details of members and their attendance in Committee meetings held during the year ended March 31, 2023:

Members	Risk Management Committee Meetings during 2022-23	
	August 17, 2022	March 30, 2023
Dr. Satish Waman Wagh	Yes	Yes
Dr. Saloni Satish Wagh	Yes	Yes
Mr. Kedar Shankar Karmarkar	Yes	Yes

## 4. General Body Meetings:

### 1. Location and time, where last three AGMs held:

Year ended	Date & Time	Venue	Special Resolution passed
March 31, 2020	September 11, 2020 at 11:00 a.m.	Registered Office: 207/208, Udyog Bhavan, Sonawala Road, Goregaon (East), Mumbai – 400063, Maharashtra.	1. Adoption of new set of Articles of Associations of the Company
March 31, 2021	August 2, 2021 at 2:30 p.m.		-
March 31, 2022	September 16, 2022 at 03:00 p.m.	Registered Office: 207/208, Udyog Bhavan, Sonawala Road, Goregaon (East), Mumbai – 400063, Maharashtra through Video Conferencing ("VC") / Other Audio-Visual Means ("OAVM")	1. Approval of delivery of documents through a particular mode as may be sought by the member

### 2. Extraordinary General Meetings:

No Extra-Ordinary General Meetings of the members of the Company were held during the period under review.

### 3. Special Resolutions through Postal Ballot:

For the year ended March 31, 2023 no resolution was passed through postal ballot.

## 5. Means of Communication:

### 1. Quarterly, Half Yearly and Annual Results

The Quarterly, Half Yearly and Annual Results are published within the timeline stipulated under Listing Regulation. The results are submitted to the National Stock Exchange of India Limited (NSE) and BSE Limited (BSE) as well as uploaded on the Company's website and can be accessed at the [www.supriyalifescience.com](http://www.supriyalifescience.com). The Financial Results are published within the time stipulated under the listing regulation in newspaper viz. Financial Express & Loksatta.

### 2. Analyst/Investor Meets:

Officials of the Company periodically have conference calls with the Institutional Investor and Analysts. Official press release and presentations made to Institutional Investor and Analysts are submitted to the National Stock Exchange of India Limited (NSE) and BSE Limited (BSE) as well as uploaded on the Company's website and can be accessed at the [www.supriyalifescience.com](http://www.supriyalifescience.com). The Transcript of call with the analysts for Quarterly, Half Yearly and Annual Results are available on the Company's website.

### 3. Press Release, Presentation etc.:

Official media releases, presentations are sent to the Stock Exchanges. Presentations made to analysts, institutional investors, etc. are posted on the Company's website.

### 4. Management Discussion & Analysis Report:

The Management Discussion & Analysis Report forms a part of the Annual Report. All the matters pertaining to industry structure and developments, opportunities and threats, segment/product wise performance, outlook, risks & concerns etc. are discussed in the said report.

### 5. Company's Website:

The Company's website contains a separate dedicated section "Investor Relations". It contains comprehensive database of information of interest to our investors including the financial results and Annual Report of the Company, any price sensitive information disclosed to the regulatory authorities from time to time, business activities and the services rendered/facilities extended by the Company to our investors, in a user friendly manner. The basic information about the Company as called for in terms of Regulation 46 of the Listing Regulations is provided on Company's website and the same is updated regularly. The Company has designated [cs@supriyalifescience.com](mailto:cs@supriyalifescience.com) as an email id for the purpose of registering complaints by investors and displayed the same on the Company's website.

### 6. Periodic Compliances:

The quarterly, half yearly and annual results, shareholding pattern, Corporate Governance Report and other compliances are also posted on the website of the Company.

The Shareholding Pattern, Corporate Governance Report, Quarterly, Half Yearly and Annual Results and other compliances are also filed electronically on NSE Electronic Application Processing System (NEAPS) <https://neaps.nseindia.com/NEWLISTINGCORP/> and on BSE Online Portal - BSE Corporate Compliance & Listing Centre (the "Listing Centre") at <http://listing.bseindia.com/>

### 7. SCORES:

SCORES is a system implemented by SEBI which enables investors to lodge their complaints electronically on the SEBI website. The investor complaints are processed in a centralized web based complaints redressal system. The salient features of this system are Centralised database of all complaints, online upload of Action Taken Reports (ATRs) by concerned companies and online viewing by investors of actions taken on the complaint and its current status.

## 6. General Shareholder Information:

### I. Annual General Meeting for FY 2023:

Date: September 29, 2023

Time: 03:00 p.m. (IST)

Venue: Meeting is being conducted through VC/OAVM pursuant to the MCA Circular dated May 5, 2020 read with general circulars dated April 8, 2020, April 13, 2020, January 13, 2021, December 14, 2021 and May 05, 2022 as such there is no requirement to have a venue for the AGM.

For details, please refer to the Notice of this AGM.

As required under Regulation 36(3) of the SEBI Listing Regulations and Secretarial Standard 2 on General Meetings, particulars of Directors seeking re-appointment at this AGM are given in the Annexure to the Notice of this AGM.

### II. Financial Calendar:

April – March

The results for every Quarter are declared within 45 days from the end of the Quarter except for the last Quarter, for which Annual Audited Results are declared within the period of 60 days from the end of the Quarter as per Regulation 33 of the SEBI (Listing Obligations and Disclosure Requirements) Regulations, 2015.

### III. Book Closure Date:

As mentioned in the Notice of this AGM.

### IV. ISIN No.: INE07RO01027

### V. Dividend Payment Date:

on or after October 4, 2023

### VI. Listing on Stock Exchange:

#### BSE Limited

P. J. Towers, Dalal Street, Mumbai – 400 001.

#### National Stock Exchange of India Limited

Exchange Plaza, C-1, Block G,  
Bandra Kurla Complex, Bandra (East),  
Mumbai 400 051.

The Listing fees for the year 2023-2024 have been paid to both the Stock Exchanges.

### VII. Stock Code:

BSE: 543434

NSE: SUPRIYA

### VIII. Corporate Identity Number (CIN):

L51900MH2008PLC180452

## IX. Market Price Data: High, Low during each month in last financial Year

(Amount in ₹)

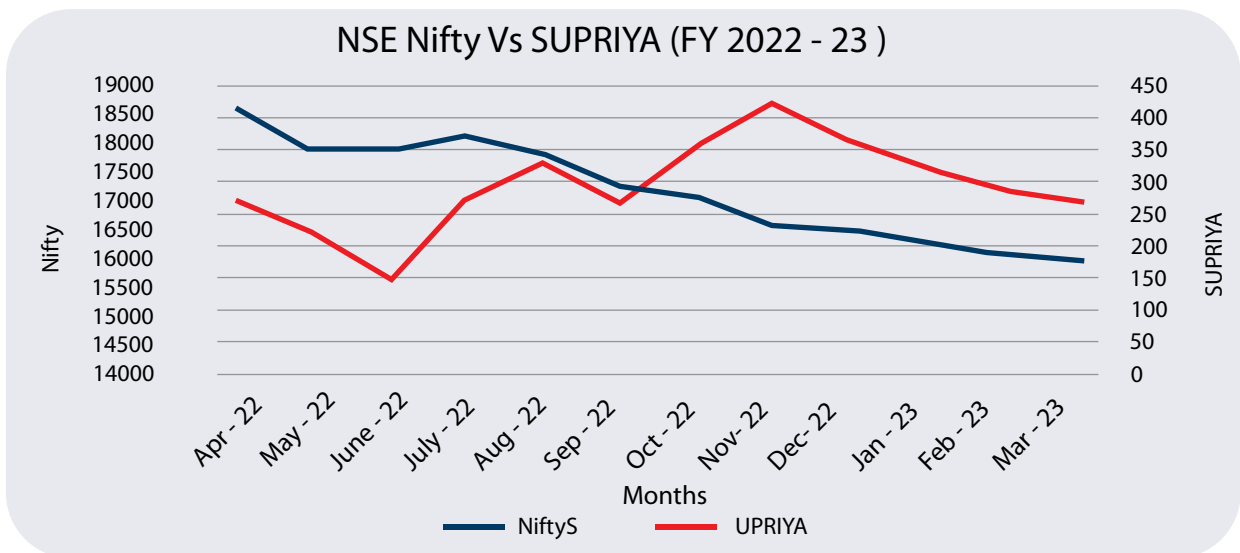
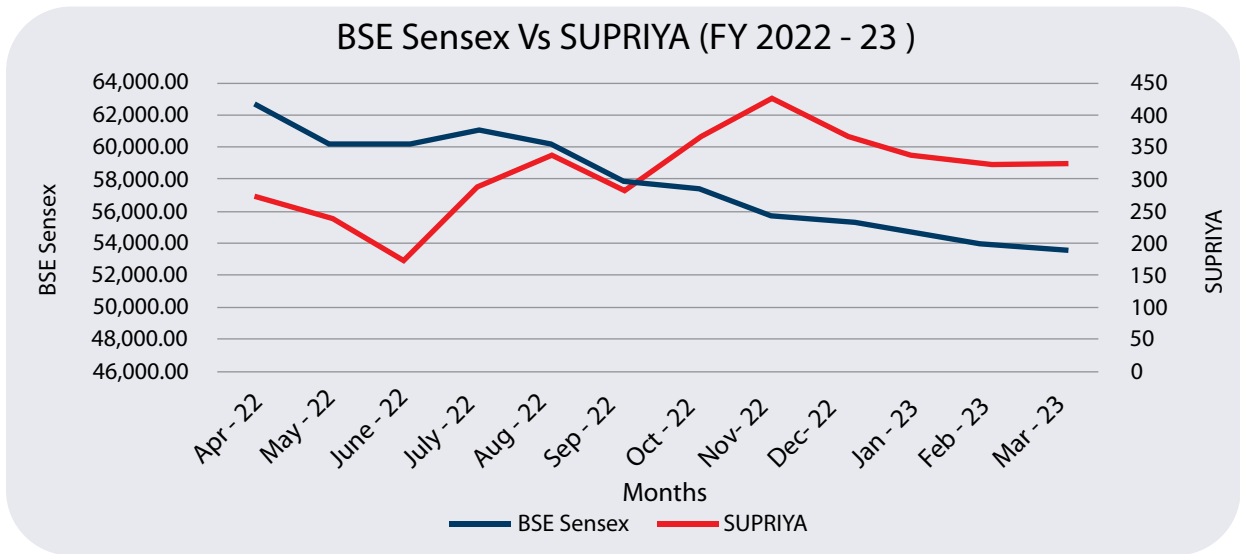
Month	BSE			NSE		
	High	Low	Volume	High	Low	Volume
April-22	515.35	412.00	11,13,566	515.15	412.00	81,88,958
May-22	420.00	315.45	9,46,983	419.60	315.50	92,80,462
June-22	373.00	293.00	3,65,735	373.10	292.35	35,40,335
July-22	406.45	340.05	6,33,239	406.70	340.50	66,73,283
August-22	388.00	346.25	7,31,719	388.00	347.00	62,38,118
September-22	359.75	293.95	8,53,758	360.45	294.00	55,37,134
October-22	309.60	282.15	3,67,103	309.80	282.20	24,41,452
November-22	290.70	232.00	6,69,956	290.75	231.35	60,90,893
December-22	258.55	222.55	5,47,586	258.50	221.75	41,20,227
January-23	243.85	207.80	3,57,467	243.90	207.80	20,97,051
February-23	224.50	179.10	8,17,892	224.95	179.10	69,93,759
March-23	217.80	170.05	10,18,697	217.85	170.15	59,76,448

Note:

(a) Source: BSE and NSE Website



X. Chart given below shows the stock performance at closing prices in comparison to the broad-based index such as BSE Sensex and NSE Nifty.



**XI. Registrar and Transfer Agent ('RTA'):**

Link Intime India Private Limited  
 Unit: Supriya Lifescience Limited  
 C 101, 247 Park, L B S Marg,  
 Vikhroli West, Mumbai- 400 083.  
 Tel: +91 22 4918 6000  
 Fax: +91 22 4918 6060  
 E-mail: [rnt.helpdesk@linkintime.co.in](mailto:rnt.helpdesk@linkintime.co.in)

**XII. Share Transfer System:**

During the financial year under review, RTA of the Company ensured compliance with all the procedural requirements with respect to transfer, transmission and transposition of shares and formalities with respect to name deletion, subdivision, consolidation, renewal, exchange and endorsement of share certificates. SEBI has mandated that, with effect from April 1, 2019, no share can be transferred in physical mode. All the shares of the Company are in dematerialised form. Trading in shares of the Company is permitted only in dematerialised form.

### XIII. Distribution of Shareholding as on March 31, 2023:

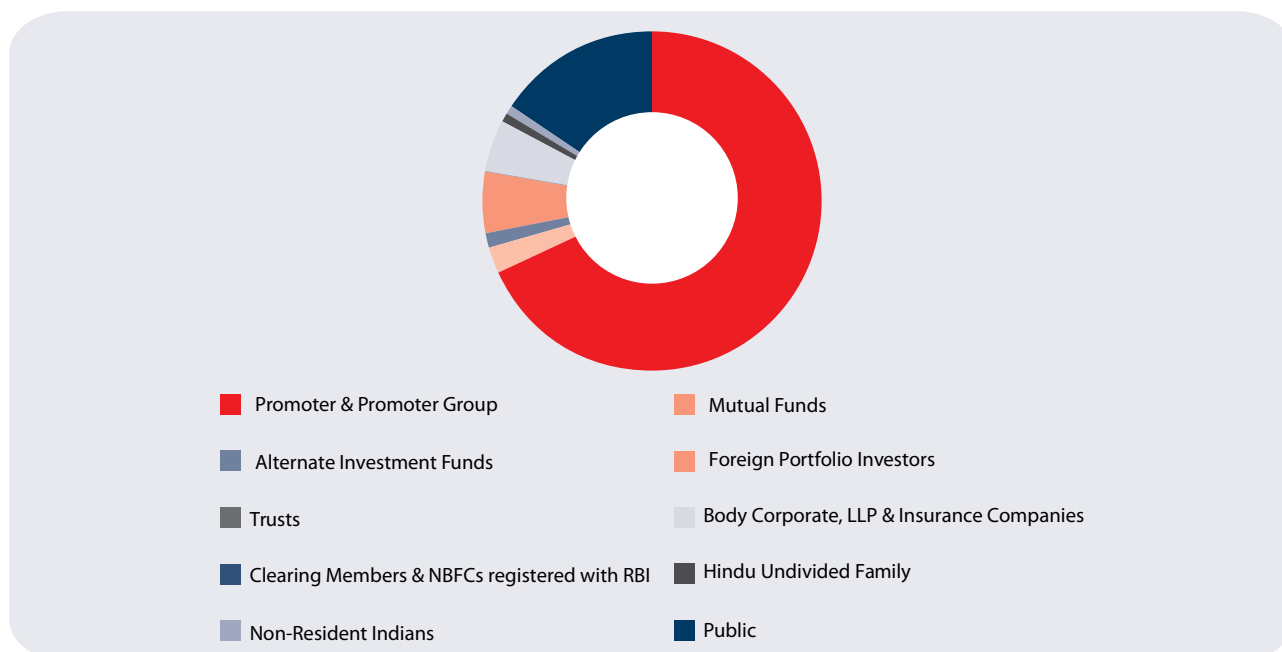
Category	No. of Shareholders*	% of Shareholders	No. of Shares	% of total Share Capital
1 to 500	93155	95.7922	6056736	7.5255
501 to 1000	2214	2.2767	1687237	2.0964
1001 to 2000	1048	1.0777	1548879	1.9245
2001 to 3000	317	0.3260	816724	1.0148
3001 to 4000	143	0.1470	508348	0.6316
4001 to 5000	105	0.1080	497494	0.6181
5001 to 10000	157	0.1614	1145706	1.4235
10001 & above	108	0.1111	68221676	84.7655
<b>TOTAL:</b>	<b>97247</b>	<b>100</b>	<b>80482800</b>	<b>100</b>

\* Without consolidating the folios on the basis of PAN

### Distribution of Shareholding (Category-wise) as on March 31, 2023:

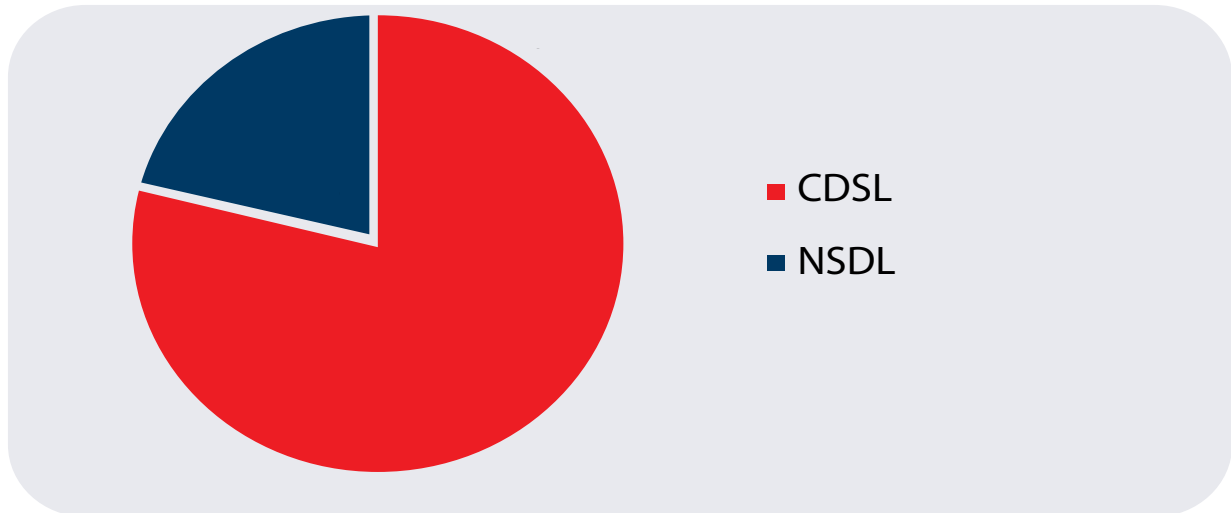
Category of Shareholders	No. of Shareholders*	No. of Shares	% of Shareholding
Promoter & Promoter Group	6	54954715	68.28
Mutual Funds	2	1911531	2.38
Alternate Investment Funds	3	1240060	1.54
Foreign Portfolio Investors (Corporate) – I & II	10	4548815	5.66
Trusts	3	14399	0.02
Body Corporate, LLP & Insurance Companies	276	4123909	5.12
Clearing Members & NBFCs registered with RBI	31	39587	0.05
Hindu Undivided Family	1352	523050	0.65
Non-Resident Indians	1134	619904	0.77
Public	94429	12506830	15.53

\*No. of shareholders mentioned here are consolidated on PAN basis



### Shareholding Profile as on March 31, 2023:

Mode of Holding	No. of shares	% to Equity
CDSL	63682730	79.13
NSDL	16800070	20.87
<b>Total</b>	<b>80482800</b>	<b>100.00</b>



#### XIV. Dematerialization of Shares and Liquidity:

The Company's shares are compulsorily traded in dematerialized form on NSE and BSE. Equity shares of the Company representing 100% of the Company's equity share capital are dematerialized as on March 31, 2023. Under the Depository System, the International Securities Identification Number (ISIN) allotted to the Company's shares is INE07RO01027.

#### XV. Outstanding ADRs/ GDRs/ Warrants or any convertible instruments, conversion date and likely impact on equity:

The Company does not have any outstanding ADRs/ GDRs/ Warrants or any convertible instruments.

#### XVI. Plant Locations:

1. A-5/2, Lote Parshuram Industrial Area, MIDC, Village – Lote, Taluka - Khed, District – Ratnagiri.
2. A-2, MIDC Genekhadpoli, Taluka – Chiplun, District – Ratnagiri

#### XVII. Address for Correspondence:

##### Registered Office:

Ms. Shweta Singh – Company Secretary & Compliance Officer

Supriya Lifescience Limited

207/208, Udyog Bhavan, Sonawala Road,

Goregaon (East), Mumbai – 400063.

Phone: +91 22 4033 2727

E-mail: [cs@supriyalifescience.com](mailto:cs@supriyalifescience.com)

Website: [www.supriyalifescience.com](http://www.supriyalifescience.com)

##### Registrar and Share Transfer Agents:

Link Intime India Private Limited

Unit: Supriya Lifescience Limited

C 101, 247 Park, L B S Marg,

Vikhroli West, Mumbai- 400 083.

Tel: +91 22 4918 6000

Fax: +91 22 4918 6060

E-mail: [rnt.helpdesk@linkintime.co.in](mailto:rnt.helpdesk@linkintime.co.in)

#### XVIII. Credit Rating:

ICRA Limited has affirmed the credit rating for the Company as [ICRA] A (Stable) on long-term scale and [ICRA] A1 on short-term scale.

#### 7. Other Disclosures:

##### I. Disclosures on materially significant related party transactions i.e. transactions of the Company of material nature with its Promoters, Directors or the Management, their Subsidiaries or Relatives, etc. that may have potential conflict with the interests of the Company at large:

During the year under review, the Company has not entered into any materially significant related party transaction, which could have a potential conflict of interest between the Company and its Promoters or Directors or Management or their relatives other than the transactions carried out in the normal course of business. Other related party transactions have been reported at Note No. 31 of notes to Financial Statements. The Audit Committee and the Board consider periodically the statement of related party transactions in detail together with the basis at their meetings and grant their approval. The Company has formulated a policy on materiality of Related Party Transactions and also on dealing with Related Parties. The policy is also available on the website of the Company: [www.supriyalifescience.com](http://www.supriyalifescience.com)

##### II. Disclosure of Accounting Treatment:

The financial statements of the Company have been prepared in accordance with the Indian Accounting Standards (Ind AS) referred to in Section 133 of the Act. The significant accounting policies which are consistently applied are set out in the Notes to the Financial Statements.

**III. Code of Conduct for Prohibition of Insider Trading:**

In accordance with the Securities and Exchange Board of India (Prohibition of Insider Trading) Regulations, 2015, the Company has, inter-alia, adopted a Code of Conduct for Prohibition of Insider Trading (Code) duly approved by the Board of Directors of the Company.

**IV. Cases of Non-Compliances / Penalties**

There were no instances of non-compliance or penalty, strictures imposed on the Company by Stock Exchanges or SEBI or any statutory authority on any matter related to capital markets during the last three years.

**V. Whistle Blower Policy & Vigil Mechanism:**

The Vigil Mechanism as envisaged in the Companies Act and the Rules thereunder and the Listing Regulations is implemented through the Whistle Blower Policy. This policy provides for adequate safeguards against victimization of persons who use such mechanism and provides direct access to the Chairperson of the Audit Committee in appropriate or exceptional cases.

It enables reporting illegal or unethical behaviour, actual or suspected fraud(s) or violation of the Company's Codes of Conduct or Corporate Governance Policies or any improper activity. No person has been denied access to the Chairman of the Audit Committee. The said policy can be accessed on the Company's website at the link <https://supriyalifescience.com/wp-content/uploads/2021/09/Whistle-Blower-Policy.pdf>

**VI. Certificate under Regulation 34(3) of SEBI Listing Regulations:**

A certificate has been received from M/s. DSM & Associates, Practising Company Secretary, that none of the directors on the Board of the Company has been debarred or disqualified from being appointed or continuing as director of companies by the SEBI / Ministry of Corporate Affairs or any such statutory authority is enclosed.

**VII. Dividend Distribution Policy:**

The Board of Directors adopted a Dividend Distribution Policy as per the statutory requirement of SEBI Listing Regulations and the Companies Act, 2013. The said Policy is available in the website of the Company at: <https://supriyalifescience.com/wp-content/uploads/2021/09/Dividend-Distribution-Policy.pdf>

**VIII. Web link where policy for determining 'material' subsidiaries is disclosed:**

The Company does not have any subsidiary and hence policy for determining the material subsidiary is not applicable.

**IX. Disclosures in relation to the Sexual Harassment of Women at Workplace (Prevention, Prohibition and Redressal) Act, 2013:**

The Company has in place an Anti-Sexual Harassment Policy in line with the requirements of the Sexual Harassment of Women at Workplace (Prevention, Prohibition and Redressal) Act, 2013. The objective of this policy is to lay clear guidelines and provide right direction in case of any reported incidence of sexual harassment across the Company's offices, and take appropriate decision in resolving such issues. An Internal Complaints Committee ('ICC') has been set up to redress the complaints received regarding sexual harassment.

During the financial year under review, no complaints were received in relation to the Sexual Harassment of Women at Workplace (Prevention, Prohibition and Redressal) Act, 2013 (as amended).

**X. Fees paid to Statutory Auditors:**

Please refer to the Notes to accounts, for the total fees paid by the Company to the Statutory Auditors for the financial year 2022-23.

**XI. Details of utilization of funds raised through preferential allotment or qualified institutions placement:**

The Company did not raise any funds through preferential allotment or qualified institutions placements specified under Regulation 32 (7A) of the Listing Regulations after the listing of its Equity Shares on the stock exchanges on December 28, 2021.

**XII. Commodity price risks or foreign exchange risks and hedging activities:**

The Company does not engage in commodity hedging activities.

**XIII. Compliance with mandatory requirements and adoption of the non-mandatory requirements:**

The Company confirms that it has complied with all mandatory requirements prescribed in the Listing Regulations.

In addition, the Company also strives to adhere and comply with the following discretionary requirements specified under Regulation 27(1) and Part E of the Schedule II of Listing Regulations, to the extent applicable:

- Company's financial statements have unmodified audit opinions.
- Internal auditor of the Company directly reports to the Audit committee.

The Company has complied with all the mandatory requirements specified in

Regulations 17 to 27 and clauses (b) to (i) of sub-regulation (2) of Regulation 46 of the SEBI Listing Regulations to the extent applicable.

**XIV. There were no instances where the Board had not accepted any recommendation of any Committees of the Board during the financial year ended March 31, 2023.**

**XV. This Corporate Governance Report of the Company for the financial year ended March 31, 2023 is in compliance with the requirements of Corporate Governance under the Listing Regulations, as applicable.**

**XVI. Disclosures with respect to demat suspense account/ unclaimed suspense account:**

As on the date of this report there are no shares lying in the Demat Suspense Account/ Unclaimed Suspense Account.

**XVII. CEO and CFO Certification:**

The CEO and CFO of the Company have certified to the Board in relation to reviewing financial statements and other information as required by Regulation 17(8) of the SEBI Listing Regulations and the certificate is appended.

**XVIII. Reconciliation of share capital audit report:**

Pursuant to Regulation 76 of SEBI (Depositories and Participants) Regulation, 2018, a Practicing

Company Secretary shall carry out a Secretarial Audit to reconcile the total admitted capital with NSDL and CDSL and the total issued and listed capital. This audit is carried out every quarter and the report thereon is submitted to the Stock Exchanges where the company's shares are listed. The audit confirms that the total listed and paid-up capital is in agreement with the aggregate of the total number of shares in dematerialised form (held with NSDL and CDSL).

**XIX. Code of Conduct:**

A Code of Conduct has been formulated for the Directors and Senior Management Personnel of the Company and the same is available on the Company's website. The Company has received confirmations from all Directors and Senior Management of the Company regarding compliance with the Code of Conduct for the Financial Year ended March 31, 2023, as applicable to them and also enclosed herewith.

**XX. Compliance Certificate from Auditors on Corporate Governance:**

Certificate from Secretarial auditors M/s. DSM & Associates, Practicing Company Secretary confirming compliance with the conditions of Corporate Governance as stipulated under SEBI (Listing Obligations and Disclosure Requirements) Regulations, 2015 is annexed as to this Report.

## Certificate of Non-Disqualification of Directors

(Pursuant to Regulation 34(3) and Schedule V Para C clause (10)(i) of the SEBI  
(Listing Obligations and Disclosure Requirements) Regulations, 2015)

To,  
The Members of  
**Supriya Lifescience Limited**

We have examined the relevant registers, records, forms, returns and disclosures received from the Directors of Supriya Lifescience Limited, having CIN L51900MH2008PLC180452 and having registered office at 207/208, Udyog Bhavan, Sonawala Road, Goregaon (East), Mumbai – 400 063, Maharashtra, India, (hereinafter referred to as “the Company”) produced before us by the Company for the purpose of issuing this Certificate, in accordance with Regulation 34 (3) read with Schedule V Para-C Clause 10 (i) of the Securities Exchange Board of India (Listing Obligations and Disclosure Requirements) Regulations, 2015.

In our opinion and to the best of our information and according to the verifications (including Directors Identification Number (DIN) status at the portal [www.mca.gov.in](http://www.mca.gov.in)) as considered necessary and explanations furnished to us by the Company & its officers, we hereby certify that none of the Directors on the Board of the Company as stated below for the financial year ending on March 31, 2023, have been debarred or disqualified from being appointed or continuing as Directors of Companies by the Securities and Exchange Board of India, Ministry of Corporate Affairs, or any such other Statutory Authority:

Sr. No.	Name of the Directors	DIN	Date of appointment in the Company
1.	Mrs. Smita Satish Wagh	00833912	March 26, 2008
2.	Dr. Satish Waman Wagh	01456982	March 26, 2008
3.	Mr. Bhairav Manojbhai Chokshi	03612527	February 2, 2015
4.	Mr. Kedar Shankar Karmarkar	06499019	February 2, 2015
5.	Dr. Saloni Satish Wagh	08491410	July 1, 2019
6.	Ms. Shivani Satish Wagh	08491420	July 1, 2019
7.	Mr. Dinesh Navnittal Modi	00004556	March 25, 2021
8.	Mr. Dileep Kumar Jain	00380311	March 25, 2021
9.	Ms. Neelam Yashpal Arora	01603068	March 25, 2021
10.	Mr. Manoj Deo Dorlikar	09844876	January 23, 2023

Ensuring the eligibility for the appointment / continuity of every Director on the Board is the responsibility of the management of the Company. Our responsibility is to express an opinion on these, based on my verification.

This certificate is neither an assurance as to the future viability of the Company nor of the efficiency or effectiveness with which the management has conducted the affairs of the Company.

**For DSM & Associates,**  
Company Secretaries  
UCN No. P2015MH038100  
Peer Review No.2229/2022

**CS Sanam Umbargikar**  
Partner  
M.No.11777  
COP No. 9394  
UDIN: F011777E000819155

Date: August 3, 2023.  
Place: Mumbai

## Certificate by Chief Executive Officer / Chief Financial Officer

To  
The Board of Directors  
**Supriya Lifescience Limited,**

- (a) We have reviewed financial statements for the ended March 31, 2023 and that to the best of our knowledge and belief:
- (i) these statements do not contain any materially untrue statement or omit any material fact or contain statements that might be misleading;
  - (ii) these statements together present a true and fair view of the company's affairs and are in compliance with the existing accounting standards, applicable laws and regulations.
- (b) To the best of our knowledge and belief, no transactions entered into by the company during the year which is fraudulent, illegal or violative of company's code of conduct.
- (c) We accept responsibility for establishing and maintaining internal controls for the financial reporting and that we have evaluated the effectiveness of the internal control systems of the company pertaining to the financial reporting and that no material deficiencies in the design or operation of internal controls were observed in the year ended March 31, 2023.
- (d) We have indicated to the auditors and the Audit Committee:
- (i) There has not been any significant change in internal control over financial reporting during the quarter and year under reference.
  - (ii) There has not been any significant change in accounting policies during the quarter /year requiring disclosure in the notes to the financial statements and
  - (iii) No instances of Significant fraud with involvement therein of the management or any employee having a significant role in the Company's internal control system over financial reporting were reported in the year ended March 31, 2023.

This Certificate is given by the undersigned with full knowledge that on its faith and strength, full reliance is placed by the Board of Directors of the Company.

### For Supriya Lifescience Limited

**Rajeev Kumar Jain**  
Chief Executive Officer

**Krishna Raghunathan**  
Chief Financial Officer

Date : May 26, 2023  
Place : Mumbai

## Declaration on Code of Conduct

Declaration under Securities Exchange Board of India (Listing Obligations and Disclosure Requirements) Regulation, 2015:

All the members of the Board and the Senior Management Personnel of the Company have for the year ended March 31, 2023, affirmed compliance with the Code of Conduct laid down by the Board of Directors in terms of SEBI (Listing Obligations and Disclosure Requirements) Regulations, 2015

**For Supriya Lifescience Limited**

**Rajeev Kumar Jain**  
Chief Executive Officer

Date : May 26, 2023  
Place : Mumbai



# Practicing Company Secretary's Certificate regarding compliance of conditions of Corporate Governance

[Pursuant To Regulation 34(3) and Schedule V Para E Of The SEBI  
(Listing Obligations and Disclosure Requirements) Regulations, 2015]

To the Members of  
**Supriya Lifescience Limited**

We have examined the compliance of conditions of Corporate Governance by **Supriya Lifescience Limited**, for the year ended March 31, 2023 as stipulated in Regulations 17, 18, 19, 20, 21, 22, 23, 24, 25, 26, 27 and clauses (b) to (i) of sub-regulation (2) of regulation 46 and para C, D and E of Schedule V of the Securities and Exchange Board of India (Listing Obligations and Disclosure Requirements) Regulations, 2015 (collectively referred to as "SEBI Listing Regulations, 2015).

The compliance of conditions of Corporate Governance is the responsibility of the Company's management. Our examination was carried out in accordance with the Guidance Note on Certification of Corporate Governance, issued by the Institute of Company Secretaries of India and was limited to procedures and implementation thereof, adopted by the Company for ensuring the compliance of the conditions of Corporate Governance. It is neither an audit nor an expression of opinion on the financial statements of the Company.

In our opinion and to the best of our information and according to the explanations given to us we certify that the Company has complied with the conditions of Corporate Governance as stipulated in the SEBI Listing Regulations, 2015.

We state that such compliance is neither an assurance as to the future viability of the Company nor the efficiency or effectiveness with which the management has conducted the affairs of the Company.

**For DSM & Associates,**  
Company Secretaries  
UCN: P2015MH038100  
Peer Review No.2229/2022

**CS Sanam Umbargikar**  
Partner  
M.No.: 11777.  
COP No.9394.  
UDIN: F011777E000819188

Date: August 3, 2023.  
Place: Mumbai.

# Independent Auditor's Report

To the  
Members of  
M/S. SUPRIYA LIFESCIENCE LIMITED

## Report on the Financial Statements

### Opinion

We have audited the financial statements of SUPRIYA LIFESCIENCE LIMITED ("the Company"), which comprise the balance sheet as at March 31, 2023, and the statement of Profit and Loss, statement of changes in equity and statement of cash flows for the year then ended, and notes to the financial statements, including a summary of significant accounting policies and other explanatory information (herein after referred to as "financial statement").

In our opinion and to the best of our information and according to the explanations given to us, the aforesaid financial statements give the information required by The Companies Act, 2013 ("the Act") in the manner so required and give a true and fair view in conformity with the accounting principles generally accepted in India, of the state of affairs of the Company as at March 31, 2023, and its Profit and other Comprehensive loss, changes in equity and its cash flows for the year ended on that date.

### Basis for Opinion

We conducted our audit in accordance with the Standards on Auditing (SAs) specified under section 143(10) of the Act. Our responsibilities under those SAs are further described in the Auditor's Responsibilities for the Audit of the Financial Statements section of our report. We are independent of the Company in accordance with the Code of Ethics issued by the Institute of Chartered Accountants of India (ICAI) together with the ethical requirements that are relevant to our audit of the financial statements under the provisions of the Companies Act, 2013 and the Rules there under, and we have fulfilled our other ethical responsibilities in accordance with these requirements and the Code of Ethics. We believe that the audit evidence we have obtained is sufficient and appropriate to provide a basis for our opinion on Financial Statements.

### Key Audit Matters

Key audit matters are those matters that, in our professional judgment, were of most significance in our audit of the financial statements of the current period. These matters were addressed in the context of our audit of the financial statements as a whole, and in forming our opinion thereon, and we do not provide a separate opinion on these matters.

## Information other than financial statements and auditors Report thereon

The Company management and Board of Directors are responsible for the other information. The other information comprises the information included in the Company annual report, but does not include the financial statement and our auditor's report thereon.

- Our opinion on the financial statement does not cover the other information and we do not express any form of assurance conclusion thereon.
- In connection with our audit of the financial statement, our responsibility is to read the other information and, in doing so, consider whether the other information is materially inconsistent with the financial statements or our knowledge obtained during the course of our audit or otherwise appear to be materially misstated.
- When we read the Company's annual report, if we conclude that there is a material misstatement therein, we are required to communicate the matter to those charged with governance and take necessary actions, as applicable under the relevant laws and regulations.

## Management's Responsibility for the Standalone Financial Statements

The Company's Board of Directors is responsible for the matters stated in section 134(5) of the Companies Act, 2013 ("the Act") with respect to the preparation of these standalone financial statements that give a true and fair view of the financial position, financial performance, (changes in equity) and cash flows of the Company in accordance with the accounting principles generally accepted in India, including the accounting Standards specified under section 133 of the Act. This responsibility also includes maintenance of adequate accounting records in accordance with the provisions of the Act for safeguarding of the assets of the Company and for preventing and detecting frauds and other irregularities; selection and application of appropriate implementation and maintenance of accounting policies; making judgments and estimates that are reasonable and prudent; and design, implementation and maintenance of adequate internal financial controls, that were operating effectively for ensuring the accuracy and completeness of the accounting records, relevant to the preparation and presentation of the financial statement that give a true and fair view and are free from material misstatement, whether due to fraud or error.

In preparing the financial statements, management is responsible for assessing the Company's ability to continue as a going concern, disclosing, as applicable, matters related to going concern and using the going concern basis of accounting unless management either intends to liquidate the Company or to cease operations, or has no realistic alternative but to do so.

That Board of Directors are also responsible for overseeing the Company's financial reporting process.

## Auditor's Responsibilities for the Audit of the Financial Statements

Our objectives are to obtain reasonable assurance about whether the financial statements as a whole are free from material misstatement, whether due to fraud or error, and to issue an auditor's report that includes our opinion. Reasonable assurance is a high level of assurance, but is not a guarantee that an audit conducted in accordance with SAs will always detect a material misstatement when it exists. Misstatements can arise from fraud or error and are considered material if, individually or in the aggregate, they could reasonably be expected to influence the economic decisions of users taken on the basis of these financial statements.

As part of an audit in accordance with SAs, we exercise professional judgement and maintain professional skepticism throughout the audit. We also:

- Identify and assess the risks of material misstatements of the financial statements, whether due to fraud or error, design and perform audit procedures responsive to those risks, and obtain audit evidence that is sufficient and appropriate to provide a basis for our opinion. The risk of not detecting a material misstatement resulting from fraud is higher than for one resulting from error, as fraud may involve collusion, forgery, intentional omissions, misrepresentations, or the override of internal control.
- Obtain an understanding of internal financial control relevant to the audit in order to design audit procedures that are appropriate in the circumstances. Under section 143(3)(i) of the Act, we are also responsible for expressing our opinion on whether the Company has adequate internal financial controls system with reference to financial statements in place and the operating effectiveness of such controls.
- Evaluate the appropriateness of accounting policies used and the reasonableness of accounting estimates and related disclosures made by management.
- Conclude on the appropriateness of management's use of the going concern basis of accounting and, based on the audit evidence obtained, whether a material uncertainty exists related to events or conditions that may cast significant doubt on the company's ability to continue as a going concern. If we conclude that the material uncertainty exists, we are required to draw attention in our Auditor's report to the related disclosures in the financial statements

or, if such disclosures are inadequate, to modify our opinion. Our conclusions are based on the audit evidence obtained up to the date of our auditor's report. However, future events or conditions may cause the Company to cease to continue as a going concern.

- Evaluate the overall presentation, structure and content of the financial statements, including the disclosures, and whether the financial statements represent the underlying transactions and events in a manner that achieves fair presentation.

Materiality is the magnitude of misstatements in the financial statements that, individually or in aggregate, makes it probable that the economic decisions of a reasonably knowledgeable user of the financial statements may be influenced. We consider quantitative materiality and qualitative factors in

- (i) Planning the scope of our audit work and in evaluating the results of our work; and
- (ii) To evaluate the effect of any identified misstatements in the financial statements.

We communicate with those charged with governance regarding, among other matters, the planned scope and timing of the audit and significant audit findings, including any significant deficiencies in internal control that we identify during our audit.

We also provide those charged with governance with a statement that we have complied with relevant ethical requirements regarding independence, and to communicate with them all relationships and other matters that may reasonably be thought to bear on our independence, and where applicable, related safeguards.

From the matters communicated with those charged with governance, we determine those matters that were of most significance in the audit of financial statements of the current period and are therefore the key audit matters. We describe these matters in our auditor's report unless law or regulation precludes public disclosure about the matter or when, in extremely rare circumstances, we determine that a matter should not be communicated in our report because the adverse consequences of doing so would reasonably be expected to outweigh the public interest benefits of such communication.

## Report on Other Legal and Regulatory Requirements

As required by the Companies (Auditor's Report) Order, 2016 ("the Order"), issued by the Central Government of India in terms of sub-section (11) of section 143 of the Companies Act, 2013, we give in the "Annexure B" a statement on the matters specified in paragraphs 3 and 4 of the Order, to the extent applicable.

As required by Section 143(3) of the Act, we report that:

- a) We have sought and obtained all the information and explanations which to the best of our knowledge and belief were necessary for the purposes of our audit.

- b) In our opinion, proper books of account as required by law have been kept by the Company so far as it appears from our examination of those books
- c) The Balance Sheet, the Statement of Profit and Loss (including other comprehensive income), the Statement of Changes in Equity and the Statement of Cash Flows dealt with by this Report are in agreement with the books of account.
- d) In our opinion, the aforesaid standalone financial statements comply with the Accounting Standards specified under Section 133 of the Act, read with Rule 7 of the Companies (Accounts) Rules, 2014.
- e) On the basis of the written representations received from the directors as on March 31, 2023 taken on record by the Board of Directors, none of the directors is disqualified as on March 31, 2023 from being appointed as a director in terms of Section 164 (2) of the Act.
- f) With respect to the adequacy of the internal financial controls over financial reporting of the Company and the operating effectiveness of such controls, refer to our separate Report in "Annexure A".
- g) With respect to the other matters to be included in the Auditor's Report in accordance with the requirements of section 197(16) of the Act, as amended:
- In our opinion and to the best of our information and according to the explanations given to us, the remuneration paid by the Company to its directors during the year is in accordance with the provisions of section 197 of the Act.
- h) As proviso to Rule 3(1) of the Companies (Accounts) Rules, 2014 (as amended), which provides for books of account to have the feature of audit trail, edit log and related matters in the accounting software used by the Company, is applicable to the Company only with effect from financial year beginning April 1, 2023, the reporting under clause (g) of Rule 11 of the Companies (Audit and Auditors) Rules, 2014 (as amended), is currently not applicable.
- i) With respect to the other matters to be included in the Auditor's Report in accordance with Rule 11 of the Companies (Audit and Auditors) Rules, 2014, in our opinion and to the best of our information and according to the explanations given to us:
- i. The Company has disclosed the impact of pending litigations as at March 31, 2023 on its financial position in its Financial Statements.
  - ii. The Company has made provision, as required under the applicable law or accounting standards, for material foreseeable losses, if any, on long-term contracts including derivative contracts.
- iii. The requirement to transfer amounts to the Investor Education and Protection Fund is not presently applicable to the company.
- iv. (a) The Management has represented that, to the best of its knowledge and belief, no funds (which are material either individually or in the aggregate) have been advanced or loaned or invested (either from borrowed funds or share premium or any other sources or kind of funds) by the Company to or in any other person or entity, including foreign entity ("Intermediaries"), with the understanding, whether recorded in writing or otherwise, that the Intermediary shall, whether, directly or indirectly lend or invest in other persons or entities identified in any manner whatsoever by or on behalf of the Company ("Ultimate Beneficiaries") or provide any guarantee, security or the like on behalf of the Ultimate Beneficiaries;
- (b) The Management has represented, that, to the best of its knowledge and belief, no funds (which are material either individually or in the aggregate) have been received by the Company from any person or entity, including foreign entity ("Funding Parties"), with the understanding, whether recorded in writing or otherwise, that the Company shall, whether, directly or indirectly, lend or invest in other persons or entities identified in any manner whatsoever by or on behalf of the Funding Party ("Ultimate Beneficiaries") or provide any guarantee, security or the like on behalf of the Ultimate Beneficiaries;
- (c) Based on the audit procedures that have been considered reasonable and appropriate in the circumstances, nothing has come to our notice that has caused us to believe that the representations under sub-clause (i) and (ii) of Rule 11(e), as provided under (a) and (b) above, contain any material misstatement.
- (d) The dividend declared or paid during the year by the Company is in compliance with Section 123 of the Act.

**For,**  
**Kakaria and Associates LLP**  
Chartered Accountants.  
FRN: 104558W/ W100601

**CA. Ujwal K. Kakaria**  
Partner

Date: - May 26, 2023  
Place: - Mumbai

Membership No. – 035416  
UDIN: - 23035416BGTHYK4179

## Annexure "A" to the Independent Auditor's Report

(Referred to in paragraph 1(f) under 'Report on Other Legal and Regulatory Requirements' section of our report to the Members of SUPRIYA LIFESCIENCE LIMITED of even date)

### Report on the Internal Financial Controls Over Financial Reporting under Clause (i) of Sub-section 3 of Section 143 of the Companies Act, 2013 ("the Act")

#### Opinion

We have audited the internal financial controls over financial reporting of **SUPRIYA LIFESCIENCE LIMITED** ("the Company") as of March 31, 2023 in conjunction with our audit of the financial statements of the Company for the year ended on that date.

In our opinion, to the best of our information and according to the explanations given to us, the Company has, in all material respects, an adequate internal financial controls system over financial reporting and such internal financial controls over financial reporting were operating effectively as at March 31, 2023, based on the internal control over financial reporting criteria established by the Company considering the essential components of internal control stated in the Guidance Note on Audit of Internal Financial Controls Over Financial Reporting issued by the Institute of Chartered Accountants of India.

#### Management's and Board of Directors' Responsibilities for Internal Financial Controls

The Board of Directors of the Company is responsible for establishing and maintaining internal financial controls based on the internal control over financial reporting criteria established by the Company considering the essential components of internal control stated in the Guidance Note on Audit of Internal Financial Controls Over Financial Reporting issued by the Institute of Chartered Accountants of India. These responsibilities include the design, implementation and maintenance of adequate internal financial controls that were operating effectively for ensuring the orderly and efficient conduct of its business, the safeguarding of its assets, the prevention and detection of frauds and errors, the accuracy and completeness of the accounting records, and the timely preparation of reliable financial information, as required under the Companies Act, 2013.

#### Auditor's Responsibility

Our responsibility is to express an opinion on the internal financial controls over financial reporting of the Company based on our audit. We conducted our audit in accordance with the Guidance Note on Audit of Internal Financial Controls Over Financial Reporting (the "Guidance Note") issued by the Institute of Chartered Accountants of India and the Standards on Auditing prescribed under

Section 143(10) of the Companies Act, 2013, to the extent applicable to an audit of internal financial controls. Those Standards and the Guidance Note require that we comply with ethical requirements and plan and perform the audit to obtain reasonable assurance about whether adequate internal financial controls over financial reporting was established and maintained and if such controls operated effectively in all material respects.

Our audit involves performing procedures to obtain audit evidence about the adequacy of the internal financial controls system over financial reporting and their operating effectiveness. Our audit of internal financial controls over financial reporting included obtaining an understanding of internal financial controls over financial reporting, assessing the risk that a material weakness exists, and testing and evaluating the design and operating effectiveness of internal control based on the assessed risk. The procedures selected depend on the auditor's judgment, including the assessment of the risks of material misstatement of the financial statements, whether due to fraud or error.

We believe that the audit evidence we have obtained, is sufficient and appropriate to provide a basis for our audit opinion on the Company's internal financial controls system over financial reporting.

#### Meaning of Internal Financial Controls with Reference to Financial Statements

A company's internal financial control over financial reporting is a process designed to provide reasonable assurance regarding the reliability of financial reporting and the preparation of financial statements for external purposes in accordance with generally accepted accounting principles. A company's internal financial control over financial reporting includes those policies and procedures that pertain to the maintenance of records that, in reasonable detail, accurately and fairly reflect the transactions and dispositions of the assets of the company; provide reasonable assurance that transactions are recorded as necessary to permit preparation of financial statements in accordance with generally accepted accounting principles, and that receipts and expenditures of the company are being made only in accordance with authorizations of management and directors of the company; and provide reasonable assurance regarding



prevention or timely detection of unauthorized acquisition, use, or disposition of the company's assets that could have a material effect on the financial statements.

### **Inherent Limitations of Internal Financial Controls Over Financial Reporting with Reference to Standalone Financial Statements**

Because of the inherent limitations of internal financial controls over financial reporting, including the possibility of collusion or improper management override of controls, material misstatements due to error or fraud may occur and not be detected. Also, projections of any evaluation of the internal financial controls over financial reporting to future periods are subject to the risk that the internal

financial control over financial reporting may become inadequate because of changes in conditions, or that the degree of compliance with the policies or procedures may deteriorate.

For,  
**Kakaria and Associates LLP**  
Chartered Accountants.  
FRN: 104558W/ W100601

**CA. Ujwal K. Kakaria**

Partner

Date: - May 26, 2023

Place: - Mumbai

Membership No. – 035416

UDIN: - 23035416BGTHYK4179

## Annexure 'B' to the Independent Auditor's Report

(Referred to in paragraph 2 under 'Report on Other Legal and Regulatory Requirements' section of our report to the Members of SUPRIYA LIFESCIENCE LIMITED of even date)

To the best of our information and according to the explanations provided to us by the Company and the books of account and records examined by us in the normal course of audit, we state that:

- i. In respect of the Company's Property, Plant and Equipment and Intangible Assets:
  - a) (A) The Company has maintained proper records showing full particulars, including quantitative details and situation of Property, Plant and Equipment and relevant details of right-of-use assets.  
(B) The Company has maintained proper records showing full particulars of intangible assets.
  - b) The Company has a regular program of physical verification of Property, Plant and Equipment and right-of-use assets so to cover all the assets once every three years which, in our opinion, is reasonable having regard to the size of the Company and the nature of its assets. Pursuant to the program, certain Property, Plant and Equipment were verified during the year. According to the information and explanations given to us, no material discrepancies were noticed on such verification.
  - c) Based on our examination of the property tax receipts and lease agreement for land on which building is constructed, registered sale deed / transfer deed / conveyance deed provided to us, we report that, the title in respect of self-constructed buildings and title deeds of all other immovable properties (other than properties where the company is the lessee and the lease agreements are duly executed in favour of the lessee), disclosed in the financial statements included under Property, Plant and Equipment are held in the name of the Company as at the balance sheet date.
  - d) The Company has not revalued any of its Property, Plant and Equipment (including right-of-use assets) and intangible assets during the year.
  - e) No proceedings have been initiated during the year or are pending against the Company as at March 31, 2023 for holding any benami property under the Benami Transactions (Prohibition) Act, 1988 (as amended in 2016) and rules made thereunder.
- ii. (a) The Management has conducted physical verification of inventory at reasonable intervals during the year and no material discrepancies were noticed on such physical verification. Inventories lying with the third parties have been confirmed as at March 31, 2023 and no material discrepancies were noticed in respect of such confirmations.
  - (b) According to the information and explanations given to us and on the basis of our examination of the records of the Company, the Company has been sanctioned working capital limits in excess of five crore rupees, in aggregate, from banks on the basis of security of current assets. In our opinion, the quarterly returns or statements filed by the Company with such banks are in agreement with the books of account of the Company.
- iii. The Company has not made investments in, companies, firms, Limited Liability Partnerships, and granted unsecured loans to other parties, during the year, in respect of which:
  - (a) The Company has not provided any loans or advances in the nature of loans or stood guarantee, or provided security to any other entity during the year, and hence reporting under clause 3(iii)(a) of the Order is not applicable.
  - (b) In our opinion, the investments made and the terms and conditions of the grant of loans, during the year are, prima facie, not prejudicial to the Company's interest.
  - (c) In respect of loans granted by the Company, the schedule of repayment of principal and payment of interest has been stipulated and the repayments of principal amounts and receipts of interest are generally been regular as per stipulation.
  - (d) In respect of loans granted by the Company, there is no overdue amount remaining outstanding as at the balance sheet date.
  - (e) No loan granted by the Company which has fallen due during the year, has been renewed or extended or fresh loans granted to settle the overdue of existing loans given to the same parties.
  - (f) The Company has not granted any loans or advances in the nature of loans either repayable on demand or without specifying any terms or period of repayment during the year. Hence, reporting under clause 3(iii)(f) is not applicable.
- iv. The Company has complied with the provisions of Sections 185 and 186 of the Companies Act, 2013 in respect of loans granted, investments made and guarantees and securities provided, as applicable.



- v. The Company has not accepted any deposit or amounts which are deemed to be deposits. Hence, reporting under clause 3(v) of the Order is not applicable.
- vi. We have broadly reviewed the books of accounts maintained by the company pursuant to the rules made by the central government for the maintenance of cost records under section 148(1) of the companies act 2013, and are of the opinion that prima facie the specified accounts and records have been made and maintained. We have not, however, made a details examination of the same.
- vii. In respect of statutory dues:
- (a) In our opinion, the Company has generally been regular in depositing undisputed statutory dues,

including Goods and Services tax, Provident Fund, Employees' State Insurance, Income Tax, Sales Tax, Service Tax, duty of Custom, duty of Excise, Value Added Tax, Cess and other material statutory dues applicable to it with the appropriate authorities.

There were disputed amounts payable in respect of Goods and Service tax, Provident Fund, Employees' State Insurance, Income Tax, Sales Tax, Service Tax, duty of Custom, duty of Excise, Value Added Tax, Cess and other material statutory dues in arrears as at March 31, 2023 for a period of more than six months from the date they became payable.

- (b) Details of statutory dues referred to in sub-clause (a) above which have not been deposited as on March 31, 2023 on account of disputes are given below:

Nature of the statute	Nature of dues	Amount (₹ In millions)	Period to which the amount relates	Forum where dispute is pending
The Service Tax Act, 1994	Service Tax	₹6.55	F.Y 2017-18	Tribunal

- viii. There were no transactions relating to previously unrecorded income that have been surrendered or disclosed as income during the year in the tax assessments under the Income Tax Act, 1961 (43 of 1961).
- ix. a. The Company did not have any loans or borrowings from any lender during the year. Accordingly, clause 3(ix)(a) of the Order is not applicable.
- b. The Company has not been declared wilful defaulter by any bank or financial institution or government or any government authority.
- c. The Company has not taken any term loan during the year and there are no outstanding term loans at the beginning of the year and hence, reporting under clause 3(ix)(c) of the Order is not applicable.
- d. On an overall examination of the financial statements of the Company, funds raised on short-term basis have, prima facie, not been used during the year for long-term purposes by the Company.
- e. On an overall examination of the financial statements of the Company, the Company has not taken any funds from any entity or person on account of or to meet the obligations of its subsidiaries.
- f. The Company has not raised any loans during the year and hence reporting on clause 3(ix)(f) of the Order is not applicable.
- x. a. In our opinion and according to information and explanations given by the management and audit procedures performed by us, monies raised by the company by way of initial public offer were

applied for the purpose for which they were raised, though idle/surplus funds which were not required for immediate utilization have been gainfully invested in fixed deposits payable on demand. The maximum amount of idle/surplus funds invested during the year was ₹709.79 millions.

- b. During the year, the Company has not made any preferential allotment or private placement of shares or convertible debentures (fully or partly or optionally) and hence reporting under clause 3(x) (b) of the Order is not applicable.
- xi. a. No fraud by the Company and no material fraud on the Company has been noticed or reported during the year.
- b. No report under sub-section (12) of section 143 of the Companies Act has been filed in Form ADT-4 as prescribed under rule 13 of Companies (Audit and Auditors) Rules, 2014 with the Central Government, during the year and upto the date of this report.
- c. We have taken into consideration the whistle blower complaints received by the Company during the year (and upto the date of this report), while determining the nature, timing and extent of our audit procedures.
- xii. The Company is not a Nidhi Company and hence reporting under clause (xii) of the Order is not applicable.
- xiii. In our opinion, the Company is in compliance with Section 177 and 188 of the Companies Act, 2013 with respect to applicable transactions with the related parties and the details of related party transactions



have been disclosed in the standalone financial statements as required by the applicable accounting standards.

- xiv. (a) In our opinion the Company has an adequate internal audit system commensurate with the size and the nature of its business.
- (b) We have considered, the internal audit reports for the year under audit, issued to the Company during the year and till date, in determining the nature, timing and extent of our audit procedures.
- xv. In our opinion during the year the Company has not entered into any non-cash transactions with its Directors or persons connected with its directors. and hence provisions of section 192 of the Companies Act, 2013 are not applicable to the Company.
- xvi. (a) In our opinion, the Company is not required to be registered under section 45-IA of the Reserve Bank of India Act, 1934. Hence, reporting under clause 3(xvi)(a), (b) and (c) of the Order is not applicable.
- (b) In our opinion, there is no core investment company within the Group (as defined in the Core Investment Companies (Reserve Bank) Directions, 2016) and accordingly reporting under clause 3(xvi)(d) of the Order is not applicable.
- xvii. The Company has not incurred cash losses during the financial year covered by our audit and the immediately preceding financial year.
- xviii. There has been no resignation of the statutory auditors of the Company during the year. Accordingly, clause 3(xviii) of the Order is not applicable.
- xix. On the basis of the financial ratios, ageing and expected dates of realisation of financial assets and payment of financial liabilities, other information accompanying the financial statements and our knowledge of the Board of Directors and Management plans and based on our examination of the evidence supporting the assumptions, nothing has come to our attention, which causes us to believe that any material uncertainty exists as on the date of the audit report indicating that Company is not capable of meeting its liabilities existing at the date of balance sheet as and when they fall due within a period of one year from the balance sheet date. We, however, state that this is not an assurance as to the future viability of the Company. We further state that our reporting is based on the facts up to the date of the audit report and we neither give any guarantee nor any assurance that all liabilities falling due within a period of one year from the balance sheet date, will get discharged by the Company as and when they fall due.
- xx. (a) The Company has transferred the amount of Corporate Social Responsibility (CSR) remaining unspent in compliance with second proviso to sub-section (5) of Section 135 of the said Act in respect of "other than ongoing projects" to a Fund specified in Schedule VII to the Companies Act within a period of 6 months of the end of the financial year in compliance with second proviso to sub-section (5) of Section 135 of the said Act.
- (b) There are no unspent amounts towards ongoing projects requiring transfer to unspent Corporate Social Responsibility (CSR) account within a period of 30 days from the end of the said financial year in compliance with the provision of section 135(6) of the Act. Accordingly, reporting under clause 3(xx)(a) of the Order is not applicable for the year.

**For,**  
**Kakaria and Associates LLP**  
Chartered Accountants.  
FRN: 104558W/ W100601

**CA. Ujwal K. Kakaria**  
Partner

Date: - May 26, 2023  
Place: - Mumbai

Membership No. - 035416  
UDIN: - 23035416BGTHYK4179

## Standalone Balance Sheet as at March 31, 2023

CIN No: L51900MH2008PLC180452

(All amounts in Indian ₹ million, except as otherwise stated)

Particulars	Notes	March 31, 2023	March 31, 2022
<b>ASSETS</b>			
<b>Non-current assets</b>			
(i) Property, plant and equipment	3	2,551.17	1,824.68
(ii) Right to Use Asset	3	53.15	57.97
(iii) Capital Work in progress	5	676.28	434.09
(iv) Intangible Assets	4	11.06	15.09
(v) Financial Assets			
- Investments	6	252.96	0.53
(vi) Other Non- Current Assets	8	9.28	39.84
<b>Total Non-current assets</b>		<b>3,553.90</b>	<b>2,372.18</b>
<b>Current assets</b>			
(i) Inventories	9	1,157.70	923.12
(ii) Financial Assets			
- Loans and Advances	7	5.49	5.74
- Trade receivables	10	846.64	1,151.83
- Cash and cash equivalents	11(a)	852.51	1,657.76
- Bank balances other than (iii) above	11(a)	723.31	621.32
- Other Financial Assets	11(b)	64.06	60.32
(iii) Other current assets	12	999.16	555.34
<b>Total Current Assets</b>		<b>4,648.87</b>	<b>4,975.44</b>
<b>TOTAL ASSETS</b>		<b>8,202.77</b>	<b>7,347.62</b>
<b>EQUITY AND LIABILITIES</b>			
<b>EQUITY</b>			
(i) Equity share capital	13	160.97	160.97
(ii) Other equity	14	6,833.62	5,995.91
<b>Total Equity</b>		<b>6,994.58</b>	<b>6,156.87</b>
<b>LIABILITIES</b>			
<b>Non-current liabilities</b>			
(i) Financial Liabilities			
- Borrowings	15	-	-
- Lease Liabilities	16	54.89	52.95
(ii) Provisions	18	58.75	29.31
(iii) Deferred tax Liabilities	20	136.75	111.49
<b>Total Non-Current Liabilities</b>		<b>250.39</b>	<b>193.76</b>
<b>Current liabilities</b>			
(i) Financial liabilities			
- Borrowings	15	166.25	212.95
- Lease Liabilities	16	3.54	8.25
- Trade payables	19	642.28	489.72
- Other financial liabilities	17	8.21	7.94
(ii) Provisions	18	8.37	4.12
(iii) Other current liabilities	21	129.16	274.01
<b>Total Current Liabilities</b>		<b>957.80</b>	<b>996.99</b>
<b>TOTAL EQUITY AND LIABILITIES</b>		<b>8,202.77</b>	<b>7,347.62</b>

Summary of significant accounting policies

2

The accompanying notes are an integral part of the Standalone Ind AS financial statements.

As per our report of even date

**For Kakaria And Associates LLP**  
Chartered Accountants  
Firm Regn No 104558W/W100601

**For and on behalf of the Board of Directors of  
SUPRIYA LIFESCIENCE LIMITED**

**Ujwal Kakaria**  
Partner  
Membership no.: 035416  
UDIN NO - 23035416BGTHYK4179

**Dr. Satish Wagh**  
Chairman &  
Managing Director  
DIN : 01456982

**Dr. Saloni Wagh**  
Whole Time Director  
DIN: 08491410

**Mr. Rajeev Jain**  
Chief Executive Officer

**Mr. Krishna Raghunathan**  
Chief Financial Officer

**Ms. Shweta Singh**  
Company Secretary  
M. No. A44973

Date: May 26, 2023  
Place: Mumbai

Date: May 26, 2023  
Place: Mumbai

## Statement of Profit & Loss for the period year ended March 31, 2023

CIN No: L51900MH2008PLC180452

(All amounts in Indian ₹ million, except as otherwise stated)

Particulars	Notes	March 31, 2023	March 31, 2022
<b>Income</b>			
Revenue from operations	22	4,609.38	5,300.49
Other income	23	94.89	75.77
<b>Total Income</b>		<b>4,704.27</b>	<b>5,376.26</b>
<b>Expenses</b>			
Cost of raw materials, components and stores consumed	24	1,873.18	1,988.30
(Increase)/ decrease in inventories	25	(65.06)	(30.26)
Employee benefits expense	26	555.78	490.78
Finance costs	28	30.84	41.98
Depreciation and amortization expense	27	118.15	101.18
Other expenses	29	956.49	711.82
<b>Total Expenses</b>		<b>3,469.40</b>	<b>3,303.81</b>
<b>Earnings before Tax and Exceptional Items</b>		<b>1,234.87</b>	<b>2,072.45</b>
<b>Exceptional Items</b>		-	-
<b>Profit before tax</b>		<b>1,234.87</b>	<b>2,072.45</b>
<b>Tax expense</b>			
Current tax		306.81	521.89
Deferred tax		29.49	32.46
<b>Total tax expense</b>		<b>336.30</b>	<b>554.35</b>
<b>Profit for the year</b>		<b>898.57</b>	<b>1,518.10</b>
<b>Other comprehensive income</b>			
(A) Items that will not to be reclassified to profit or loss in subsequent periods:			
(a) (i) Re-measurement gains/ (losses) on defined benefit plans (Refer Note 38)		(16.80)	(4.22)
(ii) Income tax relating to above		4.23	1.08
<b>Other comprehensive income ('OCI')</b>		<b>(12.57)</b>	<b>(3.15)</b>
<b>Total comprehensive income for the year (comprising profit and OCI for the year)</b>		<b>886.00</b>	<b>1,514.95</b>
<b>Earnings per equity share</b>			
Basic (₹)		11.16	18.86
Diluted (₹)		11.16	18.86

Summary of significant accounting policies

The accompanying notes are an integral part of the Standalone Ind AS financial statements.

As per our report of even date

**For Kakaria And Associates LLP**

Chartered Accountants

Firm Regn No 104558W/W100601

**For and on behalf of the Board of Directors of  
SUPRIYA LIFESCIENCE LIMITED**
**Ujwal Kakaria**

Partner

Membership no.: 035416

UDIN NO - 23035416BGTHYK4179

**Dr. Satish Wagh**

Chairman &amp;

Managing Director

DIN : 01456982

**Dr. Saloni Wagh**

Whole Time Director

DIN: 08491410

**Mr. Rajeev Jain**

Chief Executive Officer

**Mr. Krishna Raghunathan**

Chief Financial Officer

**Ms. Shweta Singh**

Company Secretary

M. No. A44973

Date: May 26, 2023

Place: Mumbai

Date: May 26, 2023

Place: Mumbai

## Cash flow statement

for the year ended March 31, 2023

CIN No: L51900MH2008PLC180452

(All amounts in Indian ₹ million, except as otherwise stated)

Particulars	For the year ended March 31, 2023	For the year ended March 31, 2022
<b>A CASH FLOW FROM OPERATING ACTIVITIES</b>		
Profit before tax	1,234.87	2,072.45
<b>Adjustments for</b>		
Depreciation and Amortization	118.06	101.18
Interest Income	(94.94)	(70.70)
Interest on Lease Liability	-	(3.36)
Finance Cost	30.84	41.59
Loss on Sale of fixed Assets	1.11	-
Non Cash Expenses	16.88	-
<b>Operating profit before working capital changes</b>	<b>1,306.82</b>	<b>2,141.16</b>
<b>Adjustments for movement in working capital</b>		
Adjustments for (increase)/ decrease in operating assets		
Trade Receivables	305.19	(416.83)
Inventories	(234.58)	(198.32)
Other Current Assets	(447.55)	(288.83)
Loans and Advances	0.26	(30.53)
Other Non Current Assets	30.55	(28.59)
	<b>(346.13)</b>	<b>(963.10)</b>
Adjustments for increase/ (decrease) in operating liabilities		
Trade payables	152.56	(20.50)
Short term / Long term provisions	-	7.14
Other Financial Liabilities	0.27	(194.86)
Other Current liabilities	(163.09)	127.79
	<b>(10.26)</b>	<b>(80.43)</b>
(Income tax paid)/net of refund	(288.56)	(609.62)
<b>Net Cash generated from Operating Activities</b>	<b>661.87</b>	<b>488.01</b>
<b>B CASH FLOW FROM INVESTING ACTIVITIES</b>		
Purchase of Fixed Assets	(1,084.44)	(599.04)
(Purchase)/ Sale of Investments	(252.43)	-
Sale of fixed Assets	5.43	0.82
<b>Net Cash generated/(outflow) from Investing Activities</b>	<b>(1,331.45)</b>	<b>(598.22)</b>
<b>C CASH FLOW FROM FINANCING ACTIVITIES</b>		
Proceeds from Issue of Shares	-	2,000.00
Increase/(Decrease) in Short term borrowing	(46.70)	(486.07)
Finance Cost	(30.84)	(36.58)
Dividend Paid	(48.29)	(43.91)
Interest Income	94.94	70.70
Repayment of Lease liability	(2.78)	(7.63)
<b>Net Cash generated from Financing Activities</b>	<b>(33.68)</b>	<b>1,496.52</b>
<b>Net Increase/(Decrease) in Cash and Cash equivalents</b>	<b>(703.26)</b>	<b>1,386.31</b>
<b>Cash and Cash Equivalents at the end of previous period</b>	<b>2,279.08</b>	<b>892.77</b>
<b>Cash and Cash Equivalents as at the end of the reporting period</b>	<b>1,575.82</b>	<b>2,279.08</b>

The accompanying notes are an integral part of the Standalone Ind AS financial statements.

As per our report of even date

For Kakaria And Associates LLP  
Chartered Accountants  
Firm Regn No 104558W/W100601

For and on behalf of the Board of Directors of  
SUPRIYA LIFESCIENCE LIMITED

Ujwal Kakaria  
Partner  
Membership no.: 035416  
UDIN NO - 23035416BGTHYK4179

Dr. Satish Wagh  
Chairman &  
Managing Director  
DIN : 01456982

Dr. Saloni Wagh  
Whole Time Director  
DIN: 08491410

Mr. Rajeev Jain  
Chief Executive Officer

Mr. Krishna Raghunathan  
Chief Financial Officer

Ms. Shweta Singh  
Company Secretary  
M. No. A44973

Date: May 26, 2023  
Place: Mumbai

Date: May 26, 2023  
Place: Mumbai

## Statement of Changes in equity as at March 31, 2023

CIN No: L51900MH2008PLC180452

(All amounts in Indian ₹ million, except as otherwise stated)

### STATEMENT OF CHANGES IN EQUITY

#### I Equity Share Capital

Particulars	No. of Shares	Amount
As at March 2021	73183530	146.37
Addition During the year	7299270	14.60
As at March 2022	80482800	160.97
Addition During the year	-	-
As at March 2023	80482800	160.97

#### Rights and preferences attached to Equity Shares:

The Company has one class of equity shares having a par value of ₹2/- each. Each shareholder is eligible for one vote per share held.

In the event of liquidation, the equity shareholders are eligible to receive the remaining assets of the Company after distribution of all preferential amounts, in proportion to their shareholding.

#### II OTHER EQUITY

Particulars	Reserves and Surplus		Items of Other Comprehensive Income	Total
	Securities Premium Reserve	Retained Earnings		
Balance as at 31.03.21		2,537.15	2.32	2,539.46
Profit for the year		1,518.10		
Addition during the year	1,985.40			
Other Appropriations				
Items of OCI , net of Tax				
Remeasurement of Defined Benefit			(3.15)	
Dividends		(43.91)		
Dividend Distribution Tax		-		
Balance as at 31.03.2022	1,985.40	4,011.34	(0.83)	5,995.91
Profit for the year		898.57		898.57
Addition during the year				-
Other Appropriations				-
Items of OCI , net of Tax				-
Remeasurement of Defined Benefit			(12.57)	(12.57)
Dividends		(48.29)		(48.29)
Dividend Distribution Tax				-
Balance as at 31.03.23	1,985.40	4,861.62	(13.41)	6,833.62

The accompanying notes are an integral part of the Standalone Ind AS financial statements.

As per our report of even date

**For Kakaria And Associates LLP**  
Chartered Accountants  
Firm Regn No 104558W/W100601

**For and on behalf of the Board of Directors of  
SUPRIYA LIFESCIENCE LIMITED**

**Ujwal Kakaria**  
Partner  
Membership no.: 035416  
UDIN NO - 23035416BGTHYK4179

**Dr. Satish Wagh**  
Chairman &  
Managing Director  
DIN : 01456982

**Dr. Saloni Wagh**  
Whole Time Director  
DIN: 08491410

**Mr. Rajeev Jain**  
Chief Executive Officer

**Mr. Krishna Raghunathan**  
Chief Financial Officer

**Ms. Shweta Singh**  
Company Secretary  
M. No. A44973

Date: May 26, 2023  
Place: Mumbai

Date: May 26, 2023  
Place: Mumbai

## Notes to financial statements for the year ended March 31, 2023

CIN No: L51900MH2008PLC180452

(All amounts in Indian ₹ million, except as otherwise stated)

### Note 1: Corporate information

Supriya Lifescience Limited ('the Company') was incorporated in India on March 26, 2008 as a Public Limited Company, under The Companies Act 1956 is primarily engaged in manufacturing of Bulk Drugs and Pharmaceutical Chemicals. The registered office is located at 207/208, Udyog Bhavan, Sonawala Road, Goregaon (East), Mumbai- 400063.

The equity shares of the Company are listed on December 28, 2021 on recognized stock exchanges in India- The Bombay Stock Exchange and the National Stock Exchange.

These standalone financial statements for the year ended March 31, 2023 were approved by the Board of Directors on May 26, 2023.

### Note 2 - Statement of Significant Accounting Policies

The Company has prepared financial statements for the year ended March 31, 2023 in accordance with Indian Accounting Standards (Ind AS) notified under the Companies (Indian Accounting Standards) Rules, 2015 (as amended) read with Section 133 of the Companies Act, 2013, (the 'Act') and other relevant provision of the act together with the comparative data as at and for the year ended March 31, 2023.

The financial statements are presented in Indian Rupees which is the functional currency of the company All the financials information is presented in Indian rupees and are rounded to the nearest rupees in million except when otherwise indicated.

#### 2.1 Basis of preparation

The financial statements have been prepared on the historical cost basis, except for:

- (i) certain financial instruments that are measured at fair values at the end of each reporting period;
- (ii) defined benefit plans – plan assets that are measured at fair values at the end of each reporting period, as explained in the accounting policies below. Historical cost is generally based on the fair value of the consideration given in exchange for goods and services.

The Company has consistently applied the following accounting policies to all periods presented in these financial statements.

#### a) Use of estimates and judgements

The preparation of Company's financial statements in conformity with the recognition and measurement principles of Ind AS requires management of the Company to make estimates and judgements that affect the reported balances of assets and liabilities, disclosures of contingent liabilities as at the date of company financial statements and the reported amounts of income and expenses for the periods presented. Estimates and underlying assumptions are reviewed on an ongoing basis. Revisions to accounting estimates are recognised in the period in which the estimates are revised and future periods are affected. The Company uses the following critical accounting estimates in preparation of its standalone financial statements:

#### b) Current versus non-current classification

Assets and Liabilities are classified as current or non – current, inter-alia considering the normal operating cycle of the company's operations and the expected realization/settlement thereof within 12 months after the Balance Sheet date.

**Deferred tax assets and liabilities are classified as non-current assets and liabilities.**

#### c) Fair value measurement

Fair value is the price that would be received to sell an asset or paid to transfer a liability in an orderly transaction between market participants at the measurement date. The fair value measurement is based on the presumption that the transaction to sell the asset or transfer the liability takes place either:

- In the principal market for the asset or liability, or
- In the absence of a principal market, in the most advantageous market for the asset or liability.

The principal or the most advantageous market must be accessible by the Company.

## Notes to financial statements for the year ended March 31, 2023

CIN No: L51900MH2008PLC180452

(All amounts in Indian ₹ million, except as otherwise stated)

The fair value of an asset or a liability is measured using the assumptions that market participants would use when pricing the asset or liability, assuming that market participants act in their economic best interest.

The Company uses valuation techniques that are appropriate in the circumstances and for which sufficient data are available to measure fair value, maximising the use of relevant observable inputs and minimising the use of unobservable inputs.

All assets and liabilities for which fair value is measured or disclosed in the financial statements are categorised within the fair value hierarchy, described as follows, based on the lowest level input that is significant to the fair value measurement as a whole:

- Level 1 – Quoted (unadjusted) market prices in active markets for identical assets or liabilities
- Level 2 – Valuation techniques for which the lowest level input that is significant to the fair value measurement is directly or indirectly observable
- Level 3 – Valuation techniques for which the lowest level input that is significant to the fair value measurement is unobservable

For assets and liabilities that are recognised in the financial statements on a recurring basis, the Company determines whether transfers have occurred between levels in the hierarchy by re-assessing categorisation (based on the lowest level input that is significant to the fair value measurement as a whole) at the end of each reporting period.

### d) Revenue recognition

Revenue from contracts with customers is recognised when control of the goods or services are transferred to the customer at an amount that reflects the consideration to which the Company expects to be entitled in exchange for those goods or services.

The Company has generally concluded that it is the principal in its revenue arrangements, since it is the primary obligor in all of its revenue arrangement, as it has pricing latitude and is exposed to inventory and credit risks.

Revenue is stated net of goods and service tax and net of returns, chargebacks, rebates and other similar allowances. These are calculated on the basis of historical experience and the specific terms in the individual contracts.

In determining the transaction price, the Company considers the effects of variable consideration, the existence of significant financing components, noncash consideration, and consideration payable to the customer (if any).

The Company estimates variable consideration at contract inception until it is highly probable that a significant revenue reversal in the amount of cumulative revenue recognised will not occur when the associated uncertainty with the variable consideration is subsequently resolved.

**Royalties:** Royalty revenue is recognised on an accrual basis in accordance with the substance of the relevant agreement (provided that it is probable that economic benefits will flow to the Company and the amount of revenue can be measured reliably). Royalty arrangements that are based on production, sales and other measures are recognised by reference to the underlying arrangement.

### e) Cash and cash equivalents

The Company considers all highly liquid investments, which are readily convertible into known amounts of cash that are subject to an insignificant risk of change in value, to be cash equivalents. Cash and cash equivalents consist of balances with banks which are unrestricted for withdrawal and usage.

**Interest:** Interest income is recognised on a time proportion basis taking into account the amount outstanding and the applicable interest applicable. Interest income is included under the head "Other income" in the statement of profit & loss account.

**Dividends:** Dividend income is recognised when the Company's right to receive dividend is established by the balance sheet date.

### f) Financial assets at amortised cost

Financial assets are subsequently measured at amortised cost if these financial assets are held within a business whose objective is to hold these assets in order to collect contractual cash flows and the contractual terms of the financial assets give rise on specified dates to cash flows that are solely payments of principal and interest on the principal amount outstanding.

## Notes to financial statements for the year ended March 31, 2023

CIN No: L51900MH2008PLC180452

(All amounts in Indian ₹ million, except as otherwise stated)

### g) Financial assets at fair value through other comprehensive income

Financial assets are measured at fair value through other comprehensive income if these financial assets are held within a business whose objective is achieved by both collecting contractual cash flows on specified dates that are solely payments of principal and interest on the principal amount outstanding and selling financial assets. The Company has made an irrevocable election to present subsequent changes in the fair value of equity investments not held for trading in other comprehensive income.

### h) Financial assets at fair value through profit or loss

Financial assets are measured at fair value through profit or loss unless they are measured at amortised cost or at fair value through other comprehensive income on initial recognition. The transaction costs directly attributable to the acquisition of financial assets and liabilities at fair value through profit or loss are immediately recognised in statement of profit and loss.

### i) Income Tax.

Income tax expense consists of current and deferred tax. Income tax expense is recognised in profit or loss except to the extent that it relates to items recognised in OCI or directly in equity, in which case it is recognised in OCI or directly in equity respectively

#### i. Current income tax

Current tax is the expected tax payable on the taxable profit for the year, using tax rates enacted or substantively enacted by the end of the reporting period, and any adjustment to tax payable in respect of previous years. Current tax assets and tax liabilities are offset where the Company has a legally enforceable right to offset and intends either to settle on a net basis, or to realise the asset and settle the liability simultaneously. Current income tax assets and liabilities are measured at the amount expected to be recovered from or paid to the taxation authorities.

Current income tax relating to items recognised outside profit or loss is recognised outside profit or loss (either in other comprehensive income or in equity). Current tax items are recognised in correlation to the underlying transaction either in OCI or directly in equity. Management periodically evaluates positions taken in the tax returns with respect to situations in which applicable tax regulations are subject to interpretation and establishes provisions where appropriate.

The Govt. of India had issued the Taxation Laws (Amendment) Act 2019 which provides Domestic Companies an option to pay corporate tax at reduced rates from April 1, 2019 subject to certain conditions. The company intends to opt for lower tax regime. No tax provision has been made for the year in view of losses. The company has recognised consequential impact by reversing deferred tax assets.

#### ii. Deferred tax

Deferred tax is provided using the liability method on temporary differences between the tax bases of assets and liabilities and their carrying amounts for financial reporting purposes at the reporting date.

Deferred tax liabilities are recognised for all taxable temporary differences, except:

- When the deferred tax liability arises from the initial recognition of an asset or liability in a transaction that is not a business combination and, at the time of the transaction, affects neither the accounting profit nor taxable profit or loss
- In respect of taxable temporary differences associated with investments in subsidiaries and interests in joint ventures when the timing of the reversal of the temporary differences can be controlled and it is probable that the temporary differences will not reverse in the foreseeable future

Deferred tax assets are recognised for all deductible temporary differences and the carry forward of any unused tax losses. Deferred tax assets are recognised to the extent that it is probable that taxable profit will be available against which the deductible temporary differences, and the carry forward of unused tax losses can be utilised, except:

- When the deferred tax asset relating to the deductible temporary difference arises from the initial recognition of an asset or liability in a transaction that is not a business combination and, at the time of the transaction, affects neither the accounting profit nor taxable profit or loss



## Notes to financial statements for the year ended March 31, 2023

CIN No: L51900MH2008PLC180452

(All amounts in Indian ₹ million, except as otherwise stated)

- In respect of deductible temporary differences associated with investments in subsidiaries and interests in joint ventures deferred tax assets are recognised only to the extent that it is probable that the temporary differences will reverse in the foreseeable future and taxable profit will be available against which the temporary differences can be utilised.

The carrying amount of deferred tax assets is reviewed at each reporting date and reduced to the extent that it is no longer probable that sufficient taxable profit will be available to allow all or part of the deferred tax asset to be utilised. Unrecognised deferred tax assets are re-assessed at each reporting date and are recognised to the extent that it has become probable that future taxable profits will allow the deferred tax asset to be recovered.

Deferred tax assets and liabilities are measured at the tax rates that are expected to apply in the year when the asset is realised or the liability is settled, based on tax rates (and tax laws) that have been enacted or substantively enacted at the reporting date.

Deferred tax relating to items recognised outside profit or loss is recognised outside profit or loss (either in other comprehensive income or in equity). Deferred tax items are recognised in correlation to the underlying transaction either in OCI or directly in equity.

Deferred tax assets and deferred tax liabilities are offset if a legally enforceable right exists to set off current tax assets against current tax liabilities and the deferred taxes relate to the same taxable entity and the same taxation authority.

### j) Property, plant and equipment

Plant and equipment is stated at cost of acquisition or constructions including attributable borrowing cost till such assets are ready for their intended use, less of accumulated depreciation and accumulated impairment losses, if any. Cost of acquisition for the aforesaid purpose comprises its purchase price, including import duties and other non-refundable taxes or levies and any directly attributable cost of bringing the asset to its working condition for its intended use, net of trade discounts, rebates and credits received if any.

Such cost includes the cost of replacing part of the plant and equipment and borrowing costs for long-term construction projects if the recognition criteria are met. When significant parts of plant and equipment are required to be replaced at intervals, the Company depreciates them separately based on their specific useful lives. Likewise, when a major inspection is performed, its cost is recognised in the carrying amount of the plant and equipment as a replacement if the recognition criteria are satisfied. All other repair and maintenance costs are recognised in profit or loss as incurred.

Property Plant and equipment are eliminated from financial statements, either on disposal or when retired from active use. Losses arising in case of retirement of Property, Plant and equipment and gains or losses arising from disposal of property, plant and equipment are recognised in statement of profit and loss in the year of occurrence.

The assets' residual values, useful lives and methods of depreciation are reviewed at each financial year and adjusted prospectively, if appropriate,

Depreciation is calculated on a straight-line basis over the estimated useful lives of the assets. Useful lives used by the Company are same as prescribed rates prescribed under Schedule II of the Companies Act 2013. The range of useful lives of the property, plant and equipment are as follows:

Particulars	Useful Lives
Buildings	30 years
Plants and Equipment	15 years
Office Equipment	05 years
Computer System	03 years
Motor Cars	08 years
Furniture & Fixture	10 years
Office Equipment	05 years

### k) Intangible Assets

Intangible assets acquired separately are measured on initial recognition at cost. Following initial recognition, intangible assets are carried at cost less any accumulated amortisation and accumulated impairment losses. Internally

## Notes to financial statements for the year ended March 31, 2023

CIN No: L51900MH2008PLC180452

(All amounts in Indian ₹ million, except as otherwise stated)

generated intangibles are not capitalised and the related expenditure is reflected in profit or loss in the period in which the expenditure is incurred.

The useful lives of intangible assets are assessed as either finite or indefinite. Intangible assets with finite lives are amortised over the useful economic life and assessed for impairment whenever there is an indication that the intangible asset may be impaired. Intangible assets are amortised as follows:

- Software – 5 years

Software for internal use, which is primarily acquired from third-party vendors and which is an integral part of a tangible asset, including consultancy charges for implementing the software, is capitalised as part of the related tangible asset. Subsequent costs associated with maintaining such software are recognised as expense as incurred. The capitalised costs are amortised over the lower of the estimated useful life of the software and the remaining useful life of the tangible fixed asset.

### l) Investments in the nature of equity in subsidiaries.

The Company has elected to recognise its investments in equity instruments in subsidiaries and associates at cost in the separate financial statements in accordance with the option available in Ind AS 27, 'Separate Financial Statements'.

### m) Investment properties

Investment properties comprise portions of office buildings and residential premises that are held for long-term rental yields and/or for capital appreciation. Investment properties are initially recognised at cost. Subsequently investment property comprising of building is carried at cost less accumulated depreciation and accumulated impairment losses.

The cost includes the cost of replacing parts and borrowing costs for long-term construction projects if the recognition criteria are met. When significant parts of the investment property are required to be replaced at intervals, the Group depreciates them separately based on their specific useful lives. All other repair and maintenance costs are recognised in profit and loss as incurred.

Depreciation on building is provided over the estimated useful lives as specified in Schedule II to the Companies Act, 2013. The residual values, useful lives and depreciation method of investment properties are reviewed, and adjusted on prospective basis as appropriate, at each financial year end. The effects of any revision are included in the statement of profit and loss when the changes arise.

Though the group measures investment property using cost based measurement, the fair value of investment property is disclosed in the notes.

Investment properties are derecognised when either they have been disposed of or when the investment property is permanently withdrawn from use and no future economic benefit is expected from its disposal.

The difference between the net disposal proceeds and the carrying amount of the asset is recognised in the statement of profit and loss in the period of de-recognition.

### n) Impairment of non-financial assets

The Company assesses, at each reporting date, whether there is an indication that an asset may be impaired. If any indication exists, or when annual impairment testing for an asset is required, the Company estimates the asset's recoverable amount. An asset's recoverable amount is the higher of an asset's or cash-generating unit's (CGU) fair value less costs of disposal and its value in use. Recoverable amount is determined for an individual asset, unless the asset does not generate cash inflows that are largely independent of those from other assets or Company's assets. When the carrying amount of an asset or CGU exceeds its recoverable amount, the asset is considered impaired and is written down to its recoverable amount.

In assessing value in use, the estimated future cash flows are discounted to their present value using a pre-tax discount rate that reflects current market assessments of the time value of money and the risks specific to the asset. In determining fair value less costs of disposal, recent market transactions are taken into account. If no such transactions can be identified, an appropriate valuation model is used.

Impairment losses of continuing operations, including impairment on inventories, are recognised in the statement of profit and loss.

An assessment is made at each reporting date to determine whether there is an indication that previously recognised impairment losses no longer exist or have decreased. If such indication exists, the Company estimates the asset's or

## Notes to financial statements for the year ended March 31, 2023

CIN No: L51900MH2008PLC180452

(All amounts in Indian ₹ million, except as otherwise stated)

CGU's recoverable amount. A previously recognised impairment loss is reversed only if there has been a change in the assumptions used to determine the asset's recoverable amount since the last impairment loss was recognised. The reversal is limited so that the carrying amount of the asset does not exceed its recoverable amount, nor exceed the carrying amount that would have been determined, net of depreciation, had no impairment loss been recognised for the asset in prior years. Such reversal is recognised in the statement of profit or loss.

### o) Non- current Asset held for sale.

Non-current assets and disposal groups are classified as held for sale if their carrying amount will be recovered principally through a sale transaction rather than through continuing use. This condition is regarded as met only when the asset (or disposal group) is available for immediate sale in its present condition subject only to terms that are usual and customary for sales of such asset (or disposal group) and its sale is highly probable. Management must be committed to the sale, which should be expected to qualify for recognition as a completed sale within one year from the date of classification. Non-current assets (and disposal groups) classified as held for sale are measured at the lower of their carrying amount and fair value less costs to sell. Non-current assets are not depreciated or amortised.

### p) Borrowing costs:

- a. Borrowing costs that are attributable to the acquisition, construction, or production of a qualifying asset are capitalised as a part of the cost of such asset till such time the asset is ready for its intended use or sale. A qualifying asset is an asset that necessarily requires a substantial period of time (generally over twelve months) to get ready for its intended use or sale.
- b. All other borrowing costs are recognised as expense in the period in which they are incurred.

### q) Leases

The Company evaluates each contract or arrangement, whether it qualifies as lease as defined under Ind AS 116.

#### The Company as a lessee:

The Company enters into an arrangement for lease of land, buildings, plant and machinery including computer equipment and vehicles. Such arrangements are generally for a fixed period but may have extension or termination options. The Company assesses, whether the contract is, or contains, a lease, at its inception. A contract is, or contains, a lease if the contract conveys the right to

- a) control the use of an identified asset,
- b) obtain substantially all the economic benefits from use of the identified asset, and
- c) direct the use of the identified asset.

The Company determines the lease term as the non-cancellable period of a lease, together with periods covered by an option to extend the lease, where the Company is reasonably certain to exercise that option.

The Company at the commencement of the lease contract recognizes a Right-of-Use (RoU) asset at cost and corresponding lease liability, except for leases with term of less than twelve months (short term leases) and low-value assets. For these short term and low value leases, the Company recognizes the lease payments as an operating expense on a straight-line basis over the lease term.

The cost of the right-of-use asset comprises the amount of the initial measurement of the lease liability, any lease payments made at or before the inception date of the lease, plus any initial direct costs, less any lease incentives received. Subsequently, the right-of-use assets are measured at cost less any accumulated depreciation and accumulated impairment losses, if any. The right-of-use assets are depreciated using the straight-line method from the commencement date over the shorter of lease term or useful life of right-of-use asset. The estimated useful lives of right-of-use assets are determined on the same basis as those of property, plant and equipment.

The Company applies Ind AS 36 to determine whether an RoU asset is impaired and accounts for any identified impairment loss as described in the impairment of non-financial assets below.

For lease liabilities at the commencement of the lease, the Company measures the lease liability at the present value of the lease payments that are not paid at that date. The lease payments are discounted using the interest rate implicit in the lease, if that rate can be readily determined, if that rate is not readily determined, the lease payments are discounted using the incremental borrowing rate that the Company would have to pay to borrow funds, including

## Notes to financial statements for the year ended March 31, 2023

CIN No: L51900MH2008PLC180452

(All amounts in Indian ₹ million, except as otherwise stated)

the consideration of factors such as the nature of the asset and location, collateral, market terms and conditions, as applicable in a similar economic environment.

After the commencement date, the amount of lease liabilities is increased to reflect the accretion of interest and reduced for the lease payments made. The Company recognizes the amount of the re-measurement of lease liability as an adjustment to the right-of-use assets. Where the carrying amount of the right-of-use asset is reduced to zero and there is a further reduction in the measurement of the lease liability, the Company recognizes any remaining amount of the re-measurement in statement of profit and loss. Lease liability payments are classified as cash used in financing activities in the statement of cash flows.

### The Company as a lessor

Leases under which the Company is a lessor are classified as finance or operating leases. Lease contracts where all the risks and rewards are substantially transferred to the lessee, the lease contracts are classified as finance leases. All other leases are classified as operating leases. For leases under which the Company is an intermediate lessor, the Company accounts for the head-lease and the sub-lease as two separate contracts. The sub-lease is further classified either as a finance lease or an operating lease by reference to the RoU asset arising from the head-lease.

### r) Corporate Social Responsibility (CSR) Expenditure

CSR spend are charged to the statement of profit and loss as an expense in the period they are incurred.

### s) Provisions, Contingent liabilities, Contingent assets and Commitments:

Provisions are recognised when the Company has a present obligation (legal or constructive) as a result of a past event, it is probable that an outflow of resources embodying economic benefits will be required to settle the obligation and a reliable estimate can be made of the amount of the obligation. The expense relating to a provision is presented in the statement of profit and loss.

If the effect of the time value of money is material, provisions are discounted using a current pre-tax rate that reflects, when appropriate, the risks specific to the liability. When discounting is used, the increase in the provision due to the passage of time is recognised as a finance cost.

Contingent liability is disclosed in the case of:

- A present obligation arising from past events, when it is not probable that an outflow of resources will be required to settle the obligation;
- A present obligation arising from past events, when no reliable estimate is possible;
- A present obligation arising from past events, unless the probability of outflow of resources is remote.

Commitments include the amount of purchase order (net of advances) issued to parties for completion of assets.

Provisions, contingent liabilities, contingent assets and commitments are reviewed at each balance sheet date.

### t) Employee Benefits

Retirement benefit in the form of provident fund, pension fund and superannuation fund are defined contribution schemes. The Company has no obligation, other than the contribution payable to such schemes. The Company recognises contribution payable to such schemes as an expense, when an employee renders the related service. If the contribution payable to the schemes for service received before the balance sheet date exceeds the contribution already paid, the deficit payable to the schemes is recognised as a liability after deducting the contribution already paid. If the contribution already paid exceeds the contribution due for services received before the balance sheet date, then excess is recognised as an asset to the extent that the pre-payment will lead to, for example, a reduction in future payment or a cash refund.

The Company operates a defined benefit gratuity plan, which requires contributions to be made to a separately administered fund. The cost of providing benefits under the defined benefit plan is determined using the projected unit credit method. Liability for gratuity as at the year-end is provided on the basis of actuarial valuation.

Remeasurements, comprising of actuarial gains and losses and the return on plan assets (excluding amounts included in net interest on the net defined benefit liability), are recognised immediately in the balance sheet with a corresponding debit or credit to retained earnings through OCI in the period in which they occur. Remeasurements are not reclassified to profit or loss in subsequent periods.

## Notes to financial statements for the year ended March 31, 2023

CIN No: L51900MH2008PLC180452

(All amounts in Indian ₹ million, except as otherwise stated)

Net interest is calculated by applying the discount rate to the net defined benefit liability or asset. The Company recognises the following changes in the net defined benefit obligation as an expense in the statement of profit and loss:

- Service costs comprising current service costs; and
- Net interest expense or income

Accumulated leave, which is expected to be utilised within the next 12 months, is treated as short-term employee benefit. The Company measures the expected cost of such absences as the additional amount that it expects to pay as a result of the unused entitlement that has accumulated at the reporting date.

### u) Financial instruments

A financial instrument is any contract that gives rise to a financial asset of one entity and a financial liability or equity instrument of another entity.

#### i. Financial assets

##### *Initial recognition and measurement*

All financial assets are recognised initially at fair value plus, in the case of financial assets not recorded at fair value through profit or loss, transaction costs that are attributable to the acquisition of the financial asset.

##### *Subsequent measurement*

For purposes of subsequent measurement, financial assets are classified in four categories:

- Financial assets at amortised cost.
- Financial assets at fair value.

When assets are measured at fair value, gains and losses are either recognised entirely in the statement of profit and loss (i.e. fair value through profit or loss), or recognised in other comprehensive income (i.e. fair value through other comprehensive income).

A financial asset that meets the following two conditions is measured at amortised cost (net of any write down for impairment) unless the asset is designated at fair value through profit and loss under fair value option.

- **Business model test:** The objective of the Company's business model is to hold the financial asset to collect the contractual cash flows (rather than to sell the instrument prior to its contractual maturity to realize its fair value changes).
- **Cash flow characteristics test:** The contractual terms of the financial asset give rise on specified dates to cash flows that are solely payments of principal and interest on the principal amount outstanding.

A financial asset that meets the following two conditions is measured at fair value through other comprehensive income unless the asset is designated at fair value through profit and loss under fair value option.

- **Business model test:** The financial asset is held within a business model whose objective is achieved by both collected contractual cash flows and selling financial instruments.
- **Cash flow characteristics test:** The contractual terms of the financial asset give rise on specified dates to cash flows that are solely payments of principal and interest on the principal amount outstanding.

##### *Derecognition*

When the Company has transferred its rights to receive cash flows from the asset or has assumed an obligation to pay the received cash flows in full without material delay to a third party under a 'pass-through' arrangement; it evaluates if and to what extent it has retained the risks and rewards of ownership.

A financial asset (or, where applicable, a part of a financial asset or part of a Company of similar financial assets) is primarily derecognised when:

- The rights to receive cash flows from the asset have expired, or
- Based on above evaluation, either (a) the Company has transferred substantially all the risks and rewards of the asset, or (b) the Company has neither transferred nor retained substantially all the risks and rewards of the asset, but has transferred control of the asset.

## Notes to financial statements for the year ended March 31, 2023

CIN No: L51900MH2008PLC180452

(All amounts in Indian ₹ million, except as otherwise stated)

When it has neither transferred nor retained substantially all of the risks and rewards of the asset, nor transferred control of the asset, the Company continues to recognise the transferred asset to the extent of the Company's continuing involvement. In that case, the Company also recognises an associated liability. The transferred asset and the associated liability are measured on a basis that reflects the rights and obligations that the Company has retained.

Continuing involvement that takes the form of a guarantee over the transferred asset is measured at the lower of the original carrying amount of the asset and the maximum amount of consideration that the Company could be required to repay.

### ***Impairment of financial assets***

In accordance with Ind AS 109, the Company applies expected credit loss (ECL) model for measurement and recognition of impairment loss on the following financial assets and credit risk exposure:

- a) Trade receivables that result from transactions those are within the scope of Ind AS 18

The application of simplified approach does not require the Company to track changes in credit risk. Rather, it recognises impairment loss allowance based on lifetime ECLs at each reporting date, right from its initial recognition.

### **v) Impact of COVID-19 (Pandemic)**

The Company has taken into account all the possible impacts of COVID-19 in preparation of these standalone financial statements, including but not limited to its assessment of, liquidity and going concern assumption, recoverable values of its financial and non-financial assets, impact on revenue recognition owing to changes in cost budgets of fixed price contracts, impact on leases and impact on effectiveness of its hedges. The Company has carried out this assessment based on available internal and external sources of information upto the date of approval of these standalone financial statements and believes that the impact of COVID-19 is not material to these standalone financial statements and expects to recover the carrying amount of its assets. The impact of COVID-19 on the standalone financial statements may differ from that estimated as at the date of approval of these standalone financial statements owing to the nature and duration of COVID-19.

## Notes to financial statements for the year ended March 31, 2023

CIN No: L51900MH2008PLC180452

(All amounts in Indian ₹ million, except as otherwise stated)

### NOTE : 3 PROPERTY, PLANT AND EQUIPMENT

Particulars	Factory Land	Factory Building	Office Premises	Plant & Machinery	Electrical Fittings	Furniture & Fixtures	Laboratory Equipments	Office Equipment	Air Conditioners	Books	Product Registration	Computer	Motor Car*	Total	Right To Use Asset
<b>Gross Block</b>															
At March 31, 2021	77.86	281.49	1.49	606.46	54.88	34.33	46.32	8.47	3.82	0.87	16.75	14.68	34.64	1,182.05	23.88
Additions	14.56	263.77	-	594.41	35.57	8.70	22.09	6.08	0.28	-	-	3.30	-	948.75	53.91
Disposals	(0.82)	-	-	-	-	-	-	-	-	-	-	-	(0.00)	(0.82)	(6.15)
At March 31, 2022	91.60	545.27	1.49	1,200.87	90.44	43.02	68.41	14.54	4.10	0.87	16.75	17.98	34.64	2,129.98	71.64
Additions	0.04	177.41	-	421.25	44.14	24.88	153.09	2.39	3.93	-	-	8.48	-	835.62	-
Disposals	-	-	-	-	-	-	-	-	-	-	-	-	-	-	-
At March 31, 2023	91.64	722.67	1.49	1,622.12	134.59	67.91	221.49	16.93	8.03	0.87	16.75	26.46	34.64	2,965.60	71.64
<b>Accumulated Depreciation</b>															
At March 31, 2021	-	32.34	1.49	106.08	21.51	7.32	17.49	4.43	2.29	0.13	2.66	6.45	10.35	212.52	9.16
Charge for the year	-	14.71	-	50.17	7.97	4.00	4.61	1.52	0.38	0.05	0.84	3.85	4.69	92.78	4.51
Disposals	-	-	-	-	-	-	-	-	-	-	-	-	-	-	-
At March 31, 2022	-	47.04	1.49	156.26	29.48	11.31	22.09	5.94	2.67	0.18	3.50	10.30	15.04	305.30	13.67
Charge for the year	-	19.28	-	59.25	10.48	4.35	3.62	2.08	0.41	0.05	0.84	4.06	4.69	109.12	4.82
Disposals	-	-	-	-	-	-	-	-	-	-	-	-	-	-	-
At March 31, 2023	-	66.33	1.49	215.51	39.96	15.66	25.72	8.03	3.08	0.23	4.34	14.36	19.73	414.43	18.49
Net carrying amount															
As at March 31, 2021	77.86	249.15	-	500.38	33.37	27.01	28.83	4.04	1.52	0.74	14.10	8.23	24.30	969.53	14.72
As at March 31, 2022	91.60	498.22	-	1,044.61	60.97	31.71	46.31	8.60	1.43	0.69	13.25	7.68	19.60	1,824.68	57.97
As at March 31, 2023	91.64	656.34	-	1,406.61	94.63	52.25	195.77	8.91	4.95	0.64	12.41	12.10	14.91	2,551.17	53.15

Motor Car\*

Out of the total value of Motor Car block of ₹22,79,289.48/- is not in the name of Company

## Notes to financial statements for the year ended March 31, 2023

CIN No: L51900MH2008PLC180452

(All amounts in Indian ₹ million, except as otherwise stated)

### NOTE :4 INTANGIBLE ASSETS

Particulars	Know-how(Swastik industries)	Computer Software	Total
<b>Gross Block</b>			
<b>At March 31, 2021</b>	<b>0.85</b>	<b>23.83</b>	<b>24.69</b>
Additions	-	2.85	2.85
Disposals	-	-	-
<b>At March 31, 2022</b>	<b>0.85</b>	<b>26.69</b>	<b>27.54</b>
Additions	-	0.09	0.09
Disposals	-	-	-
<b>At March 31, 2023</b>	<b>0.85</b>	<b>26.77</b>	<b>27.63</b>
<b>Accumulated Depreciation</b>			
<b>At March 31, 2021</b>	<b>0.14</b>	<b>8.43</b>	<b>8.56</b>
Charge for the year	0.23	3.66	3.89
Disposals	-	-	-
<b>At March 31, 2022</b>	<b>0.37</b>	<b>12.09</b>	<b>12.45</b>
Charge for the year	0.49	3.63	4.12
Disposals	-	-	-
<b>At March 31, 2023</b>	<b>0.85</b>	<b>15.72</b>	<b>16.57</b>
Net carrying amount			
<b>As at March 31, 2021</b>	<b>0.72</b>	<b>15.41</b>	<b>16.13</b>
<b>As at March 31, 2022</b>	<b>0.49</b>	<b>14.60</b>	<b>15.09</b>
<b>As at March 31, 2023</b>	<b>-</b>	<b>11.06</b>	<b>11.06</b>

### NOTE: 5 CAPITAL WORK IN PROGRESS

Particulars	Building	Plant & Machinery	Electrical Fitting	Capital WIP	Solar Project Nanded	Total
<b>Gross Block</b>						-
<b>At March 31, 2021</b>	<b>311.96</b>	<b>462.19</b>	<b>13.73</b>			<b>787.88</b>
Additions	6.48	4.31	0.66	95.90	-	107.35
Disposals	116.38	344.77			-	461.15
<b>At March 31, 2022</b>	<b>202.07</b>	<b>121.72</b>	<b>14.39</b>	<b>95.90</b>	<b>-</b>	<b>434.09</b>
Additions	3.31	18.86	-	170.40	175.67	368.24
Disposals	-	38.49	-	87.55	-	126.04
<b>At March 31, 2023</b>	<b>205.38</b>	<b>102.09</b>	<b>14.39</b>	<b>178.75</b>	<b>175.67</b>	<b>676.28</b>
Net carrying amount						
<b>As at March 31, 2021</b>	<b>311.96</b>	<b>462.19</b>	<b>13.73</b>	<b>-</b>	<b>-</b>	<b>787.88</b>
<b>As at March 31, 2022</b>	<b>202.07</b>	<b>121.72</b>	<b>14.39</b>	<b>95.90</b>	<b>-</b>	<b>434.09</b>
<b>As at March 31, 2023</b>	<b>205.38</b>	<b>102.09</b>	<b>14.39</b>	<b>178.75</b>	<b>175.67</b>	<b>676.28</b>



## Notes to financial statements for the year ended March 31, 2023

CIN No: L51900MH2008PLC180452

(All amounts in Indian ₹ million, except as otherwise stated)

### CWIP Aging Schedule

As at March 31, 2023

CWIP	Amount in CWIP for a period of				Total
	Less than 1 Year	1-2 years	2-3 years	More than 3 years	
Capital WIP, Ambernath	-	-	-	311.83	311.83
Capital WIP, Lote (D) Block	-	10.03	-	-	10.03
Capital WIP ETP	-	83.96	-	-	83.96
Capital WIP (E) Block Civil	-	94.79	-	-	94.79
WIP Solar Project at Solapur	175.67	-	-	-	175.67
	-	-	-	-	-
	<b>175.67</b>	<b>188.78</b>	<b>-</b>	<b>311.83</b>	<b>676.28</b>

### CWIP Aging Schedule

As at March 31, 2022

CWIP	Amount in CWIP for a period of				Total
	Less than 1 Year	1-2 years	2-3 years	More than 3 years	
Capital WIP, Ambernath	-	-	-	289.66	289.66
Capital WIP, Lote (D) Block	48.52	-	-	-	48.52
Capital WIP, Prime	2.81	-	-	-	2.81
Capital WIP Admin Block Civil	39.53	-	-	-	39.53
Capital WIP RM Warehouse	19.87	-	-	-	19.87
Capital WIP RM Warehouse Electrical Installtion	0.02	-	-	-	0.02
Capital WIP RM Warehouse Equipment	0.09	-	-	-	0.09
Capital WIP R&D Equipments	0.29	-	-	-	0.29
Capital WIP Lab Equipements	16.77	-	-	-	16.77
Capital WIP Admin Block Electrical Installation	7.09	-	-	-	7.09
Capital WIP ETP Civil	6.16	-	-	-	6.16
Capital WIP FG Warehouse Civil	1.07	-	-	-	1.07
Capital WIP (E) Block Civil	2.20	-	-	-	2.20
Projects temporarily suspended	-	-	-	-	-
<b>Total</b>	<b>144.43</b>	<b>-</b>	<b>-</b>	<b>289.66</b>	<b>434.09</b>

For Capital work-in-progress, whose completion is overdue compared to its original plan

As at March 31, 2023

As on the date of the balance sheet, there are no capital work-in-progress projects whose completion is overdue or has exceeded the cost, based on approved plan.

## Notes to financial statements for the year ended March 31, 2023

CIN No: L51900MH2008PLC180452

(All amounts in Indian ₹ million, except as otherwise stated)

### FINANCIAL ASSETS

#### NOTE: 6 NON-CURRENT INVESTMENTS

Particulars	March 31, 2023	March 31, 2022
<b>A. Investments in Unquoted Instruments (Equity Shares)</b>		
Saraswat Bank	0.53	0.53
<b>B. Investments in Unquoted Instruments (Debentures)</b>		
FebBank Financial Services (Market Link Debenture)	50.09	
L&T Finance (Market Link Debentures Secured)	50.26	
<b>C. Investments in Unquoted Instruments (Corporate FD)</b>		
Bajaj Finance Ltd (Corporate FD)	150.00	
Accrue Interest on Bajaj Finance Ltd. FD	2.09	
<b>TOTAL (A)</b>	<b>252.96</b>	<b>0.53</b>

#### NOTE: 7 LOANS AND ADVANCES(Unsecured, considered good)

Particulars	Non - Current		Current	
	March 31, 2023	March 31, 2022	March 31, 2023	March 31, 2022
Loans and Advances to Staff	-	-	5.46	5.64
Others	-	-	0.03	0.10
<b>TOTAL</b>	<b>-</b>	<b>-</b>	<b>5.49</b>	<b>5.74</b>

#### NOTE: 8 Other non-current assets

Particulars	March 31, 2023	March 31, 2022
Sundry Deposits (Assets)	9.28	39.84
<b>TOTAL</b>	<b>9.28</b>	<b>39.84</b>

#### NOTE: 9 INVENTORIES

Particulars	Current	
	March 31, 2023	March 31, 2022
Raw Materials	571.48	402.74
Work-in-progress	299.86	313.03
Finished Goods	257.71	179.48
Stores/Spares & Packing material	28.66	27.86
<b>TOTAL</b>	<b>1,157.70</b>	<b>923.12</b>

#### NOTE: 10 TRADE RECEIVABLES

Particulars	Current	
	March 31, 2023	March 31, 2022
<b>Unsecured and considered good</b>		
Over Six months		
Export Debtors	0.52	1.51
Local Debtors	3.47	8.84
Others		
Export Debtors	506.14	735.54
Local Debtors	347.14	420.00
	<b>857.26</b>	<b>1,165.88</b>
Less: Provision for Doubtful Debtors	10.62	14.05
<b>TOTAL</b>	<b>846.64</b>	<b>1,151.83</b>

## Notes to financial statements for the year ended March 31, 2023

CIN No: L51900MH2008PLC180452

(All amounts in Indian ₹ million, except as otherwise stated)

### Trade Receivables Aging

Particulars	Outstanding for following periods from due date of payments					Total
	Less than 6 months	6 months – 1 year	1-2 yrs	2-3 yrs	More than 3 years	
Undisputed, considered good	853.28	1.06	2.93	-	-	857.26
Undisputed trade receivables- considered doubtful	-	-	-	-	-	-
Disputed trade receivables- considered good	-	-	-	-	-	-
Disputed trade receivables- considered doubtful	-	-	-	-	-	-

Particulars	Outstanding for following periods from due date of payments					Total
	Less than 6 months	6 months – 1 year	1-2 yrs	2-3 yrs	More than 3 years	
Undisputed, considered good	1,155.53	2.98	2.30	1.32	3.74	1,165.9
Undisputed trade receivables- considered doubtful	-	-	-	-	-	-
Disputed trade receivables- considered good	-	-	-	-	-	-
Disputed trade receivables- considered doubtful	-	-	-	-	-	-

### NOTE: 11(a) CASH AND CASH EQUIVALENTS

Particulars	Current	
	March 31, 2023	March 31, 2022
Cash on hand	2.26	1.14
<b>Balances with banks:</b>		
Current accounts*	75.96	230.45
Fixed Deposits (with less than 3 month of original maturity)	695.50	838.70
Fixed Deposits (with more than 3 month but less than 12 month of original maturity)	78.80	587.46
	<b>852.51</b>	<b>1,657.76</b>
<b>Bank balances other than above</b>		
Fixed Deposits# (with more than 12 month of original maturity)	723.31	621.32
	<b>723.31</b>	<b>621.32</b>
<b>TOTAL</b>	<b>1,575.82</b>	<b>2,279.08</b>

# Includes Deposits worth ₹3,13,25,180/-for the period ended March 31, 2023 (FY 2021-22: ₹2,97,68,538/-) earmarked against letter of credit facility from the bank due in next twelve months.

### NOTE: 11 (b) OTHER FINANCIAL ASSETS

Particulars	Current	
	March 31, 2023	March 31, 2022
<b>Balances with banks:</b>		
Accrued Interest on Fixed Deposits	64.06	60.32
<b>TOTAL</b>	<b>64.06</b>	<b>60.32</b>

## Notes to financial statements for the year ended March 31, 2023

CIN No: L51900MH2008PLC180452

(All amounts in Indian ₹ million, except as otherwise stated)

### NOTE: 12 OTHER CURRENT ASSETS

Particulars	Current	
	March 31, 2023	March 31, 2022
Prepaid Expenses	108.48	72.45
Advance to Suppliers	113.14	169.85
Balance with government authorities	220.18	173.70
Advance against property	557.36	139.34
<b>TOTAL</b>	<b>999.16</b>	<b>555.34</b>

### NOTE: 13. EQUITY SHARE CAPITAL

Particulars	March 31, 2023	March 31, 2022
<b>Authorised share capital (No.)</b>		
March 31, 2023: 17,50,00,000, equity shares of ₹2 each	350.00	350.00
March 31, 2022: 17,50,00,000 equity shares of ₹2 each		
<b>Issued, subscribed and fully paid-up shares (No.)</b>		
March 31, 2023: 8,04,82,800 Equity Shares of ₹2 each	160.97	160.97
March 31, 2022: 8,04,82,800 equity shares of ₹2 each		
<b>Total issued, subscribed and fully paid-up shares</b>		
March 31, 2023: 8,04,82,800 Equity Shares of ₹2 each	160.97	160.97
March 31, 2022: 8,04,82,800 Equity shares of ₹2 each		

#### (a) Reconciliation of the shares outstanding at the beginning and at the end of the reporting period

Equity shares	March 31, 2023		March 31, 2022	
	No. in lakhs	Amount	No. in lakhs	Amount
At the beginning of the year	8,04,82,800.00	160.97	7,31,83,530.00	146.37
Issued during the year	-	-	72,99,270.00	14.60
<b>Balance at the end of the year</b>	<b>8,04,82,800.00</b>	<b>160.97</b>	<b>8,04,82,800.00</b>	<b>160.97</b>

#### (b) Terms/ rights attached to equity shares

The Company has only one class of equity shares having a par value of ₹2 per share. Each holder of equity share is entitled to one vote per share.

In event of liquidation of the Company, the holders of equity shares would be entitled to receive remaining assets of the Company, after distribution of all preferential amounts. The distribution will be in proportion to the number of equity shares held by the shareholders.

#### (c) Details of shareholders holding more than 5% shares in the company:

##### (c) Shares held by each shareholder holding more than five percent

Particulars	March 31, 2023		March 31, 2022	
	No of Shares held	% holding	No of Shares held	% holding
Satish.W.Wagh	5,44,28,205.00	67.63	5,43,94,205.00	67.58

#### Shareholding of Promoters:

Promoters Name	No.of Shares	% of total shares	% Change during the year
Satish Wagh	5,44,28,205.00	67.63	0.06%

## Notes to financial statements for the year ended March 31, 2023

CIN No: L51900MH2008PLC180452

(All amounts in Indian ₹ million, except as otherwise stated)

### NOTE: 14. OTHER EQUITY

Particulars	Reserves and Surplus			Total
	Securities Premium Reserve	Retained Earnings		
<b>Balance as at 31.03.21</b>	-	<b>2,537.15</b>	<b>2.32</b>	<b>2,539.46</b>
Profit for the year	-	1,518.10	-	1,518.10
Addition during the year	1,985.40	-	-	1,985.40
Other Appropriations	-	-	-	-
Items of OCI , net of Tax	-	-	-	-
Remeasurement of Defined Benefit	-	-	(3.15)	(3.15)
Dividends	-	(43.91)	-	(43.91)
Dividend Distribution Tax	-	-	-	-
Transfer to General Reserve	-	-	-	-
<b>Balance as at 31.03.22</b>	<b>1,985.40</b>	<b>4,011.34</b>	<b>(0.83)</b>	<b>5,995.91</b>
Profit for the year	-	898.57	-	898.57
Addition during the year	-	-	-	-
Other Appropriations	-	-	-	-
Items of OCI , net of Tax	-	-	-	-
Remeasurement of Defined Benefit	-	-	(12.57)	(12.57)
Dividends	-	(48.29)	-	(48.29)
Dividend Distribution Tax	-	-	-	-
<b>Balance as at 31.03.2023</b>	<b>1,985.40</b>	<b>4,861.62</b>	<b>(13.41)</b>	<b>6,833.62</b>

### NOTE: 15 BORROWINGS

Particulars	Non - Current		Current	
	March 31, 2023	March 31, 2022	March 31, 2023	March 31, 2022
<b>Non-current borrowings</b>				
<b>(a) Secured</b>				
Term Loans from Banks	-	-	-	-
Total Secured Loans (a)	-	-	-	-
Total non-current borrowings				
<b>Current Borrowings</b>				
<b>(a) Secured</b>				
Working Capital Loans from Banks	-	-	166.25	212.08
Loan from Directors	-	-	-	0.87
<b>(b) Current maturities long term debt</b>				
<b>Total current borrowings</b>	<b>-</b>	<b>-</b>	<b>166.25</b>	<b>212.95</b>

Nature of security

#### Current Borrowings

##### a) Secured

Working capital from Bank is secured by way of collateral security of land and building located at A-5/2, Lote Parshuram Ind Area, MIDC, Taluka Khed, Dist Ratnagiri and hypothecation of all receivables and inventories

## Notes to financial statements for the year ended March 31, 2023

CIN No: L51900MH2008PLC180452

(All amounts in Indian ₹ million, except as otherwise stated)

### NOTE: 16 LEASE LIABILITIES

Particulars	Non - Current		Current	
	March 31, 2023	March 31, 2022	March 31, 2023	March 31, 2022
Lease Liabilities( Refer note 33)	54.89	52.95	3.54	8.25
<b>TOTAL</b>	<b>54.89</b>	<b>52.95</b>	<b>3.54</b>	<b>8.25</b>

### NOTE: 17 OTHER FINANCIAL LIABILITIES

Particulars	Non - Current		Current	
	March 31, 2023	March 31, 2022	March 31, 2023	March 31, 2022
Security Deposit	-	-	-	-
Employee related payables	-	-	8.21	7.94
Dividend Payable	-	-	-	-
<b>TOTAL</b>	<b>-</b>	<b>-</b>	<b>8.21</b>	<b>7.94</b>

### NOTE: 18 PROVISIONS

Particulars	Non - Current		Current	
	March 31, 2023	March 31, 2022	March 31, 2023	March 31, 2022
<b>Long term Provisions</b>				
-- Gratuity Provision	47.30	26.73	-	-
-- Compensated absences	11.45	2.58	-	-
<b>Short term Provisions</b>				
-- Gratuity Provision	-	-	6.02	3.49
-- Compensated absences	-	-	2.35	0.63
<b>TOTAL</b>	<b>58.75</b>	<b>29.31</b>	<b>8.37</b>	<b>4.12</b>

### NOTE: 19 TRADE PAYABLES

Particulars	Current	
	March 31, 2023	March 31, 2022
Micro Enterprises and Small Enterprises	-	39.90
<b>Other than micro and small enterprises</b>		
To Related Parties	-	-
To Others	642.28	449.83
<b>TOTAL</b>	<b>642.28</b>	<b>489.72</b>
a) the principal amount remaining unpaid to any supplier at the end of each accounting year;	-	39.90
b) the amount of interest paid by the buyer in terms of section 16 of the Micro, Small and Medium Enterprises Development Act, 2006 (27 of 2006), along with the amount of the payment made to the supplier beyond the appointed day during each accounting year;	-	-
c) the amount of interest due and payable for the period of delay in making payment (which has been paid but beyond the appointed day during the year) but without adding the interest specified under the Micro, Small and Medium Enterprises Development Act, 2006;	-	-
d) the amount of further interest remaining due and payable even in the succeeding years, until such date when the interest dues above are actually paid to the small enterprise, for the purpose of disallowance of a deductible expenditure under section 23 of the Micro, Small and Medium Enterprises Development Act, 2006.	-	-

## Notes to financial statements for the year ended March 31, 2023

CIN No: L51900MH2008PLC180452

(All amounts in Indian ₹ million, except as otherwise stated)

### NOTE: 19 TRADE PAYABLES (Contd)

Particulars	Current	
	March 31, 2023	March 31, 2022
The above Disclosure in respect of amount payable to such Enterprises as at March 31, 2020, has been made in the Financial statement based on information received and available with the Company. Further in view of the management the impact of Interest, if any, that may be payable in accordance with the provision of Act is not expected to be material. The Company has not received any claim for Interest from any MSME Supplier registered under the said MSME Act.	-	-

### Trade Payables Aging

Particulars	Outstanding for following periods from due date of payments				Total
	Less than 1 year	1-2 yrs.	2-3 yrs.	More than 3 years	
Undisputed					
MSME	-	-	-	-	
Others	658.88	(26.65)	4.38	5.66	642.28
Disputed					
MSME	-	-	-	-	-
Others	-	-	-	-	-

### Trade Payables Aging

Particulars	Outstanding for following periods from due date of payments				Total
	Less than 1 year	1-2 yrs.	2-3 yrs.	More than 3 years	
Undisputed					
MSME	39.90	-	-	-	39.90
Others	437.04	7.83	4.95	-	449.83
Disputed					
MSME	-	-	-	-	-
Others	-	-	-	-	-

### NOTE: 20 DEFERRED TAX LIABILITIES

Particulars	Current	
	March 31, 2023	March 31, 2022
On account of Depreciation	136.75	120.84
Others	-	(9.35)
<b>TOTAL</b>	<b>136.75</b>	<b>111.49</b>

### NOTE: 21 OTHER CURRENT LIABILITIES

Particulars	Current	
	March 31, 2023	March 31, 2022
Advance from Customers	55.09	178.31
Statutory Liabilities	11.00	17.52
Other Liabilities	17.20	14.08
Income Tax Provision	45.87	64.11
<b>TOTAL</b>	<b>129.16</b>	<b>274.01</b>

## Notes to financial statements for the year ended March 31, 2023

CIN No: L51900MH2008PLC180452

(All amounts in Indian ₹ million, except as otherwise stated)

### NOTE: 22 REVENUE FROM OPERATIONS

Particulars	March 31, 2023	March 31, 2022
<b>Sale of Products</b>		
Export Sales	3,989.18	4,264.13
Domestic Sales	1,076.28	1,514.30
<b>Gross Sales</b>	<b>5,065.46</b>	<b>5,778.43</b>
Less: GST	(555.31)	(584.69)
<b>Net Sales</b>	<b>4,510.14</b>	<b>5,193.74</b>
<b>Other Operating Revenue</b>		
Product Focus Marketing Incentive	2.86	39.62
Advance Licence Income	(6.75)	6.75
Insurance Claim Received	8.50	-
Duty Drawback Received	39.97	38.23
RODTEP Incentives	9.31	-
Foreign Currency Fluctuation Gain	45.34	22.14
<b>Revenue from Operation</b>	<b>4,609.38</b>	<b>5,300.49</b>

### NOTE: 23 OTHER INCOME

Particulars	March 31, 2023	March 31, 2022
Interest Income	94.94	70.70
Dividend Received	0.05	0.11
Sundry Balances written back	0.84	1.36
Miscellaneous Income	0.00	0.11
Profit on Sales of Assets	(1.11)	-
Interest Income on Staff Advance	0.08	0.05
Interest Income on Security Deposit- Asset (Udyog Bhavan 215/216 & 207/208/208A)	0.09	0.08
Adjusted lease liability	-	3.36
<b>TOTAL</b>	<b>94.89</b>	<b>75.77</b>

### NOTE: 24 COST OF RAW MATERIALS, COMPONENTS AND STORES CONSUMED

Particulars	March 31, 2023	March 31, 2022
Opening Stock	402.74	244.95
Purchases	2,041.92	2,146.10
	<b>2,444.66</b>	<b>2,391.05</b>
Closing Stock	571.48	402.74
<b>TOTAL</b>	<b>1,873.18</b>	<b>1,988.30</b>

### NOTE: 25 (INCREASE)/ DECREASE IN INVENTORIES

Particulars	March 31, 2023	March 31, 2022
<b>Opening Stock</b>		
Finished Goods	179.48	224.24
Work-in-Progress	313.03	238.01
	<b>492.51</b>	<b>462.25</b>
<b>Closing Stock</b>		
Finished Goods	257.71	179.48
Work-in-Progress	299.86	313.03
	<b>557.57</b>	<b>492.51</b>
<b>TOTAL</b>	<b>(65.06)</b>	<b>(30.26)</b>



## Notes to financial statements for the year ended March 31, 2023

CIN No: L51900MH2008PLC180452

(All amounts in Indian ₹ million, except as otherwise stated)

### NOTE: 26 EMPLOYEE BENEFIT EXPENSE

Particulars	March 31, 2023	March 31, 2022
Salaries, Wages, Allowances and Bonus	514.20	458.74
Salaries, Wages, Allowances and Bonus _ R & D	-	14.92
Contribution to Employee Benefit Funds	32.82	4.24
Staff Welfare Expenses	8.77	12.88
<b>TOTAL</b>	<b>555.78</b>	<b>490.78</b>

### NOTE: 27 DEPRECIATION AND AMORTIZATION EXPENSE

Particulars	March 31, 2023	March 31, 2022
Depreciation of property, plant and equipment (note 3)	113.33	96.67
Depreciation on ROU	4.82	4.51
<b>TOTAL</b>	<b>118.15</b>	<b>101.18</b>

### NOTE: 28 FINANCE COSTS

Particulars	March 31, 2023	March 31, 2022
<b>Interest</b>		
Working Capital Finance	11.04	22.19
Others	0.29	0.53
Other Financial Costs	14.52	13.87
Interest Expense on Creditors	-	0.39
Interest Expense on Lease Liability	5.47	5.00
Intrest on Staff Loan (IndAs)	(0.48)	-
<b>TOTAL</b>	<b>30.84</b>	<b>41.98</b>

### NOTE: 29 OTHER EXPENSES

Particulars	March 31, 2023	March 31, 2022
<b>Manufacturing Expenses</b>		
Jobwork Charges	-	-
Hel Majuri Exp.	1.75	2.17
Stores and Spares Consumed	31.67	18.48
Packing Materials	20.52	20.29
Power & Fuel	209.51	140.70
Laboratory Expenses	41.67	32.08
Pollution Control Expenses	0.83	2.04
R&D Expenses	12.37	16.62
Repairs to Machinery	151.91	75.72
Environment Health & Safety (EHS)	4.25	4.78
Other Expenses	22.92	27.94
<b>Selling and Distribution Expenses</b>		
Commission	64.75	58.72
Sales Promotion Expenses	173.92	165.03
<b>Administrative and Other Expenses</b>		
Travelling Expenses	20.06	13.95
Rates and Taxes	5.28	3.53
Insurance Premium	29.27	31.29
Repairs& Maintenance to Others	0.83	0.91
Motor Car Expenses	2.40	1.86

## Notes to financial statements for the year ended March 31, 2023

CIN No: L51900MH2008PLC180452

(All amounts in Indian ₹ million, except as otherwise stated)

### NOTE: 29 OTHER EXPENSES (Contd.)

Particulars	March 31, 2023	March 31, 2022
Postage & Courier Charges	3.53	4.48
Printing & Stationery	6.49	5.41
Telephone Expenses	2.02	2.06
Legal and Professional Fees	40.20	17.67
Payments to Auditor	4.36	2.50
CSR Expenses	32.40	15.93
Donation	18.04	11.69
Security Charges	12.32	10.14
General expenses	10.24	13.19
Subscription Expenses	3.62	3.39
Director Sitting Fees	1.13	1.58
Branding Expenses	0.51	0.23
Prior Period Expenses	0.34	0.25
Share Registry Maintenance RTA fees	2.78	0.09
Listing Annual Fees	0.59	-
Issuer Fees (CDSL & NSDL)	0.18	-
IPO Expenses	26.53	3.44
Investor Expenses	0.14	-
Provision for Douthful debt	(3.43)	3.66
Monitoring Agency Charges for IPO	0.28	-
AGM Expenses	0.33	-
<b>TOTAL</b>	<b>956.49</b>	<b>711.82</b>

### NOTE- 30 AUDITOR'S REMUNERATION

Particulars	March 31, 2023	March 31, 2022
(I) Payment to the auditor's comprises of:		
For Statutory Audit	1.05	1.03
For Tax Audit	2.00	-
For Internal Audit	1.00	-
Others	0.31	1.47
<b>TOTAL</b>	<b>4.36</b>	<b>2.50</b>

#### Note- 30 (ii) Corporate Social Responsibilities

As per section 135 of the companies Act 2013 and rules there in, the companies is required to spend at least 2% of the average net profit of the past three years towards corporate social responsibility

Details of Corporate social expenses is as follows

Particulars	March 31, 2023	March 31, 2022
Gross amount required to be spend during the year	4.28	21.21
Amount spend during the period/year	27.10	22.31
- Construction/ acquisition of an asset	-	6.38
- On purpose other than above	-	15.93
<b>Total Amount spend during the period/ year</b>	<b>31.38</b>	<b>15.93</b>

## Notes to financial statements for the year ended March 31, 2023

CIN No: L51900MH2008PLC180452

(All amounts in Indian ₹ million, except as otherwise stated)

### NOTE: 31 RELATED PARTY TRANSACTIONS

#### (i) Details of Related Party

Particulars	Name of the Party	
Enterprise over which the key managerial personnel has Control	Prime Chemicals	
	Ravi Industries	
	Swastik Industries	
	Supriya Pharmaceuticals	
Key Managerial Personnel (Director)	Satish W Wagh	
	Smita S Wagh	
	Saloni S Wagh	
	Shivani S Wagh	
	Manoj D Dorilkar(Whole Time Director)	
	Balasaheb G Sawant (Whole Time Director)	
Relatives of Key Managerial Personnel	Asha W Wagh	
	Arun W Wagh	
Enterprise over which the relatives of key managerial personnel have control	Vaibhav Chemicals	
Key Managerial Personnel (Others)		
	CEO	Rajeev Kumar Jain (w.e.f October 3,2022) Shireesh B Ambhaikar (till September 30, 2022)
	CFO	Krishna Raghunathan (w.e.f January 23, 2023) Ashish R Nayak (till January 31,2023)
	Company Secretary	Shweta S Singh

## Notes to financial statements

for the year ended March 31, 2023  
CIN No: L51900MH2008PLC180452

(All amounts in Indian ₹ million, except as otherwise stated)

### NOTE: 31 RELATED PARTY TRANSACTIONS (Contd.)

(ii) Table providing total amount of transactions that have been entered into with related parties for the relevant financial year:

Key Managerial Persons- Directors	Particulars	Year ended	Transactions during the year							Dividend Paid	Balance at the end of the period March 23	
			Job Work/ Reimbursement of Labour	Purchase/ sale of Property	CSR	Director's Remuneration	Salary	Loan Repaid	Loan Repaid			Rent
<b>Designation</b>												
Chairman & Managing Director	Satish W Wagh	31-Mar-23	-	-	-	132.82	-	0.03	-	5.30	32.64	0.46
		31-Mar-22	-	-	-	129.38	-	2.12	2.23	6.27	39.23	(1.33)
		31-Mar-23	-	-	-	15.35	-	-	-	-	0.19	-
		31-Mar-22	-	-	-	14.34	-	-	2.75	-	0.17	-
Whole Time Director	Saloni S Wagh	31-Mar-23	-	-	-	12.59	-	-	-	-	0.02	-
		31-Mar-22	-	-	-	11.77	-	-	-	-	0.02	-
Whole Time Director	Shivani S Wagh	31-Mar-23	-	-	-	12.59	-	-	-	-	0.02	-
		31-Mar-22	-	-	-	11.77	-	-	-	-	0.02	-
Whole Time Director	Balasaheb G Sawant	31-Mar-23	-	-	-	4.47	-	-	-	-	-	-
		31-Mar-22	-	-	-	5.11	-	-	-	-	-	-
Whole Time Director	Manoj D Dorlikar	31-Mar-23	-	-	-	1.59	-	-	-	-	-	-
		31-Mar-22	-	-	-	-	-	-	-	-	-	-
<b>Key Managerial Persons- Others</b>												
CEO	Shireesh B Ambhalkar	31-Mar-23	-	-	-	-	8.92	-	-	-	-	-
		31-Mar-22	-	-	-	-	13.38	-	-	-	-	-
CEO	Rajeev Kumar Jain	31-Mar-23	-	-	-	-	9.80	-	-	-	-	-
		31-Mar-22	-	-	-	-	-	-	-	-	-	-
CFO	Ashish R Nayak	31-Mar-23	-	-	-	-	4.74	-	-	-	-	-
		31-Mar-22	-	-	-	-	5.17	-	-	-	-	-
CFO	Krishna Raghunathan	31-Mar-23	-	-	-	-	3.34	-	-	-	-	-
		31-Mar-22	-	-	-	-	-	-	-	-	-	-
Company Secretary	Shweta S Singh	31-Mar-23	-	-	-	-	0.94	-	-	-	-	-
		31-Mar-22	-	-	-	-	0.58	-	-	-	-	-



## Notes to financial statements for the year ended March 31, 2023

CIN No: L51900MH2008PLC180452

(All amounts in Indian ₹ million, except as otherwise stated)

### NOTE: 32 EARNINGS PER SHARE

Particulars	March 31, 2023	March 31, 2022
Profit after tax attributable to equity shareholders	898.57	1,518.10
Weighted average number of equity shares for basic EPS	80482800	80482800
<b>Earnings per Share (Basic/Diluted)</b>	<b>11.16</b>	<b>18.86</b>

### NOTE- 33 LEASES

#### 33.1 Amounts recognised in Balance Sheet

Particulars	March 31, 2023	March 31, 2022
<b>(i) Right to use Assets</b>		
Opening	57.97	14.72
Add: Addition	-	47.76
Less: Depreciation	4.82	4.51
Closing	53.15	57.97
<b>Total</b>	<b>53.15</b>	<b>57.97</b>
<b>(ii) Lease Liabilities</b>		
Opening	61.20	20.65
Add: Addition	-	43.17
Add: Interest Cost	5.47	5.00
Less: Lease Rent	8.25	7.63
Closing	58.42	61.20
<b>Total</b>	<b>58.42</b>	<b>61.20</b>

#### 33.2 Amounts recognised in the statement of profit and loss

Particulars	Note No.	For the period ended March 31, 2023	For the period ended March 31, 2022
(i) Depreciation and amortisation expense	3	4.82	4.51
(ii) Interest Expenses (included in finance cost)	26	5.47	5.00
(iii) Expenses relating to lease payments	27	8.25	7.63

\* Expenses relating to lease payments has been accounted for applying paragraph 6 of Ind AS 116- Leases and accordingly recognised as expense in the statement of profit and loss.

#### 33.3 The impact on the statement of profit and loss for the year ended March 31, 2023 is as below:

Particulars	For the period ended March 31, 2023	For the period ended March 31, 2022
Rent	8.25	7.63
Depreciation	4.82	4.51
Finance cost	5.47	5.00

The company has discounted lease payments @ 9.00% p.a

#### 33.4 Additional information on extension / termination options.

Extension and termination options are included in a number of property lease arrangements of the Company. These are used to maximise operational flexibility in terms of managing the assets used in the Company's operations. The majority of extension and termination options held are exercisable based on mutual consent of the Company and respective lessors.

## Notes to financial statements for the year ended March 31, 2023

CIN No: L51900MH2008PLC180452

(All amounts in Indian ₹ million, except as otherwise stated)

### NOTE: 34 CONTINGENT LIABILITIES AND COMMITMENTS

Particulars	March 31, 2023	March 31, 2022
Bank Guarantees	49.65	49.65
Commitments	-	-
Disputed Income Tax, Sales Tax, Service Tax and GST Demand:		
i) Pending before Tribunal	6.55	6.55
<b>TOTAL</b>	<b>56.20</b>	<b>56.20</b>

### Note 35: Reclassification

Previous year's figures have been regrouped/reclassified wherever necessary to correspond with the current year's classification/disclosures

### NOTE: 36 (A) CATEGORY WISE CLASSIFICATION OF FINANCIAL INSTRUMENTS

Particulars	Non - Current		Current	
	As at 31.03.2023	As at 31.03.2022	As at 31.03.2023	As at 31.03.2022
Financial Assets measured at Fair value through Other Comprehensive Income				
Investment in quoted instruments	-	-	-	-
<b>TOTAL</b>	<b>-</b>	<b>-</b>	<b>-</b>	<b>-</b>

#### Financial assets measured at Amortized cost

Particulars	Non - Current		Current	
	As at 31.03.2023	As at 31.03.2022	As at 31.03.2023	As at 31.03.2022
Loans to employees	-	-	5.49	5.74
Rental Deposits	9.28	39.84	-	-
Trade Receivables	-	-	846.64	1,151.83
Cash and Cash Equivalents	-	-	1,575.82	2,279.08
<b>TOTAL</b>	<b>9.28</b>	<b>39.84</b>	<b>2,427.95</b>	<b>3,436.66</b>

#### Financial assets measured at fair value through profit and loss

Particulars	Non - Current		Current	
	As at 31.03.2023	As at 31.03.2022	As at 31.03.2023	As at 31.03.2022
Investment in equity based Mutual funds	-	-	-	-
Investments in Debt based Mutual Funds	-	-	-	-
<b>TOTAL</b>	<b>-</b>	<b>-</b>	<b>-</b>	<b>-</b>

#### Financial Liabilities measured at Amortized cost

Particulars	Non - Current		Current	
	As at 31.03.2023	As at 31.03.2022	As at 31.03.2023	As at 31.03.2022
Borrowings	-	-	166.25	212.95
Trade payables (including retained creditors)	-	-	642.28	489.72
<b>TOTAL</b>	<b>-</b>	<b>-</b>	<b>808.53</b>	<b>702.67</b>

## Notes to financial statements for the year ended March 31, 2023

CIN No: L51900MH2008PLC180452

(All amounts in Indian ₹ million, except as otherwise stated)

### 36 (B) FAIR VALUE HIERARCHY

The following table provides the fair value measurement hierarchy of the Company's financial assets and liabilities

As at 31.03.2023	Fair value hierarchy		
Financial Assets / Financial Liabilities	Fair Value as at 31.03.2023	Quoted Prices in active markets ( Level 1)	Significant unobservable Inputs ( Level 3)
<b>Financial Assets measured at Fair value through other comprehensive income</b>			
Investments in quoted equity shares	-	-	-
<b>Financial Assets measured at Fair value through Profit and Loss</b>			
Investments in Debt based Mutual Funds	-	-	-
Investment in equity based Mutual funds	-	-	-
<b>Financial Liability measured at Fair value through Profit and Loss</b>			

As at 30.03.2022	Fair value hierarchy		
Financial Assets / Financial Liabilities	Fair Value as at 31.03.2022	Quoted Prices in active markets ( Level 1)	Significant unobservable Inputs ( Level 3)
<b>Financial Assets measured at Fair value through other comprehensive income</b>			
Investments in quoted equity shares	-	-	-
<b>Financial Assets measured at Fair value through Profit and Loss</b>			
Investments in Debt based Mutual Funds	-	-	-
Investment in equity based Mutual funds	-	-	-
<b>Financial Liability measured at Fair value through Profit and Loss</b>			

The fair value of financial asset and liabilities measured at amortised cost approximate there fair values

### NOTE: 37 FINANCIAL RISK MANAGEMENT

Company's financial risk management is an integral part of how to plan and execute its business strategies. The Company's financial risk management policy is set by the Managing Board.

Market risk is the risk of loss of future earnings, fair values or future cash flows that may result from a change in the price of a financial instrument.

The value of a financial instrument may change as a result of changes in the interest rates, foreign currency exchange rates, equity prices and other market changes that affect market risk sensitive instruments.

Market risk is attributable to all market risk sensitive financial instruments including investments and deposits, foreign currency receivables, payables and loans and borrowings.

#### (i) Foreign Currency Risk

The Company operates internationally and portion of the business is transacted in several currencies and consequently the Company is exposed to foreign exchange risk through its sales and services in overseas and purchases from overseas suppliers in various foreign currencies.

#### Foreign currency exposure as at March 31, 2023

Particulars	USD	EURO
Trade receivables	5.96	0.04
Bank Balances	0.16	-
Advance received from Customers	0.66	0.00
Loan Liabilities	2.12	-
Trade payables	1.85	-



## Notes to financial statements for the year ended March 31, 2023

CIN No: L51900MH2008PLC180452

(All amounts in Indian ₹ million, except as otherwise stated)

### NOTE: 37 FINANCIAL RISK MANAGEMENT (Contd)

#### Foreign currency exposure as at March 31, 2022

Particulars	USD	EURO
Trade receivables	9.45	0.14
Bank Balances	0.29	-
Loan Liabilities	3.23	-
Trade payables	1.27	0.52

#### Foreign currency sensitivity

Particulars	2022-23		2021-22	
	1 % Increase	1 % Decrease	1 % Increase	1 % decrease
USD	0.03	(0.03)	0.14	(0.14)
EURO	0.00	(0.00)	0.01	(0.01)
<b>Increase \ (Decrease) in profit or loss</b>	<b>0.03</b>	<b>(0.03)</b>	<b>0.14</b>	<b>(0.14)</b>

#### (ii) Equity Price Risk

The company's investment portfolio consists of investments in quoted instruments like mutual funds carried at fair value in the balance sheet.

#### (iii) Credit risk

Credit risk arises from the possibility that counter party may not be able to settle their obligations as agreed. To manage this, the Company periodically assesses the financial reliability of customers, taking into account the financial condition, current economic trends, and analysis of historical bad debts and ageing of accounts receivable. Individual risk limits are set accordingly.

The company considers the probability of default upon initial recognition of asset and whether there has been a significant increase in credit risk on an ongoing basis throughout each reporting period. To assess whether there is a significant increase in credit risk the company compares the risk of a default occurring on the asset as at the reporting date with the risk of default as at the date of initial recognition.

It considers available reasonable and supportive forwarding-looking information such as :

- (i) Actual or expected significant adverse changes in business

#### Exposure to credit risk

Particulars	March 31, 2023	March 31, 2022
Loans to employees	5.46	5.64
Rental Deposits	9.28	39.84
Trade Receivables	846.64	1151.83
Cash and Cash Equivalents	1,575.82	2279.08

#### Expected Credit Loss Assessment

Exposures to customers outstanding at the end of each reporting period are reviewed by the company to determine incurred and expected credit losses. Management believes that the unimpaired amount that are past due are still collectible in full, based on historical payment behaviour and extensive analysis of customer credit risk.

Particulars	Current	
	March 31, 2023	March 31, 2022
Export Debtors	506.14	735.54
Local Debtors	347.14	420.00
	<b>853.28</b>	<b>1,155.53</b>
Less: Expected Credit Loss	10.62	14.05
<b>TOTAL</b>	<b>842.66</b>	<b>1,141.49</b>

## Notes to financial statements for the year ended March 31, 2023

CIN No: L51900MH2008PLC180452

(All amounts in Indian ₹ million, except as otherwise stated)

### NOTE: 37 FINANCIAL RISK MANAGEMENT (Contd)

#### (iv) Liquidity risk

Liquidity risk is defined as the risk that the Company will not be able to settle or meet its obligations on time or at a reasonable price.

The Company's corporate treasury department is responsible for liquidity, funding as well as settlement management.

In addition, processes and policies related to such risks are overseen by senior management. Management monitors the Company's net liquidity position through rolling forecasts on the basis of expected cash flows.

The table below provides details regarding the remaining contractual maturities of significant financial liabilities at the reporting date based on contractual undiscounted payments.

#### Maturity profile of financial liabilities

The table below provides details regarding the remaining contractual maturities of significant financial liabilities at the reporting date based on contractual undiscounted payments.

As at March 31, 2023	Less than one year	1 to 5 years	Total
Borrowings	52.95	-	52.95
Retention Creditors	-	-	-
Trade payables	642.28	-	642.28
Other financial liabilities	8.21	-	8.21
	<b>703.44</b>	<b>-</b>	<b>703.44</b>

As at March 31, 2022	Less than one year	1 to 5 years	Total
Borrowings	212.95	-	212.95
Retention Creditors	-	-	-
Trade payables	489.72	-	489.72
Other financial liabilities	7.94	-	7.94
	<b>710.61</b>	<b>-</b>	<b>710.61</b>

#### (v) Capital management

For the purposes of the Company's Capital Management, capital includes issued capital and all other equity reserves.

The primary objective of the Company's Capital Management is to maximise shareholder value. The company manages its capital structure and makes adjustments in the light of changes in economic environment and the requirements of the financial covenants. The company does not have gearing as its cash and reserves are substantial to cover up borrowings.

### NOTE: 38 DISCLOSURE IN PURSUANT TO IND AS 19 DEFINED BENEFIT EMPLOYEE

#### Assets and Liability (Balance Sheet Position)

Particulars	As at March 31, 2023	As at March 31, 2022
Present Value of Benefit Obligation at the end of the period	(53.32)	(30.22)
Fair Value of Plan Assets at the end of the Period		
Surplus / (Deficit)	(53.32)	(30.22)
Effects of Asset Ceiling, if any		
<b>Net Asset / (Liability) Recognised in the Balance Sheet</b>	<b>(53.32)</b>	<b>(30.22)</b>

Particulars	As at March 31, 2023	For the period ending March 31, 2022
In Income Statement	6.74	4.24
In Other Comprehensive Income	16.80	4.22
<b>Total Expenses Recognized during the period</b>	<b>23.54</b>	<b>8.46</b>

## Notes to financial statements for the year ended March 31, 2023

CIN No: L51900MH2008PLC180452

(All amounts in Indian ₹ million, except as otherwise stated)

### NOTE: 38 DISCLOSURE IN PURSUANT TO IND AS 19 DEFINED BENEFIT EMPLOYEE (Contd)

#### Graphical Representation of Liability and Expenses

Particulars	For the period ending March 31, 2023	For the period ending March 31, 2022
Present Value of Obligation as at the beginning	30.22	22.07
Current Service Cost	4.67	2.80
Interest Expense or Cost	2.07	1.43
Re-measurement (or Actuarial) (gain) / loss arising from:		
- change in demographic assumptions	-	0.02
- change in financial assumptions	(1.45)	(0.72)
- experience variance (i.e. Actual experience vs assumptions)	18.25	4.92
- others	-	-
Past Service Cost	-	-
Effect of change in foreign exchange rates	-	-
Benefits Paid	(0.44)	(0.31)
Acquisition Adjustment	-	-
Effect of business combinations or disposals	-	-
<b>Present Value of Obligation as at the end</b>	<b>53.32</b>	<b>30.22</b>

#### Expenses Recognised in the Income Statement

Particulars	For the period ending March 31, 2023	For the period ending March 31, 2022
Current Service Cost	4.67	2.80
Past Service Cost	-	-
Loss / (Gain) on settlement	-	-
Net Interest Cost / (Income) on the Net Defined Benefit Liability / (Asset)	2.07	1.43
<b>Expenses Recognised in the Income Statement</b>	<b>6.74</b>	<b>4.24</b>

Particulars	For the period ending March 31, 2023	For the period ending March 31, 2022
Actuarial (gains) / losses		
- change in demographic assumptions	-	0.02
- change in financial assumptions	(1.45)	(0.72)
- experience variance (i.e. Actual experience vs assumptions)	18.25	4.92
- others	-	-
Return on plan assets, excluding amount recognised in net interest expense	-	-
Re-measurement (or Actuarial) (gain)/loss arising because of change in effect of asset ceiling	-	-
<b>Components of defined benefit costs recognised in other comprehensive income</b>	<b>16.80</b>	<b>4.22</b>

#### Actuarial Assumptions

We have used actuarial assumptions selected by the Company. The Company has been advised that the assumptions selected should be unbiased and mutually compatible and should reflect the Company's best estimate of the variables of the future. The Company has also been advised to consider the requirement of Para 44 of IndAS 19 in this regard.

## Notes to financial statements for the year ended March 31, 2023

CIN No: L51900MH2008PLC180452

(All amounts in Indian ₹ million, except as otherwise stated)

### NOTE: 38 DISCLOSURE IN PURSUANT TO IND AS 19 DEFINED BENEFIT EMPLOYEE (Contd)

#### (i) Financial Assumptions

The principal financial assumptions used in the valuation are shown in the table below:

Particulars	As at March 31, 2023	As at March 31, 2022
Discount rate (per annum)	6.90%	6.90%
Salary growth rate (per annum)	10%	10%

The discount rate indicated above reflects the estimated timing and currency of benefit payments. It is based on the yields/ rates available on applicable bonds as on the current valuation date.

The salary growth rate indicated above is the Company's best estimate of an increase in salary of the employees in future years, determined considering the general trend in inflation, seniority, promotions, past experience and other relevant factors such as demand and supply in employment market, etc.

#### (ii) Demographic Assumptions

The principal demographic assumptions used in the valuation are shown in the table below:

Particulars	As at March 31, 2023	As at March 31, 2022
Mortality rate (% of IALM 06-08)	100%	100%
Normal retirement age	58years	58years
Attrition / Withdrawal rates, based on age: (per annum)		
Upto 30 years	10%	10%
31-44 years	10%	10%
Above 44 years	10%	10%

#### (iii) Sensitivity Analysis

Significant actuarial assumptions for the determination of the defined benefit obligation are discount rate, expected salary increase and mortality. The sensitivity analysis below have been determined based on reasonably possible changes of the assumptions occurring at the end of the reporting period, while holding all other assumptions constant. The results of sensitivity analysis is given below:

Particulars	As at March 31, 2023		As at March 31, 2022	
Defined Benefit Obligation (Base)	(53.32)		30.22	
Particulars	As at March 31, 2023		As at March 31, 2022	
	Decrease	Increase	Increase	Increase
Discount Rate (- / + 1%) (% change compared to base due to sensitivity)	2.92	2.61	1.61	1.82
Salary Growth Rate (- / + 1%) (% change compared to base due to sensitivity)	2.57	2.82	1.75	1.58
Attrition Rate (- / + 50% of attrition rates) (% change compared to base due to sensitivity)	0.54	0.50	0.40	0.44

## Notes to financial statements for the year ended March 31, 2023

CIN No: L51900MH2008PLC180452

(All amounts in Indian ₹ million, except as otherwise stated)

### NOTE: 39 INCOME TAX RECONCILIATION

(a) Tax Expense recognised in Statement of profit and Loss comprises

(₹ In million)

Particulars	March 31, 2023	March 31, 2022
<b>Current income tax:</b>		
Current income tax charge	306.81	521.89
<b>Deferred tax:</b>		
Relating to origination and reversal of temporary differences	29.49	32.46
<b>Income tax expense reported in the statement of profit or loss</b>	<b>336.30</b>	<b>554.35</b>
<b>(b) Deferred tax related to items recognised in OCI during in the year:</b>		
Net loss/(gain) on remeasurements of defined benefit plans	4.23	1.08
<b>Income tax charged to OCI</b>	<b>4.23</b>	<b>1.08</b>

(c) Reconciliation of tax expense and the accounting profit multiplied by India's domestic tax rate for March 31, 2023 and March 31, 2022:

Particulars	March 31, 2023	March 31, 2022
Accounting profit before income tax	1,234.87	2,072.45
Tax on accounting profit at statutory income tax rate 25.168% (March 31, 2022 25.168%)	310.79	521.59
Expenses that are not deductible in determining taxable profit	22.58	2.94
Change/ Credit in respect of earlier years	(8.21)	17.54
Others	15.36	13.35
<b>Tax expense reported in the statement of profit or loss</b>	<b>340.53</b>	<b>555.42</b>
<b>Effective Tax Rate</b>	<b>27.58%</b>	<b>26.80%</b>

d) Components of Deferred tax assets/ ( Liabilities ) recognised in Balance sheet and Statement of profit and loss

Particulars	Balance sheet		Statement of Profit and Loss	
	March 31, 2023	March 31, 2022	March 31, 2023	March 31, 2022
Difference between Book depreciation and tax depreciation	155.06	120.84	34.22	37.81
Deferred Tax Asset on Gratuity	(9.19)	(7.61)	(1.58)	(6.44)
Deferred Tax Asset on Leave Encashments	(3.47)	(0.81)	(2.66)	(0.81)
Deferred Tax Asset on Trade Payables	-	-	-	0.10
Deferred Tax Asset on Staff Advance	(0.09)	(0.13)	0.05	0.02
Deferred Tax Asset (Rental Security Deposit -Asset)	-	0.34	(0.34)	0.34
Deferred Tax Liability on ROU IndAS 116	13.38	14.26	(0.88)	10.51
Deferred Tax Liab (SD Liability -Hunan)	-	-	-	-
Deferred Tax Asset (Lease Liability as per IndAS 116)	(14.70)	(15.40)	0.70	(15.40)
Deferred Tax Asset (SD Liab-Tasly)	-	-	-	-
Other Difference	(4.23)	-	-	6.34
<b>Deferred Tax Income / (Expense)</b>	<b>-</b>	<b>-</b>	<b>29.49</b>	<b>32.46</b>
<b>Net Deferred Tax Asset / ( Liabilities )</b>	<b>136.75</b>	<b>111.49</b>	<b>-</b>	<b>-</b>

## Notes to financial statements for the year ended March 31, 2023

CIN No: L51900MH2008PLC180452

(All amounts in Indian ₹ million, except as otherwise stated)

### NOTE: 39 INCOME TAX RECONCILIATION (Contd)

(e) Reconciliation of deferred tax liabilities (net):

Particulars	March 31, 2023	March 31, 2022
Opening balance as at April 1	111.49	80.11
Tax (Income)/ Expense during the period recognised in		
(i) Statement of Profit and loss in profit and loss	29.49	32.46
(ii) Statement of Other Comprehensive Income	(4.23)	(1.08)
Closing balance as at March 31	136.75	111.49









**SUPRIYA  
LIFESCIENCE LTD.**

[www.supriyalifescience.com](http://www.supriyalifescience.com)