

Evolving Responsibly

ANNUAL REPORT 2022-23



Across THE PAGES

01-17 CORPORATE OVERVIEW

Evolving Responsibly	01
Sumitomo at a Glance	02
Growing Global Footprints	03
Embracing Change with Core Strengths	04
Progressing with Significant Milestones	05
Unlocking Opportunities with Unique Products	06
Creating Value with Responsible Innovation	08
Empowering Success with Strong Financials	09
Chairman's Communique	10
From the Managing Director's Desk	11
Driving Success through Unmatched Capabilities	12
Taking Responsible Steps Towards Sustainability	14
Fostering Well-being through Mindful Action	15
SCIL 2.0: Harnessing Phygital Transformation	16
Corporate Information	17

18-106 STATUTORY REPORTS

Management Discussion and Analysis	18
Notice	24
Board's Report	39
Corporate Governance	56
Business Responsibility and Sustainability Report	69

107-236 FINANCIAL STATEMENTS

Standalone	108
Consolidated	173



An electronic version of this report is
available online at:

[https://sumichem.co.in/investors-relations.
php#Reports](https://sumichem.co.in/investors-relations.php#Reports)

Investor Information	
Market Capitalisation as on 31 March 2023	₹ 2,12,261 Million
CIN	L24110MH2000PLC124224
BSE Code	542920
NSE Symbol	SUMICHEM
Bloomberg Code	SUMICHEM:IN
Dividend Declared	₹ 1.20 per equity share
AGM Date	Friday, 28 July 2023
AGM Venue	Video Conferencing (VC) and Other Audio-Visual Means (OAVM)

Disclaimer:

This document contains statements about expected future events and the financials of Sumitomo Chemical India Limited, which are forward-looking. By their nature, forward-looking statements require the Company to make assumptions and are subject to inherent risks and uncertainties. There is a significant risk that the assumptions, predictions, and other forward-looking statements may not prove to be accurate. Readers are cautioned not to place undue reliance on forward-looking statements as several factors could cause assumptions, actual future results, and events to differ materially from those expressed in the forward-looking statements. Accordingly, this document is subject to the disclaimer and qualified in its entirety by the assumptions, qualifications, and risk factors referred to in the Management Discussion and Analysis section of this Annual Report.



Evolving RESPONSIBLY


Sumitomo Chemical India Limited (SCIL) is dedicated to enhancing India's food supply and improving livelihood.

At the heart of our operations lies our focus on evolving responsibly, providing holistic solutions that adapt to the ever-evolving demands of the industry. Guided by our ethos of compassion, we actively drive positive transformation by supporting Indian farmers and advocating responsible practices.

Our robust sense of accountability, coupled with an extensive reach to millions of farmers, an expansive distribution network, and a firm market presence, propels us towards achieving our objectives. It also helps augment stakeholder value, and forge a path towards a sustainable future.

We invite you to become a part of this transformative journey, as we reflect on our remarkable 15-fold revenue growth over the past 13 years, solidifying our position as a reliable solution provider to the Agrochemical industry.

15x Revenue Growth (₹in Billion)



Together, let us nurture communities, empower farmers, and responsibly cultivate a world where empathy flourishes, fostering abundant growth for all.

Sumitomo

AT A GLANCE

Sumitomo, a reputed global brand, boasts of a distinguished history dating back to the early 16th Century in Japan. In 1913, the establishment of Sumitomo Chemical Company (SCC) marked a significant milestone in its remarkable journey. Today, Sumitomo Chemical India Limited (hereon referred to as 'SCIL' or 'Sumitomo' or 'The Company') proudly serves as the flagship entity of the SCC group, representing its enduring legacy and embodying the innovation and excellence that Sumitomo stands for. SCIL upholds the highest standards and values, taking the legacy of Sumitomo Chemical Company to greater heights.

SCIL is a leading manufacturer and distributor of diverse Agro-Solutions, Environmental Health Division and Animal Nutrition products. The Company has

achieved remarkable growth over the years through its strategic and operational endeavours. Designed to meet the agricultural needs of farmers and communities worldwide, its offerings span crop protection, storage pest control, rodent control, bio-pesticides, plant growth regulators and more. With state-of-the-art manufacturing facilities and robust R&D capabilities, SCIL is committed to producing high-quality agro-chemical and nutrition solutions. Its extensive product portfolio includes herbicides, insecticides, fungicides, fumigants, and plant growth regulators. With a focus on innovation and sustainability, SCIL stays strong to fulfil its objective of becoming a trusted industry player, contributing to the sustainable agriculture practices globally.

Vision



- To be a trusted market leader in Indian crop protection sector
- To develop a vibrant corporate culture
- Endeavour to achieve success and sustainability through innovation & excellence

Core Values



- Excellence
- Innovation
- Integrity
- Respect & value all stakeholders
- Customer focus
- People focus
- Sustainability

Mission



Marketing and Sales:

- Further penetration into the Indian market & take leadership; expand exports
- Strengthen sales force, distribution, and product portfolio

Manufacturing:

- Supply the most competitive products with safe and stable operation and meet demand
- Strengthen procurement power
- Expand manufacturing functions

Management & Support:

- Establish the most efficient organisation to support business growth and alignment with SCC
- Develop administrative efficiency while ensuring internal controls
- Full & strict compliances
- Create value for all stakeholders

4.4 Million+
Farmer Connect
through Physical
Meetings

700+
SKUs

1,500+
Field/Market
Development
Officers

~50+
Countries
Presence

200+
Brands

~600
Sales Team

25+
Patents

60
Depots

15,000+
Direct Distributors

~40,000
Dealers

Growing GLOBAL FOOTPRINTS

5
Manufacturing
Facilities

60
Depots
Pan-India

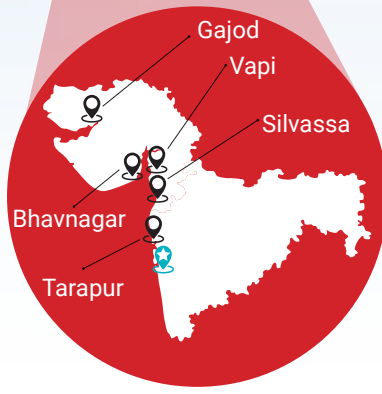
26
States in India



50+
Countries
Presence



Numeric Key to other countries mentioned in map above

- | | | |
|----------------|-----------------|------------------|
| 1. Bangladesh | 12. Singapore | 23. Srilanka |
| 2. Tanzania | 13. Tunisia | 24. Honduras |
| 3. Kenya | 14. France | 25. Turkmenistan |
| 4. UAE | 15. Taiwan | 26. Ecuador |
| 5. Uganda | 16. Netherlands | 27. Ghana |
| 6. Turkey | 17. Jordan | 28. Malaysia |
| 7. Malawi | 18. Angola | 29. Mali |
| 8. Burkinafaso | 19. Syria | 30. Saudi arabia |
| 9. Congo | 20. Oman | 31. Togo |
| 10. Mozambique | 21. Afghanistan | |
| 11. Zambia | 22. Lebanon | |



 **Mumbai - Head Office**
 **Manufacturing Facilities**

Disclaimer : This map is a generalised illustration only for the ease of the reader to understand the locations, and it is not intended to be used for reference purposes. The representation of political boundaries and the names of geographical features/states do not necessarily reflect the actual position. The Company or any of it's directors, officers or employees, cannot be held responsible for any misuse or misinterpretation of any information or design thereof. The Company does not warrant or represent any kind in connection to it's accuracy or completeness.



Embracing CHANGE WITH CORE STRENGTHS

SCIL solidifies its position in the industry with its exceptional crop protection solutions. The Company's efficient distribution, robust management, diverse and newly launched products, cutting-edge manufacturing, and strong farmer connect converge to fuel its remarkable success.

Strong Brand Value and Distribution Network

SCIL delivers timely solutions to remote areas, leveraging the powerful network of 15,000+ distributors, spanning 26 states. The Company's lasting relationships and market leadership in crop protection are further strengthened by 600+ sales officers and 1,500 field staff, tracking evolving customer needs.

Experienced Management Team and Board of Directors

SCIL thrives on the extensive experience and expertise of the SSC's prudent leadership and esteemed Board of Directors. With a focus on sales, marketing, manufacturing, R&D and Environmental Health and Safety, they provide invaluable guidance to the Company. This amalgamation of expertise drives growth and success of SCIL in the Indian agro-chemical space.

Diversified & De-risked Portfolio

With a diversified product range across all its business verticals, the Company is looking forward to launching new products regularly to bring innovative technology to the farmer's doorstep. The Company's market boasts of over 700 SKUs, offering agro-solutions and exporting to over 50 countries. This enables the Company to tap into multiple segments, ensuring a steady revenue stream, while building relationships with customers worldwide.

State-of-the-art Manufacturing and R&D Facilities

SCIL boasts a host of robust manufacturing facilities, which are supported by significant investments in automation and digitisation. The Company is committed to enhancing efficiency, safety, and product quality in its manufacturing processes, ensuring sustainable operations, with a planned capex of ₹ 75 Crores per annum and additional capex of ₹ 120 Crores.

Safety, Health and Environment (SHE)

SCIL prioritises SHE and quality certifications for consistent product delivery and safe environment. It believes in innovation and optimises its costs through efficient effluent management. The Company fulfils ~50% of its energy needs through renewable energy sources, thus conserving resources. Moreover, it undertakes safety audits and training to ensure operational excellence.

Farmer Connects

SCIL gains a significant competitive edge with its skilled field team and sales executives. By offering specialised education, targeted campaigns, and farmer-centric programmes, the Company builds strong bonds with the farmers, understands their needs, provides training, and effectively showcases the usage of its products.

Progressing with **SIGNIFICANT MILESTONES**



Began the exploration phase

- 2000**
Incorporated in India as EHD (HHI) distribution company
- 2001**
Entered into manufacturing JV with New Chemi industries
- 2002**
Started Agro-Solutions Division (ASD) Business
- 2003**
Established EHD (Public Health) business
- 2005**
Acquired EHD (HHI) unit
- 2009**
Initiated the animal nutrition segment

Recorded aggressive growth phase

- 2011**
New Chemi Integrated with SCIL. SCIL Registered revenue of ₹ 2.3 Billion
- 2012-2015**
Set-up new organisation, control system, Planning & Control Office (PCO) function, innovation sales team and field promotion activities
- 2016-2019**
Acquired Majority stake in Excel Crop Care (ECC) and integrated with ECC
- 2020**
Commenced SCIL 2.0 – First full year of integrated operations
Recorded revenue of ₹ 24.2 Billion
- 2023**
Achieved a revenue of ₹ 35.1 Billion



Unlocking Opportunities with **UNIQUE PRODUCTS**



Agro-Solutions Division (ASD)



Crop Protection

SCIL boasts a wide range of insecticides, fungicides, miticides, and herbicides that are highly effective against specific pests and crop diseases.

The products are powerful, and safe, with sustainable crop protection technology. They enhance agricultural productivity through high efficacy, low toxicity, and reduced environmental impact.



Biologicals

SCIL leverages its R&D expertise to create effective alternatives to chemical agrochemicals utilising natural substances for environmentally friendly pest control, thus, protecting crops, and preserving the ecosystem.



Plant Nutrition & Plant Growth Regulators

SCIL offers a range of plant growth regulators and nutrition products, which empowers farmers with effective solutions for improved crop yields and optimal outcomes.



Fumigants and Rodenticides

SCIL manufactures efficient fumigants and rodenticides which combat post-harvest losses, ensuring every grain is saved. They protect harvest and maximise yields with its effective solutions.

Environment Health Division (EHD)



Household Pesticides

Professional Pest Control

SCIL delivers cutting-edge products that cater to both performance and customer service requirements. The Company provides professional pest control products, including efficient insect control solutions, ensuring the success of partnered businesses. The products are effective against mosquitoes, flies, cockroaches, black flies, nuisance flies, and flying insects, among others.

Vector/Public Health

Through a comprehensive range of vector control solutions that are both safe and cost-effective, these products assist agencies in controlling vector population and reducing the transmission of vector-borne diseases, ultimately safeguarding the health of the communities they serve.

Custom Solutions

SCIL offers efficient insect control solutions that meet the performance and customer service requirements.

Animal Nutrition Division (AND)



Animal Nutrition

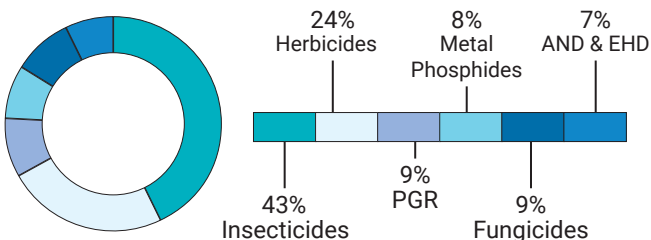
SCIL distributes methionine based products that is used as feed additives.

International Business/Exports



SCIL supplies products to the third parties in different regions like Latin America, Middle East & Africa, Asia, North America, Europe, CIS etc. spanning 50+ countries. Synergies with Sumitomo Chemicals Latin America (SCLA) unlock new possibilities in this direction. SCC's proprietary molecules manufactured in India fuel its International Business. It offers different technicals and formulations leveraging synergies within SCC. Thus, SCIL has been able to cultivate trust to bolster international success and seamless global partnerships to propel the business forward.

Diversified Portfolio across Segments



For more information on SCIL's products, please scan the QR code

Creating Value with **RESPONSIBLE INNOVATION**

Introduced Seven Products in 2022-23

SCIL stands for responsible innovation and effective solutions. The Company's in-depth market understanding and research is evident in the successful launch of seven new products in 2022-23. These new offerings demonstrate the Company's ability to bring new technologies to the grower to enhance his efforts towards

sustainable and secure food future. SCIL takes pride in its agile and responsive approach to meet the ever-evolving needs of its customers. With a focus on creating value for all stakeholders, SCIL is determined to build upon its success and drive continued growth.

PYCLOME®

Insecticide

SUMIBLUE DIAMOND™

Plant Growth Regulator

SANTANA®

Insecticide

DANITOL® NXT

Insecticide

PROMALIN®

Plant Growth Regulator

KORKO®

Insecticide

DERECHO®

Fungicide



Empowering Success with STRONG FINANCIALS

Revenue from Operations (in Crores)



Return on Equity (%)

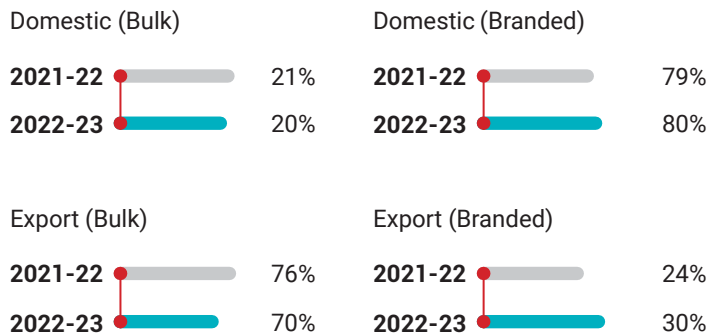


EBITDA (in Crores)



Revenue Breakup

Bulk & Branded Revenue



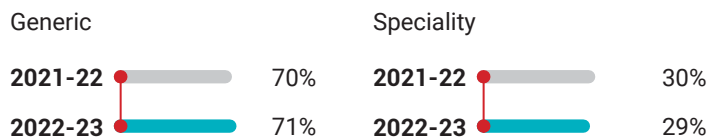
EBITDA Margins (%)



PAT (in Crores)



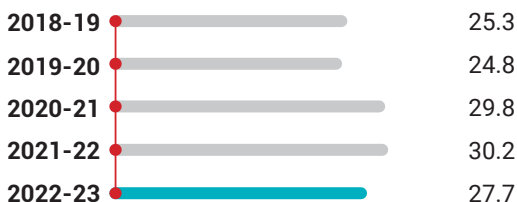
Segment Revenue



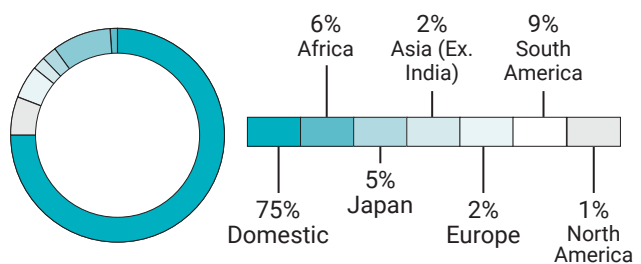
PAT Margins (%)



ROCE (%)



Geographic Revenue



Chairman's COMMUNIQUE

Dear Stakeholders

Our Annual Report this year stands as a powerful testimony to SCIL's commitment as a socially responsible company. As an integral part of SCC group, SCIL upholds Sumitomo's legacy of excellence. Building on the global commitment that Sumitomo brings with it and leveraging its global reach across ~50 countries, we strive to create wealth, while prioritising sustainability, innovation, stakeholder and customer-centricity in all our endeavours.

SCIL has delivered positive results for yet another successful financial year, despite facing many challenges. Notwithstanding the geopolitical tensions, and supply chain disruptions that persisted for the second consecutive year, SCIL has emerged stronger by successfully navigating these complexities.

As we grow, our commitment towards bringing new technology by launching new products remain steadfast. We explore evolving opportunities for expansion, as we strive to sustain business momentum. We break boundaries by leveraging our strong product portfolio for the agrochemical space to emerge as a very competitive player in our industry. With our robust R&D capabilities,

we remain focussed on introducing new products with novel formulations. For more information please refer to page 8 of this document.

Going forward, we are striving to reach to the next level by strengthening our global presence, while consolidating our leadership in the Indian market. To realise this ambition, we have identified five key strategies for success: Diversifying our product range further, including generic and specialty chemicals, to meet the diverse customer needs; Boosting our position as a top agro-chemical marketer and building a strong market presence through innovative strategies; Improving manufacturing standards to enhance quality, while optimising costs and increasing efficiencies; Solidifying our Management team by nurturing talent from within the organisation as well as attracting talent from outside; and Developing comprehensive training programmes to identify the future leaders. These strategies are in sync with our Company's commitment to grow responsibly.

As we strategise our future endeavours, we stand committed to creating a better future for all. As a responsible company, we understand our societal role and tirelessly work towards our goals. Sustainability is embedded in every action we take, ensuring that our operations prioritise environmental, social, and economic considerations. By adhering to the expectations of our stakeholders, especially farmers, by continuous technological adaptation, and employing responsible practices we believe to positively impact society at large. We remain grateful for the trust and support from customers, employees, partners, and shareholders as we pursue a brighter, sustainable future together.

Regards,

Dr Mukul Govindji Asher

Chairman



As we grow, our commitment towards bringing new technology by launching new products remain steadfast. We explore evolving opportunities for expansion, as we strive to sustain business momentum. We break boundaries by leveraging our strong product portfolio for the agrochemical space to emerge as a competitive player in our industry. With our robust R&D capabilities, we remain focussed on introducing new products with novel formulations.

From the MANAGING DIRECTOR'S DESK

Dear Stakeholders

It is with immense pride, I share that SCIL stands tall as a diversified leader in the Indian agro-chemical sector, with an exceptional track record of year-on-year growth. Our aspirational journey continues, and while we continue to walk on this path, I would like to take a moment to appreciate the unwavering efforts and commitment of each and every team-member at SCIL family.

We continue to be inspired from India's resurgence in the macro-economic front. Additionally, the country has made remarkable strides in the agro-chemical industry, ranking as the world's fourth-largest producer and third-largest exporter in 2021-22. India enjoys being the world's largest producer of milk, pulses and jute, and ranks as the second largest producer of rice, wheat, sugarcane, groundnut, vegetables, fruit and cotton. It is also one of the leading producers of spices, fish, poultry, livestock and plantation crops. To further aid the growth, the Government has come up with schemes like Production Linked Incentive (PLI), initiatives like the National Monetisation Pipeline (NMP) and PM Gati Shakti to name a few. The Government has also emphasised on the need for strong digital transformation in agriculture as a step towards the future. Moving ahead, the India crop protection market is expected to witness a CAGR of ~ 8% to 10% between 2023 and

2028 to reach a value of almost US\$ 10 Billion, driven by India's expanding population and growing income levels in rural and urban areas.

Source: <https://www.expertmarketresearch.com/reports/india-agrochemicals-market>

For the year passed by, we beam with pride to share our success story. We remain committed to the Green Transformation (GX) through renewable energy and sustainable practices.

Additionally, our exploration of Digital Transformation (DX) optimises operational processes, integrating SAP, ERP, and training portals, thus driving efficiency in sales and marketing functions to stay ahead of the curve.

As a part of our commitment to sustainability, we have implemented energy-efficient technologies and processes across our operations. This is backed by robust capex plans as we invest ₹ 70-75 Crores per annum, with an additional allotment of ₹ 120 Crores for the development of new products. Our commitment to innovation and customer-centricity, in combination with the expansion of our product line to cater to increasing market demand, has led to a strong financial performance. The revenue has surged by 15% amounting to ₹ 3,511 Crores in FY 2022-23, while our cost management efforts have improved our profitability, with our operating EBITDA growing by 11% to ₹ 667 Crores in FY 2022-23.

As we forge ahead, I have utmost confidence in our solid market position, driven by our commitment to R&D, capacity expansion, brand building, and exploring new products and export opportunities. This foundation enables us to capture the abundant growth prospects in the market.

Further, I would like to extend my heartfelt gratitude to all our stakeholders for their continued support. We remain determined in our commitment to deliver value to each one of them. As we move forward, our primary focus remains on attaining market leadership in the agro-solution sector in India. We are fully dedicated to achieving this goal by evolving responsibly with our strategic priorities.

Regards,

Chetan Shah

Managing Director



Amidst challenges, we stand tall as a diversified leader in the Indian agro-chemical sector, with an exceptional track record of year-on-year growth. Our aspirational journey continues, and while we continue to walk on this path, I would like to take a moment to appreciate the unwavering efforts and commitment of each and every team-member at SCIL family.

Driving Success through UNMATCHED CAPABILITIES

SCIL operates state-of-the-art manufacturing facilities in Gujarat and Maharashtra, accompanied by three Department of Scientific and Industrial Research (DSIR) approved R&D labs situated in Mumbai, Bhavnagar, and Gajod. The Company leverages its robust R&D capabilities to drive innovation in developing new products, processes, and technologies. This equips the Company with a competitive edge, while ensuring responsible evolution. By consistently enhancing its R&D capabilities, SCIL is committed to addressing the ever-evolving market needs effectively.

Plant Location	Land Areas (acres)	Segment Served
Bhavnagar	~58	Manufacturing of technical grade pesticides and formulations
Gajod	~120	Manufacturing of metal phosphide and formulation
Tarapur	~5	Manufacturing of technical grade pesticides
Vapi	~6	Formulation & packaging
Silvassa	~3	Formulation & packaging

Prompt Response

SCIL believes that constant innovation is key to business sustenance. Hence, the Company's R&D team in India is focussed on producing off-patent products for domestic use and global export. It also keeps up with the constantly changing regulations, industry standards and requirements in different countries. SCIL recognises that constant innovation is essential to stay ahead of the competition and maintain a strong position in the market. To achieve this, the Company has capex plans to support the R&D team in their efforts to produce high-quality products that meet the needs of its customers in various regions around the world.

200+
Registrations

5
Manufacturing
Facilities

~190
Acres of Land,
Dedicated to
Manufacturing

75+
Qualified and Dedicated
Engineers & Scientists

9
Applications
Filed

25+
Patents Granted across
Various Geographies

30+
PhDs

3
Fully Equipped, DSIR
Approved R&D Labs



Investment and Plans

SCIL is resolute in its determination to foster growth and deliver exceptional value to its stakeholders. A tangible demonstration of this dedication is reflected in the Company's significant capital expenditure plans. With annual investments of ₹ 70-75 Crores, it is actively developing new products, improving its infrastructure, and promoting sustainability through various environmental and renewable energy projects. In addition, it has allocated ₹ 120 Crores for the development of five products within the next two years.

SCIL has plans to strategically invest in augmenting its R&D facilities, with a key focus on leveraging SCC Japan's cutting-edge chemistries to create novel processes and combinations. This is set to enable the Company expand its capabilities and explore innovative solutions, thus significantly improving production efficiency.

Future Expansion Plans

SCIL is currently focussed on demand-driven expansion. In this direction, the Company has recently signed agreements to purchase two additional plots of land with the aim of adding further capacities to meet medium to long-term goals. These include:

- ◈ 20-acre parcel adjoining the Bhavnagar site, which will be used to expand the manufacturing of technical grade agrochemicals.
- ◈ 50-acre privately owned land parcel at a prime location at Dahej within the PCPIR Zone.
- ◈ SCIL holds the expansion of the Dahej site as a crucial driver for its future growth; the site is dedicated to establishing cutting-edge manufacturing facilities within the next 2-3 years.

Taking Responsible Steps TOWARDS SUSTAINABILITY

SCIL recognises it's responsibility in promoting sustainable development and places a strong emphasis on minimising its environmental impact. Embracing a resilient sustainability model, the Company diminishes greenhouse gas emissions by focussing on renewable energy generation and reducing reliance on thermal power. Thereby, paving the way towards a more environmentally conscious and sustainable future.

Green Transformation (GX)

Renewable Energy

SCIL harnesses wind and solar power with a combined capacity of 6.1 MW and 2.5 MW, respectively. With power purchase agreements in place, renewables constitute around 50% of SCIL's total energy consumption.

Fuel Revolution

SCIL has reduced CO₂ emissions by a remarkable 4000 MT in 2022-23, by replacing fossil fuels with biofuels.

Plastic Waste Solution








During the year, the Company adopted a noble initiative towards environment protection through plastic waste management, collected and recycled 2195 MT plastic affirming dedication to sustainability.

Water Innovation

SCIL's vermiculture process enables sewage wastewater processing, meeting 60-70% of processed water requirement contributing to conservation of natural water resources.

People First, Culture Always: Crafting the Perfect Work Story

People hold major significance at SCIL.

-  **Robust HR system:** Fosters high-performing, inclusive culture
-  **Employee-friendly policies:** Enhances transparency, teamwork, and trust
-  **Equal opportunities:** Promotes fairness and prevents discrimination
-  **Skills development:** Strengthens human capital for shared objectives
-  **Diversity and inclusion:** Encourage varied expertise, grooming women leaders
-  **Open communication:** Supports active dialogue to avoid industrial disputes and maintain peace.
-  **Employee strength:** 1,642 permanent employees as of 31 March 2023



Fostering Well-being THROUGH MINDFUL ACTION

SCIL acknowledges its role as a responsible corporate citizen, understanding the importance of sustainable business practices and their impact on society. The Company is committed to 'Making a Positive Impact' on the society with a focus on conserving natural resources, promoting rural development, fostering community education, and enhancing healthcare initiatives.

Empowering Education: Transforming Lives and Learning



SCIL's comprehensive initiatives in Bhavnagar, Gajod, Palghar, Vapi, Valsad, and Boisar ensure access to quality education through innovative programmes,

teacher training, and infrastructure support. Classrooms are equipped with smart technology, computers, TVs, and essential resources. They promote enhanced educational standards and child-friendly environments through the 'Building as Learning Aid' concept, nurturing a brighter future for students.

13,000+
Students Benefitted

Enhancing Rural Development

SCIL prioritises sustainable infrastructure and economic growth in Bhavnagar, Gajod, Tarapur, Vapi, and Palghar. Initiatives included water purification, community centres, micro-irrigation, public garden maintenance, and e-libraries. In Kambhare Village, SCIL supported integrated development with solar-powered drinking water systems, school infrastructure, and women empowerment programmes. Widows affected by Covid-19 also received support.



10,000+
Villagers Benefitted

Promoting Health & Well-being: Empowering Communities



SCIL's unwavering commitment to healthcare is shown through innovative programmes, health camps, financial aid for surgeries, animal

health support, diagnostic centres, kidney disease treatment, paediatric heart surgeries, and autism care. The Company is involved in fostering healthier communities in Mumbai, Bhavnagar, Gajod, Bhuj, and beyond.

30,000+
People Benefitted

57,000+
Animals Benefitted

Preserving Earth's Natural Resources

SCIL supports conservation efforts in Bhavnagar, Gajod, and Tarapur through a host of initiatives. These include improving drinking water, green belt development, tree planting, garden development, rainwater harvesting, and renewable energy use.



₹ 8.91 Crores
Spent on CSR

1 Lakh+
Community
Members Benefitted

SCIL 2.0: Harnessing PHYGITAL TRANSFORMATION



SCIL took the lead in spearheading digital integration efforts in response to the Covid-19 pandemic in 2020, propelling the Company's evolution by harnessing the combined power of physical and digital media. Through a decentralised approach, each function implemented digital initiatives within the DX (Digital Transformation) framework, fostering collaboration and success. Internally, the Company integrated SAP solutions, QR codes, and compliance portals, among others. Externally, SCIL leveraged digital platforms resulting in over 20 million engagements from consumers, while its farmer-centric approach facilitated effective engagement and education on crop safety, expanding the Company's business reach. SCIL's unique Phygital format for New Product Launch is highly interactive and ensures significant engagement of consumers.

SCIL's Impactful Campaigns

Bring growth and innovation to farming communities. Together, cultivating success.

NatureDeep®

- ◆ Facebook Live campaign that got more than 1 million views and more than 91,000 clicks on the landing page.
- ◆ Showcasing Cotton Seed Treatment results with training programmes, reaching 16,500 farmers and driving sales.
- ◆ Chilli campaign focussed on reaching retailers, distributors, and farmers through targeted meetings for successful conversion.
- ◆ Brand awareness and reach campaign among wheat farmers of Punjab & Haryana

Sumi Max®

Promoting Farmer-centric campaign in Maharashtra, Madhya Pradesh and Telangana. The digital campaign reached out to more than 3 lakh farmers, through Whats App, Pay Per Click Advertising and Social Media Campaigns. At field level, the training, field days, farmer meetings, micro demo plots and mega events drove significant engagement.

Celcron®

Combating Pink Bollworm in Cotton, leveraging physical and digital methods in Punjab and Haryana.

IKU® Drive

Boosting Sugarcane growth in Uttar Pradesh through live sessions on Farming Tube and demand generation initiatives.

400+

Landing Pages

9

Languages

10

Websites

20 Million

Consumers Engaged

Sumi Lano®

Influencer campaign led by the very famous Agriculture Influencer- Mr. Darshan Singh, who owns a YouTube channel with more than 5.9 million subscribers.

Dantotsu® Jhukega Nahin

Engaging Rajasthan farmers with interactive activities, meetings, and established over 25,000 contacts.

Santana® Soil Pest Management

Entering a saturated market with strategic promotions, displays, and demonstrations, creating a buzz and success, particularly in West Bengal and Bihar.

Other Demand Generation Campaigns

- ◆ Chilli Crop Campaign
- ◆ Soybean Campaign
- ◆ Mango Farmers Meet
- ◆ Cotton Campaign

Corporate INFORMATION

Board of Directors

Mukul G Asher

Chairman

Chetan Shah

Managing Director

Sushil Marfatia

Executive Director

Suresh Ramachandran

Whole-time Director & Chief Commercial Officer
(w.e.f. 01 June 2023)

Hiroyoshi Mukai (up to 31 March 2023)

B V Bhargava

Ninad D Gupte

Preeti Mehta

Masanori Uzawa

Company Secretary &

Compliance Officer

Deepika Trivedi

Chief Financial Officer

Anil Nawal

Bankers

Citibank N.A

HDFC Bank Ltd

Sumitomo Mitsui Banking Corporation

Kotak Mahindra Bank Ltd

Mizuho Bank, Ltd

MUFG, Mumbai Branch

Axis Bank Ltd

Auditors

SRBC & CO LLP

Chartered Accountants

Registered Office

Building No. 1, Ground Floor, Shant Manor Co-op
Housing Society Ltd.

Chakravarti Ashok 'X' Road, (East)

Mumbai - 400 101

Corporate Office

13 & 14, Aradhana Industrial Development Corporation
Near Virwani Industrial Estate, Goregaon (East)

Mumbai - 400 063

Tel: +91 22 42522200

Registrars And Transfer Agents

M/s. Link Intime India Pvt. Ltd.

C-101, 247 Park, L B S Marg, Vikhroli (West)

Mumbai - 400 083

Tel: +91 22 49186000

MANAGEMENT DISCUSSION AND ANALYSIS

1. ECONOMY AND CROP PROTECTION INDUSTRY STRUCTURE & DEVELOPMENTS:

Global economy is struggling with inflationary pressure and impact of continued geopolitical conflict between Russia and Ukraine. Geopolitical tension between China and Taiwan and unstable Covid-19 situation in China continue to cause worry. A series of interest rate hikes by the US Federal Reserve to curb inflation – emulated by central banks of all other nations – has led to slowdown of global economic growth. Indian economy has shown remarkable resilience in the face of global economic slowdown and has emerged as the fastest-growing major economy in the world.

Agriculture sector is a major pillar of the Indian economy. It provides employment to about 50% of the employed workforce and accounts for about 15% of the GDP. Agriculture is immensely important for India. Concerns of food security for the country with the largest and still growing population need not be over-emphasised. Fortunes of agrochemicals industry, including the crop protection industry, are closely knit and interwoven with the agriculture sector.

The Indian crop protection industry (hereinafter referred to as 'the agrochemicals industry/industry') is highly diverse. It has players who are small and medium in size, dealing in generic off-patent molecules. It has players who are large multinationals with high-priced new generation and patented molecules. The industry has players who manufacture only technical grade pesticides. A large number of small players is pure formulator. The industry also has some players who produce both – technical grade pesticides and formulations. There is an ancillary segment which manufactures intermediates for technical grade pesticides.

India is the fourth largest producer of agrochemicals in the world - after the USA, Japan and China. The Indian agrochemicals industry was valued at around US\$ 5.72 Billion in the year 2020-21, almost equally accounted for by domestic consumption (approximately US\$ 2.72 Billion) and exports (approximately US\$ 3.00 Billion). It is expected to at CAGR of 8-10% till 2025. The Indian industry has two major advantages – relatively low manufacturing costs and the ability and expertise in efficient handling of toxic and hazardous products and processes. India has emerged as a large exporter of crop protection products. Availability of technically trained manpower, seasonal domestic demand and production capacities for generics, built to cater to overseas markets, are the other reasons for strong exports. India has been attracting multinationals due

to good domestic growth opportunities. Domestic segment has been witnessing a steady increase in market acceptance of new generation molecules.

The Indian agrochemicals market is driven by the country's rising population, which needs increased food production. The demand for food products is increasing, whereas the landmass available for farming is gradually decreasing due to increasing urbanisation. This is providing an impetus for the farmers to use efficient and safe agrochemicals to increase crop productivity and protect soil health. Increasing demand for more nutritious food and fruits and vegetables is giving rise to demand for better and different crop protection solutions.

As per a Government of India publication, the total area under cultivation in India in 2020-21 was 188.595 Million hectares, out of which 147.349 Million hectares was covered by chemical and bio-pesticides. However, a large part of the cultivated land area is un-irrigated and entirely monsoon dependent. Additionally, small land holdings and continued fragmentation of land holdings affect economies of scale, and come in the way of adoption of farm mechanisation and advanced cultivation techniques.

R&D for developing new molecules requires high investments in terms of capital, efforts and time. Active ingredients, that are scheduled to lose global patent protection in the next few years, offer good growth and expansion opportunity for the domestic industry.

New product launches, mergers and acquisitions, partnerships and collaborations and manufacturing expansion are the major strategies adopted by the leading industry players. They also focus on investment in innovations to increase market share. With new product launches, industry's growth is expected to continue in the coming years. Of late, there has been focus on 'Natural Farming' with a view to minimise the use of synthetic chemicals in farming. This, however, is unlikely to have significant impact on the agrochemicals industry in the near future.

Government has been taking several initiatives for boosting farm sector growth. Some of the ambitious steps taken by the Indian Government to revive the role of agriculture in the growth of the Indian economy, including increasing MSPs, launch of eNAM portal and direct benefit transfer via PM Kisan Samman Nidhi, have created a robust foundation to enhance farmers' income and encourage wider adoption of high quality agri-inputs. The Government has also taken steps in



MANAGEMENT DISCUSSION AND ANALYSIS (Contd.)

the areas of soil health and crop insurance. In the recent budget, large fund-allocation has been made for this sector. Decent MSP (minimum support price) for major agriculture produces also aims at improving farmers' economic conditions. All these augers well for farming sector and agri-input businesses.

Concerns relating to food security, public policy for maintaining buffer food-grain storage to alleviate food shortage and food inflation situations also boost agriculture. Supply of free ration to the 'sub-poverty-line' population, which began during Covid-19 pandemic period, has since been extended till 2023 and also calls for maintaining and increasing food-grain production.

Lately, the industry is moving towards safe and environment-friendly products, promoting sustainable agricultural practices.

The Company is one of the leading players which have a balanced portfolio of technical as well as formulation products along with backward integration for some molecules. The Company has strong portfolio of generics as well as specialty products and a strong marketing network and counts as a leading Indian crop protection company. The Company is one of the few entities who have both chemical and biological products in its portfolio. The Company also has plant and crop growth regulators and nutrients in its product basket.

The Company has presence in all the product segments - insecticides, weedicides, fungicides, fumigants and rodenticides, plant growth nutrition products, bio-rationals and plant growth regulators.

The Company is engaged in domestic marketing of proprietary products of its Japanese parent - Sumitomo Chemical Company Limited - in agrochemicals, animal nutrition and environment health business segments.

The Company continues to identify and introduce environment friendly products which support farm eco-systems, enhance yield and improve quality of farm produce, and at the same time maintain soil fertility in a sustainable manner. The Company undertakes extensive work at the grassroots level to showcase long-term benefits of these products and sustainable cultivation practices in order to encourage the farmers to adopt new concepts.

The Company is also into environment health and animal nutrition businesses - currently these are

comparatively small businesses. The Company's environment health business segment, catering to household insecticides players in the country, is expected to grow at over 10% in the coming years. The growth of household insecticides market is driven by increasing awareness about health and hygiene, growing incidences of insect-borne diseases like malaria and dengue, growing demand for professional pest control and 'Swachh Bharat' initiative of the Government of India. The animal nutrition business segment caters to the country's animal feed market, also has good growth potential.

2. RISKS, THREATS AND CONCERNS:

With increasing fragmentation of farmland holdings, there is a need to improve productivity of small and marginal farmers through education, training, skill development and technology. There is need to focus on crop diversification - the existing cropping pattern is skewed towards cultivation of sugarcane, paddy and wheat, which has led to depletion of fresh groundwater resources at an alarming rate in many parts of the country. Crop diversification will promote sustainable agriculture and higher income for the farmers. Cultivation of oilseeds, pulses and horticulture needs to be given priority by addressing the core issues of irrigation, investment, credit and markets. Minimum support price (MSP) for crops like wheat, rice, soybean and cotton distort cropping pattern. Farmers tend to play safe by cultivating these products and completely ignoring market demand for other produces including vegetables and pulses. While the Central Government and few state governments are systematically encouraging crop diversification, there is also a need for coordinated simultaneous action from the state governments to facilitate the shift to high value and low water-consuming crops, especially fruits and vegetables which are gaining market share. This will go a long way in realising the objective of doubling farmers' income in a sustainable manner.

Increasing cost of agri-inputs and farm labour and low awareness and adoption of technology pose crucial challenges to the Indian farmers, apart from inevitable seasonal threats, like pest attack, uncertain monsoon and unstable climatic conditions.

Inadequate irrigation facilities, slow technology transfer, complexity of agri-produce marketing and low spending power are the key challenges. Farmer continues to bear the entire risk in the marketing cycle of farm produce. High volatility in produce price, rising costs of production, and resource crunch affect his

MANAGEMENT DISCUSSION AND ANALYSIS (Contd.)

income. This also impacts his ability and willingness to adopt better agri-inputs, practices and technologies, creating a ripple effect on the industry as a whole. The risks and the problems faced by the farming community rub on the agrochemicals industry as well. While the union and state governments have launched several initiatives aimed at improving farmers' well-being, it will take time for the benefits to become visible at the ground level. Till then, the inherent problems of Indian farming – seasonal production glut, non-remunerative produce prices, slow adoption of advanced technology and practices and skewed benefits of policy framework will continue to adversely affect the industry's growth.

Global warming and climate change are leading to erratic rain patterns and extreme weather conditions, like abrupt escalation of temperatures, unseasonal rains, weather instability and other extreme weather conditions. These impact crop yields and quality in a big way and have ripple effect on the industry.

China, a major supplier of raw materials and intermediates to the industry, is also the largest producer of technical grade and formulated pesticides. It continues to pose potential threat to the industry with its opaque policies on production, pricing, exports, legislative, environment, in addition to forex moves. Indian industry's dependence on China for sourcing critical raw materials and intermediates is an area of concern. The 'Make in India' and 'Vocal for Local' initiatives of the Government of India are prompting and helping indigenous manufacturers to come forward and increase domestic production and also initiate process for setting up facilities for producing these raw materials and intermediates in India. The Government is yet to extend 'Production Linked Incentive (PLI)' scheme to the pesticides industry, though there is strong case for the same.

Counterfeit, spurious, fake and illegally imported pesticides, sold cheap in domestic market, pose a major threat for the industry. Several fake pesticide products enter market, masquerading biological/organic solutions. They account for a significant market value and harm not only the domestic industry but also cause immense crop losses to farmers. Government of India has recently notified requirement for printing 'QR Codes' on pesticides packages. In the long-run, QR Codes can be expected to mitigate this threat to a significant extent. The 'Pesticides Management Bill' conceived in March 2021 to replace existing law for insecticides industry continues to await legislative approval. The Bill seeks to regulate

manufacture, trade and use of pesticides, with the objective of ensuring availability of safe pesticides and minimise the risk to humans, animals and environment.

Continued emphasis on organic/natural farming in Government policies and by a section of policy influencers is a cause of concern. Organically produced food and crops do have a niche high-priced market. It can, however, not cater to the demand of the masses that need reasonably priced food in larger quantities. India used to produce about 51 Million tons of food in 1950 on about 131 Million hectare land – largely through organic farming. Presently, it produces over six times as much food using more or less same landmass – thanks to seed technology, improved irrigation, chemical fertilisers, pesticides and progressive farm practices and technology. One cannot feed massively increased population through organic farming. Sri Lanka's recent experiment with chemical-free agriculture is a lesson for all.

Regulatory risk remains high for this industry. Product registration process is complex, expensive and time-consuming. This, however, also shields against potential competition and acts as entry-barrier for new players. Regulatory over-enthusiasm, at times prompted by vested interests, is capable of destabilising the industry.

The Government move on Glyphosate use is a case in point. The Central Government's notification issued in 2022, mandating use of Glyphosate only through registered pest control operators, is a looming threat for the industry. Glyphosate, a broad spectrum weedicide, is being safely used by farmers for decades. Glyphosate is an important product for the Company. The industry has filed appeals against this Government move before the Hon'ble Delhi High Court and its implementation is kept in abeyance for the time being. However, even if the Notification is implemented, it will have an impact only on domestic use - it will not impact export of Glyphosate.

Government move to phase out/restrict use of several old generic pesticides is likely to deprive marginal farmers of the cost-effective crop protection products. As per an industry source, these products also account for a large share in the country's export of pesticides and will hit export significantly. Fortunately, though the Company deals in these products, their value is insignificant.

Over the years, genetically modified (GM) crops have gained popularity across the world. The Indian regulators have restricted these crops in India



MANAGEMENT DISCUSSION AND ANALYSIS (Contd.)

citing need for additional review and studies on the suitability of these varieties in the Indian context. However, on the whole, GM crops present challenge and threat to the industry in the long-run.

Production of pesticides involves handling and processing hazardous raw materials and intermediates and employing complex and hazardous manufacturing processes and give rise to attendant risks. Manufacturing process, if not handled properly, can lead to release of pollutants in air and water and needs to be managed responsibly. Automation of manufacturing processes is one solution for the problem. Most pesticides are toxic in nature and their inappropriate, excessive and injudicious use can contaminate air, water and soil; and can affect human and animal health. They need to be handled appropriately and judiciously, and by using proper personal protection gears and following proper processes and procedures. Users of pesticides need to be trained and educated on this.

The industry is working-capital intensive in nature. The Indian industry has large imports as well as exports. Drastic movement in foreign exchange market affects the business dynamics of the industry and need to be managed efficiently.

3. OPPORTUNITIES AND INDUSTRY OUTLOOK:

Agriculture and the allied sectors continue to remain central to the Indian economy, owing to its share in the country's GDP and more importantly, because it is a source of livelihood for almost 50% of the country's workforce. In the recent years, despite the challenges of Covid-19, agriculture sector grew and the farm production gained new highs. The agrochemicals industry continues to meet growing farming needs.

India's agriculture productivity is way below the global standards and needs big ramp-up. With increasing phenomena of urbanisation and industrialisation, arable land availability has been reducing over the years. This is encouraging farmers to use more pesticides in order to improve crop yields.

India is uniquely placed in terms of proportion of area under agriculture to overall geographical area. Almost half of its geographical area is under cultivation unlike 10-25% in case of most other countries. If its agriculture productivity levels are lifted, it can become major food supplier to the world – against its current share of 2-2.5% in agri-exports.

Indian farmer loses around 20-25% of the production to pests and diseases. The 37th Standing Committee of the Ministry of Chemicals and Fertilisers estimated that every year, Indian farmers lose nearly ₹ 900 Billion to pests and diseases. This is where pesticides play a vital role in a farmer's life.

As per the available FAO data, consumption of agrochemicals in India is very low (0.6 kg/ha) as compared to agriculturally advanced countries like China (13.1 kg/ha), Japan (11.8 kg/ha), Brazil (6kg/ha) and the USA (2.5 kg/ha). This points to enormous growth opportunities available to the industry in the domestic farming.

With rising income levels, Indian spends on fruits and vegetables are increasing. Consumer is willing to pay for high dietary and nutrition products. The value of horticulture production in the country now exceeds the value of cereals produced. More demand for better quality and nutritious food has opened opportunity for different category of products like fungicides, plant growth promoters/regulators and nutrients. These product segments are witnessing steady rise. These are high priced and more profitable in comparison to traditional crop protection products, like insecticides.

The 'China + one' procurement model has been a key tailwind for the Indian industry as several large overseas customers are diversifying their supplier base. This is expected to lead to exports growing at about 15% in the near future. The share of exports in overall domestic industry's revenue is expected to rise further. Introduction of 'Production-linked Incentive (PLI)' scheme for the industry can further promote exports. In the export market, demand remains robust, given the need for food security. Russia-Ukraine conflict, raging more than 15 months, has accentuated focus on food security because both Russia and Ukraine have traditionally been major wheat suppliers globally. Given the cost advantage, the domestic agrochemicals industry has good opportunity to gain considerable share in global markets and more so as the customers are looking to diversify their supplies away from China. The industry is also trying to engage in backward integration for manufacturing technical grade products as it would like to shift its reliance away from China and become self-sufficient in the coming years.

Drone technology for application of agrochemicals for precise dosage of chemicals on crops opens up new opportunity for the crop protection industry. This can optimise consumption, reduce cost for farmers and address human health and safety challenges. Digital technology is also coming to the industry's help - it is increasingly being put to use for marketing, product demonstration and training & education of farmers in product use.

Outlook for the Indian crop protection industry continues to remain positive. Year-on-year

MANAGEMENT DISCUSSION AND ANALYSIS (Contd.)

performance may fluctuate depending upon rainfall and other weather conditions, both within the country and globally. The agrochemicals sector is likely to continue with double-digit growth in revenue due to strong exports, even if the domestic demand suffers owing to unfavourable monsoon and climatic conditions.

The Company has built strong presence in fruit and vegetable segments. It has established brands for enhancing quality and quantity of grapes and mango crops. Recently, it introduced the parent's global brand for apple which is well-received by the farmers. Several of the Company's products are being increasingly used by farmers for millets farming.

The Company has lined up plans for launch of several new products for domestic as well as export markets.

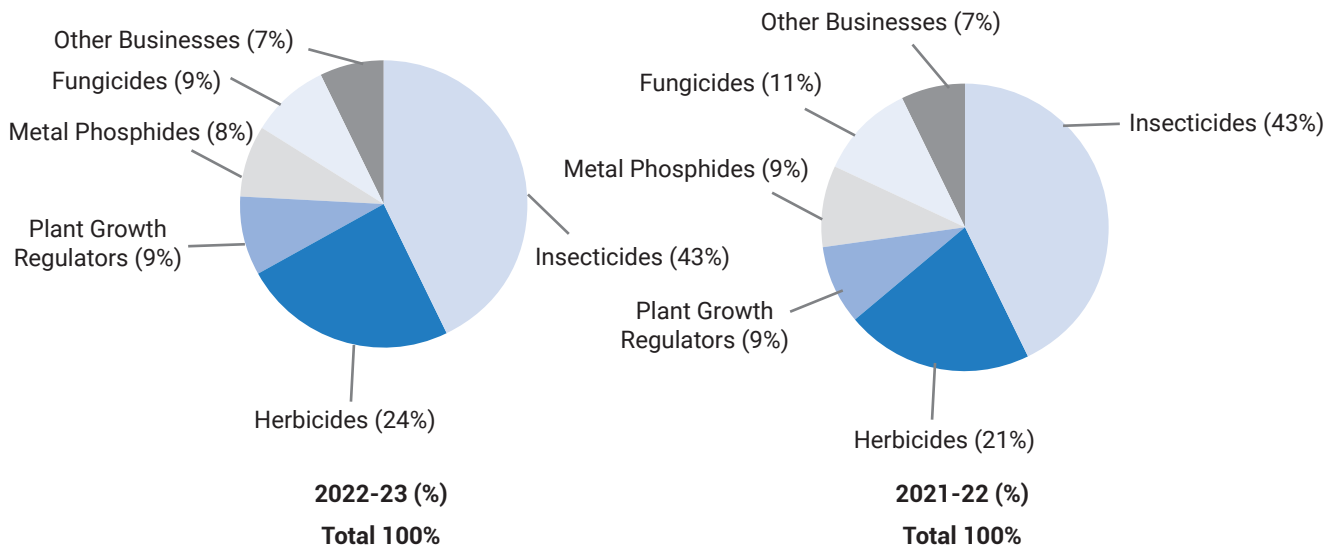
It has chalked out robust capex plan for capacity expansion and new launches in the coming years. The Company has advantage of its parentage – with its Japanese parent having several new and proprietary products which the Company can look forward to launch in the coming years. The parent company has strong presence in major markets like central and south Americas and Europe. The Company has been leveraging this strength to increase its exports.

4. SEGMENT-WISE PERFORMANCE:

The Company's domestic sales increased from ₹ 23,654.30 Million in 2021-22 to ₹ 26,068.92 Million in 2022-23. Exports increased from ₹ 6,659.72 Million in 2021-22 to ₹ 8,663.65 Million in 2022-23.

The Company continues to focus on promoting the branded business in order to increase the customer interface.

Two year pie charts for sales break up:



MANAGEMENT DISCUSSION AND ANALYSIS (Contd.)

5. INTERNAL CONTROL SYSTEMS AND THEIR ADEQUACY:

The Company has proper and adequate system of internal audit and controls which ensure that all the assets are safeguarded against loss from unauthorised use or disposition and that all transactions are authorised, recorded and reported correctly.

The Company continuously strives to improve upon/evolve and implement best practices with a view to strengthen the internal control systems.

The Company has assigned internal audit function to a leading firm of Chartered Accountants. Regular internal audit and checks are carried out to ensure that the responsibilities are discharged effectively. All major findings and suggestions arising out of internal audit are reported and reviewed by the Audit Committee. The Management ensures implementation of these suggestions and reviews them periodically.

6. FINANCIAL PERFORMANCE & ANALYSIS AND MAJOR CHANGES IN RATIOS:

The sales for the year under review increased to ₹ 34,732.57 Million as compared to ₹ 30,314.02 Million in the previous year. The profit before tax for the year under review is ₹ 6,554.04 Million as compared to ₹ 5,858.20 Million in the previous year. The profit after tax is ₹ 5,034.37 Million in the current year as against ₹ 4,337.33 million in the previous year.

The Return on net worth decreased from 25.13% in 2021-22 to 23.39% in 2022-23 – because of the increased 'net-worth base', owing to ploughing back of profits.

7. HUMAN RESOURCE DEVELOPMENT/INDUSTRIAL RELATIONS:

The Company has established a robust Human Resources ('HR') system that nurtures a high performing, conducive and inclusive work culture. It emphasises on the freedom to express views, competitive pay structure, performance-based reward system and growth opportunities.

The Company has well-documented and disseminated employee-friendly policies to enhance transparency, create a sense of teamwork and trust among employees and align employee interests with the organisational strategic goals. These policies assist in ensuring a holistic workplace environment and play a key role in right talent on-boarding, talent retention and development.

As part of the Sumitomo Group, the Company has developed well-designed and documented policies

such as Whistleblower Policy, Policy for Prevention of Sexual Harassment, Policy for Equal Opportunities, Anti-Bribery Policy and Code of Conduct. The Company ensures equal access to opportunities in the areas of recruitment, learning & development, career progression and advancement, regardless of gender, age, racial, ethnic and religious background or social status.

The Company nurtures skills and competencies of employees to drive shared organisational objectives. The skill development practices help to strengthen capabilities of human capital that contributes to growth. We have a truly diverse team that brings with it varied expertise, experiences and perspectives, enriching the organisation. Diversity of thought, experience and background is encouraged at every level. Employees are systematically groomed to take on additional responsibilities through on-the-job mentoring, learning and development interventions and exposure to diverse role opportunities. Efforts are made to create an environment where a diverse workforce can be retained and more women leaders can emerge. The Company encourages active, open communication and dialogue with employees. The Company understands importance of collective bargaining in avoiding industrial disputes and maintaining industrial peace. The Company has a well-established process of collective bargaining in place for entering into productivity and wage settlements with employee unions at defined intervals.

Employee strength of the Company stood at 1,642 as on 31 March 2023.

8. CAUTIONARY STATEMENT:

Statements in this report on Management Discussion and Analysis relating to the Company's objectives, projections, estimates, expectations or prediction may be forward-looking within the meaning of applicable securities laws and regulations. These statements are based on certain assumptions and expectations of future events. Actual results might differ materially from those expressed or implied depending upon factors such as climatic conditions, global and domestic demand-supply conditions, raw materials cost, availability and prices of finished goods, foreign exchange market movements, changes in Government regulations, tax structure, economic and political developments within India and the countries where the Company conducts its business and other factors such as litigation and industrial relations.

The Company assumes no responsibility in respect of forward-looking statements herein which may undergo changes in future on the basis of subsequent developments, information or events.

NOTICE

NOTICE is hereby given that the TWENTY-THIRD ANNUAL GENERAL MEETING of the Members of SUMITOMO CHEMICAL INDIA LIMITED will be held through Video Conferencing (“VC”) / Other Audio- Visual Means (“OAVM”) on **Friday, the 28 July 2023 at 2.30 p.m.** to transact the following business:

ORDINARY BUSINESS:

1. To receive, consider and adopt the audited financial statements of the Company for the financial year ended 31 March 2023 together with the Reports of the Board of Directors and Auditors thereon.
2. To declare a dividend on equity shares.
3. To appoint a director in place of **Mr Masanori Uzawa** (DIN: 08782828), who retires by rotation and, being eligible, offers himself for re-appointment.

SPECIAL BUSINESS:

4. To appoint **Dr Suresh Ramachandran** as Whole-time Director and in this regard to consider, and if thought fit, to pass the following resolution as a **Special Resolution**:
“RESOLVED THAT, pursuant to the provisions of Sections 196, 197 and 203 read with Schedule V and all other applicable provisions of the Companies Act, 2013 (“Act”) and the Rules made thereunder [including any statutory modification(s) or re-enactment(s) thereof for the time being in force] and pursuant to the resolution passed by the Board of Directors of the Company (“Board”) and subject to all such consents, sanctions, approvals and permissions as may be required and further subject to such conditions and modifications as may be imposed or prescribed by any authority while granting such consents, sanctions, approvals and permissions, and as are agreed to by the Board, which term shall, unless repugnant to the context or meaning thereof, be deemed to include any committee thereof and any person authorised by the Board in this behalf, the members hereby accord their approval to appoint Dr Suresh Ramachandran (DIN: 03110244), as Whole-time Director of the Company for a period of 5 (five) years with effect from 01 June 2023 on the terms and conditions including as to remuneration as set out in the Contract for Appointment of Whole-time Director (“Contract”) to be executed between the Company and Dr Suresh Ramachandran, a draft whereof is duly initialled for the purpose of identification, and which Contract is hereby specifically sanctioned and approved, with liberty to the Board to alter and vary the terms and conditions of the compensation, but so as not to exceed the aggregate compensation set out in the Contract.

RESOLVED FURTHER THAT, Dr Suresh Ramachandran shall retire by rotation in accordance with the provisions of Section 152 of the Act.

RESOLVED FURTHER THAT, the Board be and is hereby authorised to do all such acts and take all such steps, as it may, in its absolute discretion, deem necessary,

proper, expedient or desirable for the purpose of giving effect to this resolution, and to settle any questions, difficulties and/or doubts that may arise in this regard in order to implement and give effect to this resolution.”

5. To reappoint **Mr Chetan Shah** as Managing Director and in this regard to consider, and if thought fit, to pass the following resolution as a **Special Resolution**:

“RESOLVED THAT, pursuant to the provisions of Sections 196, 197 and 203 read with Schedule V and all other applicable provisions of the Companies Act, 2013 (“the Act”) and the Rules made thereunder [including any statutory modification(s) or re-enactment(s) thereof for the time being in force] and pursuant to the resolution passed by the Board of Directors of the Company (“Board”) and subject to all such consents, sanctions, approvals and permissions as may be required and further subject to such conditions and modifications as may be imposed or prescribed by any authority while granting such consents, sanctions, approvals and permissions, and as are agreed to by the Board, which term shall, unless repugnant to the context or meaning thereof, be deemed to include any committee thereof and any person authorised by the Board in this behalf, the members hereby accord their approval to reappoint Mr Chetan Shah (DIN: 00488127) as Managing Director of the Company for a period of 3 (three) years with effect from 01 September 2023 on the terms and conditions including as to remuneration as set out in the Contract for Reappointment of Managing Director (“Contract”) to be executed between the Company and Mr Chetan Shah, a draft whereof is duly initialled for the purpose of identification, and which Contract is hereby specifically sanctioned and approved, with liberty to the Board to alter and vary the terms and conditions of the compensation, but so as not to exceed the aggregate compensation set out in the Contract.

RESOLVED FURTHER THAT, pursuant to the provisions of Section 196 (3) read with Schedule V and all other applicable provisions of the Act and the Rules made thereunder [including any statutory modification(s) or re-enactment(s) thereof for the time being in force] consent of members be and is hereby accorded to Mr Chetan Shah to continue to hold office of Managing Director of the Company till completion of his term ending on 31 August 2026 notwithstanding that Mr Chetan Shah would have attained 70 (seventy) years of age before the end of his term.

RESOLVED FURTHER THAT, the Board be and is hereby authorised to do all such acts and take all such steps, as it may, in its absolute discretion, deem necessary, proper, expedient or desirable for the purpose of giving effect to this resolution, and to settle any questions, difficulties and/or doubts that may arise in this regard in order to implement and give effect to this resolution.”

6. To reappoint **Mr Sushil Marfatia** as Executive Director and in this regard to consider, and if thought fit, to pass the following resolution as a **Special Resolution**:

“RESOLVED THAT, pursuant to the provisions of Sections 196, 197 and 203 read with Schedule V and all other applicable provisions of the Companies Act, 2013 (**“the Act”**) and the Rules made thereunder [including any statutory modification(s) or re-enactment(s) thereof for the time being in force] and pursuant to the resolution passed by the Board of Directors of the Company (**“Board”**) and subject to all such consents, sanctions, approvals and permissions as may be required and further subject to such conditions and modifications as may be imposed or prescribed by any authority while granting such consents, sanctions, approvals and permissions, and as are agreed to by the Board, which term shall, unless repugnant to the context or meaning thereof, be deemed to include any committee thereof and any person authorised by the Board in this behalf, the members hereby accord their approval to reappoint Mr Sushil Marfatia (DIN: 07618601), who has attained the age of 70 (seventy) years, as Executive Director of the Company for a period of 3 (three) years with effect from 01 September 2023 on the terms and conditions including as to remuneration as set out in the Contract for Reappointment of Executive Director (**“Contract”**) to be executed between the Company and Mr Sushil Marfatia, a draft whereof is duly initialled for the purpose of identification, and which Contract is hereby specifically sanctioned and approved, with liberty to the Board to alter and vary the terms and conditions of the compensation, but so as not to exceed the aggregate compensation set out in the Contract.

RESOLVED FURTHER THAT, the Board be and is hereby authorised to do all such acts and take all such steps, as it may, in its absolute discretion, deem necessary, proper, expedient or desirable for the purpose of giving effect to this resolution, and to settle any questions, difficulties and/or doubts that may arise in this regard in order to implement and give effect to this resolution.”

7. To approve **transactions** entered into / proposed to be entered into with **Sumitomo Chemical Company, Limited**, a related party, during the Financial Year 2023-24 and in this regard to consider, and if thought fit, to pass the following resolution as an **Ordinary Resolution**:

“RESOLVED THAT, approval of the members of the Company be and is hereby accorded pursuant to the provisions of Regulation 23 of the SEBI (Listing Obligations and Disclosure Requirements) Regulations, 2015, to all the material related party transactions entered into / proposed to be entered into (**“the transactions”**) and material modifications, if any, thereto between the Company and Sumitomo Chemical Company, Limited, Japan, the Holding Company and a

related party of the Company, during the financial year 2023-24, including for purchase, sale and supply of goods (including raw materials, intermediates, finished products, capital goods and other items), for providing and availing services and other transactions in the ordinary course of business and on arm’s length basis, provided that the total amount of the transactions shall not exceed ₹ 9,500 Million (Rupees nine thousand five hundred Million) plus applicable taxes and duties.

RESOLVED FURTHER THAT, the Board be and is hereby authorised to do all such acts, deeds, matters and things and to take all such steps, as it may, in its absolute discretion, deem necessary, proper, expedient or desirable for the purpose of giving effect to this resolution, and to settle any questions, difficulties and/or doubts that may arise in this regard in order to implement and give effect to this resolution.”

8. To ratify the remuneration of the **Cost Auditors** and in this regard to consider, and if thought fit, to pass the following resolution as an **Ordinary Resolution**:

“RESOLVED THAT, pursuant to the provisions of Section 148 and all other applicable provisions of the Companies Act, 2013 and the Companies (Audit and Auditors) Rules, 2014 [including any statutory modification(s) or re-enactment(s) thereof, for the time being in force], the remuneration of ₹ 550,000 (Rupees five hundred fifty thousand only) plus applicable taxes and duties and reimbursement of actual out-of-pocket expenses fixed by the Board of Directors of the Company (**“Board”**) payable to M/s GMVP & Associates LLP, Cost Accountants (Registration Number: 000910), in respect of the cost audit for the financial year 2023-24, be and is hereby approved and ratified.

RESOLVED FURTHER THAT, the Board be and is hereby authorised to do all such acts and take all such steps as may be necessary, proper or expedient to give effect to this resolution.”

By Order of the Board of Directors
For **Sumitomo Chemical India Limited**

DEEPIKA TRIVEDI
Company Secretary

Registered Office:

Building No.1, Ground Floor, Shant
Manor Co-op. Housing Society
Limited

Chakravarti Ashok ‘X’ Road,
Kandivli (East),
Mumbai – 400 101.

Mumbai, 18 May 2023

NOTES:

1. The Ministry of Corporate Affairs ("**MCA**") has, vide its General Circular No. 14/2020 dated 08 April 2020, General Circular No. 17/2020 dated 13 April 2020, General Circular No. 20/2020 dated 05 May 2020, General Circular No. 02/2021 dated 13 January 2021, General Circular No. 19/2021 dated 08 December 2021, General Circular No. 21/2021 dated 14 December 2021, General Circular No. 2/2022 dated 05 May 2022 and Circular No. 10/2022 dated 28 December 2022 (hereinafter collectively referred to as "**MCA Circulars**"), permitted holding of annual general meetings through VC or OAVM without the physical presence of members at a common venue. In compliance with these MCA Circulars and the relevant provisions of the Companies Act, 2013 and the SEBI (Listing Obligations and Disclosure Requirements) Regulations, 2015, the annual general meeting of the members of the Company is being held through VC/OAVM. The proceedings of the AGM will be deemed to be conducted at the Registered Office of the Company which shall be the deemed venue of the AGM.
 2. Pursuant to the provisions of the Companies Act, 2013, a member entitled to attend and vote at the annual general meeting is entitled to appoint a proxy to attend and vote on his/her behalf and the proxy need not be a member of the Company. Since this annual general meeting is being held pursuant to the **MCA Circulars** through VC/OAVM, physical attendance of members has been dispensed with. Accordingly, the facility for appointment of proxies by the members will not be available for the annual general meeting and hence the Proxy Form and Attendance Slip are not annexed to the Notice.
 3. Institutional/Corporate Shareholders (i.e. other than individuals/HUF, NRI, etc.) are required to send a scanned copy (PDF/JPEG Format) of their Board Resolution or governing body Resolution/Authorisation etc., authorising their representative to attend the annual general meeting through VC/OAVM on their behalf and to vote through remote e-voting. The said Resolution/Authorisation shall be sent to the Scrutiniser by email through their registered email address to scrutinizer@sarafandassociates.com with copies marked to the Company at investorrelations@sumichem.co.in and to its RTA at instameet@linkintime.co.in
 4. The Register of Directors and Key Managerial Personnel and their shareholding, maintained under Section 170 of the Companies Act, 2013 and the Register of Contracts or Arrangements in which the Directors are interested, maintained under Section 189 of the Companies Act, 2013, will be available on the Company's website for inspection by members during the annual general meeting. All documents referred to in the Notice will also be available on the Company's website for inspection by members from the date of circulation of the Notice up to the date of the annual general meeting.
 5. **Registration of email ID and Bank Account details:**

In case the shareholder's email ID is already registered with the Company/its Registrar & Share Transfer Agents ("RTA") / Depositories, log in details for e-voting are being sent to the registered email address.

In case the shareholder has not registered his/her/its email address with the Company/ M/s Link Intime India Private Limited – the Company's RTA/Depositories and / or not updated the Bank Account mandate for receipt of dividend; the following instructions should be followed:

 - (i) Kindly log in to the website of the RTA, www.linkintime.co.in under Investor Services > Email/Bank detail Registration - fill in the details and upload the required documents and submit.

OR

In the case of Shares held in Demat mode:

 - (ii) The shareholder may contact the Depository Participant ("DP") and register the email address and bank account details in the demat account as per the process followed and advised by the DP.
 6. In compliance with the aforementioned MCA Circulars and Circular No. SEBI/HO/CFD/CMD1/CIR/P/2020/79 dated 12 May 2020, Circular No. SEBI/HO/CFD/CMD2/CIR/P/2021/11 dated 15 January 2021, Circular No. SEBI/HO/CFD/CMD2/CIR/P/2022/62 dated 13 May 2022 and Circular No. SEBI/HO/CFD/PoD-2/P/CIR/2023/4 dated 05 January 2023 issued by Securities and Exchange Board of India ("**SEBI**"), the Notice of the annual general meeting along with the Annual Report for the financial year 2022-23 is being sent only by electronic mode to those members whose email addresses are registered with the Company/Depositories unless any member has requested for a hard copy of the same. Members may note that the Notice of annual general meeting and Annual Report for the financial year 2022-23 will also be available on the Company's website <http://www.sumichem.co.in> and the websites of the Stock Exchanges i.e. National Stock Exchange of India Limited and BSE Limited.
- Members can attend and participate in the annual general meeting through VC/OAVM facility only.
7. Members attending the meeting through VC/OAVM shall be counted for the purpose of reckoning the quorum under Section 103 of the Companies Act, 2013.

8. A Statement pursuant to Section 102 of the Companies Act, 2013, setting out details relating to the businesses under Items No. 4 to 8 is annexed hereto.

9. The Company has fixed **Friday, the 21 July 2023** as the '**Record Date**' for determining members entitled to receive dividend for the financial year 2022-23. Payment of dividend is subject to approval by the members in the annual general meeting.

10. Payment of Dividend:

Payment of dividend as recommended by the Board of Directors, if declared at the meeting, will be made on or after **Tuesday, the 01 August 2023** to the Members whose names stand on the Company's Register of Members and to the Beneficial Owner(s) as per the Beneficiary List provided by the National Securities and Depository Limited and Central Depository Services (India) Limited at the close of business hours on **Friday, the 21 July 2023 (Record Date)**.

11. Payment of Dividend is subject to deduction of income-tax at source in accordance with the provisions of Income Tax Act, 1961 and rules made thereunder.

The members are requested to update their PAN details with the Company's Registrars & Transfer Agents (in case of shares held in physical mode) and depository participants (in case of shares held in demat mode).

No tax will be deducted on dividend payable to a resident individual shareholder if the amount of dividend received during a particular financial year does not exceed ₹ 5,000. In case PAN is not registered, tax will be deducted at a higher rate of 20%.

A resident individual shareholder with PAN can submit declaration in Form 15G / 15H to avail the benefit of non-deduction of income tax at source to the Company's R&T Agents latest by **Tuesday, the 18 July 2023 (up to 6.00 PM)** through their url as under: <https://linkintime.co.in/formsreg/submission-of-form-15g-15h.html>

As per the provisions of the Income tax Act, 1961, a non-resident shareholder may have an option to be governed by the provisions of the Double Tax Avoidance Treaty (DTAA) between India and the country of tax residence of the shareholder, if such DTAA provisions are more beneficial to him / her / it. The non-resident shareholder can avail beneficial rate(s) by furnishing necessary documents i.e. No

Permanent Establishment and Beneficial Ownership Declaration, Tax Residency Certificate, Form 10F, any other document which may be required to avail the DTAA benefits by updating details at the above url not later than **Tuesday, the 18 July 2023 (up to 6.00 PM)** in order to enable the Company to determine and deduct appropriate TDS / Withholding Tax.

On the said link, the user shall be prompted to select / share the following information to register their request.

1. Select the Company (Dropdown)
2. Folio / DP-Client ID
3. PAN
4. Financial year (Dropdown)
5. Form selection
6. Document attachment – 1 (PAN)
7. Document attachment – 2 (Forms)
8. Document attachment – 3 (Any other supporting document)

Please note that incomplete and/or unsigned forms and declarations will not be considered by the Company. All communications/ queries in this respect should be addressed to the RTA, M/s Link Intime India Private Limited to its email address: Sumitomodivtax@linkintime.co.in

12. Payment of dividend will be made through National Electronic Clearing Service (NECS) at the RBI Centers by crediting the dividend amount to the Bank Accounts of the shareholders wherever relevant information is made available to the Company. Members holding shares in physical form and covered under the RBI Centers who have not furnished the requisite information should furnish the information to M/s Link Intime India Private Limited, the Registrars and Transfer Agents (RTA). Members holding shares in electronic form should furnish the information to their Depository Participants (DPs) in order to receive dividend through the NECS mechanism.

13. Members holding shares in electronic form are requested to notify change in their addresses to their DPs. Members holding shares in physical form are requested to notify change in their addresses to the RTA.

14. The amounts of dividend remaining unclaimed for a period of 7 (seven) years are to be transferred to the Investor Education and Protection Fund.

Details of dividend declared by the Company and remaining unclaimed are given below:

Date of Declaration	Dividend for the year	Dividend ₹ per Share	Due date for transfer to the Investor Education and Protection Fund
16 October 2018	2018-19 (interim)	1.87	22 November 2025
01 August 2019	2018-19 (interim)	0.22	07 September 2026
27 December 2019	2018-19 (Final)	0.20	02 February 2027
10 September 2020	2019-20	0.55	17 October 2027
30 July 2021	2020-21	0.80	05 September 2028
29 July 2022	2021-22	1.00	04 September 2029

Details of dividend declared by Excel Crop Care Limited (which amalgamated with the Company) and remaining unclaimed for the year 2015-16 onwards are given below:

Date of Declaration	Dividend for the year	Dividend ₹ per Share	Due date for transfer to the Investor Education and Protection Fund
28 July 2016	2015-16	12.50	03 September 2023
07 July 2016	2016-17 (Interim)	11.50	13 August 2023
02 August 2018	2017-18	8.75	08 September 2025
29 May 2019	2018-19 (Interim)	6.25	05 July 2026

Members who have not encashed their dividend warrants for the above years are requested to write to the RTA for claiming the dividend.

15. Pursuant to the provisions of Section 124 of the Companies Act, 2013 and the rules made thereunder, the shares, in respect of which dividend has not been paid or claimed for 7 (seven) consecutive years or more, are liable to be transferred to Investor Education and Protection Fund.
16. Since the annual general meeting is to be held through VC / OAVM, the route map for the venue of the meeting is not provided.
17. Remote e voting through electronic means:
Pursuant to the provisions of Section 108 of the Companies Act, 2013 read with Rule 20 of the Companies (Management and Administration) Rules,

2014 (as amended) and Regulation 44 of SEBI (Listing Obligations and Disclosure Requirements) Regulations, 2015 (as amended), and the MCA Circulars, the Company is providing facility of remote e-voting to its members in respect of the business to be transacted at the annual general meeting. The instructions for e-voting are given below.

Pursuant to SEBI circular dated 09 December 2020 on e-Voting facility provided by Listed Companies, Individual shareholders holding securities in demat mode can vote through their demat account maintained with Depositories and Depository Participants.

Shareholders are advised to update their mobile number and email Id in their demat accounts to access e-Voting facility.

Login method for Individual shareholders holding securities in demat mode/ physical mode is given below:

Type of shareholders	Login Method
Individual Shareholders holding securities in demat mode with NSDL	<ul style="list-style-type: none"> If you are already registered for NSDL IDeAS facility, please visit the e-Services website of NSDL. Open web browser by typing the following URL: https://eservices.nsdl.com either on a Personal Computer or on a mobile. Once the home page of e-Services is launched, click on the "Beneficial Owner" icon under "Login" which is available under 'IDeAS' section. A new screen will open. You will have to enter your User ID and Password. After successful authentication, you will be able to see e-Voting services. Click on "Access to e-Voting" under e-Voting services and you will be able to see e-Voting page. Click on company name or e-Voting service provider name and you will be re-directed to e-Voting service provider website for casting your vote during the remote e-Voting period or joining virtual meeting & voting during the meeting. If the user is not registered for IDeAS e-Services, option to register is available at https://eservices.nsdl.com. Select "Register Online for IDeAS Portal or click at https://eservices.nsdl.com/SecureWeb/IdeasDirectReg.jsp Visit the e-Voting website of NSDL. Open web browser by typing the following URL: https://www.evoting.nsdl.com/ either on a Personal Computer or on a mobile. Once the home page of e-Voting system is launched, click on the icon "Login" which is available under 'Shareholder/Member' section. A new screen will open. You will have to enter your User ID (i.e. your sixteen digit demat account number held with NSDL), Password/OTP and a Verification Code as shown on the screen. After successful authentication, you will be redirected to NSDL Depository site wherein you can see e-Voting page. Click on company name or e-Voting service provider name and you will be redirected to e-Voting service provider website for casting your vote during the remote e-Voting period or joining virtual meeting & voting during the meeting.
Individual Shareholders holding securities in demat mode with CDSL	<ul style="list-style-type: none"> Existing user of who have opted for Easi / Easiest, they can login through their user id and password. Option will be made available to reach e-Voting page without any further authentication. The URL for users to login to Easi / Easiest are https://web.cdslindia.com/myeasi/home/login or www.cdslindia.com and click on New System Myeasi. After successful login of Easi / Easiest the user will be also able to see the E Voting Menu. The Menu will have links of e-Voting service provider i.e. NSDL, KARVY, LINK INTIME, CDSL. Click on e-Voting service provider name to cast your vote. If the user is not registered for Easi/Easiest, option to register is available at https://web.cdslindia.com/myeasi./Registration/EasiRegistration Alternatively, the user can directly access e-Voting page by providing demat Account Number and PAN No. from a link in www.cdslindia.com home page. The system will authenticate the user by sending OTP on registered Mobile & Email as recorded in the demat Account. After successful authentication, user will be provided links for the respective ESP where the E Voting is in progress.
Individual Shareholders (holding securities in demat mode) & login through their depository participants	<ul style="list-style-type: none"> You can also login using the login credentials of your demat account through your Depository Participant registered with NSDL/CDSL for e-Voting facility. Once login, you will be able to see e-Voting option. Once you click on e-Voting option, you will be redirected to NSDL/CDSL Depository site after successful authentication, wherein you can see e-Voting feature. Click on company name or e-Voting service provider name and you will be redirected to e-Voting service provider website for casting your vote during the remote e-Voting period or joining virtual meeting & voting during the meeting.

Type of shareholders	Login Method
Individual Shareholders holding securities in Physical mode & evoting service Provider is LINKINTIME.	<p>1 Open the internet browser and launch the URL: https://instavote.linkintime.co.in</p> <p>▶ Click on "Sign Up" under 'SHARE HOLDER' tab and register with your following details: -</p> <p>A. User ID: Shareholders/ members holding shares in physical form shall provide Event No + Folio Number registered with the Company.</p> <p>B. PAN: Enter your 10-digit Permanent Account Number (PAN) (Members who have not updated their PAN with the Depository Participant (DP)/ Company shall use the sequence number provided to you, if applicable).</p> <p>C. DOB/DOI: Enter the Date of Birth (DOB) / Date of Incorporation (DOI) (As recorded with your DP / Company - in DD/MM/YYYY format)</p> <p>D. Bank Account Number: Enter your Bank Account Number (last four digits), as recorded with your DP/Company.</p> <ul style="list-style-type: none"> Shareholders/ members holding shares in physical form but have not recorded 'C' and 'D', shall provide their Folio number in 'D' above <p>▶ Set the password of your choice (The password should contain minimum 8 characters, at least one special Character (@!#\$%&*), at least one numeral, at least one alphabet and at least one capital letter).</p> <ol style="list-style-type: none"> Click "confirm" (Your password is now generated). Click on 'Login' under 'SHARE HOLDER' tab. Enter your User ID, Password and Image Verification (CAPTCHA) Code and click on 'Submit'. After successful login, you will be able to see the notification for e-voting. Select 'View' icon. E-voting page will appear. Refer the Resolution description and cast your vote by selecting your desired option 'Favour / Against' (If you wish to view the entire Resolution details, click on the 'View Resolution' file link). After selecting the desired option i.e. Favour / Against, click on 'Submit'. A confirmation box will be displayed. If you wish to confirm your vote, click on 'Yes', else to change your vote, click on 'No' and accordingly modify your vote.

Institutional shareholders:

Institutional shareholders (i.e. other than Individuals, HUF, NRI etc.) and Custodians are required to log on the e-voting system of LIPL at <https://instavote.linkintime.co.in> and register themselves as **'Custodian / Mutual Fund / Corporate Body'**. They are also required to upload a scanned certified true copy of the board resolution /authority letter/power of attorney etc. together with attested specimen signature of the duly authorised representative(s) in PDF format in the **'Custodian / Mutual Fund / Corporate Body'** login for the Scrutiniser to verify the same.

Individual Shareholders holding securities in Physical mode & evoting service provider is LINKINTIME, have forgotten the password:

- o Click on **'Login'** under **'SHARE HOLDER'** tab and further Click **'forgot password?'**
- o Enter **User ID**, select **Mode** and Enter Image Verification (CAPTCHA) Code and Click on **'Submit'**.

- In case shareholder/ member is having valid email address, Password will be sent to his / her registered e-mail address.
- Shareholder/ member can set the password of his/her choice by providing the information about the particulars of the Security Question and Answer, PAN, DOB/DOI, Bank Account Number (last four digits) etc. as mentioned above.
- The password should contain minimum 8 characters, at least one special character (@!#\$%&*), at least one numeral, at least one alphabet and at least one capital letter.

Individual Shareholders holding securities in demat mode with NSDL/ CDSL have forgotten the password:

- Shareholders/ members who are unable to retrieve User ID/ Password are advised to use Forget User ID and Forget Password option available at above mentioned depository/ depository participants website.

- It is strongly recommended not to share your password with any other person and take utmost care to keep your password confidential.
- For shareholders/ members holding shares in physical form, the details can be used only for voting on the resolutions contained in this Notice.
- During the voting period, shareholders/ members can login any number of time till

they have voted on the resolution(s) for a particular "Event".

Helpdesk for Individual Shareholders holding securities in demat mode:

In case shareholders/ members holding securities in demat mode have any technical issues related to login through Depository i.e. NSDL/ CDSL, they may contact the respective helpdesk given below:

Login type	Helpdesk details
Individual Shareholders holding securities in demat mode with NSDL	Members facing any technical issue in login can contact NSDL helpdesk by sending a request at evoting@nsdl.co.in or call at toll free no.: 1800 1020 990 and 1800 22 44 30
Individual Shareholders holding securities in demat mode with CDSL	Members facing any technical issue in login can contact CDSL helpdesk by sending a request at helpdesk.evoting@cdslindia.com or contact at 022-23058738 or 22-23058542-43.

Helpdesk for Individual Shareholders holding securities in physical mode/ Institutional shareholders & evoting service provider is LINKINTIME.

In case shareholders/ members holding securities in physical mode/ Institutional shareholders have any queries regarding e-voting, they may refer the **Frequently Asked Questions ('FAQs')** and **InstaVote e-Voting manual** available at <https://instavote.linkintime.co.in>, under Help section or send an email to enotices@linkintime.co.in or contact on: - Tel: 022 -4918 6000.

18. Instructions for shareholders/members to attend the annual general meeting through InstaMeet:

Shareholders/members are entitled to attend the annual general meeting through VC/OAVM facility provided by Link Intime India Private Limited by following the below mentioned process. Facility for joining the annual general meeting through VC/OAVM shall open 30 (thirty) minutes before the time scheduled for the annual general meeting and will be available to the members on first come first serve basis.

Shareholders/members are requested to participate on first come first serve basis as participation through VC/OAVM is limited and will close on expiry of 30 (thirty) minutes from the scheduled time of the annual general meeting. Shareholders/members with over 2% shareholding, promoters, institutional investors, directors, KMPs, chairpersons of Audit Committee, Nomination and Remuneration Committee, Stakeholders Relationship Committee and Auditors etc. may be allowed to the meeting without restrictions of first-come-first serve basis. Members can log in and join 30 (thirty) minutes prior to the scheduled time of the meeting and the window for joining shall be kept open till the expiry of 30 (thirty) minutes after the scheduled time. Participation is restricted up to 1,000 members.

Shareholders/ members will be provided with InstaMeet facility wherein shareholders/ members shall register their details and attend the annual general meeting as under:

1. Open the internet browser and launch the URL for InstaMeet <<<https://instameet.linkintime.co.in>>> and register with your following details:
 - a. DP ID / Client ID or Beneficiary ID or Folio No.: Enter your 16 digit DP ID / Client ID or Beneficiary ID or Folio Number registered with the Company
 - b. PAN: Enter your 10 digit Permanent Account Number (PAN)
 - c. Mobile No.
 - d. Email ID
2. Click "Go to Meeting"

Note:

Shareholders/ members are encouraged to join the meeting through tablets/ laptops connected through broadband for better experience.

Shareholders/members are required to use internet with a good speed (preferably 2 MBPS download stream) to avoid any disturbance during the meeting.

Please note that the shareholders/members connecting from mobile devices or tablets or through laptops connecting via mobile hotspot may experience audio/ visual loss due to fluctuation in their network. It is therefore recommended to use stable Wi-Fi or LAN connection to mitigate any kind of aforesaid glitches.

In case shareholders/members have queries or issues regarding e-voting, they can send an email to instameet@linkintime.co.in or Call on: - Tel: 022-49186175

19. Instructions for shareholders/members to register themselves as speakers at the annual general meeting:

Shareholders/members, who would like to express their views/ask questions during the annual general meeting, may register themselves as speaker by sending their request mentioning their name, Demat account number/ folio number, email id and mobile number to investor.relations@sumichem.co.in on or before **Tuesday, the 25 July 2023 (5.00 p.m.)**.

Only those shareholders/members, who have registered themselves as speakers, will be allowed to express their views/ask questions during the meeting. The speakers will be registered on first-come-first-serve basis. The Company reserves the right to restrict the number of speakers depending on availability of time in the annual general meeting.

Shareholders/members, who would like to ask questions, may send their questions in advance mentioning name, Demat account number/folio number, email id and mobile number to investor.relations@sumichem.co.in. The same will be replied by the Company suitably.

Shareholders/members should allow use of camera and are required to use internet with a good speed (preferably 2 MBPS download stream) to avoid any disturbance during their participation in the meeting.

20. Instructions for members to vote during the annual general meeting through InstaMeet:

Once the electronic voting is activated by the scrutiniser during the meeting, members, who have not exercised their vote through remote e-voting, can cast their vote. Process for the same is as under:

1. On the Shareholders VC page, click on the link for e-Voting "Cast your vote".
2. Enter Demat Account No. / Folio No. and OTP (received on the registered mobile number/ registered email Id) received during registration for InstaMeet and click on 'Submit'.
3. After successful login, you will see "Resolution Description" and against the same the option "Favour/ Against" for voting.
4. Cast your vote by selecting appropriate option i.e. "Favour/Against" as desired.
Enter the number of shares (which represents no. of votes) as on the cut-off date under 'Favour/ Against'.
5. After selecting the appropriate option i.e. Favour/ Against as desired and you have decided to vote, click on "Save". A confirmation box will be displayed. If you wish to confirm your vote, click on "Confirm", else to change your vote, click on "Back" and accordingly modify your vote.
6. Once you confirm your vote on the resolution, you will not be allowed to modify or change your vote subsequently.

Members, who are present in the annual general meeting through InstaMeet facility and who have not cast their vote on the Resolutions through remote e-Voting and who are not barred from voting, shall be eligible to vote through e-Voting facility during the meeting.

Members, who have voted through Remote e-Voting prior to the annual general meeting, will be eligible to attend/participate in the meeting through InstaMeet.

They will, however, not be eligible to vote again during the meeting.

In case members have queries or issues regarding e-voting, they can write an email to instameet@linkintime.co.in or Call on: - Tel: 022-49186175.

21. The remote e-voting period begins on **Tuesday, the 25 July 2023 (09.00 a.m.)** and ends on **Thursday, the 27 July 2023 (5.00 p.m.)**. During this period, members of the Company, holding shares either in physical form or in dematerialised form as on the cut-off date, which shall be the close of business hours on **Friday, the 21 July 2023**, may cast their votes electronically. At the end of the remote e-voting period, the said facility shall be blocked and the e-voting module shall be disabled thereafter.

A person, who receives this notice and who is not a member as on the cut-off date, should treat this Notice for information purposes only.

Any person, who acquires shares of the Company and becomes a member of the Company after despatch of the Notice and who holds shares as of the cut-off date, may obtain the login ID and password by sending a request to (instameet@linkintime.co.in). However, if he/she is already registered with LIPL for remote e-voting then he/she can use the existing User ID and password for casting vote.

22. Mr K G Saraf, proprietor of Saraf & Associates, Practising Company Secretaries, has been appointed as the Scrutiniser to scrutinise the voting process in a fair and transparent manner.

The Scrutiniser shall unblock the votes in the presence of at least 2 (two) witnesses not in the employment of the Company and make a Consolidated Scrutiniser's Report of the total votes cast in favour or against to the Chairman of the Company or a person authorised by him in writing who shall countersign the same.

The results declared along with the Scrutiniser's Report will be placed on the Company's website www.sumichem.co.in and on the website of RTA at www.linkintime.co.in and communicated to the BSE Limited and National Stock Exchange of India Limited.

By Order of the Board of Directors
For **Sumitomo Chemical India Limited**

DEEPIKA TRIVEDI
Company Secretary

Registered Office:

Building No.1, Ground Floor, Shant
Manor Co-op. Housing Society
Limited

Chakravarti Ashok 'X' Road,

Kandivli (East),

Mumbai – 400 101.

Mumbai, 18 May 2023

STATEMENT IN RESPECT OF THE BUSINESSES PURSUANT TO SECTION 102 OF THE COMPANIES ACT, 2013

Item No. 4

The Board of Directors has approved, subject to the approval of the Company through a special resolution by the members and in accordance with the provisions of Sections 196, 197 and 203 read with Schedule V and other applicable provisions of the Companies Act, 2013, appointment of Dr Suresh Ramachandran as Whole-time Director and designated him as "Whole-time Director & Chief Commercial Officer" of the Company for a period of 5 (five) years with effect from 01 June 2023 on the

terms and conditions including remuneration as set out in the Contract for Appointment of Whole-time Director ("**Contract**") to be executed between the Company and Dr Suresh Ramachandran, subject to such other approvals as may be necessary.

Dr Suresh Ramachandran fulfills all the conditions of appointment under Part I of Schedule V to the Companies Act, 2013.

The Contract contains, inter-alia, the following terms and conditions of his appointment:

I. Compensation:

- Annual Gross Salary: ₹ 15,400,000 as per the break up given below and subject to the annual increment as may be approved by the Nomination and Remuneration Committee of Directors of the Company and the Board of the Company (up to a maximum limit of ₹ 30,000,000 including the annual increment).

Particulars	₹
Basic Salary	6,250,000
Contribution to Provident Fund	750,000
Flexible Allowance	8,400,000
Total	15,400,000

For the purpose of calculating the above annual gross salary, prerequisites shall be evaluated as per the Income Tax Rules, wherever applicable. In the absence of any such Rules, prerequisites shall be evaluated at actual cost.

Dr Suresh Ramachandran will not be eligible to any Superannuation Scheme benefits.

- The annual performance bonus, not exceeding 40% of annual gross salary as may be determined by the Board pursuant to the recommendation of the Nomination and Remuneration Committee based on the results of the performance goals of the preceding fiscal year determined under the evaluation system which is in line with Sumitomo Chemical global performance evaluation standard and which will be calculated based on the following table:

Performance	Bonus (% of annual gross salary)
O-1 (more than 120% of target)	40%
E-2 (100-120% of target)	30%
G-3 (80-100% of target)	20%
U-4 (50-80% of target)	10%

- If, in any financial year, the Company has no or inadequate profits as per the requirements of the Companies Act, 2013, the Company shall undertake reasonable efforts and follow process to obtain suitable approvals as may be required for payment of remuneration as stated hereinabove to Dr Suresh Ramachandran.

- Term: 5 (five) years from 01 June 2023 to 31 May 2028.
- The annual increment of Dr Suresh Ramachandran will be decided by the Board of Directors on recommendation of Nomination and Remuneration Committee. The first annual increment will be due on 01 April 2024 and thereafter on 01 April every year in the years 2025, 2026, 2027 and 2028.
- Dr Suresh Ramachandran shall devote his full time, ability, attention, energy, knowledge and skill solely for performance of his duties and responsibilities assigned/delegated to him as Whole-time Director by the Board of Directors.
- Dr Suresh Ramachandran shall be entitled to leave and gratuity as per the Company's rules and policies.
- Dr Suresh Ramachandran will be provided car(s) with driver(s) as per the Company's policy to discharge his day to day duties. The Company shall bear costs related to activities/services for the Company's official business purpose such as traveling costs, hotel costs, conveyance, telephone at residence, mobile bills or any other similar costs and such costs shall not be considered as part of his remuneration. As per and subject to the Company's applicable policies, Dr Suresh Ramachandran will be entitled to reimbursement of actual expenses reasonably incurred by him for the Company's official business purpose.
- The Office of Director of Dr Suresh Ramachandran shall be liable to retire by rotation in accordance with the provisions of Section 152 of the Companies Act, 2013.

The Special Resolution at Item No. 4 seeks approval and consent of the members for appointment of Dr Suresh Ramachandran as Whole-time Director of the Company for a period of 5 (five) years with effect from 01 June 2023 on the terms and conditions contained in the Contract.

Presently, Dr Suresh Ramachandran is working with the Company as Chief Commercial Officer since 03 March 2021. He has long association of over 30 (thirty) years and familiarity with the agri-input businesses. He has worked with leading agro-chemical companies in various capacities. In the opinion of the Board the appointment

of Dr Suresh Ramachandran as Whole-time Director would be of immense benefit to the Company. The Board, therefore, recommends the special resolution for appointment of Dr Suresh Ramachandran as Whole-time Director for the approval of the members.

Except Dr Suresh Ramachandran, none of the Directors, key managerial personnel of the Company or their relatives, is in any way, concerned or interested, financially or otherwise, in the resolution set out at Item No. 4 of the Notice.

The Contract for Appointment of Whole-time Director is available on the Company's website.

Following are the particulars of Dr Suresh Ramachandran:

Name of the Director	Dr Suresh Ramachandran
Date of Birth	12 June 1969
Date of appointment as Whole-time Director	01 June 2023
Qualifications	M.Sc. (Agriculture) from Tamil Nadu Agricultural University and Ph. D in entomology from University of Georgia, USA
Expertise in specific functional areas	Research & development and launch of new technologies in crop protection products and leading business teams
Experience	Over 25 (twenty-five) years
Other Indian companies in which directorship held	None
Other companies in which committee membership/ chairmanship held	None
No. of shares held in the Company	None
Relationship with other Directors and KMPs	None
Number of Board Meetings attended during the year 2022-23	NA
Remuneration drawn in 2022-23 as Chief Commercial Officer	₹ 17.30 Million
Remuneration and other terms and conditions of appointment	As specified in the Contract

Dr Suresh Ramachandran has not resigned as a director of any listed company in the past 3 (three) years.

Item No.5

The Board of Directors has approved, subject to the approval of the members of the Company through a special resolution and in accordance with the provisions of Sections 196, 197 and 203 read with Schedule V and other applicable provisions of the Companies Act, 2013, reappointment of Mr Chetan Shah as Managing Director of the Company for

a period of 3 (three) years with effect from 01 September 2023 on the terms and conditions including remuneration as set out in the Contract for Reappointment of Managing Director ("**Contract**") to be executed between the Company and Mr Chetan Shah, subject to such other approvals as may be necessary.

Mr Chetan Shah fulfills all the conditions of appointment under Part I of Schedule V to the Companies Act, 2013.

The Contract contains, inter-alia, the following terms and conditions of his appointment:

I. Compensation:

1. Annual Gross Salary: ₹ 55,000,000 as per the break up given below and subject to the annual increment as may be approved by the Nomination and Remuneration Committee of Directors of the Company and the Board of the Company (up to a maximum limit of ₹ 75,000,000 including the annual increment).

Particulars	₹
Basic Salary	55,000,000
Total	55,000,000

Mr Chetan Shah will not be eligible to any Superannuation Scheme benefits.

2. The annual performance bonus, not exceeding 40% of annual gross salary as may be determined by the Board pursuant to the recommendation of the Nomination and Remuneration Committee based on the results of the performance goals of the preceding fiscal year determined under the evaluation system which is in line with Sumitomo Chemical global performance evaluation standard and which will be calculated based on the following table:

Performance	Bonus (% of annual gross salary)
O – 1 (more than 120% of target)	40%
E – 2 (100-120% of target)	30%
G – 3 (80-100% of target)	20%
U – 4 (50-80% of target)	10%

3. Special performance bonus not exceeding 20% of annual gross salary as may be determined by the Board pursuant to the recommendation of the Nomination and Remuneration Committee. This special performance bonus would be in addition to the annual performance bonus referred to above.
4. If, in any financial year, the Company has no or inadequate profits as per the requirements of the Companies Act, 2013, the Company shall undertake reasonable efforts and follow process to obtain suitable approvals as may be required for payment of remuneration as stated hereinabove to Mr Chetan Shah.
- II. The annual increment of Mr Chetan Shah will be decided by the Board of Directors on recommendation of Nomination and Remuneration Committee. The first annual increment will be due on 01 April 2024 and thereafter on 01 April every year in the years 2025 and 2026.
- III. Term: 3 (Three) years from 01 September 2023 to 31 August 2026.
- IV. Mr Chetan Shah shall devote his full time, ability, attention, energy, knowledge and skill solely for performance of his duties and responsibilities assigned/delegated to him as Managing Director by the Board of Directors.
- V. Mr Chetan Shah will be entitled to leave and gratuity as per the Company's rules and policies.
- VI. Mr Chetan Shah will be provided car(s) with driver(s) as per the Company's policy to discharge his day to day duties. The Company shall bear costs related to activities/services for the Company's official business purpose such as traveling costs, hotel costs, conveyance, telephone at residence, mobile bills, club costs or any other similar costs and such costs shall not be considered as part of his remuneration. As per and subject to the Company's applicable policies, Mr Chetan Shah will be entitled to reimbursement of actual

expenses reasonably incurred by him for the Company's official business purpose.

During his term, Mr Chetan Shah will attain 70 years of age on 22 July 2024. Accordingly, pursuant to Section 196 (3) and Part I of Schedule V of the Companies Act, 2013 a special resolution is required with respect to Mr Chetan Shah's continuation to hold the office of Managing Director for his entire term of 3 (three) years, even after attaining the age of 70 (seventy) years.

The Special Resolution at Item No. 5 seeks approval and consent of the members for (i) reappointment of Mr Chetan Shah as Managing Director of the Company for a period of 3 (three) years with effect from 01 September 2023 on the terms and conditions contained in the Contract; (ii) continuation of Mr Chetan Shah to hold the office of Managing Director for his entire term of 3 (three) years, even after attaining the age of 70 (seventy) years.

Mr Chetan Shah is an agrochemicals industry veteran. He has long association and familiarity with the Company and its business. In the opinion of the Board Mr Chetan Shah's rich and diverse experience is a valuable asset to the Company which adds value during Board discussions and decision making and therefore his reappointment as Managing Director would be of immense benefit to the Company. The Board, therefore, recommends the special resolution for (i) reappointment of Mr Chetan Shah as Managing Director; (ii) continuation of Mr Chetan Shah to hold the office of Managing Director for his entire term of 3 (three) years, even after attaining the age of 70 (seventy) years for the approval of the members.

Except Mr Chetan Shah, none of the Directors, key managerial personnel of the Company or their relatives, is in any way concerned or interested, financially or otherwise, in the resolution set out at Item No. 5 of the Notice.

The Contract for Reappointment of Managing Director is available on the Company's website.

Following are the particulars of Mr Chetan Shah:

Name of the Director	Mr Chetan Shah
Date of Birth	22 July 1954
Date of Appointment as Managing Director	01 September 2019
Date of Reappointment as Managing Director	01 September 2023
Date of the first appointment on the Board	13 June 2010 (directorship held up to 06 October 2016)
Qualifications	Bachelor of Commerce from Mumbai University and Master's degree in Business Administration from North Rope University, Los Angeles, U.S.A.
Expertise in specific functional areas	Management and operations of crop protection business
Experience	Over 47 (forty-seven) years
Other Indian companies in which directorship held	1. Vulcan Products Private Limited 2. Dharmesh Services Private Limited
Other companies in which committee membership/ chairmanship held	None
No. of shares held in the Company as on 31 March 2023	Nil
Relationship with other Directors and KMPs	None
Number of Board Meetings attended during the year 2022-23	4
Remuneration drawn in 2022-23	₹ 80.04 Million
Remuneration and other terms and conditions of appointment	As specified in the Contract

Item No. 6

The Board of Directors has approved, subject to the approval of the members of the Company through a special resolution and in accordance with the provisions of Sections 196, 197 and 203 read with Schedule V and other applicable provisions of the Companies Act, 2013, reappointment of Mr Sushil Marfatia as Executive Director of the Company for a period of 3 (three) years with effect from 01 September 2023 on the terms and conditions including remuneration as set out in the Contract for Reappointment of Executive Director ("**Contract**") to be executed between the Company and Mr Sushil Marfatia, subject to such other approvals as may be necessary.

Subject to passing of the Special Resolution set out at Item No. 6, Mr Sushil Marfatia fulfills all the conditions of appointment under Part I of Schedule V to the Companies Act, 2013.

The Contract contains, inter-alia, the following terms and conditions of his appointment:

I. Compensation:

- Annual Gross Salary: ₹ 21,000,000 as per the break up given below and subject to the annual increment as may be approved by the Nomination and Remuneration Committee of Directors of the Company and the Board of the Company (up to a maximum limit of ₹ 30,000,000 including the annual increment).

Particulars	₹
Basic Salary (₹ 1,545,000 per month)	18,540,000
Contribution to Provident Fund	2,224,800
Flexible Allowance	235,200
Total	21,000,000

For the purpose of calculating the above annual gross salary, perquisites shall be evaluated as per the Income Tax Rules, wherever applicable. In the absence of any such Rules, perquisites shall be evaluated at actual cost.

Mr Sushil Marfatia will not be eligible to any Superannuation Scheme benefits.

- The annual performance bonus, not exceeding 40% of annual gross salary as may be determined by the Board pursuant to the recommendation of the Nomination and Remuneration Committee based on the results of the performance goals of the preceding fiscal year determined under the evaluation system which is in line with Sumitomo Chemical global performance evaluation standard and which will be calculated based on the following table:

Performance	Bonus (% of annual gross salary)
O-1 (more than 120% of target)	40%
E-2 (100-120% of target)	30%
G-3 (80-100% of target)	20%
U-4 (50-80% of target)	10%

- If, in any financial year, the Company has no or inadequate profits as per the requirements of the Companies Act, 2013, the Company shall undertake reasonable efforts and follow process to obtain suitable approvals as may be required for payment of remuneration as stated hereinabove to Mr Sushil Marfatia.

- II. The annual increment of Mr Sushil Marfatia will be decided by the Board of Directors on recommendation of Nomination and Remuneration Committee. The first annual increment will be due on 01 April 2024 and thereafter on 01 April every year in the years 2025 and 2026.
- III. Term: 3 (Three) years from 01 September 2023 to 31 August 2026.
- IV. Mr Sushil Marfatia shall devote his full time, ability, attention, energy, knowledge and skill solely for performance of his duties and responsibilities assigned/delegated to him as Executive Director by the Board of Directors.
- V. Mr Sushil Marfatia shall be entitled to leave and gratuity as per the Company's rules and policies.
- VI. Mr Sushil Marfatia will be provided car(s) with driver(s) as per the Company's policy to discharge his day to day duties. The Company shall bear costs related to activities/services for the Company's official business purpose such as traveling costs, hotel costs, conveyance, telephone at residence, mobile bills or any other similar costs and such costs shall not be considered as part of his remuneration. As per and subject to the Company's applicable policies, Mr Sushil Marfatia will be entitled to reimbursement of actual expenses reasonably incurred by him for the Company's official business purpose.
- The Special Resolution at Item No. 6 seeks approval and consent of the members for reappointment of Mr Sushil Marfatia as Executive Director of the Company who has attained the age of 70 (seventy) years for a period of 3 (three) years with effect from 01 September 2023 on the terms and conditions contained in the Contract.
- Mr Sushil Marfatia has long association and familiarity with the Company and its business as also with the agrochemicals industry. In the opinion of the Board the reappointment of Mr Sushil Marfatia as Executive Director would be of immense benefit to the Company. The Board, therefore, recommends the special resolution for reappointment of Mr Sushil Marfatia, who has attained the age of 70 (seventy) years, as Executive Director for the approval of the members.
- Except Mr Sushil Marfatia, none of the Directors, key managerial personnel of the Company or their relatives, is in any way, concerned or interested, financially or otherwise, in the resolution set out at Item No. 6 of the Notice.
- The Contract for Reappointment of Executive Director is available on the Company's website.

Following are the particulars of Mr Sushil Marfatia:

Name of the Director	Mr Sushil Marfatia
Date of Birth	02 December 1951
Date of Appointment as Executive Director	01 September 2019
Date of Reappointment as Executive Director	01 September 2023
Date of the first appointment on the Board	07 October 2016
Qualifications	B.Com; Chartered Accountant
Expertise in specific functional areas	Accounts, Finance, Taxation, Legal & Secretarial, Production planning, Sales and marketing strategies and procurement of raw materials
Experience	Over 45 (forty-five) years
Other Indian companies in which directorship held	None
Other companies in which committee membership/ chairmanship held	None
No. of shares held in the Company as on 31 March 2023	3,825
Relationship with other Directors and KMPs	None
Number of Board Meetings attended during the year 2022-23	4
Remuneration drawn in 2022-23	₹ 26.64 Million
Remuneration and other terms and conditions of appointment	As specified in the Contract

Item No. 7

Pursuant to the provisions of Regulation 23 of the SEBI (Listing Obligations and Disclosure Requirements) Regulations, 2015, ("LODR") all related party transactions require prior approval of the Audit Committee and all material related party transactions and material modifications thereto require prior approval of the members through a resolution. LODR define the term 'material transaction' to mean a transaction with a related party which individually or taken together with

previous transactions during a financial year exceeds rupees one thousand crore or ten percent of the annual consolidated turnover of the Company as per the last audited financial statements of the Company, whichever is lower.

Sumitomo Chemical Company, Limited, Japan ("SCC"), a leading crop protection company globally, is the Company's Holding Company and hence a related party. SCC and the Company are in similar line of businesses i.e. agri-input, environment health and animal nutrition businesses. As

a part of its regular business, the Company has business transactions with SCC which comprise purchase, sale and supply of goods (including raw materials, intermediates, finished products, capital goods and other items), providing and availing services, reimbursement of expenses, transfer of resources / services and other transactions in the ordinary course of business. The transactions with SCC are at arm's length. All the related party transactions are approved by the Company's Audit Committee pursuant to the provisions of the Companies Act, 2013 and rules made thereunder and LODR.

The transactions for sale to SCC comprise of the products, originally innovated by SCC, which are manufactured by the Company in India. The Company does not pay royalty or other fees for manufacture of such products. Similarly, the purchase transactions with SCC involve products, originally innovated by SCC, which the Company distributes in India. The Company also has transactions for services and reimbursement of expenses with SCC. The services include IT-related services, services in connection with market research, market development and assistance for procurement and sale of materials and products. These business transactions help smoothen the Company's business operations ensuring consistence flow of required quality and quantity of materials and in growing its business in domestic and export markets. The transactions proposed to be entered into with SCC do not relate to loans, inter-corporate deposits, advances or investments.

The maximum aggregate amount of transactions entered into and proposed to be entered into with SCC during the financial year 2023-24 is estimated at ₹ 9,500 Million which works out to 27.35% of the consolidated sales turnover of the Company for the financial year 2022-23.

The Ordinary Resolution at Item No. 7 seeks approval of the members in terms of Regulation 23 of LODR for material related party transactions entered into / proposed to be entered into with SCC during the financial year 2023-24 and material modifications, if any, thereto provided that the total amount of the transactions shall not exceed ₹ 9,500 Million (Rupees nine thousand five hundred Million) plus applicable taxes and duties.

In the opinion of the Board, the business transactions with SCC are in the overall interest of the Company and its business. The Board, therefore, recommends the ordinary resolution for the approval of the members.

None of the Directors, key managerial personnel of the Company or their relatives is, in any way, concerned or interested, financially or otherwise, in the resolution.

No related party of the Company is eligible to vote in favour of the resolution set out at Item No. 7 pursuant to the provisions of LODR.

Item No. 8

In accordance with the provisions of Section 148 of the Companies Act, 2013 and the Companies (Audit and Auditors) Rules, 2014, the Company is required to appoint a cost auditor to audit its cost records.

The Board has appointed M/s GMVP & Associates LLP, Cost Accountants (Registration Number: 000910) as the Cost Auditors of the Company for the financial year 2023-24 on the recommendation of the Audit Committee.

The Board has fixed the remuneration of the Cost Auditors at ₹ 550,000 plus applicable taxes and duties and reimbursement of actual out-of-pocket expenses. The remuneration of the Cost Auditors is required to be considered and ratified by the members of the Company pursuant to the provisions of the Companies Act, 2013 and the Companies (Audit and Auditors) Rules, 2014.

The Resolution at Item No. 8 of the Notice is set out as an Ordinary Resolution seeking ratification by the members of the remuneration of the Cost Auditors. The Board recommends the ordinary resolution for approval by the members.

None of the Directors, key managerial personnel of the Company or their relatives is, in any way, concerned or interested, financially or otherwise, in the resolution set out at Item No. 8.

By Order of the Board of Directors
For **Sumitomo Chemical India Limited**

DEEPIKA TRIVEDI
Company Secretary

Registered Office:
Building No.1, Ground Floor, Shant
Manor Co-op. Housing Society
Limited
Chakravarti Ashok 'X' Road,
Kandivli (East),
Mumbai – 400 101.
Mumbai, 18 May 2023

REPORT OF THE BOARD OF DIRECTORS

TO THE MEMBERS

Your Directors have pleasure in presenting the Twenty-Third Annual Report and the Audited Financial Statements, including Consolidated Financial Statements, of the Company for the year ended 31 March 2023.

1. FINANCIAL RESULTS

The salient features of the Company's working are:

	(₹ in Million)	
	2022-23	2021-22
Gross Profit for the year	7,072.66	6,306.12
Less: Depreciation and amortisation expense	518.62	447.92
Profit before tax	6,554.04	5,858.20
Less: Tax expense (current and deferred tax)	1,519.67	1,520.87
Profit after tax	5,034.37	4,337.33
Add: Balance of Retained earnings brought forward from the previous year	1,633.67	1,418.42
Available retained earnings	6,668.04	5,755.75
Other Comprehensive Income	20.33	27.24
	6,688.37	5,782.99
Dividend Paid during the year	499.15	399.32
Transfer to General Reserve	4,500.00	3,750.00
Retained earnings carried forward to the next year	1,689.22	1,633.67

2. DIVIDEND

Your Directors have recommended a dividend of ₹ 1.20 (previous year ₹ 1.00) per equity share on 499,145,736 shares of ₹ 10 each aggregating ₹ 598.97 Million (previous year ₹ 499.15 Million). The Directors consider this appropriate having regard to the requirements for funds for business and future growth of the Company.

3. OPERATIONS

During the year under review, the sales increased from ₹ 30,314.02 Million in the previous year to ₹ 34,732.57 Million. Domestic sales turnover increased from ₹ 23,654.30 Million to ₹ 26,068.92 Million while the export turnover increased from ₹ 6,659.72 Million to ₹ 8,663.65 Million. After making provision for depreciation, interest and Tax, the Net profit during the year under report increased to ₹ 5,034.37 Million as against ₹ 4,337.33 Million in the previous year.

The year saw erratic monsoon in several regions of the country negatively impacting pesticides consumption. The year also saw large price increases and volatility for several raw materials, intermediates and other inputs. The Company was able to pass on most of the cost increases to the market.

4. ORDERS BY REGULATORY AUTHORITIES

In October 2022, the Central Government issued a Notification mandating that Glyphosate, a broad spectrum weedicide and an important product

for the Company, will be used only through Pest Control Operators. Industry players and associations filed petitions before the Hon'ble Delhi High Court ("**Hon'ble Court**") challenging the Notification. At the hearings of the petitions before the Hon'ble Court, the Government counsels stated that the Government will look into the difficulties being faced by the farmers and will revisit the matter and take a conscious decision which will be communicated to the Hon'ble Court. The counsels also stated that the Notification shall not be implemented until then. The next date of hearing is fixed for 19 July 2023.

The Central Government has issued an order in February 2023 banning three insecticides and prohibiting use of eight insecticides on some notified crops. The Company deals in some of these insecticides. The overall impact of the regulatory order, however, is not significant for the Company.

On 24 February 2023, an industrial accident took place in one of the manufacturing structures in the Company's Bhavnagar site. In view of the same, on 03 March 2023, Gujarat Pollution Control Board ("**GPCB**") ordered closure of operations of the Bhavnagar site. On 18 March 2023, GPCB has passed an interim order revoking its Closure Order for three months, subject to fulfillment of certain conditions and requirements. The Bhavnagar site has since resumed manufacturing and other operations.

5. NEW PRODUCTS/IMPROVEMENTS/EXPANSIONS

In the year under review, your Company continued to pursue initiatives to optimise utilisation of its manufacturing facilities, launch new products and install manufacturing capacities to supply new products in domestic and international markets. During the year, the Company obtained from the regulatory authority registrations for several new products and launched them successfully to the channel partners and farmers. The Company continues to take initiatives for introducing new technical grade products and for expanding production capacities.

Your Company continues its efforts in the area of product and process improvement for optimising process and manufacturing costs for staying innovative and competitive. Your Company also continues to focus on adopting energy conservation and innovative waste management process.

The Company continues to maintain ISO 9001, ISO 14001 and ISO 45001 certifications for the manufacturing sites. The quality of products is maintained and upgraded to the applicable national and international standards through rigorous pursuit of the quality management systems. The Company continues to enjoy the reputation of a consistent and reliable quality supplier.

6. OUTLOOK

Agriculture sector is one of the important segments of Indian economy. It contributes about 18% to country's GDP and provides source of livelihood to about 50% of the population. Share of agriculture in the country's GDP has declined over the decades as manufacturing and service sectors have grown faster.

F.Y. 2022-23 was the first normal year of operations after two consecutive years of Covid-19 pandemic. All our activities were back to normal with employees working in full strength. However, due to geopolitical situations viz., Russia-Ukraine war, China Covid situation, depreciating local currency etc., the situation remained unpredictable for most part of the year. Further, uncertainties continued for major part of the financial year due to erratic monsoon. Logistics costs eased out during the course of the year.

Southwest monsoon season rainfall for the country during June-September 2022 was normal (96-104% of Long Period Average). Though the monsoon of 2022 has been categorised as normal due to the quantum of rainfall received during the monsoon

period, the spread of rainfall was not conducive for the agricultural operations. Initial phase of monsoon was good, but was followed by a long dry spell and thereafter plenty of rains extending into October. Some parts of the country received very poor rainfall during the year. Agrochemical demand in export markets was robust and the industry capitalised on the same.

Due to restricted supply of material from China, the industry faced challenge of increasing raw material costs for several generics products. Further, increase in energy and fuel costs led to increase in overall costs exerting pressure on profitability. Despite all these odds, the Indian agrochemicals sector grew at a satisfactory rate. The raw material costs and prices of products started to ease from the second quarter of financial year.

The domestic agrochemicals market is driven by rising population, which spells the need for increasing food production. Increasing focus on quality produce continues to boost consumption of agrochemicals.

Government of India has taken a number of initiatives to protect interest of farmers and improve their profitability. Providing minimum support prices for several agriculture produce, Kisan Samman Nidhi, large budgetary allocation for farming sector are some such initiatives. The Government has also extended the period for free supply of ration for the poor. These initiatives are expected to improve rural economy which in turn will help in the growth of agro-chemical industry. The commodity prices are robust and farmers are expected to continue to invest in agrochemicals to safeguard the harvest. Though there are conflicting reports and claims by different meteorology agencies regarding occurrence of *El Nino* phenomena and its impact on 2023 monsoon, the Indian Government is preparing district-level contingency plans to mitigate eventuality of abnormal monsoon effects. From a long term perspective, the agrochemical industry is expected to grow in a robust manner due to domestic demand and export opportunities.

7. SAFETY, HEALTH AND ENVIRONMENT

The Company continues to work on reducing environmental load, enhance safety, improve quality and reduce cost. The Company continues to play the role of a responsible corporate citizen in the fulfillment of its objectives of protecting and enriching the environment and human health and safety. The Company has also adopted Responsible Care Policy

REPORT OF THE BOARD OF DIRECTORS (Contd.)

and its initiatives demonstrate its commitment towards comprehensive approach for safeguarding environment, health and safety of all stake holders and aims at achieving and sustaining high standards of performance. The Company also reviews and monitors these Quality, Environment, Health & Safety policies and sustainability activities to ensure continual improvement.

The Company's commitment to its safety management programmes follows a top-down approach towards establishing, demonstrating, sustaining and improving the safety culture and incorporating the Company's core value of safety in their daily responsibilities. Safety audit, training programmes and other safety management processes are carried out at regular intervals.

The Company has adopted plastic waste management process to minimise the amount of 'post-use plastic waste' in the environment through a plastic credit platform dedicated to collection, segregation and recycling of such waste.

The green initiatives of the Company in the form of harvesting wind and solar energy and treatment of sewage water contribute to improving environment. The Company continues to work towards reduction of greenhouse gases for sustainable economic and social values. These initiatives are implemented through 'Science Based Targets'.

8. EDUCATION, LEARNING AND HUMAN RESOURCES

The endeavour is to develop and enhance competency of employees by facilitating holistic development that enables personal and organisational growth. Employees are encouraged to work in collaboration with different teams and functions to enhance their overall experience and exposure. The overall objective of these learning journeys for individuals and teams is to improve their capability and help them achieve their fullest potential. The Company conducts several functional capability-building training programmes

to upgrade employee-knowledge and ensure their holistic growth. In F.Y. 2022-23, around 90% of the employees have undergone these learning initiatives. The Company has built a robust framework focused around developing employees with right mind-set and skillset to enable them to excel in their work and keep on learning continuously. The employees get opportunity to board on any of the learning journeys based on their interest.

Some of the key training programmes the employees have undergone are:

- Value-based capability building programmes where the focus is on enabling the employees to build the right mind-set and skillset to effectively demonstrate the right values at the workplace
- Transition programmes for lower and middle level management cadre to build leadership capabilities for excelling in current and new roles
- Leadership development programmes for emerging leaders
- Training programmes in areas of EHS, SOP, IMS, Responsible Care, OJT etc.
- Implementation of 5S at manufacturing sites

Through these learning journeys, the employees develop a sound understanding of the overall business complexities as well as build competencies to lead high level organisational positions.

9. INSURANCE

The Company continues to carry adequate insurance cover for all its assets against foreseeable perils like fire, flood, earthquake, etc. and continues to maintain the Liability Policy as per the provisions of the Public Liability Insurance Act.

10. SUBSIDIARY

Highlights of the financial performance of Excel Crop Care (Africa) Limited, Tanzania, the subsidiary company, are as follows:

Excel Crop Care (Africa) Limited, Tanzania

	(Tanzania Schillings in Million)	
	2022-23	2021-22
Revenue	198	757
Loss	310	81
Loss after Tax	230	71

REPORT OF THE BOARD OF DIRECTORS (Contd.)

Excel Crop Care (Africa) Limited, Tanzania has declared a dividend of Tanzania Schillings 20,000 per share i.e. 20% for the year F.Y. 2022-23.

The Financial Statements and the Reports of the Board of Directors and the Auditors of Excel Crop Care (Africa) Limited are posted on the Company's website: www.sumichem.co.in.

11. DISCLOSURE UNDER THE COMPANIES ACT, 2013

Information is given below pursuant to various disclosure requirements prescribed under the Companies Act, 2013 and rules thereunder, to the extent applicable to the Company. Some of the disclosures have been included in appropriate places in the Corporate Governance Report which is part of the Board's Report.

a) **Energy Conservation, Technology Absorption and Foreign Exchange earnings and outgo:**

The information on conservation of energy, technology absorption and foreign exchange earnings and outgo stipulated under Section 134(3)(m) of the Companies Act, 2013 read with Rule 8 of the Companies (Accounts) Rules, 2014, is given in **Annexure I**.

b) **Annual Return:**

Annual return as on 31 March 2022 in form MGT-7 filed with the Ministry of Corporate Affairs is available on the Company's website <https://sumichem.co.in/pdf/22-23/Annual%20Return.pdf>.

Annual return as on 31 March 2023 in form MGT-7 will also be posted on the Company's website after the same is filed with the Ministry of Corporate Affairs.

c) **Policy on Directors' appointment, Remuneration Policy and information regarding remuneration:**

Particulars of the Company's Policy on Directors' appointment, Remuneration Policy and information pursuant to Rule 5(1) of the Companies (Appointment & Remuneration) Rules, 2014 are given in **Annexure II**.

d) **Particulars of Loans, Guarantees and Investments:**

The details of Loans, Guarantees and Investments covered under the provisions of Section 186 of the Companies Act, 2013 are given in the notes to the Financial Statements.

e) **Related Party Transactions:**

All contracts/arrangements/transactions entered by the Company during the financial year with related parties were on an arm's length basis.

All related party transactions are placed before the Audit Committee for their approval. Prior omnibus approval of the Audit Committee is obtained for the transactions which are of a repetitive nature. The transactions entered into pursuant to the omnibus and specific approvals are reviewed periodically by the Audit Committee.

Pursuant to the provisions of Regulation 23 of the SEBI (Listing Obligations and Disclosure Requirements) Regulations, 2015 ("the said Regulations"), all material related party transactions require approval of the members through a resolution. The said Regulations define the term 'material' to mean a transaction with a related party which individually or taken together with previous transactions during a financial year exceeds ten percent of the annual consolidated turnover of the Company as per the last audited financial statement of the Company.

During the year, the Company entered into transactions with Sumitomo Chemical Company, Limited, Japan, the holding company, which are considered 'material transactions' in terms of the said Regulations. These transactions were approved by the shareholders by an ordinary resolution passed at the previous annual general meeting held on 29 July 2022.

The Company is seeking approval of the shareholders, through an ordinary resolution at the ensuing annual general meeting, for the transactions entered into / proposed to be entered into with the holding company during the Financial Year 2023-24 up to an amount not exceeding ₹ 9,500 Million.

The Company had no transactions during F.Y. 2022-23 requiring disclosure in the Form AOC-2 under the Companies Act, 2013.

The Policy on related party transactions as approved by the Board may be accessed on the Company's website <https://sumichem.co.in/pdf/20220603121214.pdf?v=1.0>.

REPORT OF THE BOARD OF DIRECTORS (Contd.)

f) Business Risk Management:

The Board has formed Risk Management Committee pursuant to the provisions of Regulation 21 of SEBI (Listing Obligations and Disclosure Requirements) Regulations, 2015 to identify and monitor risks faced by the Company.

The Committee deliberates on the major enterprise and business risks identified by the management, analysis of their impact and mitigation measures for addressing the risks. The major risk areas relate to risks associated with material procurement, and manufacturing operations, regulatory risks, cyber security / IT related risks, human resources related risks, currency risks, credit risks mainly relating to exports and insurance adequacy risks.

g) Evaluation of the performance of the Board, Committees of Directors and Individual Directors:

The Board has adopted a formal mechanism for evaluating its performance as well as that of its Committees and individual Directors, including performance of the Chairman of the Board. As a part of this mechanism, a structured questionnaire, approved by the Company's Nomination and Remuneration Committee, is used to carry out evaluation of performance of the Board, Committees of Directors and individual Directors. The questionnaires take into consideration various criteria and factors.

h) Material orders passed by the regulatory authorities or courts/material changes or commitments:

There are no significant material orders passed by regulators or courts which can impact the going concern status of the Company and its future operations. There are no material changes or commitments occurring after 31 March 2023 which may affect the financial position of the Company.

i) Internal Financial Controls and their adequacy:

The Company has adequate system of internal controls to safeguard and protect from loss, unauthorised use or disposition of its assets. All the transactions are properly authorised, recorded and reported to the management. The Company is following all the applicable Accounting Standards for proper maintenance of books of accounts and for financial reporting.

j) Performance of the subsidiary company:

Details of performance and financial position of Excel Crop Care (Africa) Limited, the subsidiary company, are given in Form AOC-1 in **Annexure III**. The Company has no associate company.

k) Corporate Social Responsibility (CSR) initiatives:

The Company has formulated its Corporate Social Responsibility Policy which has been posted on its website <https://sumichem.co.in/pdf/Corporate%20Social%20Responsibility%20Policy.pdf>

A brief outline of the Policy and the Annual Report on CSR Activities is given in **Annexure IV**.

l) Particulars of Employees:

The information required under Section 197 of the Companies Act, 2013 read with Rule 5(2) of the Companies (Appointment and Remuneration of Managerial Personnel) Rules, 2014 is given in **Annexure V**.

m) Secretarial Auditor and Secretarial Audit Report:

Pursuant to the provisions of Section 204 of the Companies Act, 2013 and Rules made thereunder, M/s Saraf & Associates, Practicing Company Secretaries, Mumbai (FCS:1596; CP NO.642), were appointed Secretarial Auditors to conduct secretarial audit for the year ended 31 March 2023. The Report of the Secretarial Auditors is attached as **Annexure VI**.

n) Secretarial Standards:

The Company has complied with the applicable 'Secretarial Standards on Meetings of the Board of Directors - SS 1' and 'Secretarial Standards on General Meetings - SS 2'.

12. DIRECTORS AND KEY MANAGERIAL PERSONNEL

Mr Hiroyoshi Mukai, Director, resigned on 31 March 2023. The Board places on record its appreciation of Mr Mukai's contribution to the Company's business and the Board deliberations.

Mr Masanori Uzawa, Director, retires by rotation and being eligible, offers himself for re-appointment.

Mr Pravin D Desai, Vice President & Company Secretary, retired on 31 March 2023. Ms Deepika Trivedi is appointed Company Secretary and Compliance Officer with effect from 01 April 2023.

The Board has appointed Dr Suresh Ramachandran as Whole-time Director with effect from 01 June 2023

REPORT OF THE BOARD OF DIRECTORS (Contd.)

and designated him 'Whole-time Director & Chief Commercial Officer'. The appointment of Dr Suresh Ramachandran as Whole-time Director is subject to approval by the members in the annual general meeting through a special resolution.

The Board has reappointed Mr Chetan Shah as Managing Director and Mr Sushil Marfatia as Executive Director with effect from 01 September 2023 subject to approval by the members in the annual general meeting through special resolutions.

13. DIRECTORS' RESPONSIBILITY STATEMENT

Pursuant to Section 134(3)(c) of the Companies Act, 2013, the Directors confirm that:

- (a) in the preparation of the annual accounts, the applicable accounting standards have been followed and that no material departures have been made from the same;
- (b) they have selected such accounting policies and applied them consistently and made judgments and estimates that are reasonable and prudent so as to give a true and fair view of the state of affairs of the Company at the end of the financial year and of the profit of the Company for that period;
- (c) they have taken proper and sufficient care for the maintenance of adequate accounting records in accordance with the provisions of the Companies Act, 2013 for safeguarding the assets of the Company and for preventing and detecting fraud and other irregularities;
- (d) they have prepared the annual accounts on a going concern basis;
- (e) they have laid down internal financial controls to be followed by the Company and that such internal financial controls are adequate and are operating effectively; and
- (f) they have devised proper systems to ensure compliance with the provisions of all applicable laws and that such systems are adequate and are operating effectively.

14. BUSINESS RESPONSIBILITY AND SUSTAINABILITY REPORT

Business Responsibility and Sustainability Report prepared in the prescribed form pursuant to

Regulation 34 of the SEBI (Listing Obligations and Disclosure Requirements) Regulations, 2015, in relation to initiatives taken from environmental, social and governance perspective, forms part of the Annual Report.

15. CORPORATE GOVERNANCE

Your Company is committed to the principles of good corporate governance and the Board of Directors lays strong emphasis on transparency, accountability and integrity. Your Company has complied with all the requirements of the Code of Corporate Governance contained in SEBI (Listing Obligations and Disclosure Requirements) Regulations, 2015 and, pursuant thereto, Management Discussion and Analysis and the Corporate Governance Report are annexed and form part of the Annual Report.

16. AUDITORS' REPORTS

The Independent Auditors' Reports on Financial Statements, including Consolidated Financial Statements, of the Company for the year ended 31 March 2023, issued by M/s SRBC & CO LLP, the Auditors, are enclosed with the Financial Statements in this Annual Report. The Independent Auditors' Reports are unmodified and do not contain any qualification, reservation or adverse remark.

17. COST RECORDS AND COST AUDIT REPORT

The Company prepares and maintains cost records as specified by the Central Government under Section 148(1) and rules made thereunder. The cost records for the year 2021-22 were subjected to cost audit by M/s GMVP & Associates LLP, Cost Auditors. The Cost Audit Report for the financial year 2021-22 issued on 09 August 2022 by the Cost Auditors was filed with the Ministry of Corporate Affairs on 05 September 2022 vide SRN: F23723729.

18. ACKNOWLEDGEMENTS

Your Directors wish to place on record their sincere appreciation of the wholehearted co-operation received from the Company's Shareholders, Bankers, various authorities of the Governments and business associates.

For and on behalf of the Board of Directors

CHETAN SHAH
Managing Director
DIN: 00488127

SUSHIL MARFATIA
Executive Director
DIN: 07618601

Mumbai, 18 May 2023

ANNEXURE - I TO THE REPORT OF THE BOARD OF DIRECTORS

Particulars of Energy Conservation, Technology Absorption and Foreign Exchange Earnings and Outgo under Section 134 of the Companies Act, 2013 read with Rule 8(3) of the Companies (Accounts) Rules, 2014.

(A) CONSERVATION OF ENERGY

(i) *Steps taken for conservation of energy and impact:*

During the year, the Company continued its effort towards conservation of energy and took the following steps for the said purpose:

- Replacement of low efficiency equipment, pumps and motors with energy efficient equipment, pumps, motors and compressors
- Use of LED lights

The measures undertaken for conservation of energy resulted in savings of power and fuel cost.

(ii) *Steps taken by the Company for utilising alternative sources of energy:*

As a part of its long-term sustainability plan, the Company has taken several initiatives for utilising alternate fuel sources and renewable sources of energy. Under these key initiatives, the Company has installed windmills and solar power generation units over the years.

During the year under review, the Company commissioned additional 1.8 MW solar power plant for captive consumption. The power generated by the windmills and solar power plants is captively consumed for the Company's industrial operations.

The Company has also taken new initiative for purchasing electricity from a hybrid power producer.

- In-house process development for reducing environmental load, enhance safety, improve quality and reduce cost
- To continuously improve existing processes with a view to lower raw material/solvent consumption
- Pilot level scale-up of processes to generate technical and safety related data
- To develop new formulations and scale-up technologies for commercial production and to enhance production capacity of liquid and solid formulations
- To upgrade synthetic and analytical laboratories with modern scientific tools in order to cater to newer chemistries
- Introduction of new hardware/technologies for improving packaging and packing productivity

b) *Benefits derived as a result of the above efforts:*

The above efforts enable the Company to develop and commercialise newer generic technical, formulations and combi-formulations using greener and efficient chemistries and enhance product competitiveness

c) *Information regarding imported technology (imported during last three years):*

The Company has not imported any technology.

d) *Expenditure incurred on research and development:*

		(₹ Million)
(a)	Capital	7.76
(b)	Recurring	133.84
(c)	Total	141.60
(d)	Total R & D expenditure as a percentage of total turnover	0.41%

(B) TECHNOLOGY ABSORPTION

a) *Major efforts made towards technology absorption:*

- To develop new energy efficient and environment friendly processes
- To develop non-infringing processes for new generics
- Backward integration for some of the existing molecules/intermediates to attain self-sufficiency and remain competitive

(C) FOREIGN EXCHANGE EARNINGS AND OUTGO

The Company's total foreign exchange earnings in 2022-23 amounted to ₹ 8,618.36 Million. The amount of foreign exchange used was ₹ 8,855.26 Million

ANNEXURE - II TO THE REPORT OF THE BOARD OF DIRECTORS

Policy on Directors' appointment and remuneration, Remuneration Policy and information regarding remuneration:

(a) Policy on Directors' appointment and remuneration:

- i. The Policy lays down criteria for determining qualifications, skills, experience, expertise, competencies, integrity, positive attributes and independence for appointment of Executive and Non-Executive Directors and to determine their remuneration.
- ii. The Policy also endeavours to ensure Board diversity in terms of gender, thought process, experience, knowledge and perspective and strives to evolve succession plans for the Board.
- iii. The Policy strives to devise remuneration levels for the Directors taking into account individual performance and strives to attract and retain talent relevant to the Company.
- iv. The Policy also lays down criteria for evaluation of performance of Directors.
- v. A Whole-Time Director shall not hold office as Whole-Time Director in any other Company except in the Company's subsidiary. However, Managing Director may hold office of Managing Director in one more Company with specific approval of the Nomination and Remuneration Committee and the Board, subject to the provisions of the Companies Act, 2013 and rules made thereunder.
- vi. A Managing Director/Whole-Time Director shall be appointed for tenure of up to five years.
- vii. An Independent Director shall be appointed for a term not exceeding five years and may be reappointed for the second term of up to five years, subject to the provisions of the Companies Act, 2013 and rules made thereunder.
- viii. The remuneration, including annual performance bonus of the Managing Director and Whole-Time Directors shall be determined and recommended by the Nomination and Remuneration Committee to the Board and shall be subject to the approval of the Board within the overall remuneration approved by a resolution of the members.
- ix. The minimum remuneration of Managing Director/Whole-Time Director in case of loss or inadequacy of profit in a particular year shall be in accordance with the provisions of the Companies Act, 2013 and rules made thereunder. The Company shall, however in such a case, undertake reasonable efforts and follow the process to obtain suitable approval as may be required for payment of such higher

remuneration to the Director as has been agreed to with the Director.

- x. The Non-Executive Directors shall be paid sitting fees for attending meetings of the Board and Committees of Directors. The amount of sitting fees shall be determined by the Board from time-to-time within and subject to the limits stipulated by the Companies Act, 2013 and rules made thereunder.
- xi. The Non-Executive Directors shall be paid commission, not exceeding in the aggregate 1% of the net profits of the Company, computed in the manner laid down in the Companies Act, 2013 and rules thereunder. Individual Director shall be paid commission within the overall limit of 1% of net profits as the Board may determine taking into account the number of Meetings attended, contribution in deliberations in meetings and such other criteria and factors as the Board may deem fit.
- xii. A Non-Executive Director may be appointed Advisor, Consultant or in any other capacity on a fees/remuneration as may be determined by the Board of Directors subject to approval of the members as required under the Companies Act, 2013 and rules made thereunder and/or SEBI (Listing Obligations and Disclosure Requirements) Regulations, 2015.
- xiii. The Company shall bear costs and expenses incurred by the Directors for attending meetings of the Board/Committees of Directors / members and for attending to the Company's official business.

(b) Remuneration Policy for the Management Employees:

- (I) In determining the remuneration of the Senior Management Employees (i.e. KMPs, HODs and Management cadre employees) the Company ensures/considers the following:
 - (i) The relationship of remuneration and performance benchmark is clear.
 - (ii) The balance between fixed and incentive pay reflecting short and long term performance objectives, appropriate to the working of the Company and its goals.
 - (iii) The remuneration is divided into two components viz. fixed component comprising of salaries, perquisites and retirement benefits and variable component comprising of performance bonus/ incentive etc.

- (iv) The remuneration including annual increment and performance incentive is based on the criticality of the roles and responsibilities, the Company's performance, individuals' performance vis-a-vis KRAs, industry benchmark and current compensation trends in the market.
- (II) The Company carries out individual performance review based on the Standard Appraisal Matrix and takes into account the Appraisal Score Card and other factors mentioned herein-above while fixing the annual increment and performance incentives.
- (c) Remuneration of employees in staff/worker categories is based on periodical agreements/understandings reached through negotiations with Trade Union/ Employees' Representatives. The increase in their remuneration depends upon such agreements/ understandings.
- (d) The Company follows its Remuneration Policy in determining employee remuneration.
- (e) This Policy is also available on the Company's website <https://sumichem.co.in/investors-relations.php#Governance>

DISCLOSURE PURSUANT TO RULE 5(1) OF THE COMPANIES (APPOINTMENT AND REMUNERATION OF MANAGERIAL PERSONNEL) RULES, 2014

1. Remuneration of Directors, Company Secretary and Chief Financial Officer in 2022-23:

Sr. No.	Director(s)/KMP(s)	Remuneration (₹ Million)	Ratio to Median Remuneration of employees	% increase/ (decrease) in remuneration in 2022-23 over 2021-22
1	Dr Mukul G Asher	3.95	6.17	43.19
2	Mr Chetan Shah	80.04	125.20	11.12
3	Mr Sushil Marfatia	26.64	41.67	11.75
4	Mr Hiroyoshi Mukai	Nil	NA	NA
5	Mr B V Bhargava	3.90	6.10	43.12
6	Mr Ninad D Gupte	0.13	0.21	(37.21)
7	Mr Tadashi Katayama	Nil	NA	NA
8	Mrs Preeti Mehta	3.92	6.12	41.34
9	Mr Masanori Uzawa	Nil	NA	NA
10	Mr Pravin D Desai, Vice President and Company Secretary (up to 31 March 2023)	8.88	NA	8.70
11	Mr Anil Nawal, Chief Financial Officer	11.89	NA	1.61

2. The median remuneration of employees increased by 8.34% in 2022-23 over 2021-22.
3. The average remuneration of employees (other than Managing Director and Executive Director) increased by 5.29% in 2022-23 over 2021-22.
4. The performance bonus for Mr Chetan Shah, Managing Director and annual performance bonus for Mr Sushil Marfatia, Executive Director is paid in accordance with the terms of their appointment. The annual performance bonus is based on the specified criteria and is determined by the Board pursuant to the recommendation of the Nomination and Remuneration Committee on the basis of the results of the performance goals of the preceding fiscal year determined under the evaluation system which is in line with Sumitomo Chemical global performance evaluation standard.
5. Non-Executive Directors are paid commission not exceeding 1% of the net profits of the Company computed under Section 198 of the Companies Act, 2013 and the same is paid to individual Directors as determined by the Board.
6. The total number of employees on the Company's rolls as on 31 March 2023 is 1,642.

ANNEXURE - III TO THE REPORT OF THE BOARD OF DIRECTORS

FROM AOC- 1

[Pursuant to first proviso to sub-section (3) of Section 129 of the Companies Act, 2013 read with Rule 5 of Companies (Accounts) Rules, 2014]

Statement containing salient features of the financial statement of subsidiaries/ associate companies/ joint ventures

PART A - SUBSIDIARIES

Sr. No.	Name of the Company	Reporting Currency	Exchange Rate	Capital	Reserves	Total Assets	Total Liabilities	Investment Other than Investment in Subsidiary Companies	Turnover	Profit/ (Loss) Before Taxation	Provision for Taxation	Profit After Taxation	Proposed Dividend	(₹ Million)	% of Holding
1	Excel Crop Care (Europe) NV	Eur	- (84.00)	-	-	-	-	-	-	-	-	-	-	-	99.00%
2	Excel Crop Care (Africa) Limited	TZS	0.0356 (0.0330)	6.05 (5.61)	21.56 (28.98)	30.86 (37.46)	3.25 (2.87)	-	6.96 (16.46)	-10.62 (-2.63)	-2.74 (0.25)	-7.88 (-2.88)	1.21 1.40	1.21 1.40	99.94% -99.94%

(Figures in brackets relate to the Previous Year)

Notes:

1. Excel Crop Care (Europe) NV, is voluntary wound up with effect from 23 December 2021.
2. As required by the notification issued by MCA, Indian Rupees equivalent of the figures given in foreign currencies in the accounts of the foreign subsidiaries have been given based on exchange rate as on 31 March 2023 for Balance Sheet items and at average exchange rate for Revenue items.
3. The Company does not have Associate and Joint Ventures as on 31 March 2023, hence Part B is not applicable.

Mumbai, 18 May 2023

CHETAN SHAH	SUSHIL MARFATIA	ANIL NAWAL	DEEPIKA TRIVEDI
Managing Director	Executive Director	Chief Financial Officer	Company Secretary

ANNEXURE – IV TO THE REPORT OF THE BOARD OF DIRECTORS

1. Brief outline on CSR Policy of the Company:

The Company's CSR Policy, which is available on the website <https://sumichem.co.in/investors-relations.php#Governance> encompasses the Company's philosophy for delineating its responsibility as a corporate citizen and lays down the guidelines and mechanism for undertaking socially useful programmes for welfare and sustainable development of the community at large.

CSR initiatives of the Company aim towards inclusive development of communities through a range of social interventions, enhancing skills and building social infrastructure to improve their livelihood. Our CSR approach focuses on development of communities around the vicinity of our plants and other offices for the benefit of different segments of the society, specifically the deprived, underprivileged and differently abled persons.

2. Composition of CSR Committee:

Sr. No.	Name of Director	Designation/Nature of Directorship	Number of meetings of CSR Committee held during the year	Number of meetings of CSR Committee attended during the year
i.	Mr Chetan Shah, Chairman CSR Committee	Managing Director	1	1
ii.	Mr Sushil Marfatia	Executive Director	1	1
iii.	Mr Ninad D Gupte	Non-Executive Director	1	1
iv.	Mrs Preeti Mehta	Independent Director	1	1

3.	The web-link(s) where Composition of CSR Committee, CSR Policy and CSR Projects approved by the board are disclosed on the website of the Company	:	https://sumichem.co.in/investors-relations.php#Governance
4.	The executive summary along with web-link(s) of Impact Assessment of CSR Projects carried out in pursuance of sub-rule (3) of rule 8, if applicable	:	No impact assessment carried out
5.	a) Average net profit of the Company as per sub-section (5) of section 135	:	₹ 4,406.77 Million
	b) Two percent of average net profit of the Company as per sub-section (5) of section 135	:	₹ 88.14 Million
	c) Surplus arising out of the CSR Projects or programmes or activities of the previous financial years	:	Nil
	d) Amount required to be set-off for the financial year, if any	:	Nil
	e) Total CSR obligation for the financial year [(b)+(c)-(d)]	:	₹ 88.14 Million
6.	a) Amount spent on CSR Projects (both Ongoing Project and other than Ongoing Project)	:	₹ 89.07 Million
	b) Amount spent in Administrative Overheads	:	Nil
	c) Amount spent on Impact Assessment, if applicable	:	Nil
	d) Total amount spent for the Financial Year [(a)+(b)+(c)]	:	₹ 89.07 Million
	e) CSR amount spent or unspent for the Financial Year:	:	N.A.

f) Excess amount for set-off, if any	:	Sr. No.	Particulars	Amount (₹ in Million)
		i.	Two percent of average net profit of the Company as per sub-section (5) of section 135	88.14
		ii.	Total amount spent for the Financial Year	89.07
		iii.	Excess amount spent for the Financial Year [(ii)-(i)]	0.93
		iv.	Surplus arising out of the CSR projects or programmes or activities of the previous Financial Years, if any	Nil
		v.	Amount available for set off in succeeding Financial Years [(iii)-(iv)]	0.93

7. Details of Unspent Corporate Social Responsibility amount for the preceding three Financial Years:

(₹ in Million)

1	2	3	4	5	6		7	8
Sr. No.	Preceding Financial Year(s)	Amount transferred to Unspent CSR Account under subsection (6) of section 135	Balance Amount in Unspent CSR Account under subsection (6) of Section 135	Amount Spent in the Financial Year	Amount transferred to a Fund as specified under Schedule VII as per second proviso to subsection (5) of section 135, if any		Amount remaining to be spent in succeeding Financial Years (in ₹)	Deficiency, If any
					Amount	Date of Transfer		
1.	2020-21	Nil	Nil	7.08	7.08	3.54 on 04 August 2021 and 3.54 on 06 August 2021	Nil	NA

8. Whether any capital assets have been created or acquired through Corporate Social Responsibility amount spent in the Financial Year:

Yes No

9. Specify the reason(s), if the Company has failed to spend two per cent of the average net profit as per sub-section (5) of section 135: Not Applicable

For and on behalf of the Board of Directors

CHETAN SHAH
(Managing Director & Chairman of CSR Committee)

SUSHIL MARFATIA
Executive Director

Mumbai, 18 May 2023

ANNEXURE – V TO THE REPORT OF THE BOARD OF DIRECTORS

PARTICULARS OF EMPLOYEES PURSUANT TO SECTION 134(3)(q) OF THE COMPANIES ACT, 2013 READ WITH RULE 5(2) OF THE COMPANIES (APPOINTMENT AND REMUNERATION OF MANAGERIAL PERSONNEL) RULES, 2014

Sr. No.	Name of the Employee	Designation/ Nature of Duties	Remuneration (₹ in Million)	Qualification	Experience	Date of Commencement of employment	Age (Years)	Particulars of last employment
								Employer, last post and period for which post held
1	Chetan Shah	Managing Director	80.04	B.Com., Master of Business Administration	47 Years	01 September 2019	68	Excel Crop Care Limited Managing Director (3 years)
2	Sushil Marfatia	Executive Director	26.64	B.Com., Chartered Accountant	45 Years	07 November 1996	72	New Chemi Industries Pvt. Ltd. C.E.O. (15 years)
3	Toshiaki Taki	Senior Vice President – Manufacturing	23.86	Master Degree in Department of Applied Chemistry, Keio University	34 years	29 September 2019	59	Misawa Works General Manager (3 Years)
4	Kunal Suresh Mittal	Senior Vice President – Planning and Coordination Office	23.81	B.Com, Chartered Accountant	21 Years	15 January 2020	40	KPMG India Director (12 years)
5	Kalpesh Patel	Vice President – Sales & Marketing	19.30	B.Sc. (Agri.)	34 Years	18 February 2013	55	FMC India Marketing Manager (7 years)
6	Suresh Ramachandran	Chief Commercial Officer	17.30	M.Sc. (Agri.), Ph.D.	24 Years	03 March 2021	53	Indofil Business Head – India Agro (2 years)
7	Pankaj Garara	Vice President – Sales & Marketing	17.04	B.Sc. (Agri.)	31 Years	02 May 2011	54	Monsanto India Regional Sales Manager (13 years)
8	Gaganpreet Singh	Vice President – Sales & Marketing	15.93	M.Sc. (Agri.), MBA	27 Years	11 May 2011	49	Sinochem National Sales Manager (1 year)
9	Maddika Nagarjuna Reddy	Vice President – Sales & Marketing	12.85	B.Sc. (Agri.)	31 Years	02 May 2016	55	Adama India General Manager (2 Years)
10	Gopalkrishnan Venkataraman	Vice President – Procurement	12.07	B. Tech., P.G. Diploma and IE	37 Years	01 September 2019	63	Excel Crop Care Limited Vice President – Procurement (31 years)
11	Anil Nawal	Chief Financial Officer	11.89	B.Com, Chartered Accountant and Company Secretary	35 Years	01 September 2019	57	Excel Crop Care Limited Chief Financial Officer (3.5 years)

Sr. No.	Name of the Employee	Designation/ Nature of Duties	Remuneration (₹ in Million)	Qualification	Experience	Date of Commencement of employment	Age (Years)	Particulars of last employment
								Employer, last post and period for which post held
12	Anil Kakkar	Vice President	10.43	M.Sc. and MBA	42 Years	01 September 2019	65	Excel Crop Care Limited Vice President – Marketing (31 years)
13	Prakash Bondre	Vice President – Manufacturing	10.43	B.E.(Chem.)	37 Years	01 September 2019	60	Excel Crop Care Limited Vice President – Manufacturing (9 Years)
14	G T Keshava Murthy	Associate Vice President – Sales & Marketing	13.16	M.Sc. (Agri.)	36 Years	01 September 2019	56	Excel Crop Care Limited General Manager – Sales & Marketing (27 years)
15	Yuya Miyajima	General Manager	8.79	Bachelor's degree from Waseda University (Economics)	21 Years	01 July 2018	44	Sumitomo Asia Pvt. Ltd. Manager Planning Co-ordination & Logistic (3 Years)
16	Fumio Suzuki	Vice President- Planning & Coordination office	7.45	Bachelor of Law, University of Tokyo	32 Years	25 November 2022	54	Sumitomo Chemical Company Ltd. Planning and Co-ordination Office (4 Years)
17	D Vasantha Kumar	Senior Regional Business Manager	2.75	B.Sc. (Agri.)	32 Years	01 September 2019	58	Excel Crop Care Limited Senior SM – Sales & Marketing (29 Years)
18	Devendra Kukreja	Zonal Manager	2.59	B.Sc. (Agri.)	33 Years	01 September 2019	60	Excel Crop Care Limited Zonal Manager (25 Years)
19	Sunil Ramchandra Thakur	Manager – Institutional Sales	1.79	B.A.	34 Years	01 September 2019	60	Excel Crop Care Limited Manager – Institutional Sales (30 Years)
20	Tushar S Karani	Deputy Manager – Finance	1.22	S.Y. B.Com.	31 Years	01 September 2019	60	Excel Crop Care Limited Staff – Accounts & Finance (28 Years)

Notes:

1. Remuneration includes salary, performance bonus, commission, allowances, value of perquisites, Company's contribution to Provident Fund, Superannuation Fund and National Pension Fund and gratuity paid, if any.
2. The nature of employment is contractual in all the above cases
3. The employees are not relatives of any Director of the Company.
4. Employees at Sr. No. 14 to 20 have been in service only for a part of the year.

ANNEXURE – VI TO THE REPORT OF THE BOARD OF DIRECTORS

Form No. MR-3

Secretarial Audit Report

For the Financial Year Ended 31 March 2023

[Pursuant to Section 204(1) of the Companies Act, 2013 and Rule No. 9 of the Companies (Appointment and Remuneration of Managerial Personnel) Rules, 2014]

To,

The Members,

Sumitomo Chemical India Limited

CIN: L24110MH2000PLC124224

Bldg No.1, GF, Shant Manor Co-op Housing Society Limited

Chakravarti Ashok 'X' Road, Kandivli (E)

Mumbai 400101.

I have conducted the secretarial audit of the compliance of applicable statutory provisions and the adherence to good corporate practices by **Sumitomo Chemical India Limited (L24110MH2000PLC124224)** (hereinafter called the 'Company'). Secretarial Audit was conducted in a manner that provided us a reasonable basis for evaluating the corporate conducts/statutory compliances and expressing my opinion thereon.

Based on my verification of the Company's books, papers, minute books, forms and returns filed and other records maintained by the Company and also the information provided by the Company, its officers, agents and authorised representatives during the conduct of secretarial audit, I hereby report that in my opinion, the Company has during the audit period covering the financial year ended on 31 March 2023, complied with the statutory provisions listed hereunder and also that the Company has proper Board-processes and compliance-mechanism in place to the extent, in the manner and subject to the reporting made hereinafter:

I have examined the books, papers, minute books, forms and returns filed and other records maintained by the Company for the financial year ended on 31 March 2023 according to the provisions of:

- (i) The Companies Act, 2013 (the Act) and the rules made thereunder;
- (ii) The Securities Contracts (Regulation) Act, 1956 ('SCRA') and the rules made thereunder;
- (iii) The Depositories Act, 1996 and the Regulations and Bye-laws framed thereunder;
- (iv) Foreign Exchange Management Act, 1999 and the rules and regulations made there under to the extent of Foreign Direct Investment and Overseas Direct Investment (ODI); The Company has not accepted any External Commercial Borrowings (ECB), and hence ECB Guidelines are not applicable to the Company during the financial year under review.
- (v) The following Regulations and Guidelines prescribed under the Securities and Exchange Board of India Act, 1992 ('SEBI Act');
 - a) The Securities and Exchange Board of India (Substantial Acquisition of Shares and Takeovers) Regulations, 2011;
 - b) The Securities and Exchange Board of India (Prohibition of Insider Trading) Regulations, 2015;
 - c) The Securities and Exchange Board of India (Registrars to an Issue and Share Transfer Agents) Regulations, 1993 regarding the Companies Act and dealing with client;
 - d) The Securities and Exchange Board of India (Listing Obligations and Disclosure Requirements) Regulations, 2015.
 - e) The Securities and Exchange Board of India (Depositories and Participants) Regulations, 2018.
- (vi) The Company has further complied with below mentioned laws, which are specifically applicable to the Company as it is in the business of Pesticides & Agrochemicals:
 - i. The Insecticides Act, 1968 and rules made thereunder
 - ii. The Fertilizers (Control) Order, 1985

As per the representations made by the management and relied upon by me, during the period under review, provisions of the following regulations were not applicable to the Company:

- i. Securities and Exchange Board of India (Issue of Capital and Disclosure Requirements) Regulations, 2018;
- ii. The Securities and Exchange Board of India (Share Based Employee Benefits and Sweat Equity) Regulations, 2021;
- iii. Securities and Exchange Board of India (Issue and Listing of Non-Convertible securities) Regulations, 2021
- iv. The Securities and Exchange Board of India (Delisting of Equity Shares) Regulations, 2021
- v. The Securities and Exchange Board of India (Buyback of Securities) Regulations, 2018

I have also examined compliance with the applicable clauses of the following

- (i) Secretarial Standards with regard to Meeting of Board of Directors (SS-1) and General Meetings (SS-2) issued by The Institute of Company Secretaries of India
- (ii) The Listing Agreements entered into by the Company with Stock Exchange read with the SEBI (Listing Obligations and Disclosure Requirements) Regulations, 2015

During the period under review the Company has generally complied with the provisions of the Act, Rules, Regulations, Guidelines and Standards, etc as mentioned above.

I further report that:

- The Board of the Company is duly constituted with proper balance of Executive Directors, Non-Executive Directors and Independent Directors. There were no changes in the composition of the Board of Directors that took place during the period under review.
- Adequate notice is given to all directors to schedule the Board Meetings, agenda and detailed notes on agenda were sent well in advance and a system exists for seeking and obtaining further information and clarifications on the agenda items before the meeting and for meaningful participation at the meeting.
- All decisions were carried through unanimously as recorded in the minutes of the Meetings of the Board of Directors or Committee of the Board, as the case may be.

I further report that there are adequate systems and processes in the company commensurate with its size and operations to monitor and ensure compliance with applicable laws, rules, regulations and guidelines.

I further report that during the audit period, there are no specific events/ actions having a major bearing on the Company's affairs in pursuance of the laws, rules, regulations, guidelines, standards, etc. referred to above.

For Saraf & Associates
Practising Company Secretaries
K.G. SARAF
Proprietor
FCS: 1596 | CP. 642

FRN. S1988MH004800

PR. 1003/2020

UDIN: F001596E000332938

Place: Mumbai

Date: 18 May 2023

Note : This report is to be read with my letter of even date which is annexed as 'ANNEXURE 1' and forms an integral part of this report.

'ANNEXURE 1'

To,

The Members,

Sumitomo Chemical India Limited

CIN: L24110MH2000PLC124224

Bldg No.1, GF, Shant Manor Co-op Housing Society Limited

Chakravarti Ashok 'X' Road, Kandivli (E)

Mumbai 400101

My report of even date is to be read along with this letter.

1. Maintenance of secretarial record is the responsibility of the management of the Company. My responsibility is to express an opinion on these secretarial records based on my audit.
2. I have followed the audit practices and processes as per the Auditing Standards issued by the Institute of Company Secretaries of India to obtain reasonable assurance about the correctness of the contents of the secretarial records. The verification was done on test basis to ensure that correct facts are reflected in secretarial records. I believe that the processes and practices, I followed provide a reasonable basis for my opinion.
3. I have not verified the correctness and appropriateness of financial records and Books of Accounts of the Company.
4. Where ever required, I have obtained the Management representation about the compliance of laws, rules and regulations and happening of events.
5. The compliance of the provisions of Corporate and other applicable laws, rules, regulations, standards is the responsibility of management. My examination was limited to the verification of procedures on test basis.
6. The Secretarial Audit report is neither an assurance as to the future viability of the company nor of the efficacy or effectiveness with which the management has conducted the affairs of the company.

For Saraf & Associates
Practising Company Secretaries
K.G. SARAF
Proprietor
FCS: 1596 | CP: 642

FRN. S1988MH004800

PR. 1003/2020

UDIN: F001596E000332938

Place: Mumbai

Date: 18 May 2023

CORPORATE GOVERNANCE REPORT

1. COMPANY'S PHILOSOPHY ON THE CODE OF CORPORATE GOVERNANCE

Corporate Governance primarily involves transparency, full disclosure, independent monitoring of the state of affairs and being fair to all stakeholders. The Corporate Governance Code has also been incorporated in SEBI (Listing Obligations and Disclosure Requirements) Regulations, 2015.

The Company endeavours not only to meet the statutory requirements in this regard but also to go well beyond them by instituting such systems and procedures as are in accordance with the contemporary trend of making management completely transparent and institutionally sound.

The Company believes in the concept of good Corporate Governance involving transparency, empowerment, accountability and integrity with a view to enhance stakeholders' value. The Company

has professionals on its Board of Directors who are actively involved in the deliberations of the Board on all important policy matters.

2. BOARD OF DIRECTORS

As on 31 March 2023, the strength of the Board was nine Directors. The Board comprised of Managing Director, Executive Director and seven Non-Executive Directors.

The Company has obtained the requisite disclosures from the Directors in respect of their directorship in other companies and membership/chairmanship in committees of other companies.

Particulars of composition of the Board of Directors as on 31 March 2023 and their attendance at the Board Meetings during the year and at the last Annual General Meeting and also the number of directorships/memberships of committees of other companies are as under:

NAME	CATEGORY	NO. OF BOARD MEETINGS ATTENDED DURING 2022-23	ATTENDANCE AT LAST AGM	NO. OF OTHER DIRECTORSHIP IN COMPANIES INCORPORATED IN INDIA (see Note below)	NO. OF OTHER BOARD COMMITTEE(S) OF COMPANIES OF WHICH HE/SHE IS MEMBER/CHAIRPERSON*
Dr Mukul G Asher Chairman	Independent Non-Executive	4	Yes	--	--
Mr Chetan Shah Managing Director	Non-Independent Executive	4	Yes	2	--
Mr Sushil Marfatia Executive Director	Non-Independent Executive	4	Yes	--	--
Mr Hiroyoshi Mukai	Non-Independent Non-Executive	4	Yes	--	--
Mr B V Bhargava	Independent Non-Executive	4	Yes	3	5
Mr Ninad D Gupte	Non-Independent Non-Executive	4	Yes	1	2
Mr Tadashi Katayama	Non-Independent Non-Executive	3	Yes	--	--
Mrs Preeti Mehta	Independent Non- Executive	4	Yes	6	12
Mr Masanori Uzawa	Non-Independent Non-Executive	4	Yes	--	--

* Audit Committee, Stakeholders Relationship Committee, Nomination and Remuneration Committee and Corporate Social Responsibility Committee of companies incorporated in India.

Note: Directorship in other companies includes following Listed Companies:

Name of Directors	Name of Listed Company in which directorship held
Mr Ninad D Gupte	Transpek Industry Limited (Independent Director)
Mrs Preeti Mehta	AMJ Holdings Limited (Independent Director)

CORPORATE GOVERNANCE REPORT (Contd.)

The Company held 4 meetings of its Board of Directors during the year on the following dates:

27 May 2022	09 August 2022	28 October 2022	03 February 2023
-------------	----------------	-----------------	------------------

In the opinion of the Board of Directors, Dr Mukul G Asher, Mr B V Bhargava and Mrs Preeti Mehta, the Independent Directors of the Company, are independent of the Company's management and fulfill the conditions laid down for independence by the Companies Act, 2013 and SEBI (Listing Obligations and Disclosure Requirements) Regulations, 2015. None of the Directors of the Company is related to any other Director.

Except Mr Ninad D Gupte, who holds 3060 shares, none of the Non-Executive Directors holds beneficial interest in shares of the Company as on 31 March 2023.

Particulars of Mr Masanori Uzawa, Non-Executive Director, who retires by rotation and being eligible for re-appointment, are as follows:

Name of the Director	Mr Masanori Uzawa
Date of Birth	03 September 1977
Date of Appointment	10 July 2020
Qualifications	Master's degree in Business Administration from University of Virginia, USA and a Bachelor's degree from the University of Tokyo in Japan
Expertise in specific functional areas	Strategy, planning and business development for crop protection and other chemical businesses
Experience	22 years
Other Indian companies in which directorship held	None
Other companies in which committee membership/chairmanship held	None
No. of shares held in the Company as on 31 March 2023	None
Relationship with other Directors and KMPs	None
Number of Board Meetings attended during the year 2022-23	4
Remuneration drawn in 2022-23	Nil
Remuneration and other terms and conditions of appointment	Mr Masanori Uzawa has instructed the Company not to pay him sitting fees for Board/Committee meetings and commission of Non-Executive Directors.

Mr Masanori Uzawa has not resigned as a director of any listed company in the past three years.

MEETING OF INDEPENDENT DIRECTORS

The Independent Directors held a Meeting on 21 March 2023 to discuss the following matters:

- Evaluation of the performance of Directors, Board and Chairman of the Company; and
- Evaluation of the quality, quantity, content and timelines of flow of information between the Management and the Board, for the Board to effectively and reasonably perform its duties.

All the three Independent Directors viz. Dr Mukul G Asher, Mr B V Bhargava and Mrs Preeti Mehta attended the meeting.

FAMILIARISATION PROGRAMME FOR INDEPENDENT DIRECTORS

Particulars of the Company's familiarisation programme for Independent Directors are disclosed on the Company's website www.sumichem.co.in

3. AUDIT COMMITTEE**Terms of reference and composition:**

The role of the Audit Committee is to supervise the Company's financial reporting process and disclosure of its financial information, to recommend the appointment of Statutory Auditors, Internal Auditors and Cost Auditors and fixing their remuneration and other terms of their appointment, review and monitor the auditors' independence and performance, to approve the appointment of the Chief Financial Officer, to review and discuss with the Auditors about the adequacy of internal control systems, the scope of audit including the observations of the Auditors, major accounting policies, practices and entries, compliances with Accounting Standards and SEBI (Listing Obligations and Disclosure Requirements) Regulations, 2015 and other legal requirements concerning financial statements, approval and subsequent review of related party transactions, to review the Company's internal financial controls and risk management policies, to review functioning of Whistle Blower Policy, to review Management

CORPORATE GOVERNANCE REPORT (Contd.)

Discussion and Analysis of financial conditions and results of operations, the financial statements of the Company's subsidiary and discuss with Internal Auditors any significant findings for follow-up thereon and to review with the Management the Quarterly and Annual Financial Statements before they are submitted to the Board of Directors, scrutiny of loans and investments, reviewing the adequacy of internal audit function and such other roles and functions as may be prescribed from time to time by the Companies Act, 2013 and SEBI (Listing Obligations and Disclosure Requirements) Regulations, 2015.

The Minutes of the Audit Committee Meetings are circulated to the Members of the Board, discussed and taken on record.

The Company has complied with the requirements of Section 177 of the Companies Act, 2013 and Regulation 18 of SEBI (Listing Obligations and Disclosure Requirements) Regulations, 2015 as regards the composition of the Audit Committee.

Details of the composition of the Audit Committee of the Company and the attendance by the Members at the Committee Meetings are summarised below:

Name of Director(s)	Category	No. of Meetings held	No. of Meetings attended
Mr B V Bhargava, Chairman	Independent, Non-Executive Director	4	4
Dr Mukul G Asher, Member	Independent, Non-Executive Director	4	4
Mr Tadashi Katayama, Member	Non-Independent, Non-Executive Director	4	3
Mrs Preeti Mehta, Member	Independent, Non-Executive Director	4	4

The Secretary of the Company acts as the Secretary to the Committee.

The Audit Committee met on the following dates during the last financial year:

27 May 2022	09 August 2022	28 October 2022	03 February 2023
-------------	----------------	-----------------	------------------

Audit Committee Meetings are attended by the Chief Financial Officer and senior finance and accounts executives, when required. The Statutory Auditors, Internal Auditors and Cost Auditors of the Company are invited to the Meetings for discussing their reports.

4. NOMINATION AND REMUNERATION COMMITTEE

Terms of reference and composition:

The Nomination and Remuneration Committee identifies persons who are qualified to become directors and who may be appointed in senior management position in accordance with the criteria laid down and recommend to the Board their appointment and removal.

The Nomination and Remuneration Committee formulates the criteria for determining qualifications, positive attributes and independence of a director and recommends to the Board a policy relating to the remuneration for the directors, key managerial personnel and other employees.

The Nomination and Remuneration Committee formulates criteria for evaluation of performance of Directors, Chairman of the Board, Committees of Directors and the Board and devises policy on Board diversity.

The other terms of reference of the Company's Nomination and Remuneration Committee are to determine and recommend to the Board and the members, remuneration payable to the Managing Director, Executive Director and Whole-time Director, to determine and advise the Board on the payment of their annual increments and annual performance bonus and to recommend to the Board, all remuneration, in whatever form, payable to senior management. The Committee also has such other roles and functions as may be prescribed from time to time by the Companies Act, 2013 and SEBI (Listing Obligations and Disclosure Requirements) Regulations, 2015.

The criteria for evaluation of performance of independent directors include, inter-alia, the following:

- independence from the Company, its management, other Directors and Promoters;
- professional qualifications, experience, expertise, knowledge, skill and competence in the area of his/her specialisation;
- knowledge and understanding about the Company, its business and industry segment and the risk areas; and
- high level of integrity and devotion of time and efforts for Board/Committee deliberations and the quality of contribution in the deliberations.

CORPORATE GOVERNANCE REPORT (Contd.)

Details of the composition of the Nomination and Remuneration Committee of the Company and the attendance by the Members at the Committee Meetings are as follows:

Name of Director(s)	No. of Meetings held	No. of Meetings attended
Mrs Preeti Mehta, Chairperson	2	2
Dr Mukul G Asher, Member	2	2
Mr B V Bhargava, Member	2	2
Mr Tadashi Katayama, Member	2	1

The Secretary of the Company acts as the Secretary to the Committee.

The Nomination and Remuneration Committee met on the following dates during the last financial year:

27 May 2022	03 February 2023
-------------	------------------

Remuneration of Directors:

The Company pays remuneration to the Managing Director, Executive Director and Whole-time Director by way of salary, annual performance bonus, perquisites and allowances. Salary is paid within the range as approved by the members. The Board, on the recommendations of the Nomination and Remuneration Committee, approves annual increments to the Managing Director, Executive Director and Whole-time Director.

If, in any financial year, the Company has no or inadequate profits as per the requirements of the Companies Act, 2013, the Company undertakes reasonable efforts and follows process to obtain

suitable approvals as may be required for payment of remuneration as stated hereinabove to the Managing Director, Executive Director and Whole-time Director.

Annual performance bonus is paid to the Managing Director, Executive Director and Whole-time Director (as per their terms of appointment) based on the specified criteria and is determined by the Board pursuant to the recommendation of the Nomination and Remuneration Committee who takes into account result of the performance of the individual in preceding fiscal year based on the specified evaluation norms.

The Non-Executive Directors are paid sitting fees for meetings of the Board of Directors and of Committees of Directors and commission not exceeding in the aggregate 1% of the net profits of the Company computed in the manner laid down by the Companies Act, 2013 in such proportion and manner as the Board may decide.

Given below are the details of remuneration of Directors for the financial year 2022-23:

(₹ in Million)

Director(s)	Sitting fees for Board/Committee Meetings	Salaries and other Perquisites	Commission	Total for the year
Dr Mukul G Asher	0.35	--	3.60	3.95
Mr Chetan Shah	--	80.04	--	80.04
Mr Sushil Marfatia	--	26.64	--	26.64
Mr B V Bhargava	0.30	--	3.60	3.90
Mr Hiroyoshi Mukai	--	--	--	--
Mr Ninad D Gupte	0.13	--	--	0.13
Mr Tadashi Katayama	--	--	--	--
Mrs Preeti Mehta	0.32	--	3.60	3.92
Mr Masanori Uzawa	--	--	--	--

Notes:

- The employment of the Managing Director and the Executive Director is contractual for a period of 1 year terminable by either party giving 90 days' notice.
- Mr Hiroyoshi Mukai, Mr Tadashi Katayama and Mr Masanori Uzawa have instructed the Company not to pay them sitting fees and Non-Executive Directors' commission.
- There were no other pecuniary relationship or transactions of the non-executive Directors with the Company except as stated above.

5. STAKEHOLDERS RELATIONSHIP COMMITTEE

Details of the composition of the Stakeholders Relationship Committee of the Company and the attendance by the Members at the Committee Meetings are summarised below:

Name of Director(s)	No. of Meetings held	No. of Meetings attended
Dr Mukul G Asher, Chairman	3	3
Mr Chetan Shah, Member	3	3
Mr Sushil Marfatia, Member	3	3

The Company Secretary and Compliance Officer acts as the Secretary to the Committee.

The Stakeholders Relationship Committee met on the following dates during the last financial year:

09 August 2022	28 October 2022	03 February 2023
----------------	-----------------	------------------

During the year, seven investor complaints were received and resolved. There were no unresolved complaints at the beginning and at the end of the year.

6. CORPORATE SOCIAL RESPONSIBILITY COMMITTEE

Details of the composition of the Corporate Social Responsibility Committee of the Company and the attendance by the Members at the Committee Meetings are summarised below:

Name of Director(s)	No. of Meetings held	No. of Meetings attended
Mr Chetan Shah, Chairman	1	1
Mr Sushil Marfatia, Member	1	1
Mr Ninad D Gupte, Member	1	1
Mrs Preeti Mehta, Member	1	1

During the last financial year, the Corporate Social Responsibility Committee met once on 09 August, 2022.

7. RISK MANAGEMENT COMMITTEE

The role of the Committee includes identification of enterprise and business risks (including cyber-security related risks and digital enablement), categorisation of risks, help devising mitigation measures and monitoring and periodically reviewing risks and mitigation measures and such other functions as may be specified by SEBI (Listing Obligations and

Disclosure Requirements), 2015, from time to time.

Details of the composition of the Risk Management Committee of the Company and the attendance by the Members at the Committee Meetings are summarised below:

Name of member	Designation	No. of Meetings held	No. of Meetings attended
Dr Mukul G Asher, Chairman of the Committee	Independent Director	2	2
Mr Chetan Shah	Managing Director	2	2
Mr Sushil Marfatia	Executive Director	2	2
Mr Ninad D Gupte	Non-Executive Director	2	1
Mrs Preeti Mehta	Independent Director	2	2
Mr Kunal Mittal	Senior VP (Planning and Coordination Office)	2	2
Mr V Gopalkrishnan	VP (Procurement)	2	2
Mr Anil Nawal	Chief Financial Officer	2	2

The Risk Management Committee met on the following dates during the financial year:

23 September 2022	20 March 2023
-------------------	---------------

CORPORATE GOVERNANCE REPORT (Contd.)

8. GENERAL MEETINGS

Location and time of the last three Annual General Meetings:

Year	Location	Day/Date	Time	No. of Special Resolutions
2019-20	Not applicable as the Annual General Meeting was held through Video Conferencing ("VC") / Other Audio Visual Means ("OAVM")	Thursday, 10 September 2020	02.30 P.M.	Nil
2020-21	Not applicable as the Annual General Meeting was held through Video Conferencing ("VC") / Other Audio Visual Means ("OAVM")	Friday, 30 July 2021	02.30 P. M.	2
2021-22	Not applicable as the Annual General Meeting was held through Video Conferencing ("VC") / Other Audio Visual Means ("OAVM")	Friday, 29 July 2022	02.30 P. M.	2

No Special Resolution was passed last year through postal ballot process.

None of the Resolutions proposed to be passed at the ensuing Annual General Meeting to be held on 28 July 2023 is required or proposed to be passed through postal ballot process.

9. DISCLOSURES

- **Statutory Compliance, Penalties and Strictures**

The Company has complied with the requirements of the Stock Exchanges/SEBI and other statutory authorities on all the matters related to capital markets. There are no penalties or strictures imposed on the Company by the Stock Exchanges or SEBI or other statutory authorities for the requirements related to capital markets.

- **Commodity Price/Forex Risks**

The Company carries commodity price risk and foreign exchange risk. Commodity price risk is addressed through close commodity price monitoring and appropriate procurement policies and strategies. Foreign exchange risk is addressed through forward contracts/options / imports denominated in Indian Rupees.

- **Whistle Blower Policy**

The Company has adopted a Vigil Mechanism/ Whistle Blower Policy. Any employee can approach Chairman of the Audit Committee with information/disclosure under the said Policy. No employee has been denied access to the Audit Committee as a part of such Mechanism/Policy.

- **Compliance with Corporate Governance Requirements**

The Company has complied with all the mandatory requirements of SEBI (Listing Obligations and Disclosure Requirements) Regulations, 2015.

The Company has complied with the following non-mandatory requirements specified in Schedule II Part E of SEBI (Listing Obligations and Disclosure Requirements) Regulations, 2015:

- The Chairman of the Board of Directors is a non-executive director not related to the Managing Director.
- The Internal Auditors directly report to the Audit Committee.
- The Company endeavours to ensure unmodified audit opinion on its financial statement.

- **Policy on 'Material' Subsidiaries**

The Company's policy for determining 'material' subsidiaries is disclosed on its website www.sumichem.co.in

- **Policy on Related Party Transactions**

The Company's policy on dealing with related party transactions is disclosed on its website www.sumichem.co.in

The Company has no materially significant related party transactions that may have potential conflict with the Company's interest at large.

- **Code of Conduct and Ethics**

The Company's Code of Conduct and Ethics is disclosed on its website www.sumichem.co.in

- **Terms and conditions of appointment of independent directors**

The terms and conditions of appointment of Independent Directors are disclosed on the Company's website www.sumichem.co.in

- **Dividend transferred to Investor Education & Protection Fund**

During 2022-23, the Company transferred a sum of ₹ 1.68 Million, being unclaimed/unpaid dividend pertaining to Excel Crop Care Limited, which amalgamated with the Company, relating to the financial year 2014-15, to Investor Education and Protection Fund pursuant to the provisions of the Companies Act, 2013 and rules thereunder.

- **Shares transferred to Investors Education and Protection Fund**

During 2022-23, the Company transferred 83,347 shares, in respect of which dividend was not claimed/paid for seven consecutive years, to Investor Education and Protection Fund, pursuant to the provisions of Companies Act, 2013 and rules made thereunder.

- **Dividend Distribution Policy**

The Company's Dividend Distribution Policy is disclosed on its website www.sumichem.co.in

The Policy seeks to balance members' need for a fair, reasonable and predictable return by way of dividend with the Company's funding needs and requirements for long term sustainable growth.

- **Accounting Standards**

The Company follows and adheres to the Accounting Standards applicable to it.

10. MEANS OF COMMUNICATION

- The Company publishes extracts of unaudited and audited financial results in Financial Express, an English newspaper having nationwide circulation and in Loksatta, a Marathi newspaper with wide circulation in Mumbai, where the Company's Registered Office is situated.
- The financial results, annual reports, presentations made to investors and analysts, press releases and other major events/developments / information concerning the Company are posted on the Company's website: www.sumichem.co.in. These are also submitted to BSE Limited and National Stock Exchange of India Limited for disclosure on their websites at www.bseindia.com and www.nseindia.com
- Management Discussion and Analysis forms part of the Annual Report.

11. GENERAL SHAREHOLDER INFORMATION

- **Annual General Meeting:**

The Twenty Third Annual General Meeting of the Company will be held on Friday, the 28 July 2023 at 2.30 pm.

- **Venue** : The Company is conducting the meeting through VC / OAVM pursuant to MCA and SEBI Circulars and as such there is no requirement to have a venue for the AGM. For details, please refer to the Notice of this AGM.
- **Financial Year** : 01 April – 31 March
- **Record Date for Dividend** : Friday, the 21 July 2023
- **Listing on Stock Exchanges** : (a) BSE Limited (BSE)
PJ Towers,
Dalal Street,
Mumbai – 400001.
(b) The National Stock Exchange of India Limited (NSE)
Exchange Plaza,
Bandra-Kurla Complex,
Bandra (East),
Mumbai – 400051.

Listing fees for the year 2023-24 have been paid to both the stock exchanges.

CORPORATE GOVERNANCE REPORT (Contd.)

• **Stock Codes (for shares):**

BSE Limited (BSE)	542920
The National Stock Exchange of India Limited (NSE)	SUMICHEM
Demat ISIN Number in NSDL and CDSL	INE258G01013

• **Volume of shares traded during 2022-23:**

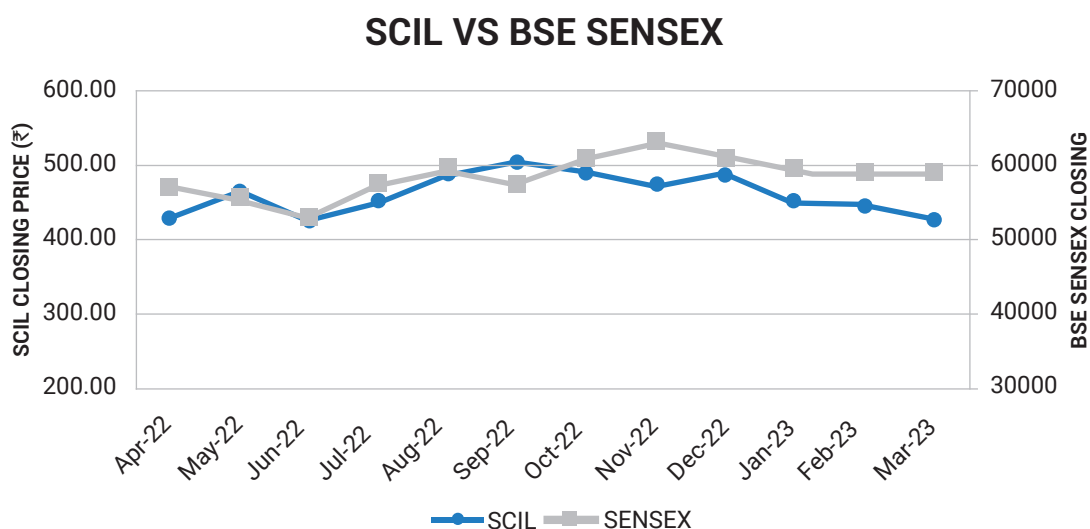
On BSE:	8,729,291
On NSE:	107,414,095

• **Market Price Data :**

	BSE		NSE	
	High	Low	High	Low
April-22	456.00	405.20	455.95	404.65
May-22	476.70	395.65	477.00	394.55
June-22	491.80	406.55	492.00	407.70
July-22	511.85	421.05	511.90	420.95
Aug-22	502.80	441.70	502.50	441.60
Sept-22	539.00	475.70	539.00	475.10
Oct-22	540.65	473.75	540.80	473.20
Nov-22	504.20	444.00	504.20	443.85
Dec-22	494.95	452.05	494.90	454.00
Jan-23	498.70	448.55	499.00	448.50
Feb-23	482.00	420.50	482.00	420.35
Mar-23	466.95	399.00	459.40	397.60

• **Share Price Movements:**

Share Price Movement for the period April, 2022 to March, 2023 of Sumitomo Chemical India Limited (SCIL) vs. BSE Sensex.



• **Market Capitalisation and Price-Earnings Ratio:**

		As on 31 March 2023
a.	Closing Price (BSE) (₹)	425.25
b.	Market Capitalisation (₹ in Million)	212,261.72
c.	Price-Earnings Ratio	42.15

CORPORATE GOVERNANCE REPORT (Contd.)

- **Share Related Functions/Activities:**

The share related functions and activities are carried out by the Company's Registrars and Transfer Agents – Link Intime India Private Limited having office at C 101, 247 Park, L B S Marg, Vikhroli West, Mumbai 400 083 (Tel.: 49186000).

- **Distribution of Shareholdings as on 31 March 2023:**

RANGE	NO. OF SHAREHOLDERS	PERCENTAGE	NO. OF SHARES	PERCENTAGE
1-500	133,169	91.55	7,369,847	1.48
501-1000	3,862	2.65	2,957,203	0.59
1001-2000	2,969	2.04	4,343,726	0.87
2001-3000	1,470	1.01	3,725,270	0.75
3001-4000	701	0.48	2,472,256	0.50
4001-5000	491	0.34	2,245,281	0.45
5001-10000	1,574	1.08	10,774,101	2.16
Above 10000	1,231	0.85	465,258,052	93.20
Total	145,467	100.00	499,145,736	100.00

- **Categories of Shareholders as on 31 March 2023:**

Category	No. of Shareholders	Voting Strength %	No. of Shares
Promoter and Promoter Group	8	75.00	374,359,302
Insurance Companies	3	1.94	9,694,307
Indian Banks and Mutual Funds	72	3.21	16,003,008
Domestic Companies	591	3.65	18,237,677
Clearing Members	42	---	13,898
Foreign Banks and Foreign Portfolio Investors	114	2.40	12,001,522
Non Resident Indians	2,674	0.54	2,692,667
IEPF	1	0.41	2,024,304
Resident Individuals, Hindu Undivided Families, Foreign Nationals, NBFCs, Trusts and Others	141,962	12.85	64,119,051
Total	145,467	100.00	499,145,736

- **Dematerialisation of Shares and Liquidity:**

99.48% of the Company's share capital is held in dematerialised form as on 31 March 2023. The Company's shares are regularly traded on the BSE Limited and National Stock Exchange of India Limited.

- **Equity Shares in the Demat Suspense Account:**

Details of unclaimed equity shares lying in the Company's Unclaimed Shares Suspense Account (in demat form) are given below:

Particulars	No. of Shareholders	No. of Equity Shares
Outstanding as on 01 April 2022	35	223,143
Shares remaining unclaimed were transferred to the Demat Suspense Account	118	343,916
Shares transferred to Investor Education and Protection Fund during the year	5	38,198
Shares transferred during the year to shareholders from the Suspense Account on receipt of valid request	7	26,415
Outstanding as on 31 March 2023.	141	502,446

The voting rights on the shares outstanding in the Suspense Account are frozen till such shares are claimed by their rightful owners.

CORPORATE GOVERNANCE REPORT (Contd.)

- Board skills, expertise and experience:**

The Board has determined the following skills, competence and expertise which the Board members should possess. Names of the Directors, who possess such skills etc. are mentioned against the respective skills, competence and experience:

Nature of skill, competence and experience	Name of the Directors
Industry experience/knowledge	Mr Chetan Shah, Mr Sushil Marfatia, Mr Tadashi Katayama, Mr Hiroyoshi Mukai, Mr Ninad D Gupte and Mr Masanori Uzawa
Sector knowledge/experience	Mr Chetan Shah, Mr Sushil Marfatia, Mr Tadashi Katayama, Mr Hiroyoshi Mukai, Mr Ninad D Gupte and Mr Masanori Uzawa
Experience and expertise in strategic thinking and planning	Dr Mukul G Asher, Mr Chetan Shah and Mr B V Bhargava
Knowledge and experience of international business	Mr Chetan Shah, Mr Tadashi Katayama, Mr Hiroyoshi Mukai and Mr Ninad D. Gupte
Finance and accounting knowledge and experience	Mr Sushil Marfatia and Mr B V Bhargava
Legal and Regulatory experience and knowledge	Mrs Preeti Mehta, Mr Chetan Shah and Mr Ninad D Gupte

- Credit Rating held by the Company:**

The Company continues to hold the 'CRISIL AA/Stable' Long Term Credit Rating assigned by CRISIL Limited to the Company's ₹ 2000 Million Bank Loan Facilities.

- Fees of the statutory auditors and their network entities:**

The details of fees for all services paid / payable by the Company and its subsidiaries, on a consolidated basis, to M/s SRBC & CO LLP, Statutory Auditors, and all the entities in the network firm/network entity of which the statutory auditors are a part, are as follows:

(₹ in Million)

Type of Service	2022-23	2021-22
Audit Fees (including fees for limited reviews)	5.80	5.10
Tax Audit Fees	0.70	0.60
Fees for other matters (certification)	0.60	0.60
Reimbursement of out-of-pocket expenses	0.43	0.06
Total	7.53	6.36

- Disclosure relating to Sexual Harassment of Women at Workplace (Prevention, Prohibition and Redressal) Act, 2013:**

During the year 2022-23, one complaint relating to sexual harassment was received and disposed of. There were no complaints pending at the beginning or end of the financial year.

- Certificate regarding Directors' disqualification:**

A certificate from M/s Saraf & Associates, Practicing Company Secretaries, to the effect that none of the Company's Directors has been debarred or disqualified from being appointed or continuing as Director of companies by SEBI/ Ministry of Corporate Affairs or any such statutory authority is annexed to this Report.

- Plant Locations:**

Factories:

- 6/2, Ruvapari Road, Bhavnagar-364005, Gujarat.
- Plot No. 205-209, Bhuj-Mundra Road, Near Kera Village, Taluka: Bhuj
Dist. Kutch, Gajod-370430, Gujarat
- Plot No. 60, B Nanji Industrial Estate, Athal Luhari Road, Kharadpada – 396235, Silvassa, Dadara and Nagar Haveli
- Plot No. C-5 /184-185, National Highway No. 8, Near GPCB Office, G.I.D.C, Vapi – 396 195, Gujarat.
- Plot No. T137, 138, 113 and 251, M.I.D.C., Tarapur, Boiser, Palghar, Thane – 401 506, Maharashtra.

CORPORATE GOVERNANCE REPORT (Contd.)

- **Address for Correspondence:**

Corporate Office:	Registered Office:
Sumitomo Chemical India Limited 13 & 14, Aradhana Industrial Development Corporation, Near Virwani Industrial Estate, Goregaon (East), Mumbai – 400 063 Tel: 022-42522200 Fax: 022-42522380	Sumitomo Chemical India Limited Building No.1, Ground Floor, Shant Manor Co-op Housing Society Limited Chakravarti Ashok 'X' Road, Kandivli (E) Mumbai – 400 101 Tel: 022-28866666

- **Address for Correspondence for share related work:**

M/s Link Intime India Private. Limited.
C 101, 247 Park,
L B S Marg, Vikhroli West,
Mumbai – 400 083
(Tel.: 022-49186000)

- **Email-id of the Compliance Officer and other officials for communicating investor complaints / grievances:**

investor.relations@sumichem.co.in

Declaration by the Managing Director on Compliance with the Code of Conduct Policy

As required by Regulation 26 of SEBI (Listing Obligations and Disclosure Requirements) Regulations, 2015, the Board members and senior management personnel have affirmed compliance with the Code of Conduct.

For Sumitomo Chemical India Limited

CHETAN SHAH
Managing Director
(DIN: 00488127)

Mumbai, 18 May 2023

CERTIFICATE OF COMPLIANCE WITH THE CORPORATE GOVERNANCE
[Pursuant to Regulation 34(3) read with paragraph E of Schedule V of SEBI
(Listing Obligations and Disclosure Requirements) Regulations, 2015]

To,

The Members

SUMITOMO CHEMICAL INDIA LIMITED

CIN: L24110MH2000PLC124224

Bldg No.1,GF,Shant Manor Co-op Housing Society Ltd

Chakravarti Ashok 'X' Road, Kandivli (E)

Mumbai Maharashtra 400101.

I have examined the compliance of the conditions of Corporate Governance by SUMITOMO CHEMICAL INDIA LIMITED (CIN - L24110MH2000PLC124224) ('the Company') as stipulated under Regulations 17 to 27, clauses (b) to (i) and (t) of sub-regulation (2) of Regulation 46 and paragraph C, D and E of Schedule V of the Securities and Exchange Board of India (Listing Obligations and Disclosure Requirements) Regulations, 2015 ("SEBI Listing Regulations") for the year ended on 31 March 2023.

The compliance of the conditions of Corporate Governance is the responsibility of the management of the Company including the preparation and maintenance of all relevant supporting records and documents. Our examination was limited to the review of procedures and implementation thereof, as adopted by the Company for ensuring compliance with conditions of Corporate Governance. It is neither an audit nor an expression of opinion on the financial statements of the Company.

In my opinion and to the best of my information and according to the explanations given to me, and the representations made by the management; I certify that the Company has complied with the conditions of Corporate Governance as stipulated in the SEBI Listing Regulations for the year ended on 31 March 2023.

I further state that such compliance is neither an assurance as to the future viability of the Company nor the efficiency or effectiveness with which the management has conducted the affairs of the Company.

For Saraf & Associates

Practising Company Secretaries

K.G. SARAF

Proprietor

FCS: 1596 | CP: 642

FRN. S1988MH004800

PR. 1003/2020

UDIN: F001596E000332861

Place: Mumbai

Date :18 May 2023

CERTIFICATE OF NON-DISQUALIFICATION OF DIRECTORS
(pursuant to Regulation 34(3) and Schedule V Para C clause (10)(i) of the SEBI
(Listing Obligations and Disclosure Requirements) Regulations, 2015)

To,

The Members,

SUMITOMO CHEMICAL INDIA LIMITED

CIN: L24110MH2000PLC124224

Bldg No.1,GF,Shant Manor Co-op Housing Society Limited

Chakravarti Ashok 'X' Road, Kandivli (E)

Mumbai Maharashtra 400101.

I have examined the relevant registers, records, forms, returns and disclosures received from the Directors of **SUMITOMO CHEMICAL INDIA LIMITED** having CIN : L24110MH2000PLC124224 and having registered office at Bldg No.1,GF,Shant Manor Co-op Housing Society Limited Chakravarti Ashok 'X' Road, Kandivli (E) Mumbai Maharashtra 400101 IN (hereinafter referred to as 'the Company'), produced before me by the Company for the purpose of issuing this Certificate, in accordance with Regulation 34(3) read with Schedule V Para C clause 10 (i) of the Securities Exchange Board of India (Listing Obligations and Disclosure Requirements) Regulations, 2015.

In my opinion and to the best of my information and according to the verifications (including Directors Identification Number (DIN) status at the portal www.mca.gov.in) as considered necessary and explanations furnished to me by the Company & its officers, I hereby certify that none of the Directors on the Board of the Company as stated below for the Financial Year ending on 31 March 2023 have been debarred or disqualified from being appointed or continuing as Directors of companies by the Securities and Exchange Board of India, Ministry of Corporate Affairs, or any such other Statutory Authority.

Sr. No.	Name of Director	DIN	Date of appointment in Company*
1.	Bhupendranath Bhargava	00001823	27 August 2019
2.	Ninad Dwarkanath Gupte	00027523	31 August 2019
3.	Mukul Govindji Asher	00047673	27 August 2019
4.	Chetan Shantilal Shah	00488127	01 September 2019
5.	Preeti Mehta	00727923	31 August 2019
6.	Sushil Champaklal Marfatia	07618601	07 October 2016
7.	Tadashi Katayama	07628973	31 August 2019
8.	Hiroyoshi Mukai	07835814	06 June 2017#
9.	Masanori Uzawa	08782828	10 July 2020

* the date of appointment is as per the MCA Portal.

Mr. Hiroyoshi Mukai resigned with effect from 31 March 2023

Ensuring the eligibility for the appointment / continuity of every Director on the Board is the responsibility of the management of the Company. My responsibility is to express an opinion on these based on our verification. This certificate is neither an assurance as to the future viability of the Company nor of the efficiency or effectiveness with which the management has conducted the affairs of the Company.

For Saraf & Associates
Practising Company Secretaries
K.G. SARAF
Proprietor
FCS: 1596 | CP: 642

FRN. S1988MH004800
PR. 1003/2020
UDIN: F001596E000332894

Place: Mumbai
Date :18 May 2023

BUSINESS RESPONSIBILITY & SUSTAINABILITY REPORT

[As per Regulation 34(2)(f) of the SEBI (Listing Obligations and Disclosure Requirements) Regulations, 2015]

SECTION A: GENERAL DISCLOSURES

I. Details of the listed entity

- | | | |
|----|--|--|
| 1 | Corporate Identity Number (CIN) of the listed entity | ➤ L24110MH2000PLC124224 |
| 2 | Name of the listed entity | ➤ SUMITOMO CHEMICAL INDIA LIMITED |
| 3 | Year of incorporation | ➤ 2000 |
| 4 | Registered office address | ➤ Bldg. No.1,GF,Shant Manor Co-op Housing Society Limited, Chakravarti Ashok 'X' Road, Kandivali (E) Mumbai- 400101 |
| 5 | Corporate address | ➤ 13&14, Aradhana Industrial Development Corporation, Near Virwani Industrial Estate, Goregaon (East) Mumbai- 400063 |
| 6 | E-mail | ➤ investor.relations@sumichem.co.in |
| 7 | Telephone | ➤ 022-42522200 |
| 8 | Website | ➤ www.sumichem.co.in |
| 9 | Financial year for which reporting is being done | ➤ 01 April 2022 to 31 March 2023 |
| 10 | Name of the Stock Exchange(s) where shares are listed | ➤ BSE Limited & National Stock Exchange of India Limited |
| 11 | Paid-up capital | ➤ ₹ 4,991.46 Million |
| 12 | Name and contact details (telephone, email address) of the person who may be contacted in case of any queries on the BRSR report | ➤ Name: Ms Deepika Trivedi, Company Secretary & Compliance Officer
Tel no: 022-42522315 |
| 13 | Reporting boundary- Are the disclosures under this report made on a standalone basis (i.e. only for the entity) or on a consolidated basis (i.e. for the entity and all the entities which form a part of its consolidated financial statements, taken together) | ➤ Standalone basis |

II. Products/services

14. Details of business activities (accounting for 90% of the turnover)

S. No.	Description of main activity	Description of business activity	% of turnover of the entity
1.	Manufacturing	Chemical and chemical products	93.0%

15. Products/services sold by the entity (accounting for 90% of the entity's turnover)

S. No.	Product/service	NIC Code	% of total turnover contributed
1.	Agri-inputs	2021	93.0%

III. Operations

16. Number of locations where plants and/or operations/offices of the entity are situated

Location	Number of plants	Number of offices	Total
National	5	7	12
International	Nil	2	2

17. Markets served by the entity:

a. Number of locations



b. What is the contribution of exports as a percentage of the total turnover of the entity?

25%

c. A brief on types of customers

The Company has about 15,000 direct customers located across the country.

Apart from the domestic customers the Company does have customers in different countries who import its products (branded and technical) for their markets.



The Company also supplies technical grade/bulk insecticides to the industry which further processes them technically into formulations or repacks the formulations.

Farmers are the end-users of the Company's products.



IV. Employees

18. Details as at the end of financial year

a. Employees and workers (including differently-abled)

Sr. No.	Particulars	Total (A)	Male		Female	
			No. (B)	% (B/A)	No. (C)	% (C/A)
 EMPLOYEES						
1.	Permanent (D)	1,355	1,303	96.0%	52	4.0%
2.	Other than permanent (E)	28	28	100.0%	--	--
3.	Total employees (D + E)	1,383	1,331	96.0%	52	4.0%
 WORKERS						
4.	Permanent (F)	287	287	100.0%	--	--
5.	Other than permanent (G)	482	482	100.0%	--	--
6.	Total workers (F + G)	769	769	100.0%	--	--

b. Differently-abled employees and workers

Sr. No	Particulars	Total (A)	Male		Female	
			No. (B)	% (B/A)	No. (C)	% (C/A)
 DIFFERENTLY-ABLED EMPLOYEES						
1.	Permanent (D)	7	6	86.0%	1	14.3%
2.	Other than permanent (E)	--	--	--	--	--
3.	Total differently-abled workers (F + G)	7	6	86.0%	1	14.3%
 DIFFERENTLY-ABLED WORKERS						
4.	Permanent (F)	6	6	100.0%	--	--
5.	Other than permanent (G)	--	--	--	--	--
6.	Total differently-abled workers (F + G)	6	6	100.0%	--	--

19. Participation/Inclusion/Representation of women

	Total (A)	No. and percentage of females	
		No. (B)	% (B/A)
Board of Directors	9	1	11.1%
Key Management Personnel*	4	--	--

*This includes, the Managing Director, Executive Director, Chief Financial Officer and Company Secretary.

20. Turnover rate for permanent employees and workers

(Disclose trends for the past 3 years)

	FY 2022-23 (Turnover rate in current FY)			FY 2021-22 (Turnover rate in previous FY)			FY 2020-21 (Turnover rate in the year prior to the previous FY)		
	Male	Female	Total	Male	Female	Total	Male	Female	Total
Permanent employees	27.22%	5.7%	26.38%	20.52%	11.11%	20.14%	11.92%	7.21%	11.72%
Permanent workers	3.15%	--	3.15%	3.45%	--	3.45%	2.77%	--	2.77%

V. Holding, subsidiary and associate companies (including joint ventures)

21. (a) Names of holding/subsidiary/associate companies/joint ventures




S. No.	Name of the holding/subsidiary/associate companies/joint ventures (A)	Indicate whether holding/subsidiary/associate/joint venture	% of shares held in/by listed entity	Does the entity indicated at column A, participate in the Business Responsibility initiatives of the listed entity? (Yes/No)
1.	Sumitomo Chemical Company, Limited, Japan	Holding	75.0%	No
2.	Excel Crop Care (Africa) Limited	Subsidiary	99.9%	No






VI. CSR Details

22. (i) Whether CSR is applicable as per section 135 of Companies Act, 2013: **Yes**
 (ii) Turnover (in ₹): ₹ 34,732.6 Million (on standalone basis)
 (iii) Net worth (in ₹): ₹ 23,799.1 Million (on standalone basis)

VII. Transparency and disclosures compliances




23. Complaints/grievances on any of the principles (Principles 1 to 9) under the National Guidelines on Responsible Business Conduct














Stakeholder group from whom complaint was received	Grievance redressal mechanism in place (Yes/No) (If yes, then provide a web-link to the grievance redress policy)	FY 2022-23			FY 2021-22		
		Number of complaints filed during the year	Number of complaints with pending resolution at the close of the year	Remarks	Number of complaints filed during the year	Number of complaints with pending resolution at the close of the year	Remarks
 Communities	Yes https://sumichem.co.in/contact.php	--	--	NA	--	--	NA
 Investors (other than shareholders)	Yes https://sumichem.co.in/contact.php	--	--	NA	--	--	NA
 Shareholders	Yes https://sumichem.co.in/investors-relations.php#Contacts	7	--	All the complaints were addressed	1	--	All the complaints were addressed





Stakeholder group from whom complaint was received	Grievance redressal mechanism in place (Yes/No) (If yes, then provide a web-link to the grievance redress policy)	FY 2022-23			FY 2021-22		
		Number of complaints filed during the year	Number of complaints with pending resolution at the close of the year	Remarks	Number of complaints filed during the year	Number of complaints with pending resolution at the close of the year	Remarks
 Employees  Workers	Yes (Available on the Company's intranet accessible to authorised persons)	1	--	The complaint has been settled in conciliation	--	--	NA
 Customers	Yes https://sumichem.co.in/contact.php	32	--	All the complaints were addressed	22	--	All the complaints were addressed
 Value chain partners	Yes https://sumichem.co.in/contact.php	--	--	--	--	--	--
 Other (please specify)	--	--	--	--	--	--	--

24. Overview of the entity's material responsible business conduct issues

Please indicate material responsible business conduct and sustainability issues pertaining to environmental and social matters that present a risk or an opportunity to your business, rationale for identifying the same, and approach to adapt or mitigate the risk along with its financial implications, as per the following format

Sr. No.	Material issue identified	Indicate whether risk or opportunity (R/O)	Rationale for identifying the risk/opportunity	In case of risk, approach to adapt or mitigate	Financial implications of the risk or opportunity (indicate positive or negative implications)
1.	 Occupational health and safety	 Risk  Opportunity	<p>Risk: Critical aspect for ensuring employee welfare. Non-compliance with appropriate safety standards can lead to high frequency of health and safety incidents.</p> <p>Opportunity: A Robust EHS management system with appropriate hazard identification, an implication plan and root cause analysis will showcase the Company's commitments towards employee safety, increased productivity and motivation.</p>	Implementation of a Company-wide robust EHS management system. Ensuring periodic internal and external audits. Training all employees and workers on safe working practices. Investigation of each reported case and preparation of a remedial plan.	Incidents involving occupational health & safety management system may cause a loss in workdays and further impact the productivity of operations. It can also demoralise employees and workers which can reduce motivation and the productivity.

Sr. No.	Material issue identified	Indicate whether risk or opportunity (R/O)	Rationale for identifying the risk/opportunity	In case of risk, approach to adapt or mitigate	Financial implications of the risk or opportunity (indicate positive or negative implications)
2.	 Consumer health and safety/ product stewardship	 Risk	Consumer safety is critical for gaining trust. Non-compliance regarding product information, labelling/ marketing and communications can have adverse effects.	Robust protocols for design, packaging and consumer safety at product development stages. Implementation of a Quality Management System (QMS), effective product recall management.	Any health and safety incident can reduce customer trust and adversely impact the demand for products. Non-compliance with product marketing and labelling can attract monetary fines/ punishments.
3	 Human rights	 Risk	Instances of human rights violations or non-compliance with statutory norms can have adverse financial and reputational implications.	Comprehensive policies and procedures are included in the Company's Code of Conduct.	The Company's reputation and relationships with its stakeholders can be adversely affected in case of any instances of non-compliance.
4	 Diversity and inclusion/ human resource development	 Opportunity	Fostering a culture that integrates diversity, inclusion, employee well-being, and training and development will attract and retain employees.	Awareness about diversity and inclusion policy by imparting training. Also, employee and worker skill development training programmes for improving mental well-being.	Investing in human capital leads to improved employee productivity, spurs innovation and attracts employees with similar organisational values.
5	 Energy and emissions management /waste management	 Opportunity  Risk	Opportunity: Enhancing and utilising green energy to reduce the carbon footprint of the organisation. Risk: Poor management can lead to non-compliance with legal requirements.	Transition towards greener options such as onsite solar and wind energy. Implementation of a robust waste management system incorporating initiatives that ensure hazardous waste management and responsible disposal to ensure adherence as per statutory law.	Increasing self-reliance on sustainable and green energy can reduce the Company's costs and attract investment opportunities. Non-compliance with regulatory norms on waste management can lead to fines and penalties and adversely affect the operating costs of the Company.
6	 Water stewardship	 Risk	The unavailability of surface water may adversely hamper operations.	Implementation of water recycling management to reduce fresh water consumption and preserve natural resources.	The shortage of water can slow down plant productivity. Incidents of non-compliance regarding wastewater can lead to monetary losses.
7	 Responsible supply chain	 Risk	Adverse events across the supply chain can hamper the Company's reputation as a responsible business entity.	Implementation of Supplier Responsible Sourcing Assessment (SRSA). Suppliers are assessed on Four ESG parameters (labour standards, health and safety, ethics and integrity and environment). In case of any deviation, the suppliers are asked to take the necessary corrective actions.	Any adverse instances in the supply chain can disrupt operations and the availability of products.

Sr. No.	Material issue identified	Indicate whether risk or opportunity (R/O)	Rationale for identifying the risk/opportunity	In case of risk, approach to adapt or mitigate	Financial implications of the risk or opportunity (indicate positive or negative implications)
8	 Social impact	 Opportunity	Aligning CSR initiatives with the needs of the community can create a positive impact which can unlock goodwill and social licence to operate.	The Company has undertaken several CSR initiatives, mentioned at www.sumichem.co.in . for the overall development of the community in the fields of preventive healthcare, promotion of education and conservation of natural resources.	Being a responsible corporate citizen, community upliftment is a critical aspect.
9	 Business ethics, governance and transparency	 Risk	Building a culture of integrity and transparency is linked to the fulfillment of mandates as well as strengthening relationships with stakeholders.	Development of a Code of Conduct, Development of policies, programmes and mechanisms for avoiding workplace discrimination, harassment and corruption, among others.	Any instances of unethical practices have the risk of tarnishing the Company's reputation and attracting fines/ penalties which can in turn affect business continuity.

SECTION B: MANAGEMENT AND PROCESS DISCLOSURES

This section is aimed at helping businesses demonstrate the structures, policies and processes put in place towards adopting the NGRBC Principles and Core Elements.

The National Guidelines on Responsible Business Conduct (NGRBC) released by the Ministry of Corporate Affairs has updated and adopted nine areas of Business Responsibility. These are briefly as under:

P1

Businesses should conduct and govern themselves with integrity and in a manner that is ethical, transparent and accountable

P2

Businesses should provide goods and services in a manner that is sustainable and safe

P3

Businesses should respect and promote the well-being of all employees, including those in their value chains

P4

Businesses should respect the interests of and be responsive to all its stakeholders

P5

Businesses should respect and promote human rights

P6

Businesses should respect and make efforts to protect and restore the environment

P7

Businesses, when engaging in influencing public and regulatory policy, should do so in a manner that is responsible and transparent

P8

Businesses should promote inclusive growth and equitable development

P9

Businesses should engage with and provide value to their consumers in a responsible manner

Disclosure Questions	P 1	P 2	P 3	P 4	P 5	P 6	P 7	P 8	P 9
Policy and management processes									
1. a. Whether your entity's policy/policies cover each principle and its core elements of the NGRBCs. (Yes/No)	Y	Y	Y	Y	Y	Y	Y	Y	Y
b. Has the policy been approved by the Board? (Yes/No) (See Note A below)	Y	Y	Y	Y	Y	Y	Y	Y	Y
c. Web-link of the policies, if available	Some policies like the Code of Conduct and Ethics for Directors and Senior Management Employees, the CSR Policy, and the Whistle Blower Policy, among others, are displayed on the Company's website (www.sumichem.co.in). Other policies are available on the intranet/in physical form with suitable access given to the concerned persons.								
2. Whether the entity has translated the policy into procedures. (Yes/No)	Y	Y	Y	Y	Y	Y	Y	Y	Y
3. Do the enlisted policies extend to your value chain partners? (Yes/No)	Y	Y	Y	Y	Y	Y	Y	Y	Y
4. Name of the national and international codes/certifications/labels/standards (e.g. Forest Stewardship Council, Fairtrade, Rainforest Alliance, Trustea) standards (e.g. SA 8000, OHSAS, ISO, BIS) adopted by your entity and mapped to each principle. (as referred to in Note B below)	-	(1,2)	(3)	(3)	(3)	(2)	(2)	(2)	(1,2,3)
5. Specific commitments, goals and targets set by the entity with defined timelines, if any.	-	-	-	-	-	-	-	-	-
6. Performance of the entity against the specific commitments, goals and targets alongwith reasons in case the same are not met.	The Company has set very high standards internally for all these areas. The performance and any exceptions are regularly reviewed by various functions and management and corrective actions are implemented.								
Governance, leadership and oversight									
7. Statement by the director responsible for the business responsibility report, highlighting ESG-related challenges, targets and achievements (listed entity has flexibility regarding the placement of this disclosure) - The Company is committed to integrating Environmental, Social and Governance (ESG) principles into its businesses which is central to improving the quality of life of the communities it serves.									
8. Details of the highest authority responsible for implementing and overseeing the Business Responsibility policy(ies).	Mr Sushil Marfatia, Executive Director								
9. Does the entity have a specified Committee of the Board/Director responsible for decision-making on sustainability-related issues? (Yes/No). If yes, provide details.	Mr Sushil Marfatia, Executive Director is authorised by the Board as the Director responsible for decision-making on sustainability-related issues. The policies are implemented by all functions and supervised by Mr Sushil Marfatia, Executive Director.								

Note A: The Policies have been approved by the Board wherever required by law, rules and regulations. Other policies are developed and approved internally by appropriate authorities and signed by MD/Functional Heads as required/appropriate.

Note B: ISO9001:2015 (1), ISO14001:2015 (2), ISO45001:2018 (3)

10. Details of Review of NGRBCs by the Company:

Subject for review	Indicate whether the review was undertaken by Director/Committee of the Board/Any other Committee									Frequency (Annually/half yearly/quarterly/any other – please specify)								
	P1	P2	P3	P4	P5	P6	P7	P8	P9	P1	P2	P3	P4	P5	P6	P7	P8	P9
Performance against the above policies and follow-up action	Y	Y	Y	Y	Y	Y	Y	Y	Y	Annually and additionally as and when required								
Compliance with statutory requirements of relevance to the principles, and, rectification of any non-compliances	Y	Y	Y	Y	Y	Y	Y	Y	Y	Quarterly								

11. Has the entity carried out an independent assessment/evaluation of the working of its policies by an external agency? (Yes/No). If yes, provide the name of the agency.

P1 >> P2 >> P3 >>
P4 >> P5 >> P6 >>
P7 >> P8 >> P9 >>

The Company has not engaged any services of any external agency for assessment/evaluation. However, the policies are reviewed internally at regular intervals from a best practice perspective as well as from a risk perspective by various departmental heads and business heads.

12 If the answer to question (1) above is 'No' i.e. not all Principles are covered by a policy, reasons to be stated
 Not applicable as all principles are covered by a policy.

SECTION C: PRINCIPLE-WISE PERFORMANCE DISCLOSURE

This section is aimed at helping entities demonstrate their performance in integrating the Principles and Core Elements with key processes and decisions. The information sought is categorised as 'Essential' and 'Leadership'. While the essential indicators are expected to be disclosed by every entity mandated to file this report, the leadership indicators may be voluntarily disclosed by entities that aspire to progress to a higher level in their quest to be socially, environmentally and ethically responsible.







PRINCIPLE 1

Businesses should conduct and govern themselves with integrity and in a manner that is Ethical, Transparent and Accountable.

Essential Indicators

1. Percentage coverage by training and awareness programmes on any of the Principles during the financial year

Segment	Total no of training and awareness programmes held	Topics/principals covered under the training and impact	% age of persons in respective category covered by the awareness programme
 Board of Directors	1	Code of conduct and Corporate Laws	100.0%
 Key Managerial Personnel	1	1. Code of conduct and its implementation (CoC). 2. Prevention of Sexual Harassment (POSH). 3. Anti-Corruption/Anti-Bribery (ACAB) policy.	100.0%
 Employees other than BOD & KMPs	4	1. Code of conduct and its implementation (CoC). 2. Prevention of Sexual Harassment (POSH). 3. Anti-Corruption/Anti-Bribery (ACAB) policy.	8.0%
 Workers	10	Prevention of Sexual Harassment (POSH)- class room training	-

2. Details of fines/penalties/punishment/award/compounding fees/settlement amount paid in proceedings (by the entity or by directors/KMPs) with regulators/law enforcement agencies/judicial institutions, in the financial year, in the following format (Note: the entity shall make disclosures on the basis of materiality as specified in Regulation 30 of SEBI (Listing Obligations and Disclosure Obligations) Regulations, 2015 and as disclosed on the entity's website):

Monetary					
	NGRBC principle	Name of the regulatory/enforcement agencies/judicial institutions	Amount (in ₹)	Brief of the case	Has an appeal been preferred (Yes/No)
Penalty/fine					
Settlement					
Compounding fee					
No material cases of fines/penalties/punishment/awards/compounding fees/settlement.					

Non-monetary				
	NGRBC principle	Name of the regulatory/enforcement agencies/judicial institutions	Brief of the case	Has an appeal been preferred (Yes/No)
Imprisonment				
Punishment		Nil		

3. Of the instances disclosed in Question 2 above, details of the appeal/revision preferred in cases where monetary or non-monetary action has been appealed.

Case details	Name of the regulatory/enforcement agencies/judicial institutions
	Not applicable

4. Does the entity have an anti-corruption or anti-bribery policy? If yes, provide details in brief and if available, provide a web-link to the policy.

- Yes, the Company does have Anti-bribery & Anti-corruption policies. These Policies provide for and prohibit offering or promising, directly or indirectly, payment of bribes (including cash, gift, certificates, favours, services or promises to do or not to do anything). These policies also provide for and prohibit acceptance of bribes by the Company's directors, officers and employees. The Company also has an Entertainment and Gifting Policy with a view to strengthening and enforcing an anti-bribery policy in effective manner. The Company's Anti-bribery Policy and Entertainment and Gifting Policy are posted on its intranet with access available to its employees using a login and password.

5. Number of Directors/KMPs/employees/workers against whom disciplinary action was taken by any law enforcement agency for the charges of bribery/corruption:

	2022-23 (Current Financial year)	2021-22 (Previous financial year)
Directors	Nil	Nil
KMP's	Nil	Nil
Employees	Nil	Nil
Workers	Nil	Nil

6. Details of complaints with regard to conflict of interest:

	FY 2022-23 (Current financial year)	FY 2021-22 (Previous financial year)
Number of complaints received in relation to issues of Conflict of Interest of the Directors	Nil	Nil
Number of complaints received in relation to issues of Conflict of Interest of the KMPS	Nil	Nil

7. Provide details of any corrective action taken or underway on issues related to fines/penalties/action taken by regulators/law enforcement agencies/judicial institutions, on cases of corruption and conflicts of interest.

- None

Leadership Indicators

1. Awareness programmes conducted for value chain partners on any of the Principles during the financial year:

Total number of awareness programs held	Principles covered	Value chain partners covered (by value of business done with such partners)
1	1,2,6	180 local vendors accounting for 45% of purchases

2. Does the entity have processes in place to avoid/manage conflict of interests involving members of the Board? (Yes/No) If Yes, provide details of the same.

- Yes, every Director of the Company discloses his/her concern or interest in other companies, bodies corporate, firms or other associations of individuals and any change therein, annually or upon any change, which includes the shareholding. Further, a declaration is also taken annually from the Directors under the Code of Conduct confirming that they will always act in the interest of the Company and ensure that any other business or personal association that they may have, does not involve any conflict of interest with the operations of the Company. The Senior Management also affirms annually that they have not entered into any material, financial and commercial transactions, which may have a potential conflict with the interests of the Company at large. In the Meetings of the Board, the Directors abstain from participating in the discussion and voting on businesses in which they are concerned or interested. For identifying and tracking conflicts of interest involving the Directors/KMPs of the Company, the Corporate Secretarial team maintains a database of the Directors and the entities in which they are interested. This list is shared with the Finance Department which flags the parties in their system for monitoring and tracking transaction(s) entered by the Company with such related parties.



All related party transactions are approved by the audit committee. The audit committee reviews related party transactions on a quarterly basis. Approval of shareholders is obtained through resolution for related party transactions when the amount of such transactions with a particular related party exceeds 10% of the turnover. The concerned related party as well as all other related parties are debarred from voting in favour of such a resolution.

PRINCIPLE 2

Businesses should provide goods and services in a manner that is sustainable and safe

Essential Indicators

1. Percentage of R&D and capital expenditure (capex) investments in specific technologies to improve the environmental and social impacts of product and processes to total R&D and capex investments made by the entity, respectively.

	FY 2022-23	FY 2021-22	Details of improvements in environmental and social impacts
 R&D	100.0%	100.0%	All R&D investments are focussed on sustainable technologies and green chemistry development to improve efficiency and mitigate environmental & social hazards. Finding greener alternatives, making user-friendly formulations and also products for the agro-chemical industry.
 Capex	19.0%	10.0%	Projects for conservation of natural resources, pollution control, safety for employees & the community, and encouraging the use of green energy for sustainable growth.

2. a. Does the entity have procedures in place for sustainable sourcing (Yes/No)
 - Yes
- b. If yes, what percentage of inputs were sourced sustainably?
 - The Company inculcates the principles of sustainable sourcing throughout the lifecycle of its products including the procurement of raw materials and their transportation to designated plant locations. Consequently during 2022-23, over 90.0% of the raw material sourcing was carried out in a sustainable manner.
3. **Describe the processes in place to safely reclaim your products for reusing, recycling and disposing at the end of life, for (a) Plastics (including packaging) (b) E-waste (c) Hazardous waste and (d) other waste.**
 - (a) Plastics (including packaging): The post-use plastic waste recycling is done in compliance with the Plastic Waste rules of Gujarat by the GPCB for Bhavnagar, Gajod & Vapi plants. The Company is registered as an EPR. The annual return is submitted to GPCB/CPCB boards.
 - (b) E-waste: E-waste is disposed of to registered vendors under sub-rule (3) of rule no.13, The E-waste (Management) Rules, 2016.
 - (c) Hazardous waste: Hazardous waste is disposed of at state pollution control board approved sites for landfill and incineration and periodical returns are submitted to the authorities.
 - (d) other waste: Not applicable.
4. **Whether Extended Producer Responsibility (EPR) is applicable to the entity's activities (Yes/No). If yes, whether the waste collection plan is in line with the Extended Producer Responsibility (EPR) plan submitted to Pollution Control Boards? If not, provide steps taken to address the same.**
 - The EPR is applicable to the Company's activities. The waste collection plan is in line with the EPR plan and same is submitted to GPCB/CPCB as per the Plastic Waste Management Rules.

Leadership Indicators

1. **Has the entity conducted Life Cycle Perspective/Assessments (LCA) for any of its products (for manufacturing industry) or for its services (for service industry)? If yes, provide details in the following format?**



NIC Code	Name of product/ service	% of total turnover contributed	Boundary for which the Life Cycle Perspective/ Assessment was conducted	Whether conducted by an independent external agency (Yes/No)	Results communicated in the public domain (Yes/No) If yes, provide the web-link
2022	Agrochemical inputs	All input quantification is done to maximise yield & is closely monitored. An environmental aspect impact assessment is done for manufacturing operations.	Gate to gate	No	No







2. If there are any significant social or environmental concerns and/or risks arising from production or disposal of your products/services, as identified in the Life Cycle Perspective/Assessments (LCA) or through any other means, briefly describe the same along-with action taken to mitigate the same.

Name of the Product/Service	Description of the risk/concern	Action taken
Not applicable		

3. Percentage of recycled or reused input material to total material (by value) used in production (for manufacturing industry) or providing services (for service industry).

Indicate Input Material	Recycled or reused input material to total material	
	FY 2022-23	FY 2021-22
 Recycle water	56.0%	70.0%
 Energy (wind/solar)	29.0%	26.0%

4. Of the products and packaging reclaimed at end of life of products, amount (in metric tonnes) reused, recycled, and safely disposed, as per the following format:

	FY 2022-23			FY 2021-22		
	Reused	Recycle	Safely disposed	Reused	Recycle	Safely disposed
 Plastics (including packaging)	0	2,209	400	0	1,099	143
 E-waste	0	1.35	0	0	0.66	0
 Hazardous waste	4,081	1,649	8,961	3,664	1,606	9,446
 Other waste (Boiler ash)	0	0	2,370	0	0	1,821

5. Reclaimed products and their packaging materials (as percentage of products sold) for each product category.

- Damaged material comes to the depots and is disposed of as is, where is, basis through contracting process. The quantum of such material is almost negligible.









PRINCIPLE 3







Businesses should respect and promote the well-being of all employees, including those in their value chains.

Essential Indicators





1. a. Details of measures for the well-being of employees

Category	Total (A)	% of employees covered by									
		Health insurance		Accident insurance		Maternity benefits		Paternity benefits		Day care facilities	
		Number (B)	% (B/A)	Number (C)	% (C/A)	Number (D)	% (D/A)	Number (E)	% (E/A)	Number (F)	% (F/A)
Permanent employees											
 Male	1,303	1,303	100.0%	1,303	100.0%	--	--	--	--	--	--
 Female	52	52	100.0%	52	100.0%	52	100.0%	--	--	--	--
 Total	1,355	1,355	100.0%	1,355	100.0%	--	--	--	--	--	--
Other than permanent employees											
 Male	28	28	100.0%	28	100.0%	--	--	--	--	--	--
 Female	--	--	--	--	--	--	--	--	--	--	--
 Total	28	28	100.0%	28	100.0%	--	--	--	--	--	--

b. Details of measures for the well-being of workers

Category	Total (A)	% of workers covered by									
		Health insurance		Accident insurance		Maternity benefits		Paternity benefits		Day care facilities	
		Number (B)	% (B/A)	Number (C)	% (C/A)	Number (D)	% (D/A)	Number (E)	% (E/A)	Number (F)	% (F/A)
Permanent workers											
 Male	287	287	100.0%	287	100.0%	--	--	--	--	--	--
 Female	--	--	--	--	--	--	--	--	--	--	--
 Total	287	287	100.0%	287	100.0%	--	--	--	--	--	--
Other than permanent workers											
 Male	482	482	100.0%	482	100.0%	--	--	--	--	--	--
 Female	--	--	--	--	--	--	--	--	--	--	--
 Total	482	482	100.0%	482	100.0%	--	--	--	--	--	--

2. Details of retirement benefits, for current FY and previous financial year

Benefits	FY 2022-23			FY 2021-22		
	No. of employees covered as a % of total employees	No. of workers covered as a % of total workers	Deducted and deposited with authority (Y/N/N.A.)	No. of employees covered as a % of total employees	No. of workers covered as a % of total workers	Deducted and deposited with authority (Y/N/N.A.)
 PF	100.0%	100.0%	Yes	100.0%	100.0%	Yes
 Gratuity	100.0%	100.0%	Yes	100.0%	100.0%	Yes
 ESI	100.0%	100.0%	Yes	100.0%	100.0%	Yes
 Others : Superannuation Scheme/ National Pension Scheme	29.0%	NA	Yes	29.0%	NA	Yes

3. Accessibility of workplaces




Are the premises/offices of the entity accessible to differently-abled employees and workers, as per the requirements of the Rights of Persons with Disabilities Act, 2016? If not, whether any steps are being taken by the entity in this regard.

- Few of the Company's sites including the office are disabled-friendly.

4. Does the entity have an equal opportunity policy as per the Rights of Persons with Disabilities Act, 2016? If so, provide a web-link to the policy.

- Yes





5. Return to work and retention rates of permanent employees and workers that took parental leave.

Gender	Permanent employees		Permanent workers	
	Return to work rate	Retention rate	Return to work rate	Retention rate
 Male	100.0%	100.0%	--	--
 Female	100.0%	100.0%	--	--
 Total	100.0%	100.0%	--	--









6. Is there a mechanism available to receive and redress grievances for the following categories of employees and worker? If yes, give details of the mechanism in brief.









Yes/No (If yes, then give details of the mechanism in brief)

Category	Yes/No (If yes, then give details of the mechanism in brief)
 Permanent workers	<p>The Company has established a grievance mechanism to create a fair and efficient platform for addressing the grievances of employees and workers.</p> <p>Grievances are received verbally (in person), by telephone, emails, and letters, among others, by the Human Resources & General Affairs Division. Grievances are investigated by HR & the concerned function/dept. If grievances are genuine, corrective action is taken and feedback is given to the concerned employee.</p> <p>The complaint/grievance redressal happens as per the necessary guidelines.</p> <p>Compliance Committee/POSH Committee/Speak UP Policy/ Works Committee/Whistle Blower Policy/Union Committee</p>
 Other than permanent workers	
 Permanent employees	
 Other than permanent employees	









7. Membership of employees and workers in association(s) or Unions recognised by the listed entity:

Category	FY 2022-23			FY 2021-22		
	Total employees/workers in the respective category	No. of employees/workers in the respective category who are part of association(s) or Union (B)	% (B/A)	Total employees/workers in the respective category	No. of employees/workers in the respective category who are part of association(s) or Union(D)	% (D/C)
 Total permanent employees						
 Male	1,303	171	13.1%	1,276	177	13.9%
 Female	52	5	9.6%	53	5	9.4%
 Total permanent workers						
 Male	287	183	63.8%	285	184	64.6%
 Female	--	--	--	--	--	--

8. Details of training given to employees and workers:

Category	FY 2022-23					FY 2021-22				
	Total (A)	On health and safety measures		On skill upgradation		Total (D)	On health and safety measures		On skill upgradation	
		No. (B)	% (B/A)	No. (C)	% (C/A)		No. (E)	% (E/D)	No. (F)	% (F/D)
 Employees										
 Male	1,303	1,284	99.0%	1101	84.5%	1,276	1,275	100.0%	1125	88.2%
 Female	52	48	92.0%	30	57.7%	53	51	88.7%	12	22.6%
 Total	1,355	1,332	98.0%	1,131	83.5%	1,329	1,326	100.0%	1137	85.6%
 Workers										
 Male	287	287	100.0%	--	--	325	325	--	--	--
 Female	--	--	--	--	--	--	--	--	--	--
 Total	287	287	100.0%	--	--	325	325	--	--	--

9. Details of performance and career development reviews of employees and workers:

Category	FY 2022-23			FY 2021-22		
	Total (A)	No. (B)	% (B/A)	Total (C)	No. (D)	% (D/C)
 Employees						
 Male	1,303	1,068	85.6%	1,276	1,060	83.1%
 Female	52	47	90.4%	53	47	88.7%
 Total	1,355	1,115	82.0%	1,329	1,107	83.3%
 Workers						
 Male	287	--	--	285	--	--
 Female	--	--	--	--	--	--
 Total	287	--	--	285	--	--

10. Health and safety management system:

a. Whether an occupational health and safety management system has been implemented by the entity? (Yes/No). If yes, the coverage such system?

- Yes, the Occupational Health & Safety Management system covers activities across all manufacturing locations, offices, R&D laboratories, and supply chain management and ensures the protection of the environment, health & safety of its employees, contractors, visitors and all other relevant stakeholders.

b) What are the processes used to identify work-related hazards and assess risks on a routine and non-routine basis by the entity?

- The Company has a process for Risk Management that is essential for preventing incidents, injuries, occupational diseases, emergency control & prevention and business continuity. Considering the hazards associated with operations and hazardous chemicals used, the Company has deployed a structured Hazard Assessment, Risk Assessment and Management Process, which is regularly reviewed, and mitigation plans are put in place for high-risk areas.
- **HAZOP:** Hazard & operability study is conducted for all processes before startup of process and reviewed regularly.
- **HIRA:** Hazard identification and risk assessment are conducted for each function.
- **PSSR:** A pre-startup safety review is conducted after major modifications or shut downs in the plant.
- **PSR:** A plant safety review is conducted for any process or equipment change.
- **Permit system:** To mitigate risk in non-routine work several types of permits are issued as per the work requirements i.e., work, hot work, entry-confined space, LOTO, work at and height, among others.
- **Job safety analysis:** JSA is done before issuing permits to the concern function.
- **Safety toolbox talk:** A tool box talk is conducted before issuing the work permits on different safety topics.
- **UA/UC:** Unsafe acts and unsafe conditions are reported, and actions/safety talk imparted to concern.
- **Near miss reporting & investigation:** Near miss reporting & investigation done and corrective action plan horizontal deployment done.

c) Whether you have processes for workers to report the work-related hazards and to remove themselves from such risks. (Y/N)









d) Do the employees/worker of the entity have access to non-occupational medical and healthcare services? (Yes/No)

Yes, all employees/workers are covered under the Health Insurance Scheme.

11. Details of safety related incidents, in the following format:



Safety Incident/Number	Category	FY 2022-23	FY 2021-22
Lost Time Injury Frequency Rate (LTIFR) (per one million person-hours worked)	 Employees	--	--
	 Workers	--	--

Safety Incident/Number	Category	FY 2022-23	FY 2021-22
Total recordable work-related injuries	 Employees	--	--
	 Workers	--	--
No. of fatalities	 Employees	--	--
	 Workers	--	--
High-consequence work-related injury or ill-health (excluding fatalities)	 Employees	--	--
	 Workers	--	--

12. Describe the measures taken by the entity to ensure a safe and healthy work place.

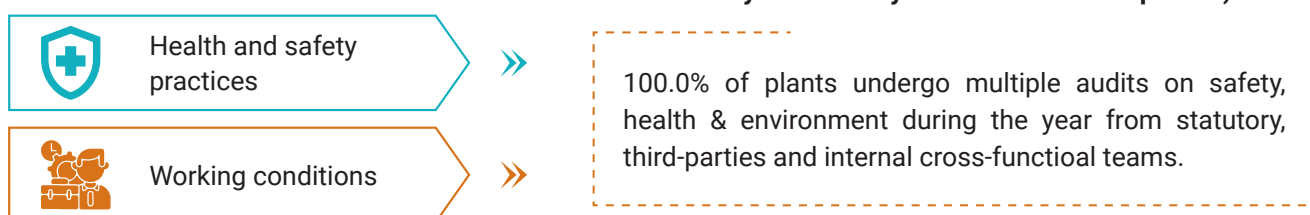
- In addition to the measures described in paragraph 10 above, safety induction training, refresher training and safety and ISO audits are conducted regularly.

13. Number of Complaints on the following made by employees and workers:

Category	FY 2022-23			FY 2021-22		
	Filed during the year	Pending resolution at the end of the year	Remarks	Filed during the year	Pending resolution at the end of the year	Remarks
 Working conditions	Nil	Nil	-	Nil	Nil	-
 Health & safety	Nil	Nil	-	Nil	Nil	-

14. Assessments for the year:

% of your plants and offices that were assessed (by entity or statutory authorities or third parties)



15. Provide details of any corrective action taken or underway to address safety-related incidents (if any) and on significant risks/concerns arising from assessments of health & safety practices and working conditions.

Issues raised during the audits are duly addressed.

For health & safety-related incidents a root cause analysis is done by the team which is monitored and reviewed. Corrective measures based on the root cause analysis are taken. It is then shared with all the manufacturing locations for assessment and horizontal deployment.

Leadership Indicators

1. Does the entity extend any life insurance or any compensatory package in the event of the death of (A) Employees (Y/N) (B) Workers (Y/N).

(A) Employees

- Yes



(B) Workers

- Yes

2. Provide the measures undertaken by the entity to ensure that statutory dues have been deducted and deposited by the value chain partners.

- The Company regularly monitors and ensures the remittance of statutory dues deducted and deposited by the contractors as a part of processing their bills and by conducting periodic audits.

3. Provide the number of employees/workers having suffered high consequence work-related injury/ill-health/fatalities (as reported in Q11 of Essential Indicators above), who have been are rehabilitated and placed in suitable employment or whose family members have been placed in suitable employment:

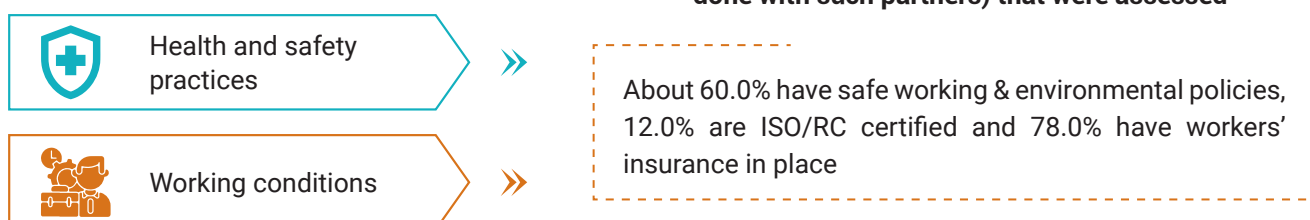
	Total no. of affected employees/workers		No. of employees/workers that are rehabilitated and placed in suitable employment or whose family members have been placed in suitable employment	
	FY 2022-23	FY 2021-22	FY 2022-23	FY 2021-22
 Employees	--	--	--	--
 Workers	--	--	--	--

4. Does the entity provide transition assistance programmes to facilitate continued employability and the management of career endings resulting from retirement or termination of employment? (Yes/No)

- The Company provides opportunities for engagement on specific projects/assignments across the organisation.

5. Details on assessment of value chain partners:

% of value chain partners (by value of business done with such partners) that were assessed



6. Provide details of any corrective actions taken or underway to address significant risks/concerns arising from assessments of health and safety practices and working conditions of value chain partners.

- The Company has not seen any significant risk/concern in the health & safety practices and working conditions of its value chain partners. As a proactive measure for improvement, the Company plans to conduct awareness programmes in these areas for its value chain partners.

PRINCIPLE 4






Businesses should respect the interests of and be responsive to all their stakeholders.

Essential Indicators

1. Describe the processes for identifying key stakeholder groups of the entity.

- Internal and external groups of stakeholders have been identified. Presently, the given stakeholder groups have an immediate impact on the operations and workings of the Company. This includes employees, shareholders, customers, communities, suppliers, partners and vendors.

2. List stakeholder groups identified as key for your entity and the frequency of engagement with each stakeholder group.

Stakeholder group	Whether identified as vulnerable & marginalised group (Yes/No)	Channels of communication	Frequency of engagement (Annually/half yearly/quarterly/others – please specify)	Purpose and scope of engagement, including key topics and concerns raised during such engagement
 Shareholders	No	Email, website & advertisement in newspapers	Quarterly	Share price appreciation, dividends, profitability and financial stability, robust ESG practices, climate change risks, cyber risks, growth prospects
 Employees	No	Email, notice board, internal magazines, and intranet among others	Need-based	--
 Customers/ consumers	No	Email, newspaper, pamphlets, advertisements, community meetings and website, among others	Need-based	--
 Suppliers/ partners	No	Periodic vendor visits, physical & virtual meetings, email, phone calls	Meetings at least twice a year	Supply sustainability, market conditions, significant risk factors, material quality, and best practices in industry
 Communities	Yes	Email, SMS, newspaper, pamphlets, advertisements, community meetings, and website, among others	Need-based	--

Leadership Indicators

1. Provide the processes for consultation between stakeholders and the Board on economic, environmental, and social topics or if consultation is delegated, how is feedback from such consultations provided to the Board.

The Management regularly interacts with key stakeholders i.e. investors, customers, suppliers, employees, etc. The Company has focussed on this aspect through its various policies (Environment, Health, Safety and Responsible Care) policy and updates its progress periodically.

2. Whether stakeholder consultation is used to support identifying and managing environmental and social topics (Yes/No). If so, provide details of instances as to how the inputs received from stakeholders on these topics were incorporated into policies and activities of the entity.

- Not applicable. Inputs from employees are considered for evolving/amending employee-related policies. Inputs from customers and consumers are considered for improving product packaging and consumer awareness programmes. Community inputs are considered for CSR policies and programmes.

3. Provide details of instances of engagement with, and actions taken to, address the concerns of vulnerable/marginalised stakeholder groups.

The Company’s manufacturing sites are surrounded by disadvantaged, vulnerable and marginalised communities with poor socio-economic indicators. The Company’s structured and planned affirmative action strategies are focussed on education, health, employability, employment and entrepreneurship, women’s empowerment, and rural/integrated village development, which exhibits the Company’s commitment to sustain the communities it serves.

PRINCIPLE 5

Businesses should provide goods and services in a manner that is sustainable and safe

Essential Indicators





1. Employees and workers who have been provided training on human rights issues and policy(ies) of the entity in the following format

Category	FY 2022-23			FY 2021-22		
	Total (A)	No. of employees/workers covered (B)	% (B/A)	Total (C)	No. of employees/workers covered (D)	% (D/C)
Employees						
Permanent	1,355	1,355	100.0%	1,329	1,329	100.0%
Other than permanent	28	28	100.0%	42	42	100.0%
Total employees	1,383	1,383	100.0%	1,371	1,371	100.0%
Workers						
Permanent	287	287	100.0%	285	285	100.0%
Other than permanent	482	482	100.0%	522	522	100.0%
Total workers	769	769	100.0%	807	807	100.0%

2. Details of minimum wages paid to employees and workers in the following format:

Category	FY 2022-23					FY2021-22				
	Total (A)	Equal to minimum wage		More than minimum wage		Total (D)	Equal to minimum wage		More than minimum wage	
		No. (B)	% (B/A)	No. (C)	% (C/A)		No. (E)	% (E/D)	No. (F)	% (F/D)
Employees										
Permanent										
Male	1,303	-	-	1,303	100.0%	1,276	-	-	1,276	100.0%
Female	52	-	-	52	100.0%	53	-	-	53	100.0%
Other than permanent										
Male	N.A.	N.A.	N.A.	N.A.	N.A.	N.A.	N.A.	N.A.	N.A.	N.A.
Female	N.A.	N.A.	N.A.	N.A.	N.A.	N.A.	N.A.	N.A.	N.A.	N.A.
Workers										
Permanent										
Male	287	-	-	287	100.0%	285	-	-	285	100.0%
Female	-	-	-	-	-	-	-	-	-	-
Other than permanent										
Male	452	-	-	452	100.0%	482	-	-	482	100.0%
Female	-	-	-	-	-	-	-	-	-	-

3. Details of remuneration/salary/wages, in the following format:

	Male		Female	
	Number	Median remuneration/salary/wages of the respective category (₹ in Million)	Number	Median remuneration/salary/wages of the respective category (₹ in Million)
 Board of Directors (BoD)	9	1.47	1	2.77
 Key Managerial Personnel	4	15.01	--	--
 Employees other than BoD and KMP	1,299	0.69	52	0.94
 Workers	287	0.44	--	--







4. Do you have a focal point (Individual/Committee) responsible for addressing human rights impacts or issues caused or contributed to by the business? (Yes/No)

Yes

5. Describe the internal mechanisms in place to redress grievances related to human rights issues.

The Company has Equal Opportunity policy, Code of Ethics & Anti-Bribery policies, a POSH policy, and a Whistle Blower policy, under which there are various committees like the Compliance Committee, the internal Complaint Committee, and the Speak-up Committee, among others, wherein the mechanisms are in place to redress the grievances related to human rights.

6. Number of Complaints on the following made by employees and workers:

Category	FY 2022-23			FY 2021-22		
	Filed during the year	Pending resolution at the end of the year	Remarks	Filed during the year	Pending resolution at the end of the year	Remarks
 Sexual harassment	1	-	Settled through conciliation	-	-	-
 Discrimination at workplace	-	-	-	-	-	-
 Child labour	-	-	-	-	-	-
 Forced labour/ involuntary labour	-	-	-	-	-	-
 Wages	-	-	-	-	-	-
 Other human rights-related issues	-	-	-	-	-	-





7. Mechanisms to prevent adverse consequences to the complainant in discrimination and harassment cases.

- As a part of its Code of Conduct, the Company prohibits all types of retaliation against individuals who report valid concerns, and any individuals found to be targeting such individuals will face disciplinary consequences.

8. Do human rights requirements form part of your business agreements and contracts? (Yes/No)



9. Assessments for the year:

	% of your plants and offices that were assessed (by the entity or statutory authorities or third-parties)
 Child labour	-
 Forced/involuntary labour	-
 Sexual harassment	-
 Discrimination at workplace	-
 Wages	100.0% by Auditors
 Others – please specify	-

10. Provide details of any corrective actions taken or underway to address significant risks/concerns arising from the assessments at Question 9 above.

- There were no audit concerns/assessments in the above areas.

Leadership Indicators

1. Details of a business process being modified/introduced as a result of addressing human rights grievances/complaints.

- No grievances/complaints about human rights violations have been recorded.



2. Details of the scope and coverage of any Human rights due-diligence conducted.


- The organisation is committed to promoting and upholding human rights principles and aligns with human rights policies. It conducts regular training programmes to raise awareness among employees regarding the human rights policy.

3. Is the premise/office of the entity accessible to differently-abled visitors, as per the requirements of the Rights of Persons with Disabilities Act, 2016?

- Few of the Company's sites including the corporate office are disabled-friendly.

4. Details on assessment of value chain partners:

	% of value chain partners (by value of business done with such partners) that were assessed
 Sexual harassment	A declaration of adherence to the Code of Conduct/ethics mentioned above is obtained from the value chain partners as part of their contracts/agreements/purchase orders. Their contracts are terminated in cases of non-adherence to the code of conduct.
 Discrimination at workplace	

	% of value chain partners (by value of business done with such partners) that were assessed
 Child labour	
 Forced labour/involuntary labour	
 Wages	
 Others – please specify	

5. Provide details of any corrective actions taken or underway to address significant risks/concerns arising from the assessments at Question 4 above.







- Not applicable

PRINCIPLE 6

Businesses should respect and make efforts to protect and restore the environment.

Essential Indicators

1. Details of total energy consumption (in joules or multiples) and energy intensity in the following format:

Parameter	FY 2022-23 (Gigajoules)	FY 2021-22 (Gigajoules)
 Total electricity consumption (A)	76,048	82,169
 Total fuel consumption (B)	369,399	411,834
 Energy consumption through other sources (C)	29,614	27,037
 Total energy consumption (A+B+C) (GJ)	475,061	521,040
 Energy intensity per rupee of turnover (Total energy consumption/turnover in rupees (GJ/₹))	1.36x10 ⁻⁵	1.69x10 ⁻⁵
 Energy intensity (optional)– the relevant metric may be selected by the entity	Not applicable	Not applicable

Note: Indicate if any independent assessment/evaluation/assurance has been carried out by an external agency? (Y/N) If yes, the name of the external agency.

- Renewable energy generation assessment is done by approved vendors of the Gujarat Energy Development Agency.

2. Does the entity have any sites/facilities identified as designated consumers (DCs) under the Performance, Achieve and Trade (PAT) Scheme of the Government of India? (Y/N) If yes, disclose whether targets set under the PAT scheme have been achieved. In case targets have not been achieved, provide the remedial action taken, if any.

- Not applicable

3. Provide details of the following disclosures related to water in the following format:

Parameter	FY 2022-23	FY 2021-22
Water withdrawal by source (in kilolitres)		
(i) Surface water (Earth's surface in Ponds, River, Lake & Streams etc.)	--	--
(ii) Groundwater (underground formation)	5818	--
(iii) Third-party water (municipal water and other private suppliers of water)	194,516	154,665
(iv) Seawater/desalinated water (refers to water in a sea or ocean)	--	--
(v) Others (Sewage Treatment Plant)	258,186	360,255
Total volume of water withdrawal (in kilolitres) (i + ii + iii + iv + v)	458,520	514,919
Total volume of water consumption (in kilolitres)	458,520	514,919
Water intensity per rupee of turnover (Water consumed/turnover)(litre/₹)	1.32x10 ⁻²	1.67x10 ⁻²
Water intensity (optional)– the entity may select the relevant metric	Not applicable	Not applicable

Note: Indicate if any independent assessment/evaluation/assurance has been carried out by an external agency? (Y/N) If yes, the name of the external agency.

- No

4. Has the entity implemented a mechanism for Zero Liquid Discharge? If yes, provide details of its coverage and implementation.

- Yes, the Company has prioritised water conservation and stewardship efforts, with a specific focus on preserving and recycling each drop of water. Gajod and Silvassa sites have implemented a zero liquid discharge mechanism, with the effluent water treated and recycled back for industrial use.

5. Please provide details of air emissions (other than GHG emissions) by the entity in the following format

Parameter	Please specify unit	FY 2022-23	FY 2021-22
NOx	PPM	12.7	13.2
SOx	PPM	20.1	23.3
Particulate matter (PM)	mg/Nm ³	46.8	51.3
Persistent organic pollutants (POP)	PPM	0.0	0.0
Volatile organic compounds (VOC)	PPM	0.3	0.2
Hazardous air pollutants (HAP)	PPM	0.0	0.0
Others– please specify			

Note: Indicate if any independent assessment/evaluation/assurance has been carried out by an external agency? (Y/N) If yes, the name of the external agency.

- Yes, Environment Monitoring Cell of Atmiya University and CCS Enviro Control LLP.

6. Provide details of greenhouse gas emissions (Scope 1 and Scope 2 emissions) & their intensity in the following format:

Parameter	Unit	FY 2022-23	FY 2021-22
Total Scope 1 emissions (Break-up of the GHG into CO ₂ , CH ₄ , N ₂ O, HFCs, PFCs, SF ₆ , NF ₃ , if available)	Metric tonnes of CO ₂ equivalent	26,045	30,088
Total Scope 2 emissions (Break-up of the GHG into CO ₂ , CH ₄ , N ₂ O, HFCs, PFCs, SF ₆ , NF ₃ , if available)	Metric tonnes of CO ₂ equivalent	14,831	16,115
Total Scope 1 and Scope 2 emissions per rupee of turnover	MT CO ₂ /₹	1.18x10 ⁻⁰⁶	1.43x10 ⁻⁰⁶
Total Scope 1 and Scope 2 emission intensity (optional)– the entity may select the relevant metric		NA	NA

Note: Indicate if any independent assessment/evaluation/assurance has been carried out by an external agency? (Y/N) If yes, the name of the external agency.

- No

7. Does the entity have any project related to reducing Green House Gas emission? If yes, then provide details.

- Yes. Wind turbine generators & solar power plants are installed to generate power through renewable energy sources.

8. Provide details related to waste management by the entity, in the following format:

Parameter	FY 2022-23	FY 2021-22
Total waste generated (in metric tonnes)		
Plastic waste (A)	3,482	3,594
E-waste (B)	1.35	0.66
Bio-medical waste (C)	0.15	0.17
Construction and demolition waste (D)	405	317
Battery waste (E)	0.64	1.34
Radioactive waste (F)	0	0
Other Hazardous waste. Please specify, if any. (G)	8,961	9,446
Other Non-hazardous waste generated (H). Please specify, if any.	298	327
Total (A+B + C + D + E + F + G + H)	13,148	13,686
For each category of waste generated, total waste recovered through recycling, re-using or other recovery operations (in metric tonnes)		
Category of waste		
(i) Recycled (Uncontaminated plastic waste, by-product)	3,860	2,705
(ii) Re-used (Bromine recovery)	4,081	3,664
(iii) Other recovery operations (Boiler ash)	2,370	1,821
Total	10,311	8,190

Parameter	FY 2022-23	FY 2021-22
For each category of waste generated, total waste disposed by nature of disposal method (in metric tonnes)		
Category of waste		
(i) Incineration	860	918
(ii) Landfilling	8,101	8,528
(iii) Other disposal operations	-	-
Total	8,961	9,446

Note: Indicate if any independent assessment/evaluation/assurance has been carried out by an external agency? (Y/N) If yes, the name of the external agency.

- Yes, State Pollution Control Boards.

9. Briefly describe the waste management practices adopted in your establishments. Describe the strategy adopted by your Company to reduce usage of hazardous and toxic chemicals in your products and processes and the practices adopted to manage such wastes.

- The Company ensures responsible waste management practices involving reductions in gaseous emissions.
- Recycling of plastic waste as per Plastic Waste Management Rules and safe disposal of other hazardous waste across the locations as per State Pollution Control Board norms.

10. If the entity has operations/offices in/around ecologically sensitive areas (such as national parks, wildlife sanctuaries, biosphere reserves, wetlands, biodiversity hotspots, forests, coastal regulation zones etc.) where environmental approvals/clearances are required, please specify details in the following format:

S. No.	Location of operations/offices	Type of operations	Whether the conditions of environmental approval/clearance are being complied with? (Y/N) If no, the reasons thereof and corrective action taken, if any.
Not applicable			

11. Details of environmental impact assessments of projects undertaken by the entity based on applicable laws in the current financial year

Name and brief details of project	EIA notification no.	Date	Whether conducted by an independent external agency (Yes/No)	Results communicated in the public domain (Yes/No)	Relevant web-link
Nil					

12. Is the entity compliant with the applicable environmental law/regulations/guidelines in India; such as the Water (Prevention and Control of Pollution) Act, Air (Prevention and Control of Pollution) Act, Environment protection act and rules thereunder (Y/N). If not, provide details of all such non-compliances, in the following format:

Yes, the Company is in compliance with all the above-mentioned acts & rules.

S. No.	Specify the law/regulation/guidelines which were not complied with	Provide details of the non-compliance	Any fines/penalties/action taken by regulatory agencies such as Pollution Control Boards or by courts	Corrective action taken, if any
Not applicable				

Leadership Indicators

1. Provide a break-up of the total energy consumed (in Joules or multiples) from renewable and non-renewable sources in the following format:

Parameter	FY 2022-23	FY 2021-22
From renewable sources		
Total electricity consumption (A)	29614 GJ	27037 GJ
Total fuel consumption (B)	-	-
Energy consumption through other sources (C)	-	-
Total energy consumed from renewable sources (A+B+C)	29614 GJ	27037 GJ
From non-renewable sources		
Total electricity consumption (D)	76048 GJ	82169 GJ
Total fuel consumption (E)	369399 GJ	411834 GJ
Energy consumption through other sources (F)	-	-
Total energy consumed from non-renewable sources (D+E+F)	445447 GJ	494003 GJ

Note: Indicate if any independent assessment/evaluation/assurance has been carried out by an external agency? (Y/N) If yes, the name of the external agency.

- Windmill assessment done by Gujarat Energy Development Agency

2. Provide the following details related to water discharged:

Parameter	FY 2022-23	FY 2021-22
Water discharge by destination and level of treatment (in kilolitres)		
(i) To Surface water		
No treatment	--	--
With treatment – please specify the level of treatment	--	--
(ii) To Groundwater		
No treatment	--	--
With treatment – please specify the level of treatment	--	--
(iii) To Seawater		
No treatment	--	--
With treatment – please specify the level of treatment	117,968	128,622
(iv) Sent to third-parties		
No treatment	--	--
With treatment – please specify the level of treatment	--	--
(v) Others		
No treatment	--	--
With treatment – please specify the level of treatment	4,279	10,878
Total water discharged (in kilolitres)	122,247	139,500

Note: Indicate if any independent assessment/evaluation/assurance has been carried out by an external agency? (Y/N) If yes, the name of the external agency.

- Yes, Government agencies and External agencies named as the Environment Monitoring Cell of Atmiya University and CCS Enviro Control LLP.

3. Water withdrawal, consumption and discharge in areas of water stress (in kilolitres):

For each facility/plant located in areas of water stress, provide the following information:

- (i) Name of the area
- (ii) Nature of operations
- (iii) Water withdrawal, consumption and discharge in the following format:

Parameter	FY 2022-23	FY2021-22
Water withdrawal by source (in kilolitres)		
(i) Surface water	-	-
(ii) Groundwater	5,818	-
(iii) Third-party water	38,630	37,296
(iv) Seawater/desalinated water	-	-
(v) Others	-	-
Total volume of water withdrawal (in kilolitres)	44,448	37,296
Total volume of water consumption (in kilolitres)	44,448	37,296
Water intensity per rupee of turnover (Water consumed/turnover) (litre/₹)	1.28x10 ⁻³	1.22x10 ⁻³
Water intensity (optional) – the entity may select the relevant metric	-	-
Water discharge by destination and level of treatment (in kilolitres)		
(i) Into Surface water	-	-
No treatment	-	-
With treatment – please specify the level of treatment	-	-
(ii) Into Groundwater	-	-
No treatment	-	-
With treatment – please specify the level of treatment	-	-
(iii) Into Seawater	-	-
No treatment	-	-
With treatment – please specify the level of treatment	-	-
(iv) Sent to third-parties	-	-
No treatment	-	-
With treatment – please specify the level of treatment	-	-
(v) Others	-	-
No treatment	-	-
With treatment – please specify the level of treatment	-	-
Total water discharged (in kilolitres)	-	-

Note: Indicate if any independent assessment/evaluation/assurance carried out by an external agency? (Y/N)
If yes, the name of the external agency.

- Yes, the State Pollution Control Board.

4. Please provide details of total Scope 3 emissions & their intensity in the following format:

Parameter	Unit	FY 2022-23	FY 2021-22
Total Scope 3 emissions (Break-up of the GHG into CO ₂ , CH ₄ , N ₂ O, HFCs, PFCs, SF ₆ , NF ₃ , if available)	Metric tonnes of CO ₂ equivalent	--	--
Total Scope 3 emissions per rupee of turnover		--	--
Total Scope 3 emission intensity (optional)– the entity may select the relevant metric		--	--

Note: Indicate if any independent assessment/evaluation/assurance has been carried out by an external agency? (Y/N) If yes, the name of the external agency.

As of now, the Company has not done Scope-3 inventory baselining. However, the Company is in the process of establishing the same to reduce its overall carbon footprint.

5. With respect to the ecologically sensitive areas reported at Question 10 of Essential Indicators above, provide details of significant direct & indirect impact of the entity on biodiversity in such areas along-with prevention and remediation activities.

- NA

6. If the entity has undertaken any specific initiatives or used innovative technology or solutions to improve resource efficiency, or reduce impact due to emissions/effluent discharge/waste generated, please provide details of the same as well as outcome of such initiatives, as per the following format:

Sr. No	Initiative undertaken	Details of the initiative (web-link, if any, may be provided along with summary)	Outcome of the initiative
1	Carbon neutrality	Renewable power generation	Green house gases emission reduction
2	Integrated waste management	Recycling of post-used plastic waste at end user	Environmental impact is reduced
3	Waste water management	Municipal sewage water treatment to produce industrial water	Conservation of natural resources
4	Use of biofuel	Use of briquettes made from agro waste	Conservation of natural resources

7. Does the entity have a business continuity and disaster management plan? Give details in 100 words/web-link.

- The Company has an onsite emergency plan. The onsite emergency plan is important for effective management of an incident to minimise the losses to the people and property, both in and around the facility. Emergency planning demonstrates the organisational commitment to the safety of the employees and increases our organisation’s safety awareness.

8. Disclose any significant adverse impact to the environment, arising from the value chain of the entity. What mitigation or adaptation measures have been taken by the entity in this regard.

- Production and movement of chemical products cause the generation of GHG. The Company continues to measure and work on initiatives to reduce the level of GHG generation in all areas of its business.

9. Percentage of Value Chain Partners (by value of business done with such partners) that were assessed for environmental impacts.

- About 53% (by value of purchases) of the value chain partners have made investments in non-conventional energy generation and usage.

PRINCIPLE 7

Businesses, when engaging in influencing public and regulatory policy, should do so in a manner that is responsible and transparent.

Essential Indicators

1. a. Number of affiliations with trade and industry chambers/associations.
- b. List the top 10 trade and industry chambers/associations (determined based on the total members of such body) the entity is a member of/affiliated to.

S. No.	Name of the trade and industry chambers/associations	Reach of trade and industry chambers/associations (State/National)
1	CropLife India	National
2	Agrochemical Federation of India	
3	Crop Care Federation of India	
4	Association of Pesticide Manufacturers	
5	Federation of Indian Chamber of Commerce and Industry	
6	Confederation of Indian Industry	
7	Pesticide Manufactures and Formulators Association of India	

2. Provide details of corrective action taken or underway on any issues related to anti-competitive conduct by the entity, based on adverse orders from regulatory authorities

Name of authority	Brief of the case	Corrective action taken
Not applicable		

Leadership Indicators

1. Details of public policy positions advocated by the entity

S. No.	Public policy advocated	Method resorted for such advocacy	Whether information available in the public domain? (Yes/No)	Frequency of review by board (Annually/half yearly/quarterly/others– please specify)	Web-link, if available
Not applicable					

PRINCIPLE 8

Businesses should promote inclusive growth and equitable development.

Essential Indicators

- Details of Social Impact Assessments (SIA) of projects undertaken by the entity based on applicable laws, in the current financial year.**
 - Not applicable
- Provide information on project(s) for which ongoing Rehabilitation and Resettlement (R&R) is being undertaken by your entity, in the following format**
 - None
- Describe the mechanisms to receive and redress grievances of the community**
 - Not applicable
- Percentage of input material (inputs to total inputs by value) sourced from suppliers:**

	FY2022-23 Current financial year	FY 2021-22 Previous financial year
Directly sourced from MSMEs/small producers	12.0%	17.0%
Sourced directly from within the district and neighbouring districts	11.0%	22.0%

Leadership Indicators

- Provide details of actions taken to mitigate any negative social impacts identified in the Social Impact Assessments (Reference: Question 1 of Essential Indicators above)**
 - None.
- Provide the following information on CSR projects undertaken by your entity in designated aspirational districts as identified by government bodies**

S. No.	State	Aspirational district	Amount spent (₹ in Million)
1.	Gujarat	Gajod/Bhuj	9.44
2.	Gujarat	Bhavnagar	9.49
3.	Gujarat	Vapi	4.26
4.	Maharashtra	Tarapur	5.67
5.	Gujarat	Bhuj	16.46
6.	Maharashtra	Mumbai	28.33

S. No.	State	Aspirational district	Amount spent (in ₹)
7.	Gujarat	Nadiad	5.00
8.	West Bengal	Kolkata	10.00
9.	Gujarat	Bharuch	0.32

3. (a) Do you have a preferential procurement policy where you give preference to purchase from suppliers comprising marginalised/vulnerable groups? (Yes/No)

« No

(b) From which marginalised/vulnerable groups do you procure?

Not applicable

(c) What percentage of total procurement (by value) does it constitute?

Not applicable

4. Details of the benefits derived and shared from the intellectual properties owned or acquired by your entity (in the current financial year), based on traditional knowledge

« None

5. Details of corrective actions taken or underway based on any adverse order in intellectual property-related disputes wherein traditional knowledge is used.

« None

6. Details of beneficiaries of CSR Projects

Approximate project-wise beneficiaries (including vulnerable and marginalised groups) are mentioned below:

Sr. No.	CSR Project	No. of persons benefitted from CSR projects	% of beneficiaries from vulnerable and marginalised groups
1	Education	13,885	100.0%
2	Health		
	• Human	30,000	100.0%
	• Animals	57,230	
3	BALA project	1,370	100%
4	Paediatric heart surgeries	191	100%
5	Rural development	10,000 +	100%
6	Integrated village	800+	100%
7	Women empowerment	100+	100%
8	Protection of flora and fauna	Local villagers	100%

PRINCIPLE 9

Businesses should engage with and provide value to their consumers in a responsible manner.

Essential Indicators

1. Describe the mechanisms in place to receive and respond to consumer complaints and feedback.

- Consumer complaint contact details are printed on each label through which consumers can lodge a complaint. Consumers can also reach out to the Company through its website. The Company's sales employees based in the field can be reached out either directly or through the trade partners.

2. Turnover of products and/services as a percentage of turnover from all products/services that carry information about

		As a percentage of total turnover
Environmental and social parameters relevant to the product	»»	30.0%
Safe and responsible usage	»»	100.0%
Recycling and/or safe disposal	»»	30.0%

3. Number of consumer complaints in respect of the following

	FY 2022-23 (Current financial year)			FY2021-22 (Previous financial year)		
	Received during the year	Pending resolution at the end of the year	Remarks	Received during the year	Pending resolution at the end of the year	Remarks
Data privacy	Nil			Nil		
Advertising						
Cybersecurity						
Delivery of essential services						
Restrictive trade practices						
Unfair Trade Practices						
Other						

4. Details of instances of product recalls on account of safety issues

	Number	Reasons for recall
Voluntary recalls	-	-
Forced recalls	-	-

5. Does the entity have a framework/policy on cyber security and risks related to data privacy? (Yes/No) If available, provide a web-link to the policy.

Yes

6. Provide details of any corrective actions taken or underway on issues relating to advertising, and delivery of essential services; cyber security and data privacy of customers; re-occurrence of instances of product recalls; penalty/action taken by regulatory authorities on the safety of products/services.

Nil

Leadership Indicators

1. Channels/Platforms where information on products and services of the entity can be accessed (provide web-link, if available).
 - Physical leaflets, Social media and the Company's website.
2. Steps taken to inform and educate consumers about safe and responsible usage of products and/or services.
 - Through regular farmer meetings, channel partner meetings and online mediums.
3. Mechanisms in place to inform consumers of any risk of disruption/discontinuation of essential services.
 - N.A.
4. Does the entity display product information on the product over and above what is mandated as per local laws? (Yes/No/Not Applicable) If yes, provide details in brief. Did your entity carry out any survey with regard to consumer satisfaction relating to the major products/services of the entity, significant locations of operation of the entity or the entity as a whole? (Yes/No)
 - No
5. Provide the following information relating to data breaches:
 - a. Number of instances of data breaches alongwith impact : Nil
 - b. Percentage of data breaches involving personally identifiable information of customers : Nil
6. Provide the following information relating to data breaches:
 - a. Number of instances of data breaches along-with impact : Nil
 - b. Percentage of data breaches involving personally identifiable information of customers: N.A.

FINANCIAL STATEMENTS

Standalone Financial Statements : 108-172

Consolidated Financial Statements : 173-236

INDEPENDENT AUDITOR'S REPORT

To the Members of **Sumitomo Chemical India Limited**

Report on the Audit of the Standalone Ind AS Financial Statements

OPINION

We have audited the accompanying standalone Ind AS financial statements of Sumitomo Chemical India Limited ("the Company"), which comprise the Balance Sheet as at 31 March 2023, the Statement of Profit and Loss, including the statement of Other Comprehensive Income, the Cash Flow Statement and the Statement of Changes in Equity for the year then ended, and notes to the standalone Ind AS financial statements, including a summary of significant accounting policies and other explanatory information.

In our opinion and to the best of our information and according to the explanations given to us, the aforesaid standalone Ind AS financial statements give the information required by the Companies Act, 2013, as amended ("the Act") in the manner so required and give a true and fair view in conformity with the accounting principles generally accepted in India, of the state of affairs of the Company as at 31 March 2023, its profit including other comprehensive income, its cash flows and the changes in equity for the year ended on that date.

BASIS FOR OPINION

We conducted our audit of the standalone Ind AS financial statements in accordance with the Standards on Auditing (SAs), as specified under section 143(10) of the Act. Our responsibilities under those Standards are further described in the 'Auditor's Responsibilities for the Audit of the Standalone Ind AS Financial Statements' section of our report. We are independent of the Company in accordance

with the 'Code of Ethics' issued by the Institute of Chartered Accountants of India together with the ethical requirements that are relevant to our audit of the standalone Ind AS financial statements under the provisions of the Act and the Rules thereunder, and we have fulfilled our other ethical responsibilities in accordance with these requirements and the Code of Ethics. We believe that the audit evidence we have obtained is sufficient and appropriate to provide a basis for our audit opinion on the standalone Ind AS financial statements.

KEY AUDIT MATTERS

Key audit matters are those matters that, in our professional judgment, were of most significance in our audit of the standalone Ind AS financial statements for the financial year ended 31 March 2023. These matters were addressed in the context of our audit of the standalone Ind AS financial statements as a whole, and in forming our opinion thereon, and we do not provide a separate opinion on these matters. For each matter below, our description of how our audit addressed the matter is provided in that context.

We have determined the matters described below to be the key audit matters to be communicated in our report. We have fulfilled the responsibilities described in the Auditor's responsibilities for the audit of the standalone Ind AS financial statements section of our report, including in relation to these matters. Accordingly, our audit included the performance of procedures designed to respond to our assessment of the risks of material misstatement of the standalone Ind AS financial statements. The results of our audit procedures, including the procedures performed to address the matters below, provide the basis for our audit opinion on the accompanying standalone Ind AS financial statements.

Key audit matters	How our audit addressed the key audit matters
<p>Revenue Recognition – Estimation of discounts, incentives, rebates and rebate reversal (as described in note 2.1 (o) of the standalone Ind AS financial statements)</p> <p>Revenue is measured net of discounts</p> <p>Due to the Company's presence across different marketing regions and the competitive business environment, the estimation of various types of discounts, incentives and rebate schemes which are recognised based on sales made is considered to be complex and judgmental.</p> <p>Given the significant judgement required and complexity involved in estimating discounts, incentives, rebates and rebate reversal, this is considered as a key audit matter.</p>	<p>We performed following audit procedures:</p> <ol style="list-style-type: none"> Understood the process followed by the Company for identifying and determining the value of discounts, incentives, rebates and rebate reversal. Obtained and reviewed schemes and policies relating to discounts, incentives, rebates and rebate reversal; Evaluated the design and tested the operating effectiveness of Company's internal controls over discounts, incentives, rebates and rebate reversal; Obtained calculations for discounts, incentives, rebates accruals under applicable schemes and rebate reversals. Verified on a sample basis and compared the accruals made with the approved schemes; Obtained and inspected, on a sample basis, supporting documentation for payment towards discounts, incentives and rebates during the year as well as credit notes issued during the year; Analysed the historical trend of payments made towards discounts, incentives, rebates for making estimate of accruals; and Assessed the adequacy of the disclosures as per the applicable accounting standards.

INDEPENDENT AUDITOR'S REPORT (Contd.)**INFORMATION OTHER THAN THE FINANCIAL STATEMENTS AND AUDITOR'S REPORT THEREON**

The Company's Board of Directors is responsible for the other information. The other information comprises the information included in the Report of the Board of directors, its annexure, management discussion and analysis report and Business Responsibility and Sustainability Report but does not include the standalone Ind AS financial statements and our auditor's report thereon.

Our opinion on the standalone Ind AS financial statements does not cover the other information and we do not express any form of assurance conclusion thereon.

In connection with our audit of the standalone Ind AS financial statements, our responsibility is to read the other information and, in doing so, consider whether such other information is materially inconsistent with the standalone Ind AS financial statements or our knowledge obtained in the audit or otherwise appears to be materially misstated. If, based on the work we have performed, we conclude that there is a material misstatement of this other information, we are required to report that fact. We have nothing to report in this regard.

RESPONSIBILITIES OF MANAGEMENT FOR THE STANDALONE IND AS FINANCIAL STATEMENTS

The Company's Board of Directors is responsible for the matters stated in section 134(5) of the Act with respect to the preparation of these standalone Ind AS financial statements that give a true and fair view of the financial position, financial performance including other comprehensive income, cash flows and changes in equity of the Company in accordance with the accounting principles generally accepted in India, including the Indian Accounting Standards (Ind AS) specified under section 133 of the Act read with the Companies (Indian Accounting Standards) Rules, 2015, as amended. This responsibility also includes maintenance of adequate accounting records in accordance with the provisions of the Act for safeguarding of the assets of the Company and for preventing and detecting frauds and other irregularities; selection and application of appropriate accounting policies; making judgments and estimates that are reasonable and prudent; and the design, implementation and maintenance of adequate internal financial controls, that were operating effectively for ensuring the accuracy and completeness of the accounting records, relevant to the preparation and presentation of the standalone Ind AS financial statements that give a true and fair view and are free from material misstatement, whether due to fraud or error.

In preparing the standalone Ind AS financial statements, management is responsible for assessing the Company's ability to continue as a going concern, disclosing, as applicable, matters related to going concern and using the going concern basis of accounting unless management either intends to liquidate the Company or to cease operations, or has no realistic alternative but to do so.

Those charged with governance are also responsible for overseeing the Company's financial reporting process.

AUDITOR'S RESPONSIBILITIES FOR THE AUDIT OF THE STANDALONE IND AS FINANCIAL STATEMENTS

Our objectives are to obtain reasonable assurance about whether the standalone Ind AS financial statements as a whole are free from material misstatement, whether due to fraud or error, and to issue an auditor's report that includes our opinion. Reasonable assurance is a high level of assurance, but is not a guarantee that an audit conducted in accordance with SAs will always detect a material misstatement when it exists. Misstatements can arise from fraud or error and are considered material if, individually or in the aggregate, they could reasonably be expected to influence the economic decisions of users taken on the basis of these standalone Ind AS financial statements.

As part of an audit in accordance with SAs, we exercise professional judgment and maintain professional skepticism throughout the audit. We also:

- Identify and assess the risks of material misstatement of the standalone Ind AS financial statements, whether due to fraud or error, design and perform audit procedures responsive to those risks, and obtain audit evidence that is sufficient and appropriate to provide a basis for our opinion. The risk of not detecting a material misstatement resulting from fraud is higher than for one resulting from error, as fraud may involve collusion, forgery, intentional omissions, misrepresentations, or the override of internal control.
- Obtain an understanding of internal control relevant to the audit in order to design audit procedures that are appropriate in the circumstances. Under section 143(3)(i) of the Act, we are also responsible for expressing our opinion on whether the Company has adequate internal financial controls with reference to financial statements in place and the operating effectiveness of such controls.
- Evaluate the appropriateness of accounting policies used and the reasonableness of accounting estimates and related disclosures made by management.

INDEPENDENT AUDITOR'S REPORT (Contd.)

- Conclude on the appropriateness of management's use of the going concern basis of accounting and, based on the audit evidence obtained, whether a material uncertainty exists related to events or conditions that may cast significant doubt on the Company's ability to continue as a going concern. If we conclude that a material uncertainty exists, we are required to draw attention in our auditor's report to the related disclosures in the financial statements or, if such disclosures are inadequate, to modify our opinion. Our conclusions are based on the audit evidence obtained up to the date of our auditor's report. However, future events or conditions may cause the Company to cease to continue as a going concern.
- Evaluate the overall presentation, structure and content of the standalone Ind AS financial statements, including the disclosures, and whether the standalone Ind AS financial statements represent the underlying transactions and events in a manner that achieves fair presentation.

We communicate with those charged with governance regarding, among other matters, the planned scope and timing of the audit and significant audit findings, including any significant deficiencies in internal control that we identify during our audit.

We also provide those charged with governance with a statement that we have complied with relevant ethical requirements regarding independence, and to communicate with them all relationships and other matters that may reasonably be thought to bear on our independence, and where applicable, related safeguards.

From the matters communicated with those charged with governance, we determine those matters that were of most significance in the audit of the standalone Ind AS financial statements for the financial year ended 31 March 2023 and are therefore the key audit matters. We describe these matters in our auditor's report unless law or regulation precludes public disclosure about the matter or when, in extremely rare circumstances, we determine that a matter should not be communicated in our report because the adverse consequences of doing so would reasonably be expected to outweigh the public interest benefits of such communication.

REPORT ON OTHER LEGAL AND REGULATORY REQUIREMENTS

1. As required by the Companies (Auditor's Report) Order, 2020 ("the Order"), issued by the Central Government of India in terms of sub-section (11) of section 143 of the Act, we give in "Annexure 1" a statement on the matters specified in paragraphs 3 and 4 of the Order.
2. As required by Section 143(3) of the Act, we report that:
 - (a) We have sought and obtained all the information and explanations which to the best of our knowledge and belief were necessary for the purposes of our audit;
 - (b) In our opinion, proper books of account as required by law have been kept by the Company so far as it appears from our examination of those books;
 - (c) The Balance Sheet, the Statement of Profit and Loss including the Statement of Other Comprehensive Income, the Cash Flow Statement and Statement of Changes in Equity dealt with by this Report are in agreement with the books of account;
 - (d) In our opinion, the aforesaid standalone Ind AS financial statements comply with the Accounting Standards specified under Section 133 of the Act, read with Companies (Indian Accounting Standards) Rules, 2015, as amended;
 - (e) On the basis of the written representations received from the directors as on 31 March 2023 taken on record by the Board of Directors, none of the directors is disqualified as on 31 March 2023 from being appointed as a director in terms of Section 164 (2) of the Act;
 - (f) With respect to the adequacy of the internal financial controls with reference to these standalone Ind AS financial statements and the operating effectiveness of such controls, refer to our separate Report in "Annexure 2" to this report;
 - (g) In our opinion, the managerial remuneration for the year ended 31 March 2023 has been paid / provided by the Company to its directors in accordance with the provisions of section 197 read with Schedule V to the Act;
 - (h) With respect to the other matters to be included in the Auditor's Report in accordance with Rule 11 of the Companies (Audit and Auditors) Rules, 2014, as amended in our opinion and to the best of our information and according to the explanations given to us:
 - i. The Company has disclosed the impact of pending litigations on its financial position in its standalone Ind AS financial statements – Refer Note 44A to the standalone Ind AS financial statements;

INDEPENDENT AUDITOR'S REPORT (Contd.)

- ii. The Company has made provision, as required under the applicable law or accounting standards, for material foreseeable losses, if any, on long-term contracts including derivative contracts;
- iii. There has been no delay in transferring amounts, required to be transferred, to the Investor Education and Protection Fund by the Company;
- iv. a) The management has represented that, to the best of its knowledge and belief, no funds have been advanced or loaned or invested (either from borrowed funds or share premium or any other sources or kind of funds) by the Company to or in any other person or entity, including foreign entities ("Intermediaries"), with the understanding, whether recorded in writing or otherwise, that the Intermediary shall, whether, directly or indirectly lend or invest in other persons or entities identified in any manner whatsoever by or on behalf of the Company ("Ultimate Beneficiaries") or provide any guarantee, security or the like on behalf of the Ultimate Beneficiaries;
- b) The management has represented that, to the best of its knowledge and belief, no funds have been received by the Company from any person or entity, including foreign entities ("Funding Parties"), with the understanding, whether recorded in writing or otherwise, that the Company shall, whether, directly or indirectly, lend or invest in other persons or entities identified in any manner whatsoever by or on behalf of the Funding Party ("Ultimate Beneficiaries") or provide any guarantee, security or the like on behalf of the Ultimate Beneficiaries;
- c) Based on such audit procedures performed that have been considered reasonable and appropriate in the circumstances, nothing has come to our notice that has caused us to believe that the representations under sub-clause (a) and (b) contain any material misstatement.
- v. The final dividend paid by the Company during the year in respect of dividend declared for the previous year is in accordance with section 123 of the Act to the extent it applies to payment of dividend. As stated in note 20(f) to the standalone Ind AS financial statements, the Board of Directors of the Company have proposed final dividend for the year which is subject to the approval of the members at the Annual General Meeting. The dividend declared is in accordance with section 123 of the Act to the extent it applies to declaration of dividend.
- vi. As proviso to Rule 3(1) of the Companies (Accounts) Rules, 2014 is applicable w.e.f. 01 April 2023, reporting under this clause is not applicable.

For S R B C & CO LLP

Chartered Accountants

ICAI Firm Registration Number: 324982E/E300003

PER JAYESH GANDHI

Partner

Place : Mumbai

Membership Number: 037924

Date : 18 May 2023

UDIN: 23037924BGXTZZ6881

Annexure 1 To The Independent Auditor's Report Of Even Date On The Standalone Ind AS Financial Statements Of Sumitomo Chemical India Limited

(Referred to in paragraph 1, under 'Report on Other Legal and Regulatory Requirements' section of our Report of even date)

In terms of the information and explanations sought by us and given by the Company and the books of account and records examined by us in the normal course of audit and to the best of our knowledge and belief, we state that:

- (i) (a) (A) The Company has maintained proper records showing full particulars, including quantitative details and situation of Property, Plant and Equipment.
(B) The Company has maintained proper records showing full particulars of intangible assets.

- (b) Property, Plant and Equipment have been physically verified by the management during the year in accordance with a planned programme of verifying them once in three years which is reasonable having regard to the size of the Company and the nature of its assets and no material discrepancies were identified on such verification.
(c) The title deeds of immovable properties (other than properties where the Company is the lessee and the lease agreements are duly executed in favour of the lessee) disclosed in note 3 to the standalone Ind AS financial statements included in property, plant and equipment are held in the name of the Company except for the following:

Description of Property	Gross carrying value (INR in millions)	Held in name of	Whether promoter, director or their relative or employee	Period held from	Reason for not being held in the name of Company
Freehold Land	5.35	Excel Crop Care Limited	No	31-Aug-19	These properties were acquired pursuant to a scheme of amalgamation and continued to be in the name of amalgamating Company.
Building – Office	8.49				
Building - Guest house	18.93				
Leasehold land	100.00	Sumitomo Chemical India Private Limited	No	24-Nov-18	These properties continued to be in erstwhile Company name.

- (d) The Company has not revalued its property, plant and equipment including right-of-use assets or intangible assets during the year ended 31 March 2023.
(e) There are no proceedings initiated or are pending against the Company for holding any benami property under the Prohibition of Benami Property Transactions Act, 1988 and rules made thereunder.
(ii) (a) The inventory has been physically verified by the management during the year except for inventory lying with third parties. In our opinion, the frequency of verification by the management is reasonable and the coverage and procedure for

such verification is appropriate. Inventory lying with third parties as at 31 March 2023 have been confirmed by parties holding such inventory. Discrepancies of 10% or more were not noticed in respect of physical verification/confirmations.

- (b) The Company has not been sanctioned working capital limits in excess of Rs. five crores in aggregate from banks or financial institutions during any point of time of the year on the basis of security of current assets. Accordingly, the requirement to report on clause 3(ii)(b) of the Order is not applicable to the Company.
(iii) (a) During the year the Company has provided loans as follows:

ANNEXURE 1 (Contd.)

(Rs. in Million)

Particulars	Amount
Aggregate amount of loans granted/Provided during the year to:	
i. Intercorporate deposits (other than Group Company)	2,260.00
ii. Employees	7.25
Loan balances outstanding as at Balance Sheet date:	
i. Intercorporate deposits (other than Group Company)	2,360.00
ii. Employees	11.60

Further, the Company has not provided advances in the nature of loans, stood guarantor or provided security to companies,

firms, Limited Liability Partnerships or any other parties during the year.

- (b) During the year, the investments made and the terms and conditions of the grant of loans are not prejudicial to the Company's interest.
- (c) The Company has granted loans during the year where the schedule of repayment of principal and payment of interest has been stipulated and the repayment or/and receipts are regular.
- (d) There are no amounts of loans granted which are overdue for more than ninety days.
- (e) There were no loans or advance in the nature of loan granted to companies, firms, Limited Liability Partnerships or any other parties which was fallen due during the year, that have been renewed or extended or fresh loans have been granted to settle the overdues of existing loans given to the same parties.
- (f) The Company has not granted any loans or advances in the nature of loans, either repayable on demand or without specifying any terms or period of repayment to companies, firms, Limited Liability Partnerships or any other parties. Accordingly, the requirement to report on clause 3(iii)(f) of the Order is not applicable to the Company.
- (iv) There are no loans, investments, guarantees, and security in respect of which provisions of sections 185 of the Companies Act, 2013 are applicable and hence its compliance is not commented upon. The Company has made investments and given loans, which is in compliance to the provisions of section 186 of the Companies Act 2013.
- (v) The Company has neither accepted any deposits from the public nor accepted any amounts which are deemed to be deposits within the meaning of sections 73 to 76 of the Companies Act and the rules made

thereunder, to the extent applicable. Accordingly, the requirement to report on clause 3(v) of the Order is not applicable to the Company.

- (vi) We have broadly reviewed the books of account maintained by the Company pursuant to the rules made by the Central Government for the maintenance of cost records under section 148(1) of the Act, related to manufacture of Chemicals, Insecticides, Ores & Mineral Products & Fertilizers and are of the opinion that prima facie, the specified accounts and records have been made and maintained. We have not, however, made a detailed examination of the same.
- (vii) (a) Undisputed statutory dues including provident fund, employees' state insurance, income-tax, goods and services tax, duty of custom, cess and other statutory dues have generally been regularly deposited with the appropriate authorities though there has been a slight delay in a few cases. The provisions relating to sales-tax, service tax, duty of excise, cess and value added tax are not applicable to the Company.

According to the information and explanations given to us and audit procedures performed by us, there are no undisputed amounts payable in respect of provident fund, employees' state insurance, income-tax, goods and services tax, duty of custom, cess and other statutory dues which were outstanding, at the year end, for a period of more than six months from the date they became payable.
- (b) According to the records of the Company, the dues of income-tax, sales-tax, service tax, duty of custom and value added tax have not been deposited on account of dispute are as follows:

ANNEXURE 1 (Contd.)

Name of the statute	Nature of the dues	Amount (INR in millions)*	Period to which the amount relates	Forum where the dispute is pending
Income Tax Act, 1961	Income Tax	0.93	AY 2004-05	Mumbai High Court
		13.87	AY 2011-12	ITAT, Mumbai
		0.14	AY 2018-19	Assessing Officer
		8.51	AY 2019-20	CIT (Appeal), Mumbai
		66.45	AY 2021-22	CIT (Appeal), Mumbai
Central Sales Tax Act, 1956	Sales Tax	0.19	FY 1998-99	Sales Tax Officer, Thane
		0.30	FY 2002-03	Deputy Commissioner, Ahmedabad
The Central Excise Act, 1944	Service Tax	1.28	March 2015 to Sept 2016	Commissioner, Central Excise, Thane
		1.33	October 2016 to June 2017	Assistant Commissioner, Division-IV, CGST and Central Excise, Palghar Commissionerate
The Finance Act, 1994	Service Tax	1.26	April 2002 to March 2004	Superintendent of Central Excise, Mumbai
Service Tax Rules	Service Tax	5.27	FY 2005 -06 & FY 2012 -13 to 2015-16	Additional / Joint Commissioner (Bhavnagar), Assistance Commissioner (Silvassa), Joint Commissioner (Gandhidham)
Customs Act, 1962	Custom Duty	2.30	FY 2012- 13	Joint Commissioner of Customs
		26.38	June 2017 to September 2018	Commissioner of Customs (Import)
The Central Goods and Services Act, 2017	Goods and Service Tax	1.74	FY 2017-18	Office of the Superintendent Central Tax, Guntur AP
		5.36	FY 2017-18	Assistant Commissioner, Mohali ward Punjab
		14.88	FY 2017-18	Office of the Assistant Commissioner Central GST and Central Excise, Surat

*Net of deposits paid

(viii) The Company has not surrendered or disclosed any transaction, previously unrecorded in the books of account, in the tax assessments under the Income Tax Act, 1961 as income during the year. Accordingly, the requirement to report on clause 3(viii) of the Order is not applicable to the Company.

(ix) (a) The Company did not have any outstanding loans or borrowings or interest thereon due to any lender during the year. Accordingly, the requirement to report on clause ix(a) of the Order is not applicable to the Company.

(b) The Company has not been declared wilful defaulter by any bank or financial institution or government or any government authority.

(c) The Company did not have any term loans outstanding during the year, hence the requirement to report on clause (ix)(c) of the Order is not applicable to the Company.

(d) The Company did not raise any funds during the year, hence the requirement to report on clause (ix)(d) of the Order is not applicable to the Company.

(e) On an overall examination of the standalone Ind AS financial statements of the Company, the Company has not taken any funds from any entity or person on account of or to meet the obligations of its subsidiary.

(f) The Company has not raised loans during the year on the pledge of securities held of its subsidiary. Hence, the requirement to report on clause (ix)(f) of the Order is not applicable to the Company.

(x) (a) The Company has not raised any money during the year by way of initial public offer / further public offer (including debt instruments). Hence, the requirement to report on clause 3(x)(a) of the Order is not applicable to the Company.

(b) The Company has not made any preferential allotment or private placement of shares /fully or partially or optionally convertible debentures during the year under audit and hence, the requirement to report on clause 3(x)(b) of the Order is not applicable to the Company.

ANNEXURE 1 (Contd.)

- (xi) (a) Based upon the audit procedures performed for the purpose of reporting the true and fair view of the standalone Ind AS financial statements and according to the information and explanations given by the management, we report that no fraud by the Company or no material fraud on the Company by the officers and employees of the Company has been noticed or reported during the year.
- (b) During the year, no report under sub-section (12) of section 143 of the Act has been filed by cost auditor/ secretarial auditor or by us in Form ADT – 4 as prescribed under Rule 13 of Companies (Audit and Auditors) Rules, 2014 with the Central Government.
- (c) As represented to us by the management, there are no whistle blower complaints received by the Company during the year.
- (xii) The Company is not a nidhi company as per the provisions of the Act. Therefore, the requirement to report on clause 3(xii)(a), 3(xii)(b) and 3(xii)(c) of the Order not applicable to the Company.
- (xiii) According to the information and explanations given by the management, transactions with the related parties are generally in compliance with section 177 and 188 of the Companies Act, 2013 where applicable and the details of such transactions have been disclosed in the notes to the standalone Ind AS financial statements, as required by the applicable accounting standards.
- (xiv) (a) The Company has an internal audit system commensurate with the size and nature of its business.
- (b) The internal audit reports of the Company issued till the date of the audit report, for the period under audit have been considered by us.
- (xv) The Company has not entered into any non-cash transactions with its directors or persons connected with its directors and hence requirement to report on clause 3(xv) of the Order is not applicable to the Company.
- (xvi) (a) The provisions of section 45-IA of the Reserve Bank of India Act, 1934 (2 of 1934) are not applicable to the Company. Accordingly, the requirement to report on clause (xvi)(a) of the Order is not applicable to the Company.
- (b) The Company is not engaged in any Non-Banking Financial or Housing Finance activities. Accordingly, the requirement to report on clause (xvi)(b) of the Order is not applicable to the Company.
- (c) The Company is not a Core Investment Company as defined in the regulations made by Reserve Bank of India. Accordingly, the requirement to report on clause 3(xvi)(c) of the Order is not applicable to the Company.
- (d) There is no Core Investment Company as a part of the Group, hence, the requirement to report on clause 3(xvi)(d) of the Order is not applicable to the Company.
- (xvii) The Company has neither incurred cash losses in the current financial year nor in the immediately preceding financial year.
- (xviii) There has been no resignation of the statutory auditors during the year and accordingly requirement to report on Clause 3(xviii) of the Order is not applicable to the Company.
- (xix) On the basis of the financial ratios disclosed in note 48 to the standalone Ind AS financial statements, ageing and expected dates of realization of financial assets and payment of financial liabilities, other information accompanying the standalone Ind AS financial statements, our knowledge of the Board of Directors and management plans and based on our examination of the evidence supporting the assumptions, nothing has come to our attention, which causes us to believe that any material uncertainty exists as on the date of the audit report that Company is not capable of meeting its liabilities existing at the date of balance sheet as and when they fall due within a period of one year from the balance sheet date. We, however, state that this is not an assurance as to the future viability of the Company. We further state that our reporting is based on the facts up to the date of the audit report and we neither give any guarantee nor any assurance that all liabilities falling due within a period of one year from the balance sheet date, will get discharged by the Company as and when they fall due.
- (xx) (a) In respect of other than ongoing projects, there are no unspent amounts that are required to be transferred to a fund specified in Schedule VII of the Act, in compliance with second proviso to sub section 5 of section 135 of the Act. This matter has been disclosed in note 47 to the standalone Ind AS financial statements.
- (b) There are no unspent amounts in respect of ongoing projects, that are required to be transferred to a special account in compliance of provision of sub section (6) of section 135 of the Act. This matter has been disclosed in note 47 to the standalone Ind AS financial statements.

For S R B C & CO LLP

Chartered Accountants

ICAI Firm Registration Number: 324982E/E300003

PER JAYESH GANDHI

Partner

Place : Mumbai

Membership Number: 037924

Date : 18 May 2023

UDIN: 23037924BGXTZZ6881

Annexure 2 To The Independent Auditor's Report Of Even Date On The Standalone Ind AS Financial Statements Of Sumitomo Chemical India Limited ("The Company")

Report on the Internal Financial Controls under Clause (i) of sub-section 3 of section 143 of the Companies Act, 2013, as amended ("the Act")

We have audited the internal financial controls with reference to the standalone Ind AS financial statements of the Company as of 31 March 2023 in conjunction with our audit of the standalone Ind AS financial statements of the Company for the year ended on that date.

MANAGEMENT'S RESPONSIBILITY FOR INTERNAL FINANCIAL CONTROLS

The Company's management is responsible for establishing and maintaining internal financial controls based on the internal control over financial reporting criteria established by the Company considering the essential components of internal control stated in the Guidance Note on Audit of Internal Financial Controls Over Financial Reporting issued by the Institute of Chartered Accountants of India ("ICAI"). These responsibilities include the design, implementation and maintenance of adequate internal financial controls that were operating effectively for ensuring the orderly and efficient conduct of its business, including adherence to the Company's policies, the safeguarding of its assets, the prevention and detection of frauds and errors, the accuracy and completeness of the accounting records, and the timely preparation of reliable financial information, as required under the Act.

AUDITOR'S RESPONSIBILITY

Our responsibility is to express an opinion on the Company's internal financial controls with reference to these standalone Ind AS financial statements based on our audit. We conducted our audit in accordance with the Guidance Note on Audit of Internal Financial Controls Over Financial Reporting (the "Guidance Note") and the Standards on Auditing as specified under section 143(10) of the Act, to the extent applicable to an audit of internal financial controls, both issued by the ICAI. Those Standards and the Guidance Note require that we comply with ethical requirements and plan and perform the audit to obtain reasonable assurance about whether adequate internal financial controls with reference to these standalone Ind AS financial statements was established and maintained and if such controls operated effectively in all material respects.

Our audit involves performing procedures to obtain audit evidence about the adequacy of the internal financial controls with reference to these standalone Ind AS financial statements and their operating effectiveness. Our audit of internal financial controls with reference to the standalone

Ind AS financial statements included obtaining an understanding of internal financial controls with reference to these standalone Ind AS financial statements, assessing the risk that a material weakness exists, and testing and evaluating the design and operating effectiveness of internal control based on the assessed risk. The procedures selected depend on the auditor's judgement, including the assessment of the risks of material misstatement of the standalone Ind AS financial statements, whether due to fraud or error.

We believe that the audit evidence we have obtained is sufficient and appropriate to provide a basis for our audit opinion on the Company's internal financial controls with reference to these standalone Ind AS financial statements.

MEANING OF INTERNAL FINANCIAL CONTROLS WITH REFERENCE TO THE STANDALONE IND AS FINANCIAL STATEMENTS

A company's internal financial controls with reference to the standalone Ind AS financial statements is a process designed to provide reasonable assurance regarding the reliability of financial reporting and the preparation of financial statements for external purposes in accordance with generally accepted accounting principles. A company's internal financial controls with reference to the standalone Ind AS financial statements includes those policies and procedures that (1) pertain to the maintenance of records that, in reasonable detail, accurately and fairly reflect the transactions and dispositions of the assets of the Company; (2) provide reasonable assurance that transactions are recorded as necessary to permit preparation of financial statements in accordance with generally accepted accounting principles, and that receipts and expenditures of the Company are being made only in accordance with authorisations of management and directors of the Company; and (3) provide reasonable assurance regarding prevention or timely detection of unauthorised acquisition, use, or disposition of the company's assets that could have a material effect on the financial statements.

INHERENT LIMITATIONS OF INTERNAL FINANCIAL CONTROLS WITH REFERENCE TO THE STANDALONE IND AS FINANCIAL STATEMENTS

Because of the inherent limitations of internal financial controls with reference to these standalone Ind AS financial statements, including the possibility of collusion or improper management override of controls, material misstatements due to error or fraud may occur and not be detected. Also, projections of any evaluation of the internal

ANNEXURE 2 (Contd.)

financial controls with reference to the standalone Ind AS financial statements to future periods are subject to the risk that the internal financial control with reference to the standalone Ind AS financial statements may become inadequate because of changes in conditions, or that the degree of compliance with the policies or procedures may deteriorate.

OPINION

In our opinion, the Company has, in all material respects, adequate internal financial controls with reference to the standalone Ind AS financial statements and such internal financial controls with reference to the standalone Ind AS financial statements were operating effectively as at

31 March 2023, based on the internal control over financial reporting criteria established by the Company considering the essential components of internal control stated in the Guidance Note on Audit of Internal Financial Controls Over Financial Reporting issued by the ICAI.

For S R B C & CO LLP

Chartered Accountants

ICAI Firm Registration Number: 324982E/E300003

PER JAYESH GANDHI

Partner

Place : Mumbai

Membership Number: 037924

Date : 18 May 2023

UDIN: 23037924BGXTZZ6881

STANDALONE BALANCE SHEET

AS AT 31 MARCH 2023

(Currency: Indian Rupees in Millions, unless otherwise stated)

Particulars	Notes	As at 31 March 2023	As at 31 March 2022
I. ASSETS			
(1) Non-current assets			
(a) Property, plant and equipment	3	3,927.46	3,496.09
(b) Capital work-in-progress	4	534.69	211.10
(c) Right-of-use assets	5	332.25	363.60
(d) Other intangible assets	6	38.18	43.49
(e) Intangible assets under development	7	177.35	141.06
(f) Financial assets			
(i) Investments	8	6.26	6.26
(ii) Loans	9	6.49	7.54
(iii) Others financial assets	10	357.92	299.99
(g) Non-current tax assets (Net)		345.35	212.89
(h) Other non-current assets	11	86.90	95.27
Total non-current assets		5,812.85	4,877.29
(2) Current assets			
(a) Inventories	12	8,886.97	9,377.62
(b) Financial assets			
(i) Investments	13	2,387.59	3,560.22
(ii) Trade receivables	14	9,460.62	8,431.43
(iii) Cash and cash equivalents	15	465.63	567.74
(iv) Bank balances other than (iii) above	16	2,559.57	218.78
(v) Loans	17	5.11	4.67
(vi) Other financial assets	18	2,849.20	1,745.04
(c) Other current assets	19	1,260.50	1,309.63
Total current assets		27,875.19	25,215.13
TOTAL ASSETS		33,688.04	30,092.42
II. EQUITY AND LIABILITIES			
(1) Equity			
(a) Equity share capital	20	4,991.46	4,991.46
(b) Other equity	21	18,807.63	14,252.08
Total equity		23,799.09	19,243.54
(2) Liabilities			
Non-current liabilities			
(a) Financial liabilities			
- Lease liabilities	39	177.45	247.19
(b) Provisions	22	225.63	223.42
(c) Deferred tax liabilities (net)	35	136.26	139.07
Total non-current liabilities		539.34	609.68
Current liabilities			
(a) Financial liabilities			
(i) Lease liabilities	39	162.27	128.65
(ii) Trade payables			
(A) total outstanding dues of micro and small enterprises	23	166.04	225.28
(B) total outstanding dues of creditors other than micro and small enterprises	23	4,756.48	4,972.53
(iii) Other financial liabilities	24	3,661.88	3,997.24
(b) Other current liabilities	25	511.49	796.44
(c) Provisions	26	63.07	71.64
(d) Current tax liabilities		28.38	47.42
Total current liabilities		9,349.61	10,239.20
Total liabilities		9,888.95	10,848.88
TOTAL EQUITY AND LIABILITIES		33,688.04	30,092.42
Significant accounting policies	2.1		
The accompanying notes 1 to 54 are an integral part of these standalone Ind AS financial statements.			

As per our report of even date attached
For **S R B C & CO LLP**
Chartered Accountants
Firm's Registration No: 324982E/E300003

Jayesh Gandhi
Partner
Membership Number: 037924
Place: Mumbai
Date: 18 May 2023

For and on behalf of the Board of Directors of
Sumitomo Chemical India Limited
CIN: L24110MH2000PLC124224

Chetan Shah
Managing Director
DIN: 00488127
Place: Mumbai
Date: 18 May 2023

Anil Nawal
Chief Financial Officer
Place: Mumbai
Date: 18 May 2023

Sushil Marfatia
Executive Director
DIN: 07618601
Place: Mumbai
Date: 18 May 2023

Deepika Trivedi
Company Secretary
Place: Mumbai
Date: 18 May 2023

STANDALONE STATEMENT OF PROFIT AND LOSS

FOR THE YEAR ENDED 31 MARCH 2023

(Currency: Indian Rupees in Millions, unless otherwise stated)

	Notes	For the year ended 31 March 2023	For the year ended 31 March 2022
I INCOME			
a. Revenue from operations	27	35,109.68	30,601.90
b. Other income	28	450.56	359.38
Total income (I)		35,560.24	30,961.28
II EXPENSES			
a. Cost of materials consumed	29	18,567.73	18,478.75
b. Purchase of stock-in-trade		2,674.77	2,309.39
c. Changes in inventories of finished goods, work-in-progress and stock-in-trade	30	1,463.79	(1,714.74)
d. Employee benefits expense	31	2,170.88	2,011.49
e. Finance costs	32	53.94	61.65
f. Depreciation and amortisation expense	3, 5 & 6	518.62	447.92
g. Other expenses	33	3,556.47	3,508.62
Total expenses (II)		29,006.20	25,103.08
III PROFIT BEFORE TAX (I-II)		6,554.04	5,858.20
IV TAX EXPENSE:			
a. Current tax	34	1,673.39	1,436.88
b. Deferred tax charge	35	4.18	38.60
c. Adjustment of tax in respect of earlier years	34 & 35	(157.90)	45.39
Total tax expenses (IV)		1,519.67	1,520.87
V NET PROFIT AFTER TAX (III-IV)		5,034.37	4,337.33
VI OTHER COMPREHENSIVE INCOME (OCI)			
a. Items that will not be reclassified to profit or loss			
Remeasurements of defined benefit liability		27.17	36.41
b. Income tax related to items that will not be reclassified to profit or loss			
Remeasurements of defined benefit liability	34	(6.84)	(9.16)
Total other comprehensive income for the year (VI)		20.33	27.25
VII TOTAL COMPREHENSIVE INCOME FOR THE YEAR (V-VI)		5,054.70	4,364.58
VIII EARNINGS PER EQUITY SHARE (FACE VALUE OF ₹ 10 EACH)			
Basic and diluted earnings per share (in ₹)	36	10.09	8.69
Significant accounting policies	2.1		
The accompanying notes 1 to 54 are an integral part of these standalone Ind AS financial statements.			

As per our report of even date attached
For **S R B C & CO LLP**
Chartered Accountants
Firm's Registration No: 324982E/E300003

For and on behalf of the Board of Directors of
Sumitomo Chemical India Limited
CIN: L24110MH2000PLC124224

Jayesh Gandhi
Partner
Membership Number: 037924
Place: Mumbai
Date: 18 May 2023

Chetan Shah
Managing Director
DIN: 00488127
Place: Mumbai
Date: 18 May 2023

Sushil Marfatia
Executive Director
DIN: 07618601
Place: Mumbai
Date: 18 May 2023

Anil Nawal
Chief Financial Officer
Place: Mumbai
Date: 18 May 2023

Deepika Trivedi
Company Secretary
Place: Mumbai
Date: 18 May 2023

STANDALONE STATEMENT OF CHANGES IN EQUITY

FOR THE YEAR ENDED 31 MARCH 2023

(Currency: Indian Rupees in Millions, unless otherwise stated)

(A) EQUITY SHARE CAPITAL

	Note	Amount
As at 31 March 2021	20	4,991.46
Changes in equity share capital during the year		-
As at 31 March 2022	20	4,991.46
Changes in equity share capital during the year		-
As at 31 March 2023	20	4,991.46

(B) OTHER EQUITY (REFER NOTE 21)

Particulars	Reserves & surplus			Total other equity
	General reserve	Securities premium	Retained earnings & OCI	
Balance as at 01 April 2021	6,517.81	2,350.60	1,418.42	10,286.83
Profit for the year	-	-	4,337.33	4,337.33
Other comprehensive income for the year (net of tax)	-	-	27.24	27.24
Total comprehensive income for the year	-	-	4,364.57	4,364.57
Transfer to general reserve	3,750.00	-	(3,750.00)	-
Dividend on equity shares for the year	-	-	(399.32)	(399.32)
Balance as at 31 March 2022	10,267.81	2,350.60	1,633.67	14,252.08
Profit for the year	-	-	5,034.37	5,034.37
Other comprehensive income for the year (net of tax)	-	-	20.33	20.33
Total comprehensive income for the year	-	-	5,054.70	5,054.70
Transfer to general reserve	4,500.00	-	(4,500.00)	-
Dividend on equity shares for the year	-	-	(499.15)	(499.15)
Balance as at 31 March 2023	14,767.81	2,350.60	1,689.22	18,807.63

Refer note 21B for nature and purpose of reserves

As per our report of even date attached
For **S R B C & CO LLP**
Chartered Accountants
Firm's Registration No: 324982E/E300003

For and on behalf of the Board of Directors of
Sumitomo Chemical India Limited
CIN: L24110MH2000PLC124224

Jayesh Gandhi
Partner
Membership Number: 037924
Place: Mumbai
Date: 18 May 2023

Chetan Shah
Managing Director
DIN: 00488127
Place: Mumbai
Date: 18 May 2023

Sushil Marfatia
Executive Director
DIN: 07618601
Place: Mumbai
Date: 18 May 2023

Anil Nawal
Chief Financial Officer
Place: Mumbai
Date: 18 May 2023

Deepika Trivedi
Company Secretary
Place: Mumbai
Date: 18 May 2023

STANDALONE STATEMENT OF CASH FLOWS

FOR THE YEAR ENDED 31 MARCH 2023

(Currency: Indian Rupees in Millions, unless otherwise stated)

	For the year ended 31 March 2023	For the year ended 31 March 2022
A. CASH FLOW FROM OPERATING ACTIVITIES		
Profit before tax as per statement of Profit and Loss	6,554.04	5,858.20
Adjustments for:		
Depreciation and amortisation expense	518.62	447.92
Impairment allowance on trade receivables	210.27	229.95
Export incentive receivable written off	20.46	2.25
Sundry balance written off	1.03	0.23
(Profit)/Loss on sale / disposal of property, plant and equipment	1.32	(4.04)
Property, plant and equipment written off (including capital work-in-progress)	0.09	11.19
Gain on sale of financial assets measured at FVTPL	(231.67)	(66.89)
Excess provisions in respect of earlier years written back (net)	(4.37)	(2.08)
Interest income	(249.35)	(103.54)
Fair valuation gain on financial assets measured at FVTPL	65.62	(78.29)
Dividend income	(1.47)	(91.44)
Finance costs	53.94	61.65
Unrealised exchange differences (net)	(3.70)	(30.21)
Operating cash flow before working capital changes	6,934.83	6,234.90
Working capital adjustments		
Adjustments for (increase) / decrease in assets		
Trade receivables	(1,233.77)	(178.91)
Inventories	490.65	(1,839.49)
Other non current and current assets	37.96	191.75
Other non current and current financial assets	173.89	(145.18)
Adjustments for increase / (decrease) in liabilities		
Trade payables	(276.61)	(721.63)
Non current and current provisions	20.81	(16.83)
Other non current and current financial liabilities	(288.13)	417.71
Other non current and current liabilities	(284.97)	(285.06)
Cash generated from operating activities	5,574.66	3,657.26
Income taxes paid (net of refund)	(1,680.84)	(1,425.37)
Net cash flows generated from operating activities (A)	3,893.82	2,231.89
B. CASH FLOW FROM INVESTING ACTIVITIES		
Purchase of property, plant and equipment and capital work-in-progress (net of capital advances)	(1,198.84)	(1,135.22)
Proceeds from sale of property, plant and equipment	3.48	10.63
Proceeds from sale of investment in subsidiary	-	2.51
Purchase of mutual funds	(7,936.26)	(4,416.17)
Proceeds from sale of mutual funds	9,274.96	3,903.51
Movement in deposit with banks not considered as cash and cash equivalents :		
- Investment in deposits	(5,324.06)	(3,135.89)
- Proceed from deposits	3,879.45	2,062.20
Investments in deposit with corporates	(2,260.00)	(250.00)
Proceeds from deposit with corporates	150.00	-
Interest received	139.32	58.88
Dividend received	1.47	91.44
Net cash flows used in investing activities (B)	(3,270.48)	(2,808.11)

STANDALONE STATEMENT OF CASH FLOWS

FOR THE YEAR ENDED 31 MARCH 2023

(Currency: Indian Rupees in Millions, unless otherwise stated)

	For the year ended 31 March 2023	For the year ended 31 March 2022
C. CASH FLOW FROM FINANCING ACTIVITIES		
Payment of lease liability	(210.67)	(211.71)
Interest paid	(15.42)	(14.47)
Dividend paid	(499.36)	(399.32)
Net cash flows used in financing activities (C)	(725.45)	(625.50)
Net decrease in cash and cash equivalents (A + B + C)	(102.11)	(1,201.72)
Cash and cash equivalents at the beginning of the year	567.74	1,769.46
Cash and cash equivalents at the end of the year (Refer note 15)	465.63	567.74

Notes:

- The above cash flow statement has been prepared under the 'Indirect Method' as set out in the Ind AS 7, 'Statement of Cash Flows'
- Changes in lease liabilities arising from financing activities :

	For the year ended 31 March 2023	For the year ended 31 March 2022
Opening balance	375.84	326.35
Cash outflows	(210.67)	(211.71)
New leases	136.03	214.02
Accretion of interest	38.52	47.18
Closing balance	339.72	375.84

Significant accounting policies (Refer note 2.1)

The accompanying notes 1 to 54 are an integral part of these standalone Ind AS financial statements.

As per our report of even date attached
For **S R B C & CO LLP**
Chartered Accountants
Firm's Registration No: 324982E/E300003

For and on behalf of the Board of Directors of
Sumitomo Chemical India Limited
CIN: L24110MH2000PLC124224

Jayesh Gandhi
Partner
Membership Number: 037924
Place: Mumbai
Date: 18 May 2023

Chetan Shah
Managing Director
DIN: 00488127
Place: Mumbai
Date: 18 May 2023

Sushil Marfatia
Executive Director
DIN: 07618601
Place: Mumbai
Date: 18 May 2023

Anil Nawal
Chief Financial Officer
Place: Mumbai
Date: 18 May 2023

Deepika Trivedi
Company Secretary
Place: Mumbai
Date: 18 May 2023

NOTES TO THE STANDALONE IND AS FINANCIAL STATEMENTS

FOR THE YEAR ENDED 31 MARCH 2023

(Currency: Indian Rupees in Millions, unless otherwise stated)

1 CORPORATE INFORMATION

Sumitomo Chemical India Limited ('SCIL' or 'the Company') (CIN: L24110MH2000PLC124224) was incorporated originally on 15 February 2000 and converted from Private Limited to Public Limited w.e.f. 24 November 2018. SCIL is a subsidiary of Sumitomo Chemical Company Limited, Japan ('SCCL'). The Company's registered office is at Building No. 1, Ground Floor, Shant Manor Co-Op Housing Society Limited, Chakravarti Ashok 'X' Road, Kandivali (East), Mumbai – 400101 and its corporate office is at 13/14 Aradhana Industrial Development Corporation, Near Virwani Industrial Estate, Goregaon (East), Mumbai – 400 063. The Company's shares are listed on National Stock Exchange and Bombay Stock Exchange. The Company is primarily engaged in manufacturing and sales of household insecticides, agricultural pesticides, public health insecticides and animal nutrition products.

The standalone Ind AS financial statements for the year ended 31 March 2023 were approved by the Board of Directors and approved for issue on 18 May 2023.

2.1 SIGNIFICANT ACCOUNTING POLICIES

a) Basis of preparation

The financial statements of the Company have been prepared in accordance with Indian Accounting Standards (Ind AS) notified under the Companies (Indian Accounting Standards) Rules, 2015 (as amended from time to time) and presentation requirements of Division II of Schedule III to the Companies Act, 2013, (Ind AS compliant Schedule III), as applicable to the standalone Ind AS financial statements.

The standalone Ind AS financial statements have been prepared on a historical cost basis, except for certain financial assets and liabilities measured at fair value as explained in accounting policy of fair value measurement [Refer note 2.1(s)] and financial instruments [Refer note 2.1(q)] below.

The accounting policies adopted for preparation and presentation of financial statement have been consistent with the previous year.

The standalone Ind AS financial statements are presented in Indian Rupees and all values are rounded to the nearest Millions, except when otherwise indicated.

b) Use of estimates and judgements

The preparation of financial statements in conformity with Ind AS requires management to make judgements, estimates and assumptions, that affect the application of accounting policies and the reported amounts of assets, liabilities, income, expenses and disclosures of contingent assets and liabilities at the date of these standalone Ind AS financial statements and the reported amounts of revenues and expenses for the years presented. Actual results may differ from these estimates. Estimates and underlying assumptions are reviewed on an ongoing basis.

In particular, information about significant areas of estimation, uncertainty and critical judgements in applying accounting policies that have the most significant effect on the amounts recognised in the standalone Ind AS financial statements are disclosed in note 2.3.

c) Property, plant and equipment

Items of property, plant and equipment, other than freehold land, are measured at cost less accumulated depreciation and accumulated impairment losses, if any. Freehold land is carried at cost and is not depreciated. Capital work-in-progress is stated at cost.

The cost of an item of property, plant and equipment comprises:

- a) its purchase price, including import duties and all purchase applicable taxes, after deducting trade discounts and rebates.
- b) any directly attributable cost of bringing the asset to its location and condition necessary for it to be capable of operating in the manner intended by management.
- c) the estimated costs of dismantling and removing the item and restoring the site on which it is located.

Income and expenses related to the incidental operations, not necessary to bring the item to the location and condition necessary for

NOTES TO THE STANDALONE IND AS FINANCIAL STATEMENTS

FOR THE YEAR ENDED 31 MARCH 2023

(Currency: Indian Rupees in Millions, unless otherwise stated)

it to be capable of operating in the manner intended by management, are recognised in the statement of profit and loss.

If significant parts of an item of property, plant and equipment have different useful lives, then they are accounted and depreciated for as separate items (major components) of property, plant and equipment.

Any gain or loss on derecognition of an item of property, plant and equipment is recognised in the statement of profit and loss.

Projects under which the property, plant and equipment is not yet ready for their intended use are carried as capital work in progress at cost determined as aforesaid.

Subsequent expenditure:

Subsequent costs are included in the assets carrying amount or recognised as a separate asset, as appropriate only if it is probable that the future economic benefits associated with the item will flow to the Company and that the cost of the item can be reliably measured. The carrying amount of any component accounted for as a separate asset is derecognised when replaced. All other repairs and maintenance are charged to profit and loss during the reporting period in which they are incurred.

d) Intangible assets

The cost of an intangible asset comprises of its purchase price, including any import duties and other taxes (other than those subsequently recoverable from the taxing

authorities), and any directly attributable expenditure on making the asset ready for its intended use.

Technical know-how fees for new product development is amortised over the period not exceeding five years from the date of agreement with supplier of technology.

The estimated useful life of the intangible assets and the amortisation period are reviewed at the end of each financial year and the amortisation period is revised to reflect the changed pattern, if any.

Gains or losses arising from derecognition of an intangible asset are measured as the difference between the net disposal proceeds and the carrying amount of the asset and are recognised in the statement of profit and loss when the asset is derecognised.

e) Depreciation and amortisation

Depreciation is provided, under the straight line method, pro rata to the period of use, based on useful lives specified in Schedule II to the Companies Act, 2013 except for the following items where useful lives estimated by the management based on internal technical assessment, past trends and expected operational lives differ from those provided in Schedule II of the Companies Act, 2013. The management believes that these estimated useful lives are realistic and reflect fair approximation of the period over which the assets are likely to be used:

Leasehold land and leasehold improvements are amortised over the term of lease.

The key assets and related lives are:

Nature of asset	Life in years *
Factory road	5 to 10
Buildings	10 to 60
Plant and machinery (including computers)	3 to 25
Furniture and fixtures	10
Vehicles	5
Office equipments	5
Electrical installation	10
Laboratory equipments	10

Assets costing less than ₹ 25,000/- are fully depreciated in the year of purchase.

* The residual values are not more than 5% of the original cost of the asset wherever applicable.

NOTES TO THE STANDALONE IND AS FINANCIAL STATEMENTS

FOR THE YEAR ENDED 31 MARCH 2023

(Currency: Indian Rupees in Millions, unless otherwise stated)

Amortisation in respect of all the intangible assets is provided on straight line method over the useful lives of assets.

Nature of asset	Life in years *
Data registration expenses	3
Software and license and registration	4
Technical know-how	5 or agreement period whichever is less

f) Impairment of non-financial assets

The carrying values of assets at each reporting date are reviewed for impairment if any indication of impairment exists at cash generating unit ('CGU') level.

If any indication exists, or when annual impairment testing for an asset is required, the Company estimates the asset's recoverable amount. An asset's recoverable amount is the higher of an asset's CGU fair value less costs of disposal and its value in use. Recoverable amount is determined for an individual asset, unless the asset does not generate cash inflows that are largely independent of those from other assets or groups of assets. When the carrying amount of an asset or CGU exceeds its recoverable amount, the asset is considered impaired and is written down to its recoverable amount.

In assessing value in use, the estimated future cash flows are discounted to their present value using a pre-tax discount rate that reflects current market assessments of the time value of money and the risks specific to the asset. In determining fair value less costs of disposal, recent market transactions are taken into account. If no such transactions can be identified, an appropriate valuation model is used. Impairment losses including impairment on inventories are recognised in the statement of profit and loss.

When there is an indication that an impairment loss recognised for an asset in earlier accounting periods no longer exists or may have decreased, such reversal of impairment loss is recognised in the statement of profit and loss, to the extent the amount was previously charged to the statement of profit and loss.

g) Inventories

Inventories are valued at the lower of cost and net realisable value. Net realisable value is the estimated selling price in the ordinary course of business, less estimated costs of completion and the estimated costs necessary to make the sale.

- i) Raw materials and packing materials, components, stores and spares: Cost is determined on moving weighted average basis which is valued at cost. However, raw materials and packing materials and other items held for use in the production of inventories are not written down below cost if the finished products in which they will be incorporated are expected to be sold at or above cost. Stores and spares which do not meet the definition of property, plant and equipment are accounted as inventory.
- ii) Work-in-progress and finished goods: Cost includes direct materials and labour and a proportion of manufacturing overheads based on normal operating capacity and other cost bringing the inventories at their present condition and location. Cost is determined on weighted average basis.
- iii) Traded products: Cost includes cost of purchase and other costs incurred in bringing the inventories at their present location and condition. Cost is determined on weighted average basis.

h) Employee benefits

1) Short-term employee benefits

Defined contribution plans

The Company makes contribution towards provident fund, pension fund, superannuation fund and employee's state insurance contribution to a

NOTES TO THE STANDALONE IND AS FINANCIAL STATEMENTS

FOR THE YEAR ENDED 31 MARCH 2023

(Currency: Indian Rupees in Millions, unless otherwise stated)

defined contribution retirement benefit plan for qualifying employees. Both the employee and the Company make monthly contribution equal to a specified % of the covered employee's salary or a fixed monthly contribution. The monthly contributions payable by the Company are charged to the statement of profit and loss as incurred.

Defined benefit plans

A defined benefit plan is a post-employment benefit plan other than a defined contribution plan. The Company's net obligation in respect of defined benefit plans is calculated separately for each plan by estimating the amount of future benefit that employees have earned in the current and prior periods, discounting that amount and deducting the fair value of any plan assets.

The calculation of defined benefit obligations is performed annually by a qualified actuary using the projected unit credit method. When the calculation results in a potential asset for the Company, the recognised asset is limited to the present value of economic benefits available in the form of any future refunds from the plan or reductions in future contributions to the plan. To calculate the present value of economic benefits, consideration is given to any applicable minimum funding requirements.

Remeasurement of the net defined benefit liability, which comprise actuarial gains and losses, the return on plan assets (excluding interest) and the effect of the asset ceiling (if any, excluding interest), are recognised immediately in other comprehensive income (OCI). Net interest expense (income) on the net defined liability (assets) is computed by applying the discount rate, used to measure the defined benefit obligation at the beginning of the annual period to the

then-net defined liability (asset) after taking into account any changes as a result of contribution and benefit payments during the year. Net interest expense and other expenses related to gratuity benefit scheme are recognised in statement of profit and loss.

When the benefits of a plan are changed or when a plan is curtailed, the resulting change in benefit that relates to past service or the gain or loss on curtailment is recognised immediately in profit or loss. The Company recognises gains and losses on the settlement of a defined benefit plan when the settlement occurs.

Short-term employee benefits

The undiscounted amount of short-term employee benefits expected to be paid in exchange for the services rendered by the employees is recognised during the period when the employee renders the service.

2) Other long-term benefits

Compensated absences which are not expected to occur within twelve months after the end of the period in which the employees renders the related services are recognised as a liability at the present value of the defined benefit obligation at the reporting date. Provision in respect of leave encashment benefits has been made based on actuarial valuation carried out by an independent actuary at the reporting date using Projected unit cost method. The employees can avail upto a certain number of leaves as per the Company's policies in one year and accordingly the liability has been classified into current and non current in the financials.

i) Foreign currency transactions

i. Functional and presentation currency

The Company's standalone Ind AS financial statements are prepared in Indian Rupees which is also the Company's functional currency.

NOTES TO THE STANDALONE IND AS FINANCIAL STATEMENTS

FOR THE YEAR ENDED 31 MARCH 2023

(Currency: Indian Rupees in Millions, unless otherwise stated)

ii. Initial recognition

Foreign currency transactions are recorded in the functional currency, by applying to the foreign currency amount the exchange rate between the functional currency and the foreign currency at the date of the transaction.

iii. Subsequent measurement

Monetary assets and liabilities denominated in foreign currencies are translated into the functional currency at the exchange rate at the reporting date. Non-monetary assets and liabilities that are measured at fair value in a foreign currency are translated into the functional currency at the exchange rate when the fair value was determined. Foreign currency differences are generally recognised in profit or loss. Non-monetary items that are measured based on historical cost in a foreign currency are not translated.

j) Income taxes

Tax expense for the period comprises of current tax and deferred tax charge or credit. It is recognised in statement of profit and loss except to the extent that it relates to items recognised directly in equity or in OCI.

Current taxes

Current tax comprises of the expected tax payable or receivable on the taxable income or loss for the period and any adjustment to the tax payable or receivable in respect of previous years. The amount of current tax reflects the best estimate of the tax amount expected to be paid or received after considering the uncertainty, if any, related to income taxes. It is measured using tax rates (and tax laws) enacted or substantively enacted by the reporting date. For the purpose of computing income taxes management has applied the annual effective tax rate on to the profit before tax for the year ended 31 March 2023.

Current tax assets and current tax liabilities are offset only if there is a legally enforceable right to set off the recognised amounts, and it is intended to realise the

asset and settle the liability on a net basis or simultaneously.

Deferred taxes

Deferred tax is recognised in respect of temporary differences between the carrying amounts of assets and liabilities for financial reporting purposes and the corresponding amounts used for taxation purposes. Deferred tax is also recognised in respect of carried forward tax losses and tax credits. Deferred tax is not recognised for:

- temporary differences arising on the initial recognition of assets or liabilities in a transaction that is not a business combination and that affects neither accounting nor taxable profit or loss at the time of the transaction;
- taxable temporary differences arising on the initial recognition of goodwill.

Deferred tax assets are recognised to the extent that it is probable that future taxable profits will be available against which they can be used. The existence of unused tax losses is strong evidence that future taxable profit may not be available. Therefore, in case of a history of recent losses, the Company recognises a deferred tax asset only to the extent that it has sufficient taxable temporary differences or there is convincing other evidence that sufficient taxable profit will be available against which such deferred tax asset can be realised. Deferred tax assets – unrecognised or recognised, are reviewed at each reporting date and are recognised/reduced to the extent that it is probable/ no longer probable respectively that the related tax benefit will be realised.

Deferred tax is measured at the tax rates that are expected to apply to the period when the asset is realised or the liability is settled, based on the laws that have been enacted or substantively enacted by the reporting date.

The measurement of deferred tax reflects the tax consequences that would follow from the manner in which the Company

NOTES TO THE STANDALONE IND AS FINANCIAL STATEMENTS

FOR THE YEAR ENDED 31 MARCH 2023

(Currency: Indian Rupees in Millions, unless otherwise stated)

expects, at the reporting date, to recover or settle the carrying amount of its assets and liabilities.

Deferred tax assets and liabilities are offset only if:

- a) The Company has a legally enforceable right to set off current tax assets against current tax liabilities; and
- b) The deferred tax assets and the deferred tax liabilities relate to income taxes levied by the same taxation authority on the same taxable entity.

k) Earnings per share

The basic earnings per equity share ('EPS') is computed by dividing the net profit or loss for the period attributable to the equity shareholders by the weighted average number of equity shares outstanding during the reporting period. Diluted EPS is computed by dividing the net profit attributable to the equity shareholders for the year by the weighted average number of equity and dilutive equity equivalent shares outstanding during the year, except where the impact would be anti-dilutive.

l) Provisions and contingencies

The Company creates a provision when there is present obligation as a result of a past event that probably requires an outflow of resources embodying economic benefits and a reliable estimate can be made of the amount of the obligation. A disclosure for a contingent liability is made when there is a possible obligation or a present obligation that may, but probably will not, require an outflow of resources. When there is a possible obligation or a present obligation in respect of which the likelihood of outflow of resources is remote, no provision or disclosure is made. Provisions are reviewed at each reporting date and adjusted to reflect the current best estimate.

If the effect of the time value of money is material, provisions are discounted using a current pre-tax rate that reflects, when appropriate, the risks specific to the liability. When discounting is used, the increase in the provision due to the passage of time is recognised as a finance cost.

m) Research and development

Research costs are expensed as incurred. Development expenditure incurred on an individual project is carried forward when its future recoverability can reasonably be regarded as assured. Any expenditure carried forward is amortised over the period expected future sales from the related project, not exceeding ten years.

n) Cash and cash equivalents

In cash flow statement, cash and cash equivalents includes cash in hand, bank balances, term deposits with banks and other short term highly liquid investments with original maturities within three months or less.

o) Revenue Recognition

i. Sale of goods

Revenue from sale of goods is recognised when control of the products being sold is transferred to the customers and when there are no longer any unfulfilled obligations. The performance obligations in contracts are fulfilled at the time of dispatch, delivery or upon formal customer acceptance depending on customer terms.

Revenue is measured at transaction price, after deduction of any trade discounts, volume rebates and any taxes or duties collected on behalf of the government such as goods and services tax, etc. Accumulated experience is used to estimate the provision for such discounts and rebates. Revenue is only recognised to the extent that it is highly probable a significant reversal will not occur. Customers have the contractual right to return goods only when authorised by the Company. An estimate is made of goods that will be returned and a liability is recognised for this amount using a best estimate based on accumulated experience.

NOTES TO THE STANDALONE IND AS FINANCIAL STATEMENTS

FOR THE YEAR ENDED 31 MARCH 2023

(Currency: Indian Rupees in Millions, unless otherwise stated)

Return of Goods

The Company uses the expected value method to estimate liability and corresponding adjustment to cost of sales for the goods that are expected to be returned.

Export Incentives

Export benefits arising from Duty Drawback scheme, Remission of Duties and Taxes on Export Products (RoDTEP) and other eligible export incentives are recognised on post export basis at the rate at which the entitlements accrue and is included in the 'Other Operating Income' (Revenue from operation).

Rebates and Discounts

The Company provides discount and rebate schemes, to its customers. Discount and rebate schemes give rise to variable consideration. To estimate the variable consideration to which it will be entitled, the Company considers that either the expected value method or the most likely amount method, depending on which of them better predicts the amount of variable consideration for the particular type of contract.

ii. Other income

- a. Interest income is recognised on a time proportion basis taking into account the amount outstanding and the effective rate of interest.
- b. Revenue in respect of insurance / other claims, interest etc., is recognised only when it is reasonably certain that the ultimate collection will be made.
- c. Dividend income is recognised in the statement of profit and loss on the date on which right to receive the payment is established.
- d. Interest u/s 244A of Income tax Act, 1961 is recognised on realisation.

iii. Sale of services

Revenue from rendering of services is recognised over time considering the time elapsed. The transaction price of these services is recognised as a contract liability upon receipt of advance from the customer, if any, and is released on a straight line basis over the period of service.

p) Contract balances

Contract assets

A contract asset is the right to consideration in exchange for goods or services transferred to the customer. If the Company performs by transferring goods or services to a customer before the customer pays consideration or before payment is due, a contract asset is recognised for the earned consideration that is conditional.

Contract assets represents right to receive the inventory (on estimated sales returns). Refer accounting policy on impairment of financial assets in note 2.1(r).

Contract liabilities

A contract liability is the obligation to transfer goods or services to a customer for which the Company has received consideration (or an amount of consideration is due) from the customer. If a customer pays consideration before the Company transfers goods or services to the customer, a contract liability is recognised when the payment is made, or the payment is due (whichever is earlier). Contract liabilities are recognised as revenue when the Company performs under the contract.

q) Financial instruments

A financial instrument is any contract that gives rise to a financial asset of one entity and a financial liability or equity instrument of another entity. Financial instruments also include derivative contracts such as foreign currency exchange forward contracts.

i. Financial assets

Classification

The Company shall classify financial assets as subsequently measured

NOTES TO THE STANDALONE IND AS FINANCIAL STATEMENTS

FOR THE YEAR ENDED 31 MARCH 2023

(Currency: Indian Rupees in Millions, unless otherwise stated)

at amortised cost, fair value through other comprehensive income or fair value through profit or loss on the basis of its business model for managing the financial assets and the contractual cash flow characteristics of the financial asset.

Initial recognition and measurement

All financial assets are recognised initially at fair value plus, in the case of financial assets not recorded at fair value through profit or loss, transaction costs that are attributable to the acquisition of the financial asset. Purchases or sales of financial assets that require delivery of assets within a time frame established by regulation or convention in the market place (regular way trades) are recognised on the trade date, i.e., the date that the Company commits to purchase or sell the asset.

Debt instruments at amortised cost

A 'debt instrument' is measured at the amortised cost if both the following conditions are met:

- a) The asset is held within a business model whose objective is to hold assets for collecting contractual cash flows, and
- b) Contractual terms of the asset give rise on specified dates to cash flows that are solely payments of principal and interest (SPPI) on the principal amount outstanding.

After initial measurement, such financial assets are subsequently measured at amortised cost using the effective interest rate (EIR) method. Amortised cost is calculated by taking into account any discount or premium on acquisition and fees or costs that are an integral part of the EIR. The EIR amortisation is included in finance income in the statement of profit and loss. The losses arising from impairment are recognised in the statement of profit and loss. This category generally applies to trade and other receivables.

Financial assets at fair value through other comprehensive income (FVTOCI)

Financial assets are subsequently measured at fair value through other comprehensive income if these financial assets are held within a business model whose objective is achieved both by collecting contractual cash flows and selling the financial assets and the asset's contractual cash flow represents SPPI.

Financial instruments included within the FVTOCI category are measured initially as well as at each reporting date at fair value. Fair value movements are recognised in the other comprehensive income (OCI). However, the Company recognises interest income, dividend income, impairment losses and reversals and foreign exchange gain or loss in the statement of profit and loss. On derecognition of the asset, cumulative gain or loss previously recognised in OCI is reclassified from the equity to the statement of profit and loss. At present, there are no financial assets recognised at FVTOCI.

Financial assets at fair value through profit or loss (FVTPL)

FVTPL is a residual category for financial assets. Any financial assets, which does not meet the criteria for categorisation as at amortised cost or as FVTOCI, is classified as at FVTPL. Financial assets included within the FVTPL category are measured at fair value with all changes recognised in the statement of profit and loss.

Equity investments

Equity investments in subsidiaries are out of scope of Ind AS 109 and hence, the Company has accounted for its investment in subsidiaries at cost.

All other equity investments are measured at fair value. Equity instruments, which are held for trading are classified as at FVTPL.

NOTES TO THE STANDALONE IND AS FINANCIAL STATEMENTS

FOR THE YEAR ENDED 31 MARCH 2023

(Currency: Indian Rupees in Millions, unless otherwise stated)

Where the Company classifies equity instruments as at FVTOCI, then all fair value changes on the instrument, excluding dividends, are recognised in the OCI. There is no recycling of the amounts from OCI to profit and loss, even on sale of investment. Equity instruments included within the FVTPL category are measured at fair value with all changes recognised in the statement of profit and loss.

Derecognition

The Company derecognises a financial asset when the rights to receive cash flows from the asset have expired or it transfers the right to receive the contractual cash flow on the financial assets in a transaction in which substantially all the risk and rewards of ownership of the financial asset are transferred.

ii. Financial liabilities

Classification

Financial liabilities are classified, at initial recognition, as financial liabilities at fair value through profit or loss. All financial liabilities are recognised initially at fair value and, in the case of loans and borrowings and payables, net of directly attributable transaction costs.

Initial recognition and measurement

Financial liabilities are classified, at initial recognition, as financial liabilities at fair value through profit or loss. All financial liabilities are recognised initially at fair value and, in the case of loans and borrowings and payables, net of directly attributable transaction costs.

Subsequent measurement

The measurement of financial liabilities depends on their classification, as described below:

Financial liabilities at fair value through profit or loss

Financial liabilities at fair value through profit or loss include financial liabilities

held for trading and financial liabilities designated upon initial recognition as at fair value through profit or loss. Financial liabilities are classified as held for trading if they are incurred for the purpose of repurchasing in the near term. This category also includes derivative financial instruments entered into by the Company that are not designated as hedging instruments in hedge relationships as defined by Ind AS 109. Gains or losses on liabilities held for trading are recognised in the statement profit and loss.

Financial liabilities at amortised cost

After initial recognition, interest-bearing loans and borrowings are subsequently measured at amortised cost using the EIR method. Gains and losses are recognised in the statement of profit and loss when the liabilities are derecognised as well as through the EIR amortisation process.

Amortised cost is calculated by taking into account any discount or premium on acquisition and fees or costs that are an integral part of the EIR. The EIR amortisation is included as finance costs in the statement of profit and loss.

Derecognition

A financial liability is derecognised when the obligation under the liability is discharged or cancelled or expires. When an existing financial liability is replaced by another from the same lender on substantially different terms, or the terms of an existing liability are substantially modified, such an exchange or modification is treated as the derecognition of the original liability and the recognition of a new liability. The difference in the respective carrying amounts is recognised in the statement of profit and loss.

NOTES TO THE STANDALONE IND AS FINANCIAL STATEMENTS

FOR THE YEAR ENDED 31 MARCH 2023

(Currency: Indian Rupees in Millions, unless otherwise stated)

Offsetting of financial instruments

Financial assets and financial liabilities are offset and the net amount is reported in the balance sheet if there is a currently enforceable legal right to offset the recognised amounts and there is an intention to settle on a net basis, to realise the assets and settle the liabilities simultaneously.

Derivatives and hedging activities

The Company enters derivatives like forwards contracts to hedge its foreign currency risks. Derivatives are initially recognised at fair value on the date a derivative contract is entered into and are subsequently marked to market at the end of each reporting period with profit/loss being recognised in statement of profit and loss. Derivative assets/liabilities are classified under "other financial assets/other financial liabilities". Profits and losses arising from cancellation of contracts are recognised in the statement of profit and loss.

r) Financial assets impairment

The Company assessed the expected credit losses associated with its assets carried at amortised cost and fair value through other comprehensive income based on the Company's past history of recovery, credit worthiness of the counter party and existing and future market conditions. For all financial assets other than trade receivables, expected credit losses are measured at an amount equal to the 12-month expected credit loss (ECL) unless there has been a significant increase in credit risk from initial recognition in which case those are measured at lifetime ECL. For trade receivables, the Company has applied the simplified approach for recognition of impairment allowance as provided in Ind AS 109 which requires the expected lifetime losses from initial recognition of the receivables.

s) Fair value measurement

Fair value is the price that would be received to sell an asset or paid to transfer a liability

in an orderly transaction between market participants at the measurement date. The fair value measurement is based on the presumption that the transaction to sell the asset or transfer the liability takes place either:

- (i) In the principal market for the asset or liability, or
- (ii) In the absence of a principal market, in the most advantageous market for the asset or liability

The fair value of an asset or a liability is measured using the assumptions that market participants would use when pricing the asset or liability, assuming that market participants act in their economic best interest.

A fair value measurement of a non-financial asset takes into account a market participant's ability to generate economic benefits by using the asset in its highest and best use or by selling it to another market participant that would use the asset in its highest and best use.

The Company uses valuation techniques that are appropriate in the circumstances and for which sufficient data are available to measure fair value, maximising the use of relevant observable inputs and minimising the use of unobservable inputs.

All assets and liabilities for which fair value is measured or disclosed in the financial statements are categorised within the fair value hierarchy, described as follows, based on the lowest level input that is significant to the fair value measurement as a whole:

Level 1 – Quoted (unadjusted) market prices in active markets for identical assets or liabilities.

Level 2 – Valuation techniques for which the lowest level input that is significant to the fair value measurement is directly or indirectly observable.

Level 3 – Valuation techniques for which the lowest level input that is significant to the fair value measurement is unobservable.

For assets and liabilities that are recognised in the financial statements on a recurring basis, the Company determines whether

NOTES TO THE STANDALONE IND AS FINANCIAL STATEMENTS

FOR THE YEAR ENDED 31 MARCH 2023

(Currency: Indian Rupees in Millions, unless otherwise stated)

transfers have occurred between levels in the hierarchy by re-assessing categorisation (based on the lowest level input that is significant to the fair value measurement as a whole) at the end of each reporting year.

t) Leases

The Company assesses at contract inception whether a contract is, or contains, a lease. That is, if the contract conveys the right to control the use of an identified asset for a period of time in exchange for consideration.

Company as a lessee

The Company applies a single recognition and measurement approach for all leases, except for short-term leases and leases of low-value assets. The Company recognises lease liabilities to make lease payments and right-of-use assets representing the right to use the underlying assets.

a) Right-of-use assets

The Company recognises right-of-use assets at the commencement date of the lease (i.e., the date the underlying asset is available for use). Right-of-use assets are measured at cost, less any accumulated depreciation and impairment losses, and adjusted for any remeasurement of lease liabilities. The cost of right-of-use assets includes the amount of lease liabilities recognised, initial direct costs incurred, and lease payments made at or before the commencement date less any lease incentives received. Right-of-use assets are depreciated on a straight-line basis over the shorter of the lease term and the estimated useful lives of the assets, as follows:

Leasehold building	1-9 years
Leasehold vehicles	4-5 years

The right-of-use assets are also subject to impairment. Refer accounting policy in note 2.1(f) Impairment of non-financial assets.

b) Lease liabilities

At the commencement date of the lease, the Company recognises lease liabilities measured at the present value

of lease payments to be made over the lease term. The lease payments include fixed payments (including in substance fixed payments) less any lease incentives receivable, variable lease payments that depend on an index or a rate, and amounts expected to be paid under residual value guarantees. The lease payments also include the exercise price of a purchase option reasonably certain to be exercised by the Company and payments of penalties for terminating the lease, if the lease term reflects the Company exercising the option to terminate. Variable lease payments that do not depend on an index or a rate are recognised as expenses (unless they are incurred to produce inventories) in the period in which the event or condition that triggers the payment occurs.

In calculating the present value of lease payments, the Company uses its incremental borrowing rate at the lease commencement date because the interest rate implicit in the lease is not readily determinable. After the commencement date, the amount of lease liabilities is increased to reflect the accretion of interest and reduced for the lease payments made. In addition, the carrying amount of lease liabilities is remeasured if there is a modification, a change in the lease term, a change in the lease payments (e.g., changes to future payments resulting from a change in an index or rate used to determine such lease payments) or a change in the assessment of an option to purchase the underlying asset. The Company's lease liabilities are included in interest-bearing borrowings.

c) Short-term leases and leases of low-value assets:

The Company applies the short-term lease recognition exemption to its short-term leases of office premises and storage locations (i.e., those leases that have a lease term of 12 months

NOTES TO THE STANDALONE IND AS FINANCIAL STATEMENTS

FOR THE YEAR ENDED 31 MARCH 2023

(Currency: Indian Rupees in Millions, unless otherwise stated)

or less from the commencement date and do not contain a purchase option). It also applies the lease of low-value assets recognition exemption to leases of office equipment that are considered to be low value. Lease payments on short-term leases and leases of low-value assets are recognised as expense on a straight-line basis over the lease term.

Company as a lessor

Leases in which the Company does not transfer substantially all the risks and rewards of ownership of an asset are classified as operating leases. Rental income arising is accounted on a straight-line basis over the lease terms. Initial direct costs incurred in negotiating and arranging an operating lease are added to the carrying amount of the leased asset and recognised over the lease term on the same basis as rental income. Contingent rents are recognised as revenue in the period in which they are earned.

u) Borrowing cost

Borrowing costs include interest, amortisation of ancillary costs incurred and exchange differences arising from foreign currency borrowings to the extent they are regarded as an adjustment to the interest cost. Cost in connection with the borrowing of funds to the extent not directly related to the acquisition of qualifying assets are charged to the statement of profit and loss over the tenure of the loan. Borrowing costs, allocated to and utilised for qualifying assets, pertaining to the period from commencement of activities relating to construction / development of the qualifying asset up to the date of capitalisation of such asset are added to the cost of the assets. Capitalisation of borrowing costs is suspended and charged to the statement of profit and loss during extended periods when active development activity on the qualifying assets is interrupted.

v) Dividend

The Company recognises a liability for any dividend declared in the period when it is approved by the shareholders. As per corporate laws in India, a distribution in the nature of final dividend is authorised when it is approved by the shareholders. A corresponding amount is recognised directly in equity.

w) Segmental reporting

Identification of segment - Operating segments are reported in the manner consistent with the internal reporting provided to the Chief Operating Decision Maker (CODM) of the Company.

Segment accounting policies - The Board of Directors of the Company have been identified as the Chief Operating Decision Maker (CODM) as defined under Ind AS 108. CODM reviews overall financial information of the Company together for performance evaluation and allocation of resources and does not review any discrete information to evaluate performance of any individual product or geography.

The Company does not have any reportable segment.

x) Operating cycle

The Company presents assets and liabilities in the balance sheet based on current/ non-current classification. An asset is treated as current when it is:

- Expected to be realised or intended to be sold or consumed in normal operating cycle
- Held primarily for the purpose of trading
- Expected to be realised within twelve months after the reporting period, or
- Cash or cash equivalent unless restricted from being exchanged or used to settle a liability for at least twelve months after the reporting period

All other assets are classified as non-current.

NOTES TO THE STANDALONE IND AS FINANCIAL STATEMENTS

FOR THE YEAR ENDED 31 MARCH 2023

(Currency: Indian Rupees in Millions, unless otherwise stated)

A liability is current when:

- It is expected to be settled in normal operating cycle
- It is held primarily for the purpose of trading
- It is due to be settled within twelve months after the reporting period, or
- There is no unconditional right to defer the settlement of the liability for at least twelve months after the reporting period

The Company classifies all other liabilities as non-current.

Deferred tax assets and liabilities are classified as non-current assets and liabilities.

The operating cycle is the time between the acquisition of assets for processing and their realisation in cash and cash equivalents. The Company has identified twelve months as its operating cycle.

2.2 KEY ACCOUNTING ESTIMATES, JUDGMENTS AND ASSUMPTIONS

The preparation of these standalone Ind AS financial statements in conformity with Ind AS requires use of estimates and assumptions for some items, which might have an effect on their recognition and measurement in the balance sheet and statement of profit and loss. The management believes that the estimates used in preparation of these standalone Ind AS financial statements are prudent and reasonable. Future results could differ due to these estimates and the differences between the actual results and the estimates are recognised in the periods in which the results are known/ materialise.

The areas involving critical estimates or judgments are:

i. Property, plant and equipment , intangible assets & right-of-use assets.

Determination of the estimated useful lives of tangible and intangible assets and the assessment as to which components of the cost may be capitalised. Useful lives of tangible assets are based on the life prescribed in Schedule II of the Companies Act, 2013. [Refer note 2.1(e)]

ii. Fair value of financial instruments :

Derivatives are carried at fair value. Derivatives includes foreign currency forward contracts, fair value of which, is determined using the fair value reports provided by respective merchant bankers. [Refer note 2.1(s)]

iii. Impairment of financial assets:

The Company's management reviews periodically items classified as receivables to assess whether a provision for impairment should be recorded in the statement of profit and loss. Management estimates the amount and timing of future cash flows when determining the level of provisions required. Such estimates are necessarily based on assumptions about several factors involving varying degrees of judgement and uncertainty. Details of impairment provision on trade receivable are given in note 14.

The Company reviews it's carrying value of investments annually, or more frequently when there is indication for impairment. If the recoverable amount is less than it's carrying amount, the impairment loss is accounted for. [Refer note 2.1(r)]

iv. Recognition and measurement of provisions and contingencies :

The recognition and measurement of other provisions are based on the assessment of the probability of an outflow of resources, and on past experience and circumstances known at the reporting date. The actual outflow of resources at a future date may therefore vary from the figure included in other provisions. [Refer note 2.1(l)]

v. Assessment of lease transactions

Management assesses the contractual terms of the lease agreements to evaluate whether it is a lease as per Ind AS 116 [Refer note 2.1(t)]

vi. Recognition and measurement of defined benefit obligations

Key actuarial assumptions include discount rate, trends in salary escalation and vested future benefits and life expectancy. [Refer note 2.1(h)]

NOTES TO THE STANDALONE IND AS FINANCIAL STATEMENTS

FOR THE YEAR ENDED 31 MARCH 2023

(Currency: Indian Rupees in Millions, unless otherwise stated)

vii. **Rebates and Discounts**

The Company provides rebates and discounts to its dealers and channel partners based on an expectation of volumes to be achieved and parameters such as exclusivity in marketing the products of the Company. This involves a certain degree of estimation of whether all the parameters to provide discounts have been achieved. Provision for discount and rebates is based on the Company's past experience of volumes achieved vis-à-vis targets and expected volumes to be achieved for the year. [Refer note 2.1(o)]

viii. **Income taxes**

Significant judgements are involved in determining the provision for income taxes, including amount expected to be paid/recovered for uncertain tax positions. In assessing the realisability of deferred tax assets arising from unused tax credits, the management considers convincing evidence about availability of sufficient taxable income against which such unused tax credits can be utilised. The amount of the deferred income tax assets considered realisable, however, could be reduced if estimates of future taxable income during the carry forward period are reduced. [Refer note 2.1(j)]

ix. **Provisions**

Provisions are recognised when the Company has a present obligation (legal or constructive) as a result of a past event, it is probable that an outflow of resources embodying economic benefits will be required to settle the obligation and a reliable estimate can be made of the amount of the obligation. The amount recognised as a provision is the best estimate of the consideration required to settle the present obligation at the end of the reporting period, taking into account

the risks and uncertainties surrounding the obligation. [Refer note 2.1(l)]

x. **Inventories**

Inventories are reviewed on a regular basis and the Company make allowance for excess or obsolete inventories and write down to net realisable value primarily based on historical trends and management estimates of expected and future product demand and related pricing.

Inventories are stated at the lower of cost and net realisable value. Judgements are required in assessing the expected realisable values of Inventories. Factors considered includes demand levels and pricing competition in the industry. [Refer note 2.1(g)].

2.3 CHANGES IN ACCOUNTING POLICIES AND DISCLOSURES

New and amended standards

The Ministry of Corporate Affairs has notified Companies (Indian Accounting Standard) Amendment Rules 2022 dated 23 March 2022, to amend the following Ind AS which are effective from 01 April 2022.

- (i) Onerous Contracts – Costs of Fulfilling a Contract – Amendments to Ind AS 37
- (ii) Reference to the Conceptual Framework – Amendments to Ind AS 103
- (iii) Property, Plant and Equipment: Proceeds before Intended Use – Amendments to Ind AS 16
- (iv) Ind AS 101 First-time Adoption of Indian Accounting Standards – Subsidiary as a first-time adopter
- (v) Ind AS 109 Financial Instruments – Fees in the '10 %' test for derecognition of financial liabilities
- (vi) Ind AS 41 Agriculture – Taxation in fair value measurements

These amendments had no impact on the accounting policies and disclosures made in the standalone financial statements of the Company.

NOTES TO THE STANDALONE IND AS FINANCIAL STATEMENTS

FOR THE YEAR ENDED 31 MARCH 2023

(Currency: Indian Rupees in Millions, unless otherwise stated)

3. PROPERTY, PLANT AND EQUIPMENT ('PPE')

For the year ended 31 March 2023

Block of asset	Gross block (Deemed cost)				Depreciation				Net block value	
	As at 01 April 2022	Addition	Disposal / Deletion	As at 31 March 2023	As at 01 April 2022	Charge for the year	Disposal / Deletion	As at 31 March 2023	As at 31 March 2023	As at 31 March 2022
Land - Freehold	800.72	1.55	-	802.27	-	-	-	-	802.27	800.72
Land - Leasehold	163.41	-	-	163.41	14.76	2.46	-	17.22	146.19	148.65
Factory road	16.17	10.94	-	27.11	7.39	3.06	-	10.45	16.66	8.78
Buildings	768.19	30.59	2.41	796.37	214.40	40.44	1.23	253.61	542.76	553.79
Plant and machinery	2,686.01	646.20	51.45	3,280.76	911.03	197.04	26.92	1,081.15	2,199.61	1,774.98
Furniture and fixtures	68.84	2.28	0.68	70.44	49.65	7.06	0.68	56.03	14.41	19.19
Vehicles	122.39	32.88	6.42	148.85	51.74	25.42	4.91	72.25	76.60	70.65
Office equipments	71.00	8.09	1.08	78.01	45.39	21.44	1.08	65.75	12.26	25.61
Leasehold improvements	41.46	8.35	-	49.81	22.82	7.27	-	30.09	19.72	18.64
Electrical installations	98.75	43.71	8.93	133.53	43.26	14.17	2.68	54.75	78.78	55.49
Laboratory equipments	35.36	2.57	0.11	37.82	15.77	3.94	0.09	19.62	18.20	19.59
	4,872.30	787.16	71.08	5,588.38	1,376.21	322.30	37.59	1,660.92	3,927.46	3,496.09

For the year ended 31 March 2022

Block of asset	Gross block (Deemed cost)				Depreciation				Net block value	
	As at 01 April 2021	Addition	Disposal / Deletion	As at 01 April 2022	As at 01 April 2021	Charge for the year	Disposal / Deletion	As at 31 March 2022	As at 31 March 2022	As at 31 March 2021
Land - Freehold	117.62	683.10	-	800.72	-	-	-	-	800.72	117.62
Land - Leasehold	163.41	-	-	163.41	12.30	2.46	-	14.76	148.65	151.11
Factory road	16.17	-	-	16.17	2.83	4.56	-	7.39	8.78	13.34
Buildings	703.93	64.26	-	768.19	180.37	34.03	-	214.40	553.79	523.56
Plant and machinery	2,552.17	172.48	38.64	2,686.01	784.18	159.69	32.84	911.03	1,774.98	1,767.99
Furniture and fixtures	64.79	4.05	-	68.84	41.46	8.19	-	49.65	19.19	23.33
Vehicles	80.39	46.62	4.62	122.39	38.43	16.88	3.57	51.74	70.65	41.96
Office equipments	66.48	5.67	1.15	71.00	36.72	9.80	1.13	45.39	25.61	29.76
Leasehold improvements	41.46	-	-	41.46	15.69	7.13	-	22.82	18.64	25.77
Electrical installations	92.50	6.25	-	98.75	33.44	9.82	-	43.26	55.49	59.06
Laboratory equipments	34.36	1.00	-	35.36	12.18	3.59	-	15.77	19.59	22.18
	3,933.28	983.43	44.41	4,872.30	1,157.60	256.15	37.54	1,376.21	3,496.09	2,775.68

Notes:

- Buildings include ₹ 0.002 Millions (31 March 2022: ₹ 0.002 Millions) being the value of shares in co-operative housing societies.
- The amount of contractual commitments for the acquisition of property, plant and equipment is disclosed in note 44B.
- Title deeds of immovable properties not held in the name of the Company as at 31 March 2023 and 31 March 2022 are:

NOTES TO THE STANDALONE IND AS FINANCIAL STATEMENTS

FOR THE YEAR ENDED 31 MARCH 2023

(Currency: Indian Rupees in Millions, unless otherwise stated)

For the year ended 31 March 2023

Relevant line item in the Balance Sheet	Description of item of property	Gross carrying value	Title deeds held in the name of	Whether title deed holder is a promoter, director or relative of promoter / director or employee of promoter / director	Property held since which date	Reason for not being held in the name of the Company
PPE	Freehold land	5.35	Excel Crop Care Limited	No	31 August 2019	These properties were acquired pursuant to a scheme of amalgamation and continued to be in the name of amalgamating company.
	Building office	8.49				
	Building guest house	18.93				
PPE	Leasehold land	100.00	Sumitomo Chemical India Private Limited	No	24 November 2018	These properties continued to be in the name of erstwhile company.
	Total	127.42				

For the year ended 31 March 2022

Relevant line item in the Balance Sheet	Description of item of property	Gross carrying value	Title deeds held in the name of	Whether title deed holder is a promoter, director or relative of promoter / director or employee of promoter / director	Property held since which date	Reason for not being held in the name of the Company
PPE	Building guest house	2.07	Gujarat Krishi Chem Corporation	No	April 01, 2011	These properties were acquired pursuant to a scheme of amalgamation and continued to be in the name of amalgamating company.
	Freehold land	37.19	Excel Crop Care Limited	No	August 31, 2019	
Building office	8.49					
Building guest house	26.26					
PPE	Leasehold land	100.00	Sumitomo Chemical India Private Limited	No	November 24, 2018	These properties continued to be in the name of erstwhile company.
	Building office	0.16				
	Building guest house	1.90				
	Total	176.07				

4. CAPITAL WORK-IN-PROGRESS

Capital work-in-progress ("CWIP") as at 31 March 2023 is ₹ 534.69 Millions (31 March 2022: ₹ 211.10 Millions)

a) Movement in CWIP is as follows

CWIP movement	As at 31 March 2023	As at 31 March 2022
Opening	211.10	42.54
Addition	1,110.75	1,151.99
Capitalisation	787.16	983.43
Closing	534.69	211.10

NOTES TO THE STANDALONE IND AS FINANCIAL STATEMENTS

FOR THE YEAR ENDED 31 MARCH 2023

(Currency: Indian Rupees in Millions, unless otherwise stated)

b) CWIP ageing schedule as at 31 March 2023

Particulars	<1 year	1-2 years	2-3 years	> 3 years	Total
Projects in progress	526.97	1.46	1.26	5.00	534.69
	526.97	1.46	1.26	5.00	534.69

For projects whose completion schedule is overdue, temporarily suspended or has exceeded its cost compared to its original plan, completion schedule is as below:

Particulars	To be completed in				Total
	<1 year	1-2 years	2-3 years	> 3 years	
Project - Peeler Centrifuge Wash Recycling Glyphosate Technical plant *	5.00	-	-	-	-

* original expected date of capitalisation was 31 December 2019 and revised expected date of capitalisation is 30 June 2023.

CWIP ageing schedule as at 31 March 2022

Particulars	To be completed in				Total
	<1 year	1-2 years	2-3 years	> 3 years	
Projects in progress	202.75	1.26	5.28	1.81	211.10
	202.75	1.26	5.28	1.81	211.10

Particulars	To be completed in				Total
	<1 year	1-2 years	2-3 years	> 3 years	
Project - Peeler Centrifuge Wash Recycling Glyphosate Technical plant *	-	5.00	-	-	5.00

* original expected date of capitalisation was 31 December 2019 and revised expected date of capitalisation is 30 June 2023.

5. RIGHT - OF - USE ASSETS**For the year ended 31 March 2023**

Particulars	Gross block (Deemed cost)				Depreciation				Net block value	
	As at 01 April 2022	Addition	Disposal	As at 31 March 2023	As at 01 April 2022	Charge for the year	Disposal	As at 31 March 2023	As at 31 March 2023	As at 31 March 2022
Building	538.49	98.71	-	637.20	294.47	111.68	-	406.15	231.05	244.02
Vehicles	253.60	37.32	-	290.92	134.02	55.70	-	189.72	101.20	119.58
	792.09	136.03	-	928.12	428.49	167.38	-	595.87	332.25	363.60

For the year ended 31 March 2022

Particulars	Gross block (Deemed cost)				Depreciation				Net block value	
	As at 01 April 2021	Addition	Disposal	As at 31 March 2022	As at 01 April 2021	Charge for the year	Disposal	As at 31 March 2022	As at 31 March 2022	As at 31 March 2021
Building	363.32	175.17	-	538.49	180.83	113.64	-	294.47	244.02	182.49
Vehicles	210.35	43.25	-	253.60	82.01	52.01	-	134.02	119.58	128.34
	573.67	218.42	-	792.09	262.84	165.65	-	428.49	363.60	310.83

NOTES TO THE STANDALONE IND AS FINANCIAL STATEMENTS

FOR THE YEAR ENDED 31 MARCH 2023

(Currency: Indian Rupees in Millions, unless otherwise stated)

6. OTHER INTANGIBLE ASSETS

For the year ended 31 March 2023

Particulars	Gross block (Deemed cost)				Amortisation				Net block value	
	As at 01 April 2022	Addition	Disposal	As at 31 March 2023	As at 01 April 2022	Charge for the year	Disposal	As at 31 March 2023	As at 31 March 2023	As at 31 March 2022
Data registration expenses	88.31	14.97	-	103.28	81.64	8.62	-	90.26	13.02	6.67
Software / license and registration	68.14	8.66	-	76.80	31.32	20.32	-	51.64	25.16	36.82
Technical know-how	9.45	-	-	9.45	9.45	-	-	9.45	-	-
	165.90	23.63	-	189.53	122.41	28.94	-	151.35	38.18	43.49

For the year ended 31 March 2022

Particulars	Gross block (Deemed cost)				Amortisation				Net block value	
	As at 01 April 2021	Addition	Disposal	As at 31 March 2022	As at 01 April 2021	Charge for the year	Disposal	As at 31 March 2022	As at 31 March 2022	As at 31 March 2021
Data registration expenses	79.49	8.82	-	88.31	74.50	7.14	-	81.64	6.67	4.99
Software / license and registration	13.49	54.65	-	68.14	12.33	18.99	-	31.32	36.82	1.16
Technical know-how	9.45	-	-	9.45	9.45	-	-	9.45	-	-
	102.43	63.47	-	165.90	96.28	26.13	-	122.41	43.49	6.15

7. INTANGIBLE ASSET UNDER DEVELOPMENT

Intangible asset under development ("IAUD") as at 31 March 2023 is ₹ 177.35 Millions (31 March 2022: ₹ 141.06 Millions)

a) Movement in IAUD is as follows

IAUD movement	As at 31 March 2023	As at 31 March 2022
Opening	141.06	99.58
Addition	59.92	104.95
Capitalisation	23.63	63.47
Closing	177.35	141.06

b) IAUD ageing schedule as at 31 March 2023

Particulars	To be completed in				Total
	<1 year	1-2 years	2-3 years	> 3 years	
Projects in progress	52.70	55.53	37.54	31.58	177.35
	52.70	55.53	37.54	31.58	177.35

IAUD ageing schedule as at 31 March 2022

Particulars	<1 year	1-2 years	2-3 years	> 3 years	Total
Projects in progress	57.38	37.63	15.77	30.28	141.06
	57.38	37.63	15.77	30.28	141.06

c) There are no projects where completion schedule is overdue, temporarily suspended or has exceeded its cost compared to its original plan as at 31 March 2023 and 31 March 2022.

NOTES TO THE STANDALONE IND AS FINANCIAL STATEMENTS

FOR THE YEAR ENDED 31 MARCH 2023

(Currency: Indian Rupees in Millions, unless otherwise stated)

8. NON CURRENT INVESTMENTS

	Numbers		Amount	
	As at 31 March 2023	As at 31 March 2022	As at 31 March 2023	As at 31 March 2022
A Fully paid unquoted equity instruments carried at cost Investment in subsidiary				
Excel Crop Care (Africa) Limited Face value of Tanzanian Schillings 1,00,000 each	1,699	1,699	5.11	5.11
Investments in other entities				
Investment in co-operative societies	9,132	9,132	1.12	1.12
B Investments stated at amortised cost				
Investments in Government securities (Unquoted)				
National saving certificates Face value ₹ 0.03 Millions			0.03	0.03
Total			6.26	6.26
Aggregate market value of quoted investments			-	-
Aggregate amount of quoted investments			-	-
Aggregate amount of unquoted investments			6.26	6.26
Aggregate amount of impairment in value of investments			-	-

9. NON CURRENT LOANS (AT AMORTISED COST)

	As at 31 March 2023	As at 31 March 2022
<i>Unsecured, considered good unless otherwise stated</i>		
Loans to employees	6.49	7.54
Total	6.49	7.54

10. NON CURRENT LOANS (AT AMORTISED COST)

	As at 31 March 2023	As at 31 March 2022
<i>Unsecured</i>		
Security deposits:		
Considered good	57.82	59.90
Credit impaired	2.71	2.71
Less: Allowance for doubtful deposit	(2.71)	(2.71)
Deposit with banks (with remaining maturity of more than 12 months)	300.10	140.09
Deposit with corporates (with remaining maturity of more than 12 months)	-	100.00
Total	357.92	299.99

11. OTHER NON-CURRENT ASSETS

	As at 31 March 2023	As at 31 March 2022
<i>Unsecured, considered good unless otherwise stated</i>		
Capital advances	73.76	93.30
Prepaid expenses	13.14	1.97
Total	86.90	95.27

NOTES TO THE STANDALONE IND AS FINANCIAL STATEMENTS

FOR THE YEAR ENDED 31 MARCH 2023

(Currency: Indian Rupees in Millions, unless otherwise stated)

12. INVENTORIES

	As at 31 March 2023	As at 31 March 2022
<i>Lower of cost or net realisable value</i>		
Raw materials [Goods in transit: 31 March 2023: ₹ 481.03 Millions (31 March 2022: ₹ 454.24 Millions)]	3,735.85	2,770.87
Work-in-progress	454.62	656.84
Finished goods [Goods in transit: 31 March 2023: ₹ 44.06 Millions (31 March 2022: ₹ 21.34 Millions)]	4,144.60	5,347.80
Stock-in-trade [(Goods in transit: 31 March 2023: ₹ 47.26 Millions (31 March 2022: ₹ 54.84 Millions)]	132.27	190.64
Containers and packing materials	316.04	359.66
Stores and spares (including fuel)	103.59	51.81
Total	8,886.97	9,377.62

Values of inventories above is stated after provision of ₹ 66.44 Millions (31 March 2022: ₹ 107.03 Millions) for write down to net realisable value and provision for slow moving and absolute items.

13. CURRENT INVESTMENTS

	As at 31 March 2023	As at 31 March 2022	As at 31 March 2023	As at 31 March 2022
	Quantity / units		Amount	
Investment carried at fair value through profit and loss account				
Investments in equity instruments (Quoted)				
Tata Steel Limited Face Value of ₹.1/- (previous year ₹ 10/-) each fully paid-up	4,200	420	0.44	0.64
Investment in mutual fund (Unquoted)				
Aditya Birla Sun Life Liquid Fund - Regular Plan - Growth	-	589,274	-	200.61
Aditya Birla Sun Life Interval Income Fund Quarterly Plan Series 1-Direct Plan - Growth	8,549,974	-	249.81	-
Aditya Birla Sun Life Liquid Fund - Direct Plan - Growth	137,803	-	50.03	-
Axis FTP -Series 114 (83 Days)	2,999,850	-	30.06	-
Axis Liquid Fund - Direct Plan - Growth	156,888	-	392.36	-
Axis Liquid Fund - Regular Plan-Growth	42,349	-	105.20	-
Aditya Birla Sun Life Savings Fund - Direct Plan - Growth	-	300,508	-	133.07
Aditya Birla Sun Life Savings Fund - Regular Plan - Growth	-	302,980	-	134.16
Aditya Birla Sun Life Money Manager Fund - Regular Plan - Growth	-	1,050,731	-	311.31
Aditya Birla Sun Life Floating Rate Fund - Direct Plan - Growth	-	2,086,872	-	591.73
Axis Ultra Short Term Fund - Regular Plan - Growth	-	21,562,729	-	260.49
HDFC Ultra Short Term Fund - Regular Plan - Growth	-	15,328,928	-	188.20
HDFC Money Market Fund - Direct Plan - Growth	-	56,415	-	262.60
HDFC Money Market Fund - Regular Plan - Growth	-	45,219	-	207.58

NOTES TO THE STANDALONE IND AS FINANCIAL STATEMENTS

FOR THE YEAR ENDED 31 MARCH 2023

(Currency: Indian Rupees in Millions, unless otherwise stated)

	As at 31 March 2023	As at 31 March 2022	As at 31 March 2023	As at 31 March 2022
	Quantity / units		Amount	
HDFC Gilt Fund - Regular Plan - Growth	1,673,123	1,673,123	77.72	75.10
ICICI Prudential Money Market Fund - Direct Plan - Growth	-	681,798	-	209.24
ICICI Prudential Liquid Fund - Direct Plan - Growth	1,315,659	-	438.36	-
ICICI Prudential Liquid Fund - Regular Plan - Growth	236,672	-	78.26	-
ICICI Prudential Gilt Fund - Regular Plan - Growth	-	929,922	-	75.03
Kotak Savings Fund - Direct Plan - Growth	-	2,979,685	-	107.36
Kotak Savings Fund - Regular Plan - Growth	-	7,662,084	-	267.33
Kotak FMP Series 294 - Direct Plan - Growth	-	18,608,681	-	186.25
Kotak FMP Series 303 (187 days) - Direct Plan - Growth	9,999,500	-	101.92	-
Kotak FMP Series 306 - (90 days) - Direct Plan - Growth	4,999,750	-	50.66	-
Kotak FMP Series 307 - (90 days) - Direct Plan - Growth	19,999,000	-	201.40	-
Kotak Gilt Investment - Regular Plan - Growth	1,277,720	-	104.35	-
Kotak Liquid - Direct Plan - Growth	66,281	-	301.47	-
Kotak Gilt Investment - Regular Plan - Growth	-	1,277,720	-	100.29
Nippon India Money Market Fund - Direct Plan - Growth	42,395	-	150.40	-
SBI Magnum Ultra Short Duration Fund - Regular Plan - Growth	-	13,004	-	63.01
UTI Liquid Fund- Cash Plan - Direct Plan - Growth	14,948	-	55.15	-
UTI Money Market Fund - Regular Plan - Growth	-	75,471	-	186.22
Total			2,387.59	3,560.22
Aggregate carrying value of quoted investments			0.44	0.64
Aggregate carrying value of unquoted investments			2,387.15	3,559.58
Aggregate market value of quoted investments			0.44	0.64
Aggregate amount of impairment in value of investments			-	-

14. TRADE RECEIVABLES

	As at 31 March 2023	As at 31 March 2022
Gross trade receivables (Unsecured)	10,338.50	9,100.33
Less: Allowance for expected credit loss	877.88	668.90
Total	9,460.62	8,431.43

Notes :

a) Break-up for Related party and others

	As at 31 March 2023	As at 31 March 2022
Trade receivables – Related party (Refer note 38)	2,055.42	2,082.19
Trade Receivables - Others	7,405.20	6,349.24
Total	9,460.62	8,431.43

NOTES TO THE STANDALONE IND AS FINANCIAL STATEMENTS

FOR THE YEAR ENDED 31 MARCH 2023

(Currency: Indian Rupees in Millions, unless otherwise stated)

b) Break-up for security details

	As at 31 March 2023	As at 31 March 2022
<i>Gross trade receivable (Unsecured)</i>		
Considered good	9,468.30	8,431.41
Which have significant increase in credit risk	309.15	293.12
Credit impaired	561.05	375.80
	10,338.50	9,100.33
Less: Allowance for expected credit loss:		
Considered good	249.58	155.70
Which have significant increase in credit risk	67.25	137.40
Credit impaired	561.05	375.80
	877.88	668.90
Total	9,460.62	8,431.43

c) Trade receivables ageing schedule:

As at 31 March 2023

Outstanding for following periods from due date of payment	Undisputed considered good	Undisputed which have significant increase in credit risk	Undisputed credit impaired	Total
Current but not due	6,308.05	-	-	6,308.05
< 6 months	2,800.49	-	-	2,800.49
6 months- 1 year	359.76	-	-	359.76
1-2 years	-	309.15	-	309.15
2-3 years	-	-	212.43	212.43
> 3 years	-	-	348.62	348.62
	9,468.30	309.15	561.05	10,338.50

As at 31 March 2022

Outstanding for following periods from due date of payment	Undisputed considered good	Undisputed which have significant increase in credit risk	Undisputed credit impaired	Total
Current but not due	5,990.69	-	-	5,990.69
< 6 months	2,278.19	-	-	2,278.19
6 months- 1 year	162.53	-	-	162.53
1-2 years	-	293.12	-	293.12
2-3 years	-	-	238.20	238.20
> 3 years	-	-	137.60	137.60
	8,431.41	293.12	375.80	9,100.33

- d) No trade or other receivable are due from directors or other officers of the the Company either severally or jointly with any other person. Nor any trade or other receivable are due from firms or private companies respectively in which any director is a partner, a director or a member. For receivables from related parties, refer note 38.
- e) Trade receivables are non-interest bearing and are generally on terms of 30 to 90 days.
- f) There are no unbilled receivables, hence the same is not disclosed in the ageing schedule.
- g) There are no disputed receivables, hence the same is not disclosed in the ageing schedule.

NOTES TO THE STANDALONE IND AS FINANCIAL STATEMENTS

FOR THE YEAR ENDED 31 MARCH 2023

(Currency: Indian Rupees in Millions, unless otherwise stated)

15. CASH AND CASH EQUIVALENTS

	As at 31 March 2023	As at 31 March 2022
Balance with banks :		
In current account	228.73	366.10
In deposit accounts (with original maturity of less than three months)	236.80	201.30
Cash on hand	0.10	0.34
Total	465.63	567.74

Notes :

- For the purpose of the statement of cash flows, cash and cash equivalents comprises of all the above enlisted items.
- The Company has total fund and non fund based undrawn borrowing facilities of ₹ 7,010 Millions (31 March 2022 : ₹ 4,000 Millions). Such sanctioned facilities are unsecured credit arrangements.

16. BANK BALANCES OTHER THAN CASH AND CASH EQUIVALENTS

	As at 31 March 2023	As at 31 March 2022
Deposits with banks	2,550.00	209.00
In unpaid dividend accounts earmarked with banks*	9.57	9.78
Total	2,559.57	218.78

*These balances are not available for use by the Company as they represent corresponding unclaimed dividend liabilities.

17. CURRENT LOANS (AT AMORTISED COST)

	As at 31 March 2023	As at 31 March 2022
Loans to employees (Unsecured)		
Considered good	5.11	4.67
Total	5.11	4.67

18. OTHER CURRENT FINANCIAL ASSETS

	As at 31 March 2023	As at 31 March 2022
<i>Unsecured, considered good unless otherwise stated</i>		
At amortised cost		
Security deposits	33.29	23.74
Deposits with banks	197.50	1,253.90
Deposits with corporates	2,360.00	150.00
Earnest money deposit	3.98	3.98
Export licenses benefit receivable	0.20	181.80
Export incentive receivable	44.14	58.57
Interest accrued but not due	163.41	53.38
Others	30.98	8.49
At fair value through profit and loss account		
Derivatives - foreign exchange forward contracts	15.70	11.18
Total	2,849.20	1,745.04

NOTES TO THE STANDALONE IND AS FINANCIAL STATEMENTS

FOR THE YEAR ENDED 31 MARCH 2023

(Currency: Indian Rupees in Millions, unless otherwise stated)

19. OTHER CURRENT ASSETS

	As at 31 March 2023	As at 31 March 2022
<i>Unsecured, considered good unless otherwise stated</i>		
Balances with government authorities	875.23	811.59
Prepaid expenses	40.03	24.73
Contract asset (Right to receive inventory)	55.94	56.36
Advance to suppliers	289.30	416.95
Total	1,260.50	1,309.63

20. EQUITY SHARE CAPITAL

	Number of shares	Amount	Number of shares	Amount
	As at 31 March 2023	As at 31 March 2023	As at 31 March 2022	As at 31 March 2022
Authorised:				
Equity shares of ₹ 10 each	500,000,000	5,000.00	500,000,000	5,000.00
	500,000,000	5,000.00	500,000,000	5,000.00
Issued, subscribed and paid-up:				
Equity shares of ₹ 10 each, fully paid-up	499,145,736	4,991.46	499,145,736	4,991.46
	499,145,736	4,991.46	499,145,736	4,991.46

a) Reconciliation of number of shares outstanding at the beginning and end of the year

	As at 31 March 2023		As at 31 March 2022	
	Number	Amount	Number	Amount
Equity shares				
At the commencement of the year	499,145,736	4,991.46	499,145,736	4,991.46
Equity shares issued during the year	-	-	-	-
At the end of the year	499,145,736	4,991.46	499,145,736	4,991.46

b) Particulars of shareholders holding more than 5% of a class of shares

Name of shareholder	Relationship	As at 31 March 2023		As at 31 March 2022	
		No. of shares	%	No. of shares	%
Sumitomo Chemical Company, Limited	Holding company	374,359,295	75.00%	374,359,295	75.00%

c) Details of shares held by promoters / promoter group

Promoter name	As at 31 March 2023			% of total shares	% change during the year
	No. of shares at the beginning of the year	Change during the year	No. of shares at the end of the year		
Sumitomo Chemical Company, Limited	374,359,295	-	374,359,295	75%	0%
Yuya Miyajima	2	-	2	0%	0%
Tomohito Fujiwara	1	-	1	0%	0%
Hiroyuki Miura	1	-	1	0%	0%
Hiroyoshi Mukai	1	-	1	0%	0%
Hideo Wada	1	-	1	0%	0%
Akira Ohisa	1	-	1	0%	0%
	374,359,302	-	374,359,302		

NOTES TO THE STANDALONE IND AS FINANCIAL STATEMENTS

FOR THE YEAR ENDED 31 MARCH 2023

(Currency: Indian Rupees in Millions, unless otherwise stated)

Details of shares held by promoters / promoter group (continued)

Promoter name	As at 31 March 2022			% of total shares	% change during the year
	No. of shares at the beginning of the year	Change during the year	No. of shares at the end of the year		
Sumitomo Chemical Company, Limited	374,359,295	-	374,359,295	75%	0%
Yuya Miyajima	2	-	2	0%	0%
Tomohito Fujiwara	1	-	1	0%	0%
Hiroyuki Miura	1	-	1	0%	0%
Hiroyoshi Mukai	1	-	1	0%	0%
Hideo Wada	1	-	1	0%	0%
Akira Ohisa	1	-	1	0%	0%
	374,359,302	-	374,359,302		

d) Particulars of shares held by holding company and associates

Name of shareholder	Relationship	As at 31 March 2023		As at 31 March 2022	
		No. of shares	%	No. of shares	%
Sumitomo Chemical Company, Limited*	Holding company	374,359,300	75.00%	374,359,300	75.00%
SC Environmental Science Co. Limited **	Fellow subsidiary	2	0.00%	2	
		374,359,302	75.00%	374,359,302	75.00%

* Including 5 shares held through its nominees.

** held through a nominee

e) Terms/rights attached to equity shares

The Company has a single class of equity shares. Accordingly, all equity shares rank equally with regard to dividends and share in the Company's residual assets. The equity shares are entitled to receive dividend as declared from time to time. The voting rights of an equity shareholder are in proportion to its share of the paid-up equity capital of the Company. Voting rights cannot be exercised in respect of shares on which any call or other sums presently payable have not been paid.

On winding up of the Company, the holders of equity shares will be entitled to receive the residual assets of the Company, remaining after distribution of all preferential amounts in proportion to the number of equity shares held.

f) Dividend on equity share declared and paid during the year.

	01 April 2022 to 31 March 2023	01 April 2021 to 31 March 2022
Dividend paid on 499,145,736 shares @ ₹ 1.00 per share (FY 2021-22 @ ₹ 0.80 per share)	499.15	399.32
	499.15	399.32
	01 April 2022 to 31 March 2023	01 April 2021 to 31 March 2022
Dividend on equity shares not recognised as liability		
Proposed dividend on 499,145,736 shares @ ₹ 1.20 per share (FY 2021-22: ₹ 1.00 per share) on equity shares of ₹ 10 each	598.97	499.15
	598.97	499.15

NOTES TO THE STANDALONE IND AS FINANCIAL STATEMENTS

FOR THE YEAR ENDED 31 MARCH 2023

(Currency: Indian Rupees in Millions, unless otherwise stated)

21. OTHER EQUITY

A. Movement of other equity balance

	As at 31 March 2023	As at 31 March 2022
General reserve		
Balance at the beginning of the year	10,267.81	6,517.81
Add: Amount transferred from retained earnings	4,500.00	3,750.00
Balance at the end of the year	14,767.81	10,267.81
Securities premium		
As per last balance sheet	2,350.60	2,350.60
Retained earnings (includes OCI)		
Balance at the beginning of the year	1,633.67	1,418.42
Additions during the year:		
Profit for the year	5,034.37	4,337.33
Other comprehensive income for the year, net of tax	20.33	27.24
Reductions during the year:		
Dividends	(499.15)	(399.32)
Transfer to general reserve	(4,500.00)	(3,750.00)
Net surplus of retained earnings	1,689.22	1,633.67
Balance at the end of the year	18,807.63	14,252.08

B. Nature and purpose of each reserves

1. General reserve

The general reserve comprises of transfer of profits from retained earnings for appropriation purposes. The reserve can be distributed/utilised by the Company in accordance with the Companies Act, 2013.

2. Securities premium

Securities premium is used to record the premium on issue of shares. The reserve is utilised in accordance with the provisions of the Companies Act, 2013

3. Retained earnings

Retained earnings are the profits that the Company has earned till date, less any transfers to general reserve, dividends or other distributions paid to shareholders.

4. Other comprehensive income

This relates to the remeasurement impact of defined benefit plans and income tax effect of the same.

22. NON-CURRENT PROVISIONS

	As at 31 March 2023	As at 31 March 2022
Provision for employee benefits		
Compensated absences	225.63	223.42
Total	225.63	223.42

23. TRADE PAYABLES

	As at 31 March 2023	As at 31 March 2022
Due to micro and small enterprises ("MSME") (Refer note 45)	166.04	225.28
Due to others	4,756.48	4,972.53
Total	4,922.52	5,197.81

NOTES TO THE STANDALONE IND AS FINANCIAL STATEMENTS

FOR THE YEAR ENDED 31 MARCH 2023

(Currency: Indian Rupees in Millions, unless otherwise stated)

TRADE PAYABLES (CONTINUED)

Notes :

a) Trade payable ageing schedule:

As at 31 March 2023

Outstanding for following periods from due date of payment	Dues to MSME	Dues creditors other than MSME	Total
Unbilled and not due	162.82	4,285.44	4,448.27
Less than 1 year	3.22	449.17	452.38
1-2 years	-	12.92	12.92
2-3 years	-	6.86	6.86
> 3 years	-	2.09	2.09
	166.04	4,756.48	4,922.52

As at 31 March 2022

Outstanding for following periods from due date of payment	Dues to MSME	Dues creditors other than MSME	Total
Unbilled and not due	223.70	4,455.67	4,679.37
Less than 1 year	1.58	501.38	502.96
1-2 years	-	12.71	12.71
2-3 years	-	2.54	2.54
> 3 years	-	0.23	0.23
	225.28	4,972.53	5,197.81

b) There are no disputed trade payables, hence the same is not disclosed in the ageing schedule.

c) For payables to related parties, refer note 38.

24. OTHER CURRENT FINANCIAL LIABILITIES

	As at 31 March 2023	As at 31 March 2022
Salary, wages and bonus payable	397.09	446.05
Security and trade deposits	374.42	347.51
Unclaimed dividend	9.57	9.78
Payables for capital supplies (Refer note 45)	51.97	99.76
Liabilities for discount and scheme	2,816.56	3,084.52
Other payables	1.92	0.04
At fair value through profit and loss account		
Derivative financial liabilities - forward contracts	10.35	9.58
Total	3,661.88	3,997.24

25. OTHER CURRENT LIABILITIES

	As at 31 March 2023	As at 31 March 2022
Contract liabilities (advance received from customers)	409.53	654.73
Statutory dues (including GST, provident fund, tax deducted at source and others)	98.31	131.33
Other payables	3.65	10.38
Total	511.49	796.44

NOTES TO THE STANDALONE IND AS FINANCIAL STATEMENTS

FOR THE YEAR ENDED 31 MARCH 2023

(Currency: Indian Rupees in Millions, unless otherwise stated)

26. CURRENT PROVISIONS

	As at 31 March 2023	As at 31 March 2022
Provision for employee benefits		
Gratuity (Refer note 43)	14.63	26.98
Compensated absences	48.44	44.66
Total	63.07	71.64

27. REVENUE FROM OPERATIONS

	For the year ended 31 March 2023	For the year ended 31 March 2022
A. Revenue from contracts with customer		
a) Sales of products	34,732.57	30,314.02
b) Sale of services	0.84	0.84
	34,733.41	30,314.86
B. Other operating revenue		
a) Export incentives	327.91	240.72
b) Commission income	1.72	5.26
c) Excess provision no longer required written back	4.37	2.08
d) Miscellaneous receipts (scrap sales and others)	42.27	38.98
	376.27	287.04
Total	35,109.68	30,601.90

a. Revenue information

	For the year ended 31 March 2023	For the year ended 31 March 2022
Revenue by product categories		
Agro Chemicals		
Domestic	23,501.99	21,418.86
Export	8,663.65	6,659.72
	32,165.64	28,078.58
Others		
Domestic	361.83	337.87
High Seas Sales	2,205.10	1,897.57
	2,566.93	2,235.44
Total	34,732.57	30,314.02

B. Reconciliation of the amount of revenue recognised in the statement of profit and loss with the contracted price

	For the year ended 31 March 2023	For the year ended 31 March 2022
Revenue as per contracted price	39,251.22	34,941.61
Less : Rebates/Discounts	4,017.43	4,301.65
Less : Sales returns	500.38	325.10
Revenue from contract with customers	34,733.41	30,314.86

Performance Obligation

The performance obligation is satisfied upon delivery of the goods and payment is generally due within 7 to 90 days from delivery. There are no material unsatisfied performance obligation outstanding at the year end.

The performance obligations of the Company are part of contracts that have an original expected duration of less than one year and accordingly, the Company has applied the practical expedient and opted not to disclose the information about it's remaining performance obligations in accordance with Ind AS 115.

NOTES TO THE STANDALONE IND AS FINANCIAL STATEMENTS

FOR THE YEAR ENDED 31 MARCH 2023

(Currency: Indian Rupees in Millions, unless otherwise stated)

C. Contract balances

	For the year ended 31 March 2023	For the year ended 31 March 2022
Contract assets (Refer note 19)	55.94	56.36
Contract liabilities (Refer note 25)	409.53	654.73

Note:

Contract assets represents right to receive the inventory (on estimated sales returns) and contract liabilities represents advances received from customers for sale of goods at the reporting date.

D. Significant changes in the contract assets and the contract liabilities balances during the year are as follows:

	For the year ended 31 March 2023	For the year ended 31 March 2022
<u>Contract assets</u>		
Opening balance	56.36	11.59
Less : Revenue recognised during the year from balance at the beginning of the year	(56.36)	(11.59)
Add : Contract assets created for right to receive inventory on estimated sales return	55.94	56.36
Closing balance	55.94	56.36
<u>Contract liabilities</u>		
Opening balance	654.73	545.27
Add : Advance received during the year not recognised as revenue	409.53	654.73
Less : Revenue recognised during the year	(654.73)	(545.27)
Closing balance	409.53	654.73

28. OTHER INCOME

	As at 31 March 2023	As at 31 March 2022
Interest income:		
On interest income on deposits	244.50	99.10
On others	4.85	4.45
Dividend income:		
On investment in subsidiaries	1.47	91.43
On others	-	0.01
Gain on sale of financial assets measured at FVTPL	231.67	66.89
Profit on liquidation of subsidiary	-	2.50
Fair valuation gain on financial assets measured at FVTPL	(65.62)	78.29
Other income:		
Rent received	0.13	0.12
Net profit on sale of property, plant & equipment	-	4.04
Miscellaneous income	17.47	12.55
Exchange difference (net)	16.09	-
	450.56	359.38

NOTES TO THE STANDALONE IND AS FINANCIAL STATEMENTS

FOR THE YEAR ENDED 31 MARCH 2023

(Currency: Indian Rupees in Millions, unless otherwise stated)

29. COST OF MATERIALS CONSUMED

	As at 31 March 2023	As at 31 March 2022
Raw materials consumed		
Opening inventory (Refer note 12)	2,770.87	2,651.68
Add: Purchases	17,516.06	16,777.84
	20,286.93	19,429.52
Less: Closing inventory (Refer note 12)	3,735.85	2,770.87
	16,551.08	16,658.65
Containers and packing materials consumed		
Opening inventory (Refer note 12)	359.66	369.94
Add: Purchases	1,973.03	1,809.82
	2,332.69	2,179.76
Less: Closing inventory (Refer note 12)	316.04	359.66
	2,016.65	1,820.10
Total cost of materials consumed	18,567.73	18,478.75

30. CHANGES IN INVENTORIES OF FINISHED GOODS, WORK IN PROGRESS AND STOCK-IN-TRADE

	As at 31 March 2023	As at 31 March 2022
Opening inventories :		
Work in progress (Refer note 12)	656.84	435.69
Finished goods (Refer note 12)	5,347.80	3,695.21
Stock-in-trade (Refer note 12)	190.64	349.64
Less: Closing inventories:		
Work in progress (Refer note 12)	454.62	656.84
Finished goods (Refer note 12)	4,144.60	5,347.80
Stock-in-trade (Refer note 12)	132.27	190.64
Changes in inventories:		
Work in progress	202.22	(221.15)
Finished goods	1,203.20	(1,652.59)
Stock-in-trade	58.37	159.00
Total	1,463.79	(1,714.74)

31. EMPLOYEE BENEFITS EXPENSE

	As at 31 March 2023	As at 31 March 2022
Salaries, wages and bonus etc.	1,891.38	1,751.15
Contribution to provident and other funds (Refer note 43)	105.52	94.52
Gratuity expense (Refer note 43)	41.79	63.42
Staff welfare expenses	132.19	102.40
	2,170.88	2,011.49

32. FINANCE COSTS

	As at 31 March 2023	As at 31 March 2022
Interest expenses on lease liabilities	38.52	47.18
Others	15.42	14.47
	53.94	61.65

NOTES TO THE STANDALONE IND AS FINANCIAL STATEMENTS

FOR THE YEAR ENDED 31 MARCH 2023

(Currency: Indian Rupees in Millions, unless otherwise stated)

33. OTHER EXPENSES

	As at 31 March 2023	As at 31 March 2022
Processing / Sub-contracting charges	62.87	68.84
Contract and labour charges	299.45	309.76
Carriage and freight	737.74	908.07
Power and fuel	386.36	346.41
Stores and spares consumed	85.70	87.20
Repairs and maintenance		
Buildings	4.33	2.90
Plant and equipment	124.51	123.33
Others	39.09	42.42
Rent	38.16	26.77
Rates and taxes	33.24	43.15
Insurance	69.53	55.48
Travelling and conveyance	250.83	181.45
Sales promotion and advertisement	467.68	398.01
Donations	0.49	12.73
Clearing & forwarding charges	82.69	85.78
Corporate social responsibility (Refer note 47)	89.07	66.29
Expected credit loss allowance on trade receivables (Refer note 14)	208.98	229.95
Bad Debts written off	1.29	-
Directors sitting fees	1.10	1.27
Property, plant and equipment written off	1.32	0.28
Exchange difference (net)	-	12.61
Research and development expenses	11.25	12.03
Product testing expenses	2.74	4.59
Communication expenses	7.53	7.39
Legal and professional fees	101.81	81.01
Bank charges	8.03	17.21
Payment to auditors (Refer note below)	7.53	6.36
Security charges	26.09	21.77
Vehicle related Expenses	154.12	141.39
Miscellaneous expenses	252.94	214.17
	3,556.47	3,508.62
Note:		
Auditors remuneration (Net of taxes where applicable)		
Audit fees	3.50	3.00
Tax audit fees	0.70	0.60
Limited review	2.30	2.10
Other services (Certification fees)	0.60	0.60
Reimbursement of out-of-pocket expenses	0.43	0.06
	7.53	6.36

NOTES TO THE STANDALONE IND AS FINANCIAL STATEMENTS

FOR THE YEAR ENDED 31 MARCH 2023

(Currency: Indian Rupees in Millions, unless otherwise stated)

34. INCOME TAXES

A. The major components of income tax expenses for the year is as under.

(i) Income tax recognised in the statement of profit and loss:

	As at 31 March 2023	As at 31 March 2022
Income tax expense		
In respect of current year	1,673.39	1,436.88
Adjustment of current tax in respect of earlier years	(157.90)	(4.68)
On remeasurements of the defined benefit plans	6.84	9.16
Deferred tax charge		
Origination and reversal of temporary difference	4.18	38.60
Adjustment of deferred tax in respect of earlier years	-	50.07
Total tax expense recognised in the statement of profit and loss	1,526.51	1,530.03

B. Reconciliation of tax expenses and the accounting profit multiplied by India's domestic tax rate for 31 March 2023 and 31 March 2022.

	As at 31 March 2023	As at 31 March 2022
Profit before tax	6,554.04	5,858.20
Statutory income tax rate	25.168%	25.168%
Expected tax expenses	1,649.53	1,474.39
Effects of adjustment to reconcile the expected tax expenses to reported tax expenses.		
Tax effect on non-deductible expenses	28.69	23.23
Deduction under section 80JJAA	(0.27)	(1.11)
Tax effect on deductible income	(0.37)	(24.35)
Others	6.83	12.49
	1,684.41	1,484.65
Adjustment of tax expenses in respect of earlier years	(157.90)	45.38
Total tax expense recognised in the statement of profit and loss	1,526.51	1,530.03

35. DEFERRED TAX LIABILITIES

The major components of deferred tax (liabilities) / assets arising on account of temporary differences are as follows:

Movement during the year 01 April 2022 to 31 March 2023	Net deferred tax asset/ (liability) 01 April 2022	(charged) / credit to statement of profit and loss	Net deferred tax asset/ (liability) 31 March 2023
Depreciation	(365.44)	13.32	(352.12)
Allowance for receivables, loans and other assets	58.29	-	58.29
Fair value gain/(loss) on investments	(31.07)	16.56	(14.51)
Expenses allowable on payment basis	69.96	1.07	71.03
Amortisation of expenses u/s 35 DD	34.60	(19.05)	15.55
Lease liabilities	94.59	(9.09)	85.50
Deferred tax liabilities (net)	(139.07)	2.81	(136.26)

NOTES TO THE STANDALONE IND AS FINANCIAL STATEMENTS

FOR THE YEAR ENDED 31 MARCH 2023

(Currency: Indian Rupees in Millions, unless otherwise stated)

Movement during the year 01 April 2021 to 31 March 2022	Net deferred tax asset/ (liability) 01 April 2021	(charged) / credit to statement of profit and loss	Net deferred tax asset/ (liability) 31 March 2022
Depreciation	(358.36)	(7.08)	(365.44)
Allowance for receivables, loans and other assets	58.29	-	58.29
Fair value gain/(loss) on investments	0.03	(31.10)	(31.07)
Expenses allowable on payment basis	86.82	(16.86)	69.96
Amortisation of expenses u/s 35 DD	53.65	(19.05)	34.60
Lease liabilities	84.02	10.57	94.59
Other temporary differences	25.15	(25.15)	-
Deferred tax liabilities (net)	(50.40)	(88.67)	(139.07)

The Company does not have any intention to dispose of its freehold and leasehold land in foreseeable future, therefore, deferred tax asset on indexation benefit in relation to these assets has not been recognised.

The Company does not have any tax losses carried forward as at 31 March 2023 and 31 March 2022.

36 EARNINGS PER SHARE (EPS)

Basic EPS amounts are calculated by dividing the profit for the year attributable to owners of the Company by the weighted average number of equity shares outstanding during the year.

For the purpose of calculating diluted earnings per share, the net profit for the year attributable to equity shareholders and the weighted average number of shares outstanding during the year is adjusted for the effects of all dilutive potential equity shares. There are no dilutive impacts, therefore basic EPS and diluted EPS is same.

	For the year ended 31 March 2023	For the year ended 31 March 2022
Earnings per share has been computed as under:		
Profit attributable to owners of the Company for basic earnings (A)	5,034.37	4,337.33
Weighted average number of equity shares for the purpose of basic and dilutive earnings per share		
Number of shares at the beginning of the year	499,145,736	499,145,736
Number of equity shares outstanding at the end of the year (B)	499,145,736	499,145,736
Basic and diluted earnings per share (Face value of ₹ 10 each) [(A) / (B)] (in ₹)	10.09	8.69

37 CAPITAL MANAGEMENT

The Company's policy is to maintain a strong capital base so as to maintain creditor and market confidence and to sustain future development of the business. Management monitors the return on capital as well as the level of dividends to ordinary shareholders.

For the purpose of the Company's capital management, capital includes issued capital and all other equity reserves attributable to the equity shareholders of the Company. The primary objective of the Company when managing capital is to safeguard its ability to continue as a going concern and maximise the shareholder's value.

The Company has adequate cash and bank balances. The Company monitors its capital by a careful scrutiny of the cash and bank balances and a regular assessment of any debt requirements.

38 RELATED PARTY DISCLOSURES

A Names of the related parties where control exists irrespective of whether transactions have occurred or not:

(1) Holding Company

Sumitomo Chemical Company, Limited

(2) Post Employment Benefit Plans entity

Sumitomo Chemical India Gratuity Trust
Sumitomo Chemical India Superannuation Trust (Formerly known as Excel Crop Care Superannuation Trust)

(3) Subsidiary Companies:

Excel Crop Care (Africa) Limited
Excel Crop Care (Europe) NV (upto 23 December 2021)

NOTES TO THE STANDALONE IND AS FINANCIAL STATEMENTS

FOR THE YEAR ENDED 31 MARCH 2023

(Currency: Indian Rupees in Millions, unless otherwise stated)

B Names of other related parties with whom transactions have taken place during the period:

(1) Fellow Subsidiaries

Valent BioSciences LLC
Sumitomo Chemical Asia Pte Limited
Mycorrhizal Applications, LLC
Sumitomo Chemical Colombia S.A.S
Sumitomo Chemical Argentina S.A.
Sumitomo Chemical Vietnam Company Limited.
Sumitomo Chemical Brasil Industria Quimica S.A.
Sumitomo Chemical Australia Pty Limited.
Sumitomo Chemical Philippines, Inc.
Sumitomo Chemical Agro Europe S.A.S.

(2) Key Management Personnel ("KMP")

i) Executive Directors

Chetan Shah (Managing Director)
Sushil Marfatia (Executive Director)

ii) Non Executive Directors

Dr. Mukul G. Asher
Hiroyoshi Mukai
B. V. Bhargava
Ninad D Gupte
Tadashi Katayama
Preeti Mehta
Masanori Uzawa

iii) Chief Financial Officer

Anil Nawal

iv) Company Secretary

Pravin D Desai (uptill 31 March 2023)
Deepika Trivedi (from 01 April 2023)

(3) Relatives of KMP

Minoti Ninad Gupte (Wife of Ninad Gupte)
Pragnya Mukulchandra Asher (Wife of Mukul Asher)
Chetna Pravin Desai (Wife of Pravin Desai)

(4) Enterprises controlled by key management personnel and their relatives:

Kanga & Company
Parksons Packaging Limited

Disclosures of all transactions between the Company and the related parties and the status of outstanding balances.

	For the year ended 31 March 2023	For the year ended 31 March 2022
Sale of Goods (Net of rebate and discount)		
Sumitomo Chemical Company, Limited	1,598.05	1,208.25
Sumitomo Chemical Asia Pte Limited	2.91	-
Sumitomo Chemical Agro Europe S.A.S.	136.67	-
Sumitomo Chemical Colombia S.A.S.	53.93	78.96
Sumitomo Chemical Argentina S.A.	135.92	307.26
Sumitomo Chemical Vietnam Company Limited	2.95	2.76
Sumitomo Chemical Brasil Industria Quimica S A (**)	2,598.85	2,020.57
Excel Crop Care (Africa) Limited	-	6.19
Sale of Services		
Sumitomo Chemical Company, Limited	0.84	0.84
Purchase of Goods		
Sumitomo Chemical Company Limited	4,070.01	3,762.69
Valent BioSciences LLC	782.54	531.07
Mycorrhizal Applications, LLC	99.17	45.28
Parksons Packaging Limited	-	14.32
Purchase of Services		
Sumitomo Chemical Company, Limited	3.85	4.67
Sumitomo Chemical Brasil Industria Quimica S A (**)	10.77	10.34
Sumitomo Chemical Asia Pte Limited	0.19	2.45
Kanga & Company	0.24	3.70

NOTES TO THE STANDALONE IND AS FINANCIAL STATEMENTS

FOR THE YEAR ENDED 31 MARCH 2023

(Currency: Indian Rupees in Millions, unless otherwise stated)

	For the year ended 31 March 2023	For the year ended 31 March 2022
Commission Income		
Sumitomo Chemical Company, Limited	2.03	5.26
Remittance on voluntary liquidation of subsidiary		
Excel Crop Care (Europe) NV	-	5.00
Miscellaneous Income - Technical Service		
Sumitomo Chemical Company, Limited	3.17	4.76
Valent BioSciences LLC	8.18	1.81
Reimbursement of expenses (net)		
Sumitomo Chemical Company, Limited	6.21	6.06
Valent BioSciences LLC	(5.54)	(17.76)
Excel Crop Care (Africa) Limited	0.65	0.61
Commission Expense		
Excel Crop Care (Africa) Limited	6.77	8.06
Sumitomo Chemical Australia Pty Limited	1.14	3.79
Sumitomo Chemical Philippines, Inc.	0.26	0.45
Contribution to Funds		
Sumitomo Chemical India Gratuity Trust (*)	26.98	82.72
Sumitomo Chemical India Superannuation Trust (Formerly known as Excel Crop Care Superannuation Trust)	19.64	20.07
Payment on behalf of		
Sumitomo Chemical India Gratuity Trust (*)	45.65	54.24
Dividend Received		
Excel Crop Care (Europe) NV	-	86.12
Excel Crop Care (Africa) Limited	1.47	5.31
Dividend paid		
Sumitomo Chemical Company, Limited	374.36	299.49
Remuneration		
Chetan Shah	80.04	72.03
Sushil Marfatia	26.64	23.84
Anil Nawal	11.89	11.70
Pravin D Desai	8.88	8.17
Dividend paid to KMP and their relatives	0.02	0.01
Payments to non-executive directors (including sitting fees)		
Mukul Ashar	3.95	2.76
Preeti Mehta	3.92	2.77
B. V. Bhargava	3.90	2.73
Ninad D Gupte	0.13	0.21

Outstanding as at 31 March, 2023:

	For the year ended 31 March 2023	For the year ended 31 March 2022
Trade Receivables		
Sumitomo Chemical Company, Limited	442.88	177.73
Valent BioSciences LLC	10.00	11.39
Sumitomo Chemical Agro Europe S.A.S.	24.18	-
Sumitomo Chemical Colombia SA	30.66	48.09
Sumitomo Chemical Argentina SA	135.92	168.87
Sumitomo Chemical Brasil Industria Quimica S A (**)	1,411.78	1,676.11

NOTES TO THE STANDALONE IND AS FINANCIAL STATEMENTS

FOR THE YEAR ENDED 31 MARCH 2023

(Currency: Indian Rupees in Millions, unless otherwise stated)

	For the year ended 31 March 2023	For the year ended 31 March 2022
Other Receivables		
Sumitomo Chemical India Gratuity Trust (*)	2.43	20.90
Trade Payables		
Sumitomo Chemical Company, Limited	1,852.36	1,868.74
Valent BioSciences LLC	429.34	207.99
Mycorrhizal Applications, LLC	45.47	23.57
Sumitomo Chemical Asia Pte Limited	0.17	2.21
Excel Crop Care (Africa) Limited	18.89	28.73
Sumitomo Chemical Australia Pty Limited	0.19	2.18
Sumitomo Chemical Brasil Industria Quimica S A (**)	10.77	7.45
Parksons Packaging Limited	-	1.26
Commission payable to directors	48.40	40.99

(*) The previous year figures includes amount related to Excel Crop Care Gratuity Trust, which got merged into Sumitomo Chemical India Gratuity Trust

(**) The previous year figures includes amount related to Sumitomo Chemical Do Brasil Representacoes Limited, which got merged with Sumitomo Chemical Brasil Industria Quimica S A

Terms and conditions of transactions with related parties

All related party transactions entered during the year were in ordinary course of the business and are on arm's length basis.

For the year ended 31 March 2023, the Company has not recorded any impairment of receivables relating to amounts owed by related parties (2021-22: Nil). This assessment is undertaken each financial year through examining the financial position of the related party and the market in which the related party operates.

The above remuneration to key management personnel compensation excludes provision for gratuity and compensated absences, since these are provided on the basis of an actuarial valuation of the Company's liability to all its employees.

39 LEASES

The Company has lease contracts for its office premises and storage locations with lease term between 1 year to 9 years. The Company's obligations under its leases are secured by the lessor's title to the leased assets. Generally, the Company is restricted from assigning and sub-leasing the leased assets.

The Company also has certain leases of office premises and storage locations with leased terms of 12 months or less. The Company applies the 'short term lease' recognition exemption for these leases.

a) The movement in lease liabilities is as follows.

	For the year ended 31 March 2023	For the year ended 31 March 2022
Opening balance	375.84	326.35
Payment of lease liabilities	(210.67)	(211.71)
New leases	136.03	214.02
Accretion of interest	38.52	47.18
Closing balance	339.72	375.84
Classification in balance sheet		
Non-current	177.45	247.19
Current	162.27	128.65
	339.72	375.84

NOTES TO THE STANDALONE IND AS FINANCIAL STATEMENTS

FOR THE YEAR ENDED 31 MARCH 2023

(Currency: Indian Rupees in Millions, unless otherwise stated)

b) Amount recognised in the statement of profit and loss

Particulars	Classified under	For the year ended 31 March 2023	For the year ended 31 March 2022
Depreciation of right-of-use assets	Depreciation and amortisation expense	167.38	165.65
Interest expenses on lease assets	Finance costs	38.52	47.18
Expenses relating to short term leases	Other expenses	38.16	26.77

- c) (i) The details of carrying amount and movements during the year in right of use of asset is disclosed in note 5.
(ii) The effective interest rate for lease liabilities is 10%. The maturity is between 2022 to 2031.
(iii) The maturity analysis of lease liabilities are disclosed in note 41b liquidity risk management.

40 FINANCIAL INSTRUMENTS

Accounting classification and fair value hierarchy

Carrying amounts and fair values of financial assets and financial liabilities, including their levels in the fair value hierarchy, are presented below.

As at 31 March 2023	Carrying amount/ Fair value				Fair value hierarchy			
	FVTPL	FVTOCI	Amortised cost	Total	Level 1	Level 2	Level 3	Total
Financial assets								
Non-current								
Investment	-	-	6.26	6.26	-	-	-	-
Loans	-	-	6.49	6.49	-	-	-	-
Security deposits	-	-	57.82	57.82	-	-	-	-
Deposit with banks and corporates	-	-	300.10	300.10	-	-	-	-
Current								
Equity instruments in Tata Steel Limited	0.44	-	-	0.44	0.44	-	-	0.44
Investment in mutual fund	2,387.15	-	-	2,387.15	2,387.15	-	-	2,387.15
Loans	-	-	5.11	5.11	-	-	-	-
Derivative assets	15.70	-	-	15.70	-	15.70	-	15.70
	2,403.29	-	375.78	2,779.07	2,387.59	15.70	-	2,403.29
Financial liabilities								
Non current								
Lease liability	-	-	177.45	177.45	-	-	-	-
Current								
Trade payables	-	-	4,922.52	4,922.52	-	-	-	-
Lease liabilities	-	-	162.27	162.27	-	-	-	-
Derivative liabilities	10.35	-	-	10.35	-	10.35	-	10.35
Other financial liabilities	-	-	3,651.53	3,651.53	-	-	-	-
	10.35	-	8,913.77	8,924.12	-	10.35	-	10.35

NOTES TO THE STANDALONE IND AS FINANCIAL STATEMENTS

FOR THE YEAR ENDED 31 MARCH 2023

(Currency: Indian Rupees in Millions, unless otherwise stated)

As at 31 March 2022	Carrying amount				Fair value hierarchy			
	FVTPL	FVTOCI	Amortised cost	Total	Level 1	Level 2	Level 3	Total
Financial assets								
Non-current								
Investment	-	-	6.26	6.26	-	-	-	-
Loans	-	-	7.54	7.54	-	-	-	-
Security deposits	-	-	59.90	59.90	-	-	-	-
Deposit with banks and corporates	-	-	240.09	240.09	-	-	-	-
Current								
Equity instruments in Tata Steel Limited	0.64	-	-	0.64	0.64	-	-	0.64
Investment in mutual fund	3,559.58	-	-	3,559.58	3,559.58	-	-	3,559.58
Loans	-	-	4.67	4.67	-	-	-	-
Derivative assets	11.18	-	-	11.18	-	11.18	-	11.18
	3,571.40	-	318.46	3,889.86	3,560.22	11.18	-	3,571.40
Financial liabilities								
Non current								
Lease liability	-	-	247.19	247.19	-	-	-	-
Current								
Trade payables	-	-	5,197.81	5,197.81	-	-	-	-
Lease liabilities	-	-	128.65	128.65	-	-	-	-
Derivative liabilities	9.58	-	-	9.58	-	9.58	-	9.58
Other financial liabilities	-	-	3,987.66	3,987.66	-	-	-	-
	9.58	-	9,561.31	9,570.89	-	9.58	-	9.58

Notes :

- Abbreviations
FVTPL - Fair value through the profit and loss
FVTOCI - Fair Value through other comprehensive income
- The investments does not include equity investment which are carried at cost and hence are not required to be disclosed as per Ind AS 107 "Financial instruments disclosures
- The management has assessed that the fair value of cash and cash equivalents, other balance with banks, loans, trade receivables, other financial assets, lease liabilities, trade payables and other financial liabilities approximate their carrying amounts largely due to the short term maturities of these instruments.
- The Company uses the following hierarchy for determining and / or disclosing the fair value of financials instruments by valuation techniques.
Level 1 – Quoted (unadjusted) market prices in active markets for identical assets or liabilities;
Level 2 – Valuation techniques for which the lowest level input that is significant to the fair

value measurement is directly or indirectly observable;

Level 3 – Valuation techniques for which the lowest level input that is significant to the fair value measurement is unobservable.

- The fair value of the financial assets and liabilities is included at the amount at which the instrument could be exchanged in a current transaction between willing parties.

The following methods and assumptions were used to estimate the fair values:

The fair value of quoted equity investment and mutual funds are based on price quotations at the reporting date.

The Company enters into derivative financial instruments with various counterparties, principally with banks. Foreign exchange forward contracts are valued using valuation techniques, which employs the use of market observable inputs. The model incorporates various inputs including the credit quality of counter parties, foreign exchange spot and forward rates.

- There were no transfers between level 1 and 2 during the year.

NOTES TO THE STANDALONE IND AS FINANCIAL STATEMENTS

FOR THE YEAR ENDED 31 MARCH 2023

(Currency: Indian Rupees in Millions, unless otherwise stated)

41 FINANCIAL RISK MANAGEMENT OBJECTIVES AND POLICIES

The activities of the Company exposes it to a number of financial risks namely market risk, credit risk and liquidity risk. The Company seeks to minimise the potential impact of unpredictability of the financial markets on its financial performance.

The Company's board of directors has overall responsibility for the establishment and oversight of the Company's risk management framework. The board of directors has established Compliance Committee, which is responsible for developing and monitoring the Company's risk management policies. The committee reports regularly to the board of directors on its activities

The Company's risk management policies are established to identify and analyse the risks faced by the Company, to set appropriate risk limits and controls and to monitor risks and adherence to limits. Risk management policies and systems are reviewed regularly to reflect changes in market conditions and the Company's activities. The Company, through its training and management standards and procedures, aims to maintain a disciplined and constructive control environment in which all employees understand their roles and obligations.

a. Management of credit risk

Credit risk refers to the risk of default on its obligations by a counterparty to the Company resulting in a financial loss to the Company. The Company is exposed to credit risk from its operating activities (trade receivables) and investment securities.

Credit risk is managed through credit approvals, establishing credit limits and continuously monitoring the creditworthiness of customers to which the Company grants credit terms in the normal course of business. The Company establishes an allowance for doubtful debts and impairment that represents its estimate of expected default rates over the expected life of trade receivables and is adjusted for forward looking estimates.

The Company's exposure to credit risk is influenced mainly by the individual characteristics of each customer. The demographics of the customer, including the default risk of the industry and country in which the customer operates, also has an influence on credit risk assessment. The Company has no concentration of credit risk as the customer base is widely distributed.

Summary of the ageing for trade receivables are as follows.

Particulars	Carrying amount as at 31 March 2023		
	Estimated total gross carrying amount at default	ECL - simplified approach	Net carrying amount
Not due & Due < 181 days	9,108.54	126.12	8,982.42
Past due			
181 Days to 1 Year	359.76	123.46	236.30
> 1 Year to 2 Year	309.15	67.25	241.90
> 2 Year to 3 Year	212.43	212.43	-
Above 3 Year	348.62	348.62	-
	10,338.50	877.88	9,460.62

Expected credit loss assessment for customers as at 31 March 2023:

The Company allocates each exposure to a credit risk grade based on a variety of data that is determined to be predictive of the risk of loss (e.g. timeliness of payments, available press information etc.) and applying experienced credit judgement.

Exposures to customers outstanding at the end of each reporting period are reviewed by the Company to determine incurred and expected credit losses. Historical trends of impairment of trade receivables do not reflect any significant credit losses. Given that the macro economic indicators affecting customers of the Company have not undergone any substantial change, the Company expects the historical trend of minimal credit losses to continue.

NOTES TO THE STANDALONE IND AS FINANCIAL STATEMENTS

FOR THE YEAR ENDED 31 MARCH 2023

(Currency: Indian Rupees in Millions, unless otherwise stated)

The movement in the allowance for impairment in respect of trade and other receivables during the year was as follows.

Particulars	Amount
Balance as at 31 March 2021	438.95
Impairment loss recognised / (reversed) (Refer note 33)	229.95
Balance as at 31 March 2022	668.90
Impairment loss recognised / (reversed) (Refer note 33)	208.98
Balance as at 31 March 2023	877.88

The impairment loss at 31 March 2023 related to several customers that have defaulted on their payments to the Company and are not expected to pay their outstanding balances, mainly due to economic circumstances.

Investments

The Company limits its exposure to credit risk by investing in liquid securities and only with counterparties that have a good credit rating. The Company does not expect any losses from non-performance by these counter-parties, and does not have any significant concentration of exposures to specific industry sectors or specific country risks.

Other than trade and other receivables, the Company has no other financial assets that are past due but not impaired

b. Liquidity risk

Liquidity risk is the risk that the Company will encounter difficulty in meeting the obligations associated with its financial liabilities that are settled by delivering cash or another financial asset. The Company's approach to managing liquidity is to ensure, as far as possible, that it will

have sufficient liquidity to meet its liabilities when they are due, under both normal and stressed conditions, without incurring unacceptable losses or risking damage to the Company's reputation.

The Company has an established liquidity risk management framework for managing its short term, medium term and long term funding and liquidity management requirements. The Company's exposure to liquidity risk arises primarily from mismatches of the maturities of financial assets and liabilities. The Company manages the liquidity risk by maintaining adequate funds in cash and cash equivalents. The Company also has adequate credit facilities sanctioned with banks to ensure that there is sufficient cash to meet all its normal operating commitments in a timely and cost-effective manner.

Exposure to liquidity risk

The following are the remaining contractual maturities of financial liabilities at the reporting date. The amounts are gross and undiscounted.

31 March 2023 Particulars	Contractual cash flows				
	Carrying amount	Total	Upto 1 year	1-5 years	More than 5 years
Non-derivative financial liabilities					
Lease liabilities	339.72	429.86	191.14	206.76	31.96
Trade payables	4,922.52	4,922.52	4,922.52	-	-
Other financial liabilities	3,651.53	3,651.53	3,651.53	-	-
Derivative financial liabilities					
Current liabilities					
Forward exchange contracts	10.35	10.35	10.35	-	-
	8,924.12	9,014.26	8,775.54	206.76	31.96

NOTES TO THE STANDALONE IND AS FINANCIAL STATEMENTS

FOR THE YEAR ENDED 31 MARCH 2023

(Currency: Indian Rupees in Millions, unless otherwise stated)

31 March 2022 Particulars	Contractual cash flows				
	Carrying amount	Total	Upto 1 year	1-5 years	More than 5 years
Non-derivative financial liabilities					
Lease liabilities	375.84	454.26	193.15	213.17	47.94
Trade payables	5,197.81	5,197.81	5,197.81	-	-
Other financial liabilities	3,987.62	3,987.62	3,987.62	-	-
Derivative financial liabilities					
Current liabilities					
Forward exchange contracts	9.58	9.58	9.58	-	-
	9,570.85	9,649.27	9,388.16	213.17	47.94

c. Market risk

Market risk is the risk that the fair value or future cash flows of a financial instrument will fluctuate because of changes in market prices. Market risk comprises of three types of risks: interest rate risk, price risk and currency rate risk. Financial instruments affected by market risk includes foreign currency receivables/payables, investments and derivative financial instruments. The Company has international trade operations and is exposed to a variety of market risks, including currency and interest rate risks.

i) Currency risk

Currency risk is the risk that the fair value or future cash flows of a financial instrument

will fluctuate because of changes in foreign exchange rates. The Company has foreign currency trade payables and receivables and is therefore exposed to foreign exchange risk. The Company mitigates the foreign exchange risk by setting appropriate exposure limits, periodic monitoring of the exposures and hedging exposures using derivative financial instruments like foreign exchange forward contracts. The exchange rates have been volatile in the recent years and may continue to be volatile in the future. However the operating results and financials of the Company may not be impacted due to volatility of the rupee against foreign currencies as the exposure is generally fully hedged.

Exposure to currency risk (Exposure in different currencies converted to functional currency i.e. Rupees)

The currency profile of financial assets and financial liabilities as at 31 March 2023 and 31 March 2022 are as below:

	31 March 2023	31 March 2023	31 March 2023	31 March 2023
	US\$	EURO	AED	Others
Financial assets				
Cash and cash equivalents	-	-	-	1.52
Trade and other receivables	3,272.83	-	189.00	-
	3,272.83	-	189.00	1.52
Financial liabilities				
Trade and other payables	1,838.31	0.26	-	7.48
	1,838.31	0.26	-	7.48
Net statement of financial position exposure	1,434.52	(0.26)	189.00	(5.96)
Forward exchange contracts - Sell	2,857.16	-	161.43	-
Forward exchange contracts - Buy *	(1,939.57)	-	-	-

* includes forward contracts for goods-in-transit.

	31 March 2022	31 March 2022	31 March 2022	31 March 2022
	US\$	EURO	AED	Others
Financial assets				
Cash and cash equivalents	0.01	-	-	1.02
Trade and other receivables	2,867.73	4.76	-	-

NOTES TO THE STANDALONE IND AS FINANCIAL STATEMENTS

FOR THE YEAR ENDED 31 MARCH 2023

(Currency: Indian Rupees in Millions, unless otherwise stated)

	31 March 2022 US\$	31 March 2022 EURO	31 March 2022 AED	31 March 2022 Others
Financial liabilities	2,867.74	4.76	-	1.02
Trade and other payables	1,095.59	3.17	-	6.84
	1,095.59	3.17	-	6.84
Net statement of financial position exposure	1,772.15	1.59	-	(5.82)
Forward exchange contracts - Sell	2,797.45	4.65	-	-
Forward exchange contracts - Buy *	(1,048.39)	-	-	-

Sensitivity analysis

A reasonably possible strengthening (weakening) of the Indian Rupee against US Dollars and EURO would have affected the measurement of financial instruments denominated in US dollars and EURO affected profit and loss by the amounts shown below. This analysis assumes that all other variables, in particular interest rates, remain constant and ignores any impact of forecast sales and purchases.

Effect in Rupees	Profit or loss	
	Strengthening	Weakening
31 March 2023		
1% movement		
US\$	(23.52)	23.52
AED	(3.50)	3.50
Others	0.06	(0.06)
	(26.96)	26.96

Effect in Rupees	Profit or loss	
	Strengthening	Weakening
31 March 2022		
1% movement		
US\$	(35.21)	35.21
EUR	(0.06)	0.06
Others	0.06	(0.06)
	(35.21)	35.21

ii) Interest rate risk

Interest rate risk can be either fair value interest rate risk or cash flow interest rate risk. Fair value interest rate risk is the risk of changes in fair values of fixed interest bearing investments because of fluctuations in the interest rates. Cash flow interest rate risk is the risk that the future cash flows of floating interest bearing investments will fluctuate because of fluctuations in the interest rates.

Interest rate risk is the risk that the fair value or future cash flows of a financial instrument will fluctuate because of changes in market interest rates. The Company does not have any significant exposure to interest rate risks since its investments are in fixed rate instruments.

Exposure to interest rate risk

The interest rate risk arises primarily from borrowings. Since there are no borrowings in the current year, the interest rate profile of the Company's interest-bearing financial instruments is ₹ Nil.

Fair value sensitivity analysis for fixed-rate instruments

The Company does not account for any fixed-rate borrowings at fair value through profit or loss. Therefore, a change in interest rates at the reporting date would not affect profit or loss

iii) Equity risk

The Company's investments in listed and non-listed equity securities are susceptible to market price risk arising from uncertainties in the financial market. The investment in listed and unlisted equity securities are not significant.

NOTES TO THE STANDALONE IND AS FINANCIAL STATEMENTS

FOR THE YEAR ENDED 31 MARCH 2023

(Currency: Indian Rupees in Millions, unless otherwise stated)

42 SEGMENT INFORMATION

Till 31 March 2022, the Company had two primary reportable segments namely Agro Chemicals and Others (environmental health division and animal nutrition division) and accordingly segment disclosure was made by the Company. Currently, percentage of revenue, results and combined asset of 'Other Segment' to the total is much less than quantitative threshold limit prescribed in the Indian Accounting Standard 108 'Operating Segments'. Further, considering expected future growth of products in 'Other Segment' and reporting structure

of the Company, the management has decided not to consider 'Other Segment' as reportable segment. Accordingly, there is no separate disclosure for segment

A Geographic information

Further, the Company has considered the export operations as a separately identifiable geographic segment due to operations in the Japan and other countries. The Company has identified secondary segments based on geographic locations and has reported India and outside India as geographic segments as below:

Segment revenue	As at 31 March 2023	As at 31 March 2022
India	26,069.76	23,655.14
Outside India	8,663.65	6,659.72
Total revenue	34,733.41	30,314.86

Segment assets*	As at 31 March 2023	As at 31 March 2022
India	30,223.63	27,218.90
Outside India	3,464.41	2,873.52
Total assets	33,688.04	30,092.42

B. Information about major customers

The Company does not have any customer, with whom revenue from transactions is more than 10% of Company's total revenue.

43 EMPLOYEE BENEFITS

The Company contributes to the following post-employment plans in India.

(A) Defined contribution plans:

Provident fund is a defined contribution scheme established under a state plan.

Superannuation fund is a defined contribution scheme. The scheme is funded with an insurance company in the form of a qualifying insurance policy.

Contribution to Employees State Insurance Corporation (ESIC)

Current service cost included under the head - Contribution to provident fund and other funds in note 31 'Employee benefits expense':

Segment revenue	As at 31 March 2023	As at 31 March 2022
Provident fund and family pension fund	77.95	65.79
Superannuation fund	19.64	20.07
ESIC	2.43	2.09
Other funds	5.50	6.57
	105.52	94.52

(B) Defined benefit plan:

Gratuity plan is classified as a defined benefit plan as the Company's obligation is to provide agreed benefit to plan members. Actuarial and investment risks are borne by the Company.

NOTES TO THE STANDALONE IND AS FINANCIAL STATEMENTS

FOR THE YEAR ENDED 31 MARCH 2023

(Currency: Indian Rupees in Millions, unless otherwise stated)

The most recent actuarial valuation of plan assets and the present value of the defined benefit obligation for gratuity was carried out as at 31 March 2023. The present value of the defined benefit obligations and the related current service cost and past service cost, were measured using the Projected Unit Credit Method.

Segment revenue	As at 31 March 2023	As at 31 March 2022
Defined benefit obligation	511.84	509.72
Fair value of plan assets	497.21	482.74
Net defined benefit obligation	14.63	26.98

i. Movement in net defined benefit liability

The following table shows a reconciliation from the opening balances to the closing balances for net defined benefit (asset) liability and its components:

	Defined benefit obligation		Fair value of plan assets		Net defined benefit (asset) liability	
	31 March 2023	31 March 2022	31 March 2023	31 March 2022	31 March 2023	31 March 2022
Opening balance	509.72	506.89	482.74	424.21	26.98	82.68
Included in profit or loss:						
Current service cost	41.71	59.48	-	-	41.71	59.48
Interest cost (income)	33.31	33.06	33.22	29.12	0.09	3.94
Sub-total included in statement of profit and loss					41.80	63.42
	584.74	599.43	515.96	453.33	68.78	146.10
Included in OCI						
Remeasurement gain:						
Actuarial gain arising from:						
Financial assumptions	(21.48)	(8.11)	-	-	(21.48)	(8.11)
Experience adjustment	(5.77)	(26.35)	-	-	(5.77)	(26.35)
Return on plan assets excluding interest income	-	-	(0.08)	1.95	0.08	(1.95)
Sub-total included in OCI					(27.17)	(36.41)
	557.49	564.97	515.88	455.28	41.61	109.69
Other						
Contributions paid by the employer	-	-	26.98	82.72	(26.98)	(82.72)
Benefits paid	(45.65)	(55.25)	(45.65)	(55.26)	-	0.01
Closing balance	511.84	509.72	497.21	482.74	14.63	26.98

The components of defined benefit plan cost are as follows:

Particulars	As at 31 March 2023	As at 31 March 2022
Recognised in statement of profit and loss		
Current service cost	41.71	59.48
Net interest cost	0.09	3.94
Total	41.80	63.42
Recognised in other comprehensive income		
Remeasurement of net defined benefit liability	(27.17)	(36.41)

NOTES TO THE STANDALONE IND AS FINANCIAL STATEMENTS

FOR THE YEAR ENDED 31 MARCH 2023

(Currency: Indian Rupees in Millions, unless otherwise stated)

ii. Plan assets

Plan assets comprise the following:

	As at 31 March 2023	As at 31 March 2022
Insurer managed funds (Life Insurance Corporation of India)	100%	100%

iii. Actuarial assumptions

The following were the key actuarial assumptions at the reporting date (expressed as weighted averages).

Particulars	As at 31 March 2023	As at 31 March 2022
Discount rate	7.40%	7.00%
Future salary growth	9.75% p.a.	9.75% p.a.
Withdrawal rate	5% at younger ages reducing to 1% at older ages	5% at younger ages reducing to 1% at older ages
Mortality rate	Indian Assured Lives Mortality (2012-14) Table	Indian Assured Lives Mortality (2012-14) Table

iv. Sensitivity analysis

Reasonably possible changes at the reporting date to one of the relevant actuarial assumptions, holding other assumptions constant, would have affected the defined benefit obligation by the amounts shown below:

	As at 31 March 2023		As at 31 March 2022	
	Increase	Decrease	Increase	Decrease
Discount rate (0.50% movement)	486.99	538.93	484.17	537.61
Future salary growth (0.50% movement)	537.44	488.09	536.65	484.78
Withdrawal rate (10% movement)	509.89	513.67	486.11	490.49

Sensitivity analysis is performed by varying a single parameter while keeping all the other parameters unchanged.

Sensitivity analysis fails to focus on the interrelationship between underlying parameters.

Hence, the results may vary if two or more variables are changed simultaneously.

The method used does not indicate anything about the likelihood of change in any parameter and the extent of the change if any.

v. Expected future cash flows

The expected future cash out-flows in respect of gratuity as at year end is as follows:

Particulars	As at 31 March 2023	As at 31 March 2022
Up to 1 year	72.44	54.41
Between 1-2 years	22.87	20.92
Between 2-6 years	101.78	98.16
6 to 10+ years	179.17	192.75

The average duration of the defined benefit plan obligation at the end of the reporting year is 9.88 years (31 March 2022: 12.85 years).

The contribution expected to be made by the Company during the financial year 2022-23 is ₹ 14.63 Millions.

(C) Other long-term employee benefits:

Compensated absences are payable to employees at the rate of daily salary for each day of accumulated leave on death or on resignation or upon retirement. The charge towards compensated absences for the

NOTES TO THE STANDALONE IND AS FINANCIAL STATEMENTS

FOR THE YEAR ENDED 31 MARCH 2023

(Currency: Indian Rupees in Millions, unless otherwise stated)

year ended 31 March 2023 based on actuarial valuation using the projected accrued benefit method is ₹ 37.15 Millions. (31 March 2022: ₹ 30.79 Millions) In the coming financial year it is expected to remain in the similar range.

44 CONTINGENT LIABILITIES AND COMMITMENTS

A) Contingent liabilities

Particulars	As at 31 March 2023	As at 31 March 2022
a. In respect of tax matters		
Demand raised by authorities against which the Company has filed an appeal		
i) Income tax	118.62	67.86
ii) Excise duty	-	0.73
iii) Service tax	9.24	15.67
iv) Customs duty	28.68	2.30
v) VAT / Sales tax	0.50	3.10
vi) Goods and service tax	21.97	0.62
b. In respect of other matters		
i) Claims against the Company not acknowledged as debts	150.77	171.19
Total	329.78	261.47

The Company's pending litigations comprise of claims against the Company primarily by the consumers and proceedings pending with tax authorities. The Company has reviewed all its pending litigations and proceedings and has adequately provided for where provisions are required and disclosed contingent liabilities where applicable, in its financial statements. The Company does not expect the outcome of these proceedings to have a materially adverse effect on the financial statements. Future cash outflows/uncertainties, if any, in respect of above are determinable only on receipt of judgments/decisions pending with various forums/authorities.

It is not practicable for the Company to estimate the timings of cash outflows, if any, in respect of the above pending resolution of the respective proceedings as it is determinable only on receipt of judgements/decisions pending with various forums/authorities.

The Company does not expect any reimbursements in respect of the above contingent liabilities.

B) Capital commitments

	As at 31 March 2023	As at 31 March 2022
Estimated value of contracts in capital account remaining to be executed and not provided for (net of capital advances)	151.37	124.15

45 TOTAL OUTSTANDING DUES OF MICRO AND SMALL ENTERPRISES (AS PER THE INTIMATION RECEIVED FROM VENDORS)

Particulars	As at 31 March 2023	As at 31 March 2022
The amounts remaining unpaid to micro and small suppliers as at the end of the year		
Principal *	175.22	225.26
Interest	0.09	0.02
The amount of interest paid by the buyer as per the Micro, Small and Medium Enterprises Development Act, 2006 (MSMED Act, 2006)	-	-

NOTES TO THE STANDALONE IND AS FINANCIAL STATEMENTS

FOR THE YEAR ENDED 31 MARCH 2023

(Currency: Indian Rupees in Millions, unless otherwise stated)

Particulars	As at 31 March 2023	As at 31 March 2022
The amounts of the payments made to micro and small suppliers beyond the appointed day during each accounting year	296.05	1,145.94
The amount of interest due and payable for the period of delay in making payment (which have been paid but beyond the appointed day during the year) but without adding the interest specified under MSMED Act, 2006	0.60	0.38
The amount of interest accrued and remaining unpaid at the end of each accounting period	0.69	0.40
The amount of further interest remaining due and payable even in the succeeding years, until such date when the interest dues as above are actually paid to the small enterprise for the purpose of disallowance as a deductible expenditure under section 23 of the MSMED Act, 2006	0.69	0.40

* It includes amount payable in the nature of capital creditors as disclosed under note 24 - Other current financial liabilities

46 RESEARCH AND DEVELOPMENT EXPENDITURE

Particulars	As at 31 March 2023	As at 31 March 2022
(a) Research and development costs, as certified by the management, debited to the statement of profit and loss (in respective heads of accounts) are as under:		
(i) Revenue expenses	123.01	109.77
(ii) Depreciation and amortisation of expenses	10.83	11.28
	133.84	121.05
(b) Capital expenditure incurred during the year on research and development	7.76	9.28

47 CORPORATE SOCIAL RESPONSIBILITY

Particulars	31 March 2023	31 March 2022
(a) Gross amount required to be spent		
i) for current year	88.14	66.16
ii) for previous year	-	7.08
	88.14	73.24
(b) Amount approved by the Board to be spent during the year	89.07	66.29
(c) Amount spent during the year ending on 31 March 2023		
(i) Construction / acquisition of any assets	-	-
(ii) For previous year	-	-
(iii) On purpose other than (i) above	89.07	89.07
	89.07	89.07
(d) Amount spent during the year ending on 31 March 2022		
(i) Construction / acquisition of any assets	-	-
(ii) For previous year	7.08	7.08
(iii) On purpose other than (i) above	66.29	66.29
	73.37	73.37
e) Details related to spent / unspent obligations:		
i) Contribution to public trust	45.37	26.03

NOTES TO THE STANDALONE IND AS FINANCIAL STATEMENTS

FOR THE YEAR ENDED 31 MARCH 2023

(Currency: Indian Rupees in Millions, unless otherwise stated)

Particulars	31 March 2023	31 March 2022
ii) Contribution to charitable trust	28.95	36.99
iii) Others for current year	14.75	3.27
iv) Others for previous year	-	7.08
v) Unspent amount in relation to:	-	-
- Ongoing project	-	-
- Other than ongoing project	-	-
	89.07	73.37
f) Details of other than ongoing project		
a) Opening balance		
- With Company	-	-
- In separate CSR unspent A/c	89.07	66.29
b) Amount required to be spent and approved by the Board during the year	-	-
c) Amount spent during the year	89.07	73.37
- From Company's bank A/c	-	-
- From separate CSR unspent A/c	-	-
d) Closing balance	-	-
- With Company	-	-
- In separate CSR unspent A/c	-	-

48 RATIO ANALYSIS AND ITS ELEMENTS

Ratio	Numerator	Denominator	As at 31 March 2023	As at 31 March 2022	% change	Remarks / Reason for variance
Debt equity ratio (times)						Refer note v
Debt service coverage ratio (times)	Earnings available for debt service	Debt service	18.10	14.56	24.38%	
Return on net worth (%) / ROE	Net profit after tax	Average net worth	23.39%	25.13%	(6.91%)	
Current ratio (times)	Current assets	Current liabilities	2.98	2.46	21.07%	
Trade receivables turnover (in times)	Revenue from contracts with customer	Average trade receivable	3.88	3.59	8.14%	
Trade payables turnover (in times)	Expenses	Average trade payables	5.12	4.00	27.98%	Less credit term availed and increase in material cost
Inventory turnover (in times)	Cost of goods sold	Average inventory	2.51	2.27	10.62%	
Net profit ratio (%)	Net profit after tax	Revenue from operations	14.34%	14.17%	1.17%	
Net capital turnover (in times)	Revenue from operations	Working capital (Current assets - Current liabilities)	1.90	2.04	(7.25%)	
Return on investment (%)	Mutual fund, interest and dividend income	Average quarterly investments	5.76%	5.44%	6.04%	
Return on capital employed (%)	EBIT	Capital employed	30.51%	34.11%	(10.55%)	

NOTES TO THE STANDALONE IND AS FINANCIAL STATEMENTS

FOR THE YEAR ENDED 31 MARCH 2023

(Currency: Indian Rupees in Millions, unless otherwise stated)

Note : Reason for variance has been given for those ratios whereby variation is more than 25% (+/-)

Abbreviations

- i) Earnings available for debt service - Profit before tax + interest expenses including interest expense on lease payments + depreciation and amortisation expenses
- ii) Debt service - Interest expenses including interest expense on lease payments + repayment of lease liabilities.
- iii) Net worth includes share capital and other equity
- iv) Expenses includes cost of goods sold and other expenses excluding expected credit loss allowance, CSR, donations, insurance, directors sitting fees, PPE written off, exchange differences (net) and bank charges
- v) Since there is no borrowing, disclosure of Debt equity ratio has not been disclosed.

49 OTHER STATUTORY INFORMATION

- (i) The Company does not have any benami property, where any proceeding has been initiated or pending against the Company for holding any benami property.
- (ii) The Company does not have any transactions with companies struck off.
- (iii) The Company does not have any charges or satisfaction which is yet to be registered with ROC beyond the statutory period,
- (iv) The Company has not traded or invested in crypto currency or virtual currency during the financial year.
- (v) The Company has not advanced or loaned or invested funds to any other persons or entities, including foreign entities (Intermediaries) with the understanding that the Intermediary shall:
 - (a) directly or indirectly lend or invest in other persons or entities identified in any manner whatsoever by or on behalf of the Company (Ultimate Beneficiaries) or
 - (b) provide any guarantee, security or the like to or on behalf of the Ultimate Beneficiaries
- (vi) The Company has not received any fund from any persons or entities, including foreign entities (Funding Party) with the understanding (whether recorded in writing or otherwise) that the Company shall:

- (a) directly or indirectly lend or invest in other persons or entities identified in any manner whatsoever by or on behalf of the Funding Party (Ultimate Beneficiaries) or
- (b) provide any guarantee, security or the like on behalf of the Ultimate Beneficiaries,
- (vii) The Company does not have any such transaction which is not recorded in the books of accounts that has been surrendered or disclosed as income during the year in the tax assessments under the Income Tax Act, 1961 (such as, search or survey or any other relevant provisions of the Income Tax Act, 1961
- (viii) The Company has complied with the number of layers prescribed under clause 87 of section 2 of the Companies Act, 2013 read with Companies (restriction on number of layers) rules, 2017.

50 RECENT PRONOUNCEMENT

Ministry of Corporate Affairs ("MCA") notifies new standard or amendments to the existing standards under Companies (Indian Accounting Standards) Rules as issued from time to time. On 31 March 2023, MCA amended the Companies (Indian Accounting Standards) Amendment Rules, 2023, applicable from 01 April 2023, as below:

Ind AS 103 - Common control Business Combination:

The amendments modify the disclosure requirement for business combination under common control in the first financial statement following the business combination. It requires to disclose the date on which the transferee obtains control of the transferor is required to be disclosed.

Ind AS 1 – Disclosure of material accounting policies:

The amendments related to shifting of disclosure of erstwhile "significant accounting policies" to "material accounting policies" in the notes to the financial statements requiring companies to reframe their accounting policies to make them more "entity specific". This amendment aligns with the "material" concept already required under International Financial Reporting Standards (IFRS). The Company does not expect this amendment to have any significant impact in its financial statements.

Ind AS 8 – Definition of accounting estimates:

The amendments will help entities to distinguish between accounting policies and accounting estimates. The definition of a "change in accounting

NOTES TO THE STANDALONE IND AS FINANCIAL STATEMENTS

FOR THE YEAR ENDED 31 MARCH 2023

(Currency: Indian Rupees in Millions, unless otherwise stated)

estimates” has been replaced with a definition of “accounting estimates.” Under the new definition, accounting estimates are “monetary amounts in financial statements that are subject to measurement uncertainty.” Entities develop accounting estimates if accounting policies require items in financial statements to be measured in a way that involves measurement uncertainty. The Company does not expect this amendment to have any significant impact in its financial statements.

Ind AS 12 – Income Taxes:

The amendments narrowed the scope of the recognition exemption in paragraphs 15 and 24 of Ind AS 12. At the date of transition to Ind ASs, a first-time adopter shall recognise a deferred tax asset to the extent that it is probable that taxable profit will be available against which the deductible temporary difference can be utilised. Similarly, a deferred tax liability for all deductible and taxable temporary differences associated with:

- a) right-of-use assets and lease liabilities
- b) decommissioning, restoration and similar liabilities and the corresponding amounts recognised as part of the cost of the related asset. Therefore, if a company has not yet recognised deferred tax on right-of-use assets and lease liabilities or has recognised deferred tax on net basis, the same need to recognise on gross basis based on the carrying amount of right-of-use assets and lease liabilities.

51 GOVERNMENT NOTIFICATION ON USE OF GLYPHOSATE

In October 2022, the Central Government (“Government”) issued a Notification (“Notification”) mandating that Glyphosate, a broad spectrum weedicide and an important product for the Company,

will be used only through Pest Control Operators. Industry players and associations filed petitions before the Hon’ble Delhi High Court (“Hon’ble Court”) challenging the Notification. At the hearings of the petitions held before the Hon’ble Court, the counsels of the Government have stated that the Government will look into the difficulties being faced by the farmers, revisit the matter and take a conscious decision which will be communicated to the Hon’ble Court. The Government has also agreed not to implement the Notification for time being. The next date of hearing in the matter is fixed for 19 July 2023.

52 FIRE ACCIDENT

During the year, there was a fire accident in one of the multi product plant of the Company, producing two products. The plant was not operational at the time of accident and therefore the accident has no material financial impact. The Company has adequate insurance coverage for the assets on reinstatement basis including loss of profit coverage and insurance coverage is sufficient to cover the losses due to damages.

In the meantime, the Company has made alternate arrangements to ensure continued production and supply of the products. The overall impact on production and financials is not likely to be material and, in any case, the insurance policy also contains ‘loss of profit’ clause for such losses.

53 EVENTS AFTER THE REPORTING PERIOD

There are no significant events after the reporting period except as disclosed in note 20(f), that require adjustments or disclosures in the standalone Ind AS financial statements as on the balance sheet date.

- 54 The figures for the previous year have been regrouped/ reclassified wherever considered necessary.

As per our report of even date attached
For **S R B C & CO LLP**
Chartered Accountants
Firm’s Registration No: 324982E/E300003

Jayesh Gandhi
Partner
Membership Number: 037924
Place: Mumbai
Date: 18 May 2023

For and on behalf of the Board of Directors of
Sumitomo Chemical India Limited
CIN: L24110MH2000PLC124224

Chetan Shah
Managing Director
DIN: 00488127
Place: Mumbai
Date: 18 May 2023

Sushil Marfatia
Executive Director
DIN: 07618601
Place: Mumbai
Date: 18 May 2023

Anil Nawal
Chief Financial Officer
Place: Mumbai
Date: 18 May 2023

Deepika Trivedi
Company Secretary
Place: Mumbai
Date: 18 May 2023

INDEPENDENT AUDITOR'S REPORT

To the Members of Sumitomo Chemical India Limited

Report on the Audit of The Consolidated Ind AS Financial Statements

Opinion

We have audited the accompanying consolidated Ind AS financial statements of Sumitomo Chemical India Limited (hereinafter referred to as "the Holding Company"), its subsidiary (the Holding Company and its subsidiary together referred to as "the Group") comprising of the consolidated Balance Sheet as at 31 March 2023, the consolidated Statement of Profit and Loss, including other comprehensive income, the consolidated Cash Flow Statement and the consolidated Statement of Changes in Equity for the year then ended, and notes to the consolidated Ind AS financial statements, including a summary of significant accounting policies and other explanatory information (hereinafter referred to as "the consolidated Ind AS financial statements").

In our opinion and to the best of our information and according to the explanations given to us and based on the consideration of reports of other auditor on separate financial statements and on the other financial information of the subsidiary, the aforesaid consolidated Ind AS financial statements give the information required by the Companies Act, 2013, as amended ("the Act") in the manner so required and give a true and fair view in conformity with the accounting principles generally accepted in India, of the consolidated state of affairs of the Group as at 31 March 2023, their consolidated profit including other comprehensive income, their consolidated cash flows and the consolidated statement of changes in equity for the year ended on that date.

Basis for Opinion

We conducted our audit of the consolidated Ind AS financial statements in accordance with the Standards on Auditing (SAs), as specified under section 143(10) of the Act. Our responsibilities under those Standards are further described in the 'Auditor's Responsibilities for the

Audit of the Consolidated Ind AS Financial Statements' section of our report. We are independent of the Group, in accordance with the 'Code of Ethics' issued by the Institute of Chartered Accountants of India together with the ethical requirements that are relevant to our audit of the financial statements under the provisions of the Act and the Rules thereunder, and we have fulfilled our other ethical responsibilities in accordance with these requirements and the Code of Ethics. We believe that the audit evidence we have obtained is sufficient and appropriate to provide a basis for our audit opinion on the consolidated Ind AS financial statements.

Key Audit Matters

Key audit matters are those matters that, in our professional judgment, were of most significance in our audit of the consolidated Ind AS financial statements for the financial year ended 31 March 2023. These matters were addressed in the context of our audit of the consolidated Ind AS financial statements as a whole, and in forming our opinion thereon, and we do not provide a separate opinion on these matters. For each matter below, our description of how our audit addressed the matter is provided in that context.

We have determined the matters described below to be the key audit matters to be communicated in our report. We have fulfilled the responsibilities described in the Auditor's responsibilities for the audit of the consolidated Ind AS financial statements section of our report, including in relation to these matters. Accordingly, our audit included the performance of procedures designed to respond to our assessment of the risks of material misstatement of the consolidated Ind AS financial statements. The results of audit procedures performed by us and by other auditor of component not audited by us, as reported by them in their audit reports furnished to us by the management, including those procedures performed to address the matters below, provide the basis for our audit opinion on the accompanying consolidated Ind AS financial statements.

Key audit matters	How our audit addressed the key audit matters
<p>Revenue Recognition – Estimation of discounts, incentives, rebates and rebate reversal (as described in note 2.1 (p) of the consolidated Ind AS financial statements)</p> <p>Revenue is measured net of discounts</p> <p>Due to the Holding Company's presence across different marketing regions and the competitive business environment, the estimation of various types of discounts, incentives and rebate schemes which are recognised based on sales made is considered to be complex and judgmental.</p> <p>Given the significant judgement required and complexity involved in estimating discounts, incentives, rebates and rebate reversal, this is considered as a key audit matter.</p>	<p>We performed following audit procedures:</p> <p>a) Understood the process followed by the Holding Company for identifying and determining the value of discounts, incentives, rebates and rebate reversal.</p> <p>b) Obtained and reviewed schemes and policies relating to discounts, incentives, rebates and rebate reversal;</p> <p>c) Evaluated the design and tested the operating effectiveness of Holding Company's internal controls over discounts, incentives, rebates and rebate reversal;</p> <p>d) Obtained calculations for discounts, incentives, rebates accruals under applicable schemes and rebate reversals. Verified on a sample basis and compared the accruals made with the approved schemes;</p> <p>e) Obtained and inspected, on a sample basis, supporting documentation for payment towards discounts, incentives and rebates during the year as well as credit notes issued during the year;</p> <p>f) Analysed the historical trend of payments made towards discounts, incentives, rebates for making estimate of accruals; and</p> <p>g) Assessed the adequacy of the disclosures as per the applicable accounting standards.</p>

Information Other than the Financial Statements and Auditor's Report Thereon

The Holding Company's Board of Directors is responsible for the other information. The other information comprises the information included in the Annual report of the Board of directors, its annexure, management discussion and analysis report and Business Responsibility and Sustainability Report but does not include the consolidated Ind AS financial statements and our auditor's report thereon.

Our opinion on the consolidated Ind AS financial statements does not cover the other information and we do not express any form of assurance conclusion thereon.

In connection with our audit of the consolidated Ind AS financial statements, our responsibility is to read the other information and, in doing so, consider whether such other information is materially inconsistent with the consolidated Ind AS financial statements or our knowledge obtained in the audit or otherwise appears to be materially misstated. If, based on the work we have performed, we conclude that there is a material misstatement of this other information, we are required to report that fact. We have nothing to report in this regard.

Responsibilities of Management for the Consolidated Ind AS Financial Statements

The Holding Company's Board of Directors is responsible for the preparation and presentation of these consolidated Ind AS financial statements in terms of the requirements of the Act that give a true and fair view of the consolidated financial position, consolidated financial performance including other comprehensive income, consolidated

cash flows and consolidated statement of changes in equity of the Group in accordance with the accounting principles generally accepted in India, including the Indian Accounting Standards (Ind AS) specified under section 133 of the Act read with the Companies (Indian Accounting Standards) Rules, 2015, as amended. The respective Board of Directors of the companies included in the Group are responsible for maintenance of adequate accounting records in accordance with the provisions of the Act for safeguarding of the assets of their respective Company and for preventing and detecting frauds and other irregularities; selection and application of appropriate accounting policies; making judgments and estimates that are reasonable and prudent; and the design, implementation and maintenance of adequate internal financial controls, that were operating effectively for ensuring the accuracy and completeness of the accounting records, relevant to the preparation and presentation of the consolidated Ind AS financial statements that give a true and fair view and are free from material misstatement, whether due to fraud or error, which have been used for the purpose of preparation of the consolidated Ind AS financial statements by the Directors of the Holding Company, as aforesaid.

In preparing the consolidated Ind AS financial statements, the respective Board of Directors of the companies included in the Group are responsible for assessing the ability of their respective Company to continue as a going concern, disclosing, as applicable, matters related to going concern and using the going concern basis of accounting unless management either intends to liquidate the Group or to cease operations, or has no realistic alternative but to do so.

Those respective Board of Directors of the companies included in the Group are also responsible for overseeing the financial reporting process of their respective Company.

Auditor's Responsibilities for the Audit of the Consolidated Ind AS Financial Statements

Our objectives are to obtain reasonable assurance about whether the consolidated Ind AS financial statements as a whole are free from material misstatement, whether due to fraud or error, and to issue an auditor's report that includes our opinion. Reasonable assurance is a high level of assurance, but is not a guarantee that an audit conducted in accordance with SAs will always detect a material misstatement when it exists. Misstatements can arise from fraud or error and are considered material if, individually or in the aggregate, they could reasonably be expected to influence the economic decisions of users taken on the basis of these consolidated Ind AS financial statements.

As part of an audit in accordance with SAs, we exercise professional judgment and maintain professional skepticism throughout the audit. We also:

- Identify and assess the risks of material misstatement of the consolidated Ind AS financial statements, whether due to fraud or error, design and perform audit procedures responsive to those risks, and obtain audit evidence that is sufficient and appropriate to provide a basis for our opinion. The risk of not detecting a material misstatement resulting from fraud is higher than for one resulting from error, as fraud may involve collusion, forgery, intentional omissions, misrepresentations, or the override of internal control.
- Obtain an understanding of internal control relevant to the audit in order to design audit procedures that are appropriate in the circumstances. Under section 143(3)(i) of the Act, we are also responsible for expressing our opinion on whether the Holding Company has adequate internal financial controls with reference to consolidated Ind AS financial statements in place and the operating effectiveness of such controls.
- Evaluate the appropriateness of accounting policies used and the reasonableness of accounting estimates and related disclosures made by management.
- Conclude on the appropriateness of management's use of the going concern basis of accounting and, based on the audit evidence obtained, whether a material uncertainty exists related to events or conditions that may cast significant doubt on the ability of the Group to continue as a going concern. If we conclude that a material uncertainty exists, we are required to draw attention in our auditor's report to the related disclosures in the consolidated Ind

AS financial statements or, if such disclosures are inadequate, to modify our opinion. Our conclusions are based on the audit evidence obtained up to the date of our auditor's report. However, future events or conditions may cause the Group to cease to continue as a going concern.

- Evaluate the overall presentation, structure and content of the consolidated Ind AS financial statements, including the disclosures, and whether the consolidated Ind AS financial statements represent the underlying transactions and events in a manner that achieves fair presentation.
- Obtain sufficient appropriate audit evidence regarding the financial information of the entities or business activities within the Group of which we are the independent auditors and whose financial information we have audited, to express an opinion on the consolidated Ind AS financial statements. We are responsible for the direction, supervision and performance of the audit of the financial statements of such entities included in the consolidated Ind AS financial statements of which we are the independent auditors. For the other entities included in the consolidated Ind AS financial statements, which have been audited by other auditor, such other auditor remain responsible for the direction, supervision and performance of the audits carried out by them. We remain solely responsible for our audit opinion.

We communicate with those charged with governance of the Holding Company and such other entities included in the consolidated Ind AS financial statements of which we are the independent auditors regarding, among other matters, the planned scope and timing of the audit and significant audit findings, including any significant deficiencies in internal control that we identify during our audit.

We also provide those charged with governance with a statement that we have complied with relevant ethical requirements regarding independence, and to communicate with them all relationships and other matters that may reasonably be thought to bear on our independence, and where applicable, related safeguards.

From the matters communicated with those charged with governance, we determine those matters that were of most significance in the audit of the consolidated Ind AS financial statements for the financial year ended 31 March 2023 and are therefore the key audit matters. We describe these matters in our auditor's report unless law or regulation precludes public disclosure about the matter or when, in extremely rare circumstances, we determine that a matter should not be communicated in our report because the adverse consequences of doing so would reasonably be expected to outweigh the public interest benefits of such communication.

Other Matter

We did not audit the financial statements and other financial information, in respect of one subsidiary whose Ind AS financial statements include total assets of Rs. 27.10 million as at 31 March 2023 and total revenues of Rs 6.53 million and net cash outflows of Rs 1.81 million for the year ended on that date. These Ind AS financial statements and other financial information have been audited by other auditor, which financial statements, other financial information and auditor's reports have been furnished to us by the management. Our opinion on the consolidated Ind AS financial statements, in so far as it relates to the amounts and disclosures included in the respect of the subsidiary and our report in terms of sub-sections (3) of section 143 of the Act, in so far as it relates to the aforesaid subsidiary is based solely on the report of such other auditor.

Subsidiary is located outside India whose financial statements and other financial information have been prepared in accordance with accounting principles generally accepted in its country and which have been audited by other auditor under generally accepted auditing standards applicable in its country. The Holding Company's management has converted the financial statements of such subsidiary located outside India from accounting principles generally accepted in its country to accounting principles generally accepted in India. We

have audited these conversion adjustments made by the Holding Company's management. Our opinion in so far as it relates to the balances and affairs of such subsidiary located outside India is based on the report of other auditor and the conversion adjustments prepared by the management of the Holding Company and audited by us.

Our opinion above on the consolidated Ind AS financial statements, and our report on Other Legal and Regulatory Requirements below, is not modified in respect of the above matter with respect to our reliance on the work done and the reports of the other auditor.

Report on Other Legal and Regulatory Requirements

1. With respect to matters specified in paragraph 3 (xxi) of the Companies (Auditor's Report) Order, 2020 ("the Order" or "CARO"), issued by the Central Government of India in terms of sub-section (11) of section 143 of the Act, according to the information and explanations given to us and based on the CARO report issued by us for the Holding Company included in the consolidated Ind AS financial statements, to which reporting under CARO is applicable, we report as under:

Qualification or adverse remark by us in the Companies (Auditors Report) Order (CARO) reports of the Holding Company included in the consolidated Ind AS financial statements is:

S. No	Name	CIN	Holding Company / subsidiary	Clause number of the CARO report which is qualified or is adverse
1	Sumitomo Chemical India Limited	L24110MH2000PLC124224	Holding Company	(i)(c)

2. As required by Section 143(3) of the Act, based on our audit and on the consideration of report of the other auditor on separate financial statements and the other financial information of a subsidiary, as noted in the 'other matter' paragraph we report, to the extent applicable, that:

- (a) We/the other auditor whose report we have relied upon have sought and obtained all the information and explanations which to the best of our knowledge and belief were necessary for the purposes of our audit of the aforesaid consolidated Ind AS financial statements;
- (b) In our opinion, proper books of account as required by law relating to preparation of the aforesaid consolidation of the financial statements have been kept so far as it appears from our examination of those books and reports of the other auditor;
- (c) The Consolidated Balance Sheet, the Consolidated Statement of Profit and Loss

including the Statement of Other Comprehensive Income, the Consolidated Cash Flow Statement and Consolidated Statement of Changes in Equity dealt with by this Report are in agreement with the books of account maintained for the purpose of preparation of the consolidated Ind AS financial statements;

- (d) In our opinion, the aforesaid consolidated Ind AS financial statements comply with the Accounting Standards specified under Section 133 of the Act, read with Companies (Indian Accounting Standards) Rules, 2015, as amended;
- (e) On the basis of the written representations received from the directors of the Holding Company as on 31 March 2023 taken on record by the Board of Directors of the Holding Company, none of the directors of Holding Company are disqualified as on 31 March 2023 from being appointed as a director in terms of Section 164 (2) of the Act;

- (f) With respect to the adequacy and the operating effectiveness of the internal financial controls over financial reporting with reference to these consolidated Ind AS financial statements of the Holding Company, refer to our separate Report in "Annexure 1" to this report;
- (g) In our opinion, the managerial remuneration for the year ended 31 March 2023 has been paid / provided by the Holding Company to its directors in accordance with the provisions of section 197 read with Schedule V to the Act;
- (h) With respect to the other matters to be included in the Auditor's Report in accordance with Rule 11 of the Companies (Audit and Auditors) Rules, 2014, as amended, in our opinion and to the best of our information and according to the explanations given to us and based on the consideration of the report of the other auditor on separate financial statements as also the other financial information of the subsidiary, as noted in the 'Other matter' paragraph:
- i. The consolidated Ind AS financial statements disclose the impact of pending litigations on its consolidated financial position of the Group in its consolidated Ind AS financial statements – Refer Note 44A to the consolidated Ind AS financial statements;
 - ii. Provision has been made in the consolidated Ind AS financial statements, as required under the applicable law or accounting standards, for material foreseeable losses, if any, on long-term contracts including derivative contracts; and
 - iii. There has been no delay in transferring amounts, required to be transferred, to the Investor Education and Protection Fund by the Holding Company, during the year ended 31 March 2023.
 - iv. a) The management of the Holding Company has represented to us that, to the best of its knowledge and belief, as disclosed in the note 50(v) to the consolidated Ind AS financial statements, no funds have been advanced or loaned or invested either from borrowed funds or share premium or any other sources or kind of funds by the Holding Company or subsidiary Company to or in any other person(s) or entities, including foreign entities ("Intermediaries"), with the understanding, whether recorded in writing or otherwise, that the Intermediary shall, whether, directly or indirectly lend or invest in other persons or entities identified in any manner whatsoever by or on behalf of the respective Holding Company ("Ultimate Beneficiaries") or provide any guarantee, security or the like on behalf of the Ultimate Beneficiaries;
- b) The managements of the Holding Company have represented to us that, to the best of its knowledge and belief, as disclosed in the note 50(vi) to the consolidated Ind AS financial statements, no funds have been received by the respective Holding Company from any persons or entities, including foreign entities ("Funding Parties"), with the understanding, whether recorded in writing or otherwise, that the Holding Company shall, whether, directly or indirectly, lend or invest in other persons or entities identified in any manner whatsoever by or on behalf of the Funding Party ("Ultimate Beneficiaries") or provide any guarantee, security or the like on behalf of the Ultimate Beneficiaries; and
- c) Based on the audit procedures that have been considered reasonable and appropriate in the circumstances performed by us and that performed by the auditor of the subsidiary whose financial statements have been audited under the Act, nothing has come to our or other auditor's notice that has caused us or the other auditor to believe that the representations under sub-clause (a) and (b) contain any material misstatement.
- v. The final dividend paid by the Holding Company during the year in respect of the same declared for the previous year is in accordance with section 123 of the Act to the extent it applies to payment of dividend. As stated in note 20(f) to the consolidated Ind AS financial statements, the Board of Directors of the Holding Company have proposed final dividend for the year which is subject to the approval of the members at the ensuing Annual General Meeting. The dividend declared is in accordance with section 123 of the Act to the extent it applies to declaration of dividend.
- vi. As proviso to Rule 3(1) of the Companies (Accounts) Rules, 2014 is applicable for the Company only w.e.f. 01 April 2023, reporting under this clause is not applicable.

For S R B C & CO LLP
Chartered Accountants
ICAI Firm Registration Number:
324982E/E300003

per Jayesh Gandhi
Partner

Place : Mumbai
Date : 18 May 2023

Membership Number: 037924
UDIN: 23037924BGXUAA3402

ANNEXURE 1 to the Independent Auditor's Report of Even Date on the Consolidated Ind AS Financial Statements of Sumitomo Chemical India Limited

REPORT ON THE INTERNAL FINANCIAL CONTROLS UNDER CLAUSE (I) OF SUB-SECTION 3 OF SECTION 143 OF THE COMPANIES ACT, 2013 ("THE ACT")

In conjunction with our audit of the consolidated Ind AS financial statements of Sumitomo Chemical India Limited (hereinafter referred to as the "Holding Company") as of and for the year ended 31 March 2023, we have audited the internal financial controls with reference to consolidated Ind AS financial statements of the Holding Company, as of that date.

MANAGEMENT'S RESPONSIBILITY FOR INTERNAL FINANCIAL CONTROLS

The Board of Directors of the Holding Company are responsible for establishing and maintaining internal financial controls based on the internal control over financial reporting criteria established by the Holding Company considering the essential components of internal control stated in the Guidance Note on Audit of Internal Financial Controls Over Financial Reporting issued by the Institute of Chartered Accountants of India (ICAI). These responsibilities include the design, implementation and maintenance of adequate internal financial controls that were operating effectively for ensuring the orderly and efficient conduct of its business, including adherence to the respective company's policies, the safeguarding of its assets, the prevention and detection of frauds and errors, the accuracy and completeness of the accounting records, and the timely preparation of reliable financial information, as required under the Act.

AUDITOR'S RESPONSIBILITY

Our responsibility is to express an opinion on the Holding Company's internal financial controls with reference to consolidated Ind AS financial statements based on our audit. We conducted our audit in accordance with the Guidance Note on Audit of Internal Financial Controls Over Financial Reporting (the "Guidance Note") and the Standards on Auditing, specified under section 143(10) of the Act, to the extent applicable to an audit of internal financial controls, both, issued by ICAI. Those Standards and the Guidance Note require that we comply with ethical requirements and plan and perform the audit to obtain reasonable assurance about whether adequate internal financial controls with reference to consolidated Ind AS financial statements was established and maintained and if such controls operated effectively in all material respects.

Our audit involves performing procedures to obtain audit evidence about the adequacy of the internal financial controls with reference to consolidated Ind AS financial

statements and their operating effectiveness. Our audit of internal financial controls with reference to consolidated Ind AS financial statements included obtaining an understanding of internal financial controls with reference to consolidated Ind AS financial statements, assessing the risk that a material weakness exists, and testing and evaluating the design and operating effectiveness of internal control based on the assessed risk. The procedures selected depend on the auditor's judgement, including the assessment of the risks of material misstatement of the financial statements, whether due to fraud or error.

We believe that the audit evidence we have obtained is sufficient and appropriate to provide a basis for our audit opinion on the internal financial controls with reference to consolidated Ind AS financial statements.

MEANING OF INTERNAL FINANCIAL CONTROLS WITH REFERENCE TO CONSOLIDATED IND AS FINANCIAL STATEMENTS

A company's internal financial control with reference to consolidated Ind AS financial statements is a process designed to provide reasonable assurance regarding the reliability of financial reporting and the preparation of financial statements for external purposes in accordance with generally accepted accounting principles. A company's internal financial control with reference to consolidated Ind AS financial statements includes those policies and procedures that (1) pertain to the maintenance of records that, in reasonable detail, accurately and fairly reflect the transactions and dispositions of the assets of the Company; (2) provide reasonable assurance that transactions are recorded as necessary to permit preparation of financial statements in accordance with generally accepted accounting principles, and that receipts and expenditures of the Company are being made only in accordance with authorisations of management and directors of the Company; and (3) provide reasonable assurance regarding prevention or timely detection of unauthorised acquisition, use, or disposition of the company's assets that could have a material effect on the financial statements.

INHERENT LIMITATIONS OF INTERNAL FINANCIAL CONTROLS WITH REFERENCE TO CONSOLIDATED IND AS FINANCIAL STATEMENTS

Because of the inherent limitations of internal financial controls with reference to consolidated Ind AS financial statements, including the possibility of collusion or improper management override of controls, material misstatements due to error or fraud may occur and not be detected. Also, projections of any evaluation of the internal

financial controls with reference to consolidated Ind AS financial statements to future periods are subject to the risk that the internal financial controls with reference to consolidated Ind AS financial statements may become inadequate because of changes in conditions, or that the degree of compliance with the policies or procedures may deteriorate.

OPINION

In our opinion, the Holding Company has maintained in all material respects, adequate internal financial controls with reference to consolidated Ind AS financial statements and such internal financial controls with reference to consolidated Ind AS financial statements were operating

effectively as at 31 March 2023, based on the internal control over financial reporting criteria established by the Holding Company considering the essential components of internal control stated in the Guidance Note issued by the ICAI.

For **S R B C & CO LLP**
Chartered Accountants
ICAI Firm Registration Number:
324982E/E300003

per Jayesh Gandhi
Partner

Place : Mumbai
Date : 18 May 2023

Membership Number: 037924
UDIN: 23037924BGXUAA3402

CONSOLIDATED BALANCE SHEET

AS AT 31 MARCH 2023

(Currency: Indian Rupees in Millions, unless otherwise stated)

	Notes	As at 31 March 2023	As at 31 March, 2022
I. ASSETS			
(1) Non-current assets			
(a) Property, plant and equipment	3	3,927.71	3,496.47
(b) Capital work-in-progress	4	534.69	211.10
(c) Right-of-use assets	5	332.25	363.60
(d) Other intangible assets	6	38.18	43.49
(e) Intangible assets under development	7	177.35	141.06
(f) Financial assets			
(i) Investments	8	1.15	1.15
(ii) Loans	9	6.49	7.54
(iii) Others financial assets	10	357.92	299.99
(g) Non-current tax assets (net)		349.02	216.29
(h) Other non-current assets	11	86.90	95.27
Total non-current assets		5,811.66	4,875.96
(2) Current assets			
(a) Inventories	12	8,886.97	9,377.62
(b) Financial assets			
(i) Investments	13	2,387.59	3,560.22
(ii) Trade receivables	14	9,460.62	8,431.25
(iii) Cash and cash equivalents	15	468.91	572.46
(iv) Bank balances other than cash and cash equivalents mentioned in (iii) above	16	2,559.57	218.78
(v) Loans	17	5.11	4.67
(vi) Other financial assets	18	2,849.20	1,745.04
(c) Other current assets	19	1,261.49	1,310.25
Total current assets		27,879.46	25,220.29
TOTAL ASSETS		33,691.12	30,096.25
II. EQUITY AND LIABILITIES			
(1) Equity			
(a) Equity share capital	20	4,991.46	4,991.46
(b) Other equity	21	18,826.34	14,280.64
Equity attributable to equity holders of the parent		23,817.80	19,272.10
(c) Non-controlling interests		0.02	0.02
Total equity		23,817.82	19,272.12
(2) Liabilities			
Non-current liabilities			
(a) Financial liabilities			
- Lease liabilities	39	177.45	247.19
(b) Provisions	22	225.63	223.42
(c) Deferred tax liabilities (net)	35	136.26	139.07
Total non-current liabilities		539.34	609.68
Current liabilities			
(a) Financial liabilities			
(i) Lease liabilities	39	162.27	128.65
(ii) Trade payables			
(A) total outstanding dues of micro and small enterprises	23	166.04	225.28
(B) total outstanding dues of creditors other than micro and small enterprises	23	4,740.08	4,946.61
(iii) Other financial liabilities	24	3,661.88	3,997.24
(b) Other current liabilities	25	512.24	797.61
(c) Provisions	26	63.07	71.64
(d) Current tax liabilities		28.38	47.42
Total current liabilities		9,333.96	10,214.45
Total liabilities		9,873.30	10,824.13
TOTAL EQUITY AND LIABILITIES		33,691.12	30,096.25
Significant accounting policies	2.1		
The accompanying notes 1 to 55 are an integral part of these consolidated Ind AS financial statements.			

As per our report of even date attached
For **S R B C & CO LLP**
Chartered Accountants
Firm's Registration No: 324982E/E300003

Jayesh Gandhi
Partner
Membership No: 037924
Place: Mumbai
Date: 18 May 2023

For and on behalf of the Board of Directors of
Sumitomo Chemical India Limited
CIN: L24110MH2000PLC124224

Chetan Shah
Managing Director
DIN: 00488127
Place: Mumbai
Date: 18 May 2023

Sushil Marfatia
Executive Director
DIN: 07618601
Place: Mumbai
Date: 18 May 2023

Anil Nawal
Chief Financial Officer
Place: Mumbai
Date: 18 May 2023

Deepika Trivedi
Company Secretary
Place: Mumbai
Date: 18 May 2023

CONSOLIDATED STATEMENT OF PROFIT AND LOSS

FOR THE YEAR ENDED 31 MARCH 2023

(Currency: Indian Rupees in Millions, unless otherwise stated)

	Notes	For the year ended 31 March 2023	For the year ended 31 March 2022
I. INCOME			
a. Revenue from operations	27	35,109.68	30,612.16
b. Other income	28	448.51	267.94
Total income		35,558.19	30,880.10
II. EXPENSES			
a. Cost of materials consumed	29	18,567.73	18,478.76
b. Purchase of stock-in-trade		2,674.77	2,310.20
c. Changes in inventories of finished goods, work-in-progress and stock-in-trade	30	1,463.79	(1,709.10)
d. Employee benefits expense	31	2,183.73	2,020.13
e. Finance costs	32	53.94	61.67
f. Depreciation and amortisation expense	3, 4 & 5	518.78	448.14
g. Other expenses	33	3,553.69	3,512.99
Total expenses		29,016.43	25,122.79
III. PROFIT BEFORE TAX (I - II)		6,541.76	5,757.31
IV. TAX EXPENSE:			
a. Current tax	34	1,673.39	1,436.88
b. Deferred tax charge		4.18	38.60
c. Adjustment of deferred tax in respect of earlier years		(157.90)	46.38
Total tax expenses (IV)		1,519.67	1,521.86
V. PROFIT FOR THE YEAR (III - IV)		5,022.09	4,235.45
VI. OTHER COMPREHENSIVE INCOME			
a. Items that will not be reclassified to profit or loss			
Remeasurements of defined benefit liability		27.17	36.41
Income tax related to items that will not be reclassified to profit or loss		(6.84)	(9.16)
		20.33	27.25
b. Items that will be reclassified to profit or loss			
Exchange difference arising on translation of foreign operations		2.43	(3.41)
Total other comprehensive income for the year		22.76	23.84
VII. TOTAL COMPREHENSIVE INCOME FOR THE YEAR (V +VI)		5,044.85	4,259.29
Profit for the year			
Attributable to:			
Equity holders of the parent		5,022.09	4,235.45
Non-controlling interests		-	(0.13)
Other comprehensive income			
Attributable to:			
Equity holders of the parent		22.76	23.84
Non-controlling interests		-	-
Total comprehensive income			
Attributable to:			
Equity holders of the parent		5,044.85	4,259.29
Non-controlling interests		-	(0.13)
VIII. EARNINGS PER EQUITY SHARE (FACE VALUE OF ₹ 10 EACH)			
Basic and diluted earnings per share (in ₹)	36	10.06	8.49
Significant accounting policies	2.1		

As per our report of even date attached
For **S R B C & CO LLP**
Chartered Accountants
Firm's Registration No: 324982E/E300003

Jayesh Gandhi
Partner
Membership No: 037924
Place: Mumbai
Date: 18 May 2023

For and on behalf of the Board of Directors of
Sumitomo Chemical India Limited
CIN: L24110MH2000PLC124224

Chetan Shah
Managing Director
DIN: 00488127
Place: Mumbai
Date: 18 May 2023

Sushil Marfatia
Executive Director
DIN: 07618601
Place: Mumbai
Date: 18 May 2023

Anil Nawal
Chief Financial Officer
Place: Mumbai
Date: 18 May 2023

Deepika Trivedi
Company Secretary
Place: Mumbai
Date: 18 May 2023

CONSOLIDATED STATEMENT OF CHANGES IN EQUITY

FOR THE YEAR ENDED 31 MARCH 2023

(Currency: Indian Rupees in Millions, unless otherwise stated)

(a) EQUITY SHARE CAPITAL

	Note	Amount
As at 31 March 2021	20	4,991.46
Changes in equity share capital during the year		-
As at 31 March 2022	20	4,991.46
Changes in equity share capital during the year		-
As at 31 March 2023	20	4,991.46

(b) OTHER EQUITY (REFER NOTE 21)

Particulars	Attributable to equity holders of parent				Non-controlling interests	Total other equity	
	Reserves & surplus			Foreign currency translation reserve			Total
	General reserve	Securities premium	Retained earnings and OCI				
Balance as at 01 April 2021	6,518.14	2,350.60	1,517.90	33.90	10,420.54	1.01	10,421.55
Profit for the year	-	-	4,235.58	-	4,235.58	(0.13)	4,235.45
Other comprehensive income for the year (net of tax)	-	-	27.25	(3.41)	23.84	-	23.84
Total comprehensive income for the year	-	-	4,262.83	(3.41)	4,259.42	(0.13)	4,259.29
Dividend on equity shares for the year	-	-	(399.32)	-	(399.32)	-	(399.32)
Transfer to general reserve	3,750.00	-	(3,750.00)	-	-	-	-
Reduction on voluntary liquidation Excel Crop Care (Europe) NV	(0.32)	-	0.53	(0.21)	-	(0.86)	(0.86)
Balance as at 31 March 2022	10,267.82	2,350.60	1,631.94	30.28	14,280.64	0.02	14,280.66
Profit for the year	-	-	5,022.09	-	5,022.09	-	5,022.09
Other comprehensive income for the year (net of tax)	-	-	20.33	2.43	22.76	-	22.76
Total comprehensive income for the year	-	-	5,042.42	2.43	5,044.85	-	5,044.85
Transfer to general reserve	4,500.00	-	(4,500.00)	-	-	-	-
Dividend on equity shares	-	-	(499.15)	-	(499.15)	-	(499.15)
Balance at 31 March 2023	14,767.82	2,350.60	1,675.21	32.71	18,826.34	0.02	18,826.36

Refer note 21B for nature and purpose of reserves

As per our report of even date attached
For **S R B C & CO LLP**
Chartered Accountants
Firm's Registration No: 324982E/E300003

Jayesh Gandhi
Partner
Membership No: 037924
Place: Mumbai
Date: 18 May 2023

For and on behalf of the Board of Directors of
Sumitomo Chemical India Limited
CIN: L24110MH2000PLC124224

Chetan Shah
Managing Director
DIN: 00488127
Place: Mumbai
Date: 18 May 2023

Sushil Marfatia
Executive Director
DIN: 07618601
Place: Mumbai
Date: 18 May 2023

Anil Nawal
Chief Financial Officer
Place: Mumbai
Date: 18 May 2023

Deepika Trivedi
Company Secretary
Place: Mumbai
Date: 18 May 2023

CONSOLIDATED STATEMENT OF CASH FLOWS

FOR THE YEAR ENDED 31 MARCH 2023

(Currency: Indian Rupees in Millions, unless otherwise stated)

	For the year ended 31 March 2023	For the year ended 31 March 2022
A. CASH FLOW FROM OPERATING ACTIVITIES		
Profit before tax as per statement of Profit and Loss	6,541.76	5,757.31
Adjustments for:		
Depreciation and amortisation expense	518.78	448.14
Impairment allowance on trade receivables	210.27	227.86
Export incentive receivable written off	20.46	2.25
Sundry debit balance written off	1.03	0.23
(Profit)/Loss on sale / disposal of property, plant and equipment	1.32	(4.04)
Property, plant and equipment written off (including capital work-in-progress)	0.09	11.19
Gain on sale of financial assets measured at FVTPL	(231.67)	(66.89)
Excess provisions in respect of earlier years written back (net)	(4.37)	(2.08)
Interest income	(249.35)	(103.54)
Fair valuation gain on financial assets measured at FVTPL	65.62	(78.29)
Finance costs	53.94	61.67
Unrealised exchange differences (net)	(1.28)	(33.61)
Operating cash flow before working capital changes	6,926.60	6,220.20
Working capital adjustments		
Adjustments for (increase) / decrease in assets		
Trade receivables	(1,233.94)	(149.25)
Inventories	490.65	(1,833.99)
Other non current and current assets	37.59	191.68
Other non current and current financial assets	174.91	(144.90)
Adjustments for increase / (decrease) in liabilities		
Trade payables	(268.18)	(756.47)
Non current and current provisions	20.81	(16.83)
Other non current and current financial liabilities	(288.13)	417.71
Other non current and current liabilities	(285.37)	(284.27)
Cash generated from operating activities	5,574.94	3,643.88
Income taxes paid (net of refund)	(1,681.09)	(1,426.07)
Net cash flows generated from operating activities (A)	3,893.85	2,217.81
B. CASH FLOW FROM INVESTING ACTIVITIES		
Purchase of property, plant and equipment, intangible assets and capital work-in-progress (net of capital advances)	(1,198.84)	(1,135.19)
Proceeds from sale of property, plant and equipment	3.48	10.63
Purchase of mutual funds	(7,936.26)	(4,416.17)
Proceeds from sale of mutual funds	9,274.96	3,903.51
Movement in deposits with bank not considered as cash and cash equivalents :		
- Investments in deposits	(5,324.06)	(3,135.89)
- Proceeds from deposits	3,879.45	2,062.20
Investments in deposit with corporates	(2,260.00)	(250.00)
Proceeds from deposit with corporates	150.00	-
Interest received	139.32	58.88
Net cash flows used in investing activities (B)	(3,271.95)	(2,902.03)

CONSOLIDATED STATEMENT OF CASH FLOWS

FOR THE YEAR ENDED 31 MARCH 2023

(Currency: Indian Rupees in Millions, unless otherwise stated)

	For the year ended 31 March 2023	For the year ended 31 March 2022
C. CASH FLOW FROM FINANCING ACTIVITIES		
Payment of lease liabilities	(210.67)	(211.71)
Interest paid	(15.42)	(14.49)
Dividend paid	(499.36)	(400.18)
Net cash flows used in financing activities (C)	(725.45)	(626.38)
Net increase in cash and cash equivalents (A + B + C)	(103.55)	(1,310.60)
Cash and cash equivalents at the beginning of the year	572.46	1,883.06
Cash and cash equivalents at the end of the year (Refer note 15)	468.91	572.46

Notes:

- The above cash flow statement has been prepared under the 'Indirect Method' as set out in the Ind AS 7, 'Statement of Cash Flows'.
- Changes in lease liability arising from financing activities :

Particulars	For the year ended 31 March 2023	For the year ended 31 March 2022
Opening balances	375.84	326.35
Cash outflows	(210.67)	(211.71)
New leases	136.03	214.02
Accretion of interest	38.52	47.18
Closing balance	339.72	375.84

Significant accounting policies (Refer note 2.1)

The accompanying notes 1 to 55 are an integral part of these consolidated Ind AS financial statements.

As per our report of even date attached
For **S R B C & CO LLP**
Chartered Accountants
Firm's Registration No: 324982E/E300003

For and on behalf of the Board of Directors of
Sumitomo Chemical India Limited
CIN: L24110MH2000PLC124224

Jayesh Gandhi
Partner
Membership No: 037924
Place: Mumbai
Date: 18 May 2023

Chetan Shah
Managing Director
DIN: 00488127
Place: Mumbai
Date: 18 May 2023

Sushil Marfatia
Executive Director
DIN: 07618601
Place: Mumbai
Date: 18 May 2023

Anil Nawal
Chief Financial Officer
Place: Mumbai
Date: 18 May 2023

Deepika Trivedi
Company Secretary
Place: Mumbai
Date: 18 May 2023

NOTES TO CONSOLIDATED IND AS FINANCIAL STATEMENTS

FOR THE YEAR ENDED 31 MARCH 2023

(Currency: Indian Rupees in Millions, unless otherwise stated)

1 CORPORATE INFORMATION

The consolidated Ind AS financial statements comprise financial statements of Sumitomo Chemical India Limited ('SCIL' or 'the Holding company') and its subsidiaries (collectively, 'the Group') for the year ended 31 March 2023. The Holding company was incorporated originally on 15 February 2000 and converted from Private Limited to Public Limited w.e.f. 24 November 2018. SCIL is a subsidiary of Sumitomo Chemical Company Limited, Japan ('SCCL'). The Holding company's registered office is at Building No. 1, Ground Floor, Shant Manor Co-op Housing Society Limited, Chakravarti Ashok 'X' Road, Kandivali (East), Mumbai – 400 101 and its corporate office is at 13/14 Aradhana Industrial Development Corporation, Near Virwani Industrial Estate, Goregaon (East), Mumbai – 400 063. The Holding company's shares are listed on National Stock Exchange and Bombay Stock Exchange. The Group is primarily engaged in manufacturing and sales of household insecticides, agricultural pesticides, public health insecticides and animal nutrition products.

The consolidated Ind AS financial statements for the year ended 31 March 2023 were approved by the Board of Directors and approved for issue on 18 May 2023.

The list of subsidiary companies considered for consolidation together with proportion of shareholding held by the Group is as follows:

Name of subsidiaries	Country of incorporation	As at 31 March 2023	As at 31 March 2022
Excel Crop Care (Africa) Limited	Tanzania	99.94%	99.94%
Excel Crop Care (Europe) NV (Refer note below)	Belgium	-	-

Excel Crop Care (Europe) NV, Belgium, an unlisted subsidiary of the Holding company has been voluntarily wound up effective 23 December 2021 since it was not having significant business / commercial activities / sales.

b) Use of estimates and judgements

The preparation of financial statements in conformity with Ind AS requires management to make judgements, estimates and assumptions, that affect the application of accounting policies and the reported amounts of assets, liabilities, income, expenses and disclosures of contingent assets and liabilities at the date of these consolidated Ind AS financial statements and the reported amounts of revenues and expenses for the years presented. Actual results may differ from

these estimates. Estimates and underlying assumptions are reviewed on an ongoing basis.

In particular, information about significant areas of estimation, uncertainty and critical judgements in applying accounting policies that have the most significant effect on the amounts recognised in the consolidated Ind AS financial statements are disclosed in note 2.3.

c) Basis of consolidation

The consolidated Ind AS financial statements comprise the financial

2.1 SIGNIFICANT ACCOUNTING POLICIES

a) Basis of preparation

The consolidated Ind AS financial statements of the Group have been prepared in accordance with Indian Accounting Standards (Ind AS) notified under the Companies (Indian Accounting Standards) Rules, 2015 (as amended from time to time) and presentation requirements of Division II of Schedule III to the Companies Act, 2013, (Ind AS compliant Schedule III), as applicable to the consolidated Ind AS financial statements.

The consolidated Ind AS financial statements have been prepared on a historical cost basis, except for certain financial assets and liabilities measured at fair value as explained in accounting policy of fair value measurement [Refer note 2.1 (t)] and financial instruments [Refer note 2.1 (r)] below.

The accounting policies adopted for preparation and presentation of financial statement have been consistent with the previous year.

The consolidated Ind AS financial statements are presented in rupees and all values are rounded to the nearest Millions, except when otherwise indicated.

NOTES TO CONSOLIDATED IND AS FINANCIAL STATEMENTS

FOR THE YEAR ENDED 31 MARCH 2023

(Currency: Indian Rupees in Millions, unless otherwise stated)

statements of the Holding company and its subsidiary as at 31 March 2023.

Control is achieved when the Group is exposed, or has rights, to variable returns from its involvement with the investee and has the ability to affect those returns through its power over the investee. Specifically, the Holding company controls an investee if and only if the Holding company has:

- Power over the investee (i.e. existing rights that give it the current ability to direct the relevant activities of the investee)
- Exposure, or rights, to variable returns from its involvement with the investee, and
- The ability to use its power over the investee to affect its returns.

Generally, there is a presumption that a majority of voting rights result in control. To support this presumption and when the Holding company has less than a majority of the voting or similar rights of an investee, the Holding company considers all relevant facts and circumstances in assessing whether it has power over an investee, including:

- The contractual arrangement with the other vote holders of the investee
- Rights arising from other contractual arrangements
- The Holding company's voting rights and potential voting rights
- The size of the Holding company's holding of voting rights relative to the size and dispersion of the holdings of the other voting rights holders.

The Group reassesses whether or not it controls an investee if facts and circumstances indicate that there are changes to one or more of the three elements of control listed above.

Consolidation of a subsidiary begins when the Group obtains control over the subsidiary and ceases when the Group loses control of the subsidiary. Assets, liabilities, income and expenses of a subsidiary acquired or disposed off during the year are included in the consolidated

Ind AS statement of profit and loss from the date the Group gains control until the date when the Group ceases to control the subsidiary.

Consolidated Ind AS financial statements are prepared using uniform accounting policies for like transactions and other events in similar circumstances. If a member of the group uses accounting policies other than those adopted in the consolidated Ind AS financial statements for like transactions and events in similar circumstances, appropriate adjustments are made to that Group member's financial statements in preparing the consolidated Ind AS financial statements to ensure conformity with the Group's accounting policies.

The financial statements of all entities used for the purpose of consolidation are drawn up to same reporting date as that of the Holding company, i.e., year ended on 31 March. When the end of the reporting year of the parent is different from that of a subsidiary, the subsidiary prepares, for consolidation purposes, additional financial information as of the same date as the financial statements of the parent to enable the parent to consolidate Ind AS the financial information of the subsidiary, unless it is impracticable to do so.

Consolidation procedure:

- (a) Combine like items of assets, liabilities, equity, income, expenses and cash flows of the parent with those of its subsidiaries. For this purpose, income and expenses of the subsidiary are based on the amounts of the assets and liabilities recognised in the consolidated Ind AS financial statements at the acquisition date.
- (b) Offset (eliminate) the carrying amount of the parent's investment in each subsidiary and the parent's portion of equity of each subsidiary.
- (c) Eliminate in full intragroup assets and liabilities, equity, income, expenses and cash flows relating to transactions between entities of the group (profits or losses resulting from intragroup

NOTES TO CONSOLIDATED IND AS FINANCIAL STATEMENTS

FOR THE YEAR ENDED 31 MARCH 2023

(Currency: Indian Rupees in Millions, unless otherwise stated)

transactions that are recognised in assets, such as inventory and fixed assets, are eliminated in full). Intragroup losses may indicate an impairment that requires recognition in the consolidated Ind AS financial statements. Ind AS 12 Income Taxes applies to temporary differences that arise from the elimination of profits and losses resulting from intragroup transactions. Profit or loss and each component of other comprehensive income are attributed to the equity holder of the parent of the Group and to the non-controlling interests even if this results in the non-controlling interests having a deficit balance. When necessary, adjustments are made to the financial statements of subsidiaries to bring their accounting policies into line with the Group's accounting policies. All intra-group assets and liabilities, equity, income, expenses and cash flows relating to transactions between members of the Group are eliminated in full on consolidation.

d) Property, plant and equipment

Items of property, plant and equipment, other than freehold land, are measured at cost less accumulated depreciation and accumulated impairment losses, if any. Freehold land is carried at cost and is not depreciated. Capital work in progress is stated at cost.

The cost of an item of property, plant and equipment comprises:

- a) its purchase price, including import duties and all purchase applicable taxes, after deducting trade discounts and rebates.
- b) any directly attributable cost of bringing the asset to its location and condition necessary for it to be capable of operating in the manner intended by management.
- c) the estimated costs of dismantling and removing the item and restoring the site on which it is located.

Income and expenses related to the incidental operations, not necessary to bring the item to the location and condition necessary for it to be capable of operating in the manner intended by management, are recognised in the statement of profit and loss.

If significant parts of an item of property, plant and equipment have different useful lives, then they are accounted and depreciated for as separate items (major components) of property, plant and equipment.

Any gain or loss on derecognition of an item of property, plant and equipment is recognised in the statement of profit and loss.

Projects under which the property, plant and equipment is not yet ready for their intended use are carried as capital work in progress at cost determined as aforesaid.

Subsequent expenditure:

Subsequent costs are included in the assets carrying amount or recognised as a separate asset, as appropriate only if it is probable that the future economic benefits associated with the item will flow to the Group and that the cost of the item can be reliably measured. The carrying amount of any component accounted for as a separate asset is derecognised when replaced. All other repairs and maintenance are charged to profit and loss during the reporting period in which they are incurred.

e) Intangible assets

The cost of an intangible asset comprises of its purchase price, including any import duties and other taxes (other than those subsequently recoverable from the taxing authorities), and any directly attributable expenditure on making the asset ready for its intended use.

Technical know-how fees for new product development is amortised over the period not exceeding five years from the date of agreement with supplier of technology.

The estimated useful life of the intangible assets and the amortisation period are reviewed at the end of each financial year

NOTES TO CONSOLIDATED IND AS FINANCIAL STATEMENTS

FOR THE YEAR ENDED 31 MARCH 2023

(Currency: Indian Rupees in Millions, unless otherwise stated)

and the amortisation period is revised to reflect the changed pattern, if any.

Gains or losses arising from derecognition of an intangible asset are measured as the difference between the net disposal proceeds and the carrying amount of the asset and are recognised in the statement of profit and loss when the asset is derecognised.

f) Depreciation and amortisation

Depreciation is provided, under the straight line method, pro rata to the period of use,

Leasehold land and leasehold improvements are amortised over the term of lease.

The key assets and related lives are:

Nature of asset	Life in years
Factory road	5 to 10
Buildings	10 to 60
Plant and machinery (including computers)	3 to 25
Furniture and fixtures	10
Vehicles	5
Office equipment	5
Electrical installation	10
Laboratory equipments	10

Assets costing less than ₹ 25,000/- are fully depreciated in the year of purchase.

* The residual values are not more than 5% of the original cost of the asset wherever applicable.

Amortisation in respect of all the intangible assets is provided on straight line method over the useful lives of assets.

Nature of asset	Life in years
Data registration expenses	3
Software and license and registration	4
Technical knowhow	5 or agreement period whichever is less

g) Impairment of non-financial assets

The carrying values of assets at each reporting date are reviewed for impairment if any indication of impairment exists at cash generating unit ('CGU') level.

If any indication exists, or when annual impairment testing for an asset is required, the Group estimates the asset's recoverable amount. An asset's recoverable amount is the higher of an asset's CGU fair value less costs of disposal and its value in use. Recoverable amount is determined for an individual asset, unless the asset does not generate cash inflows that are largely independent of those from other assets or groups of assets. When the carrying amount of an asset or CGU exceeds its recoverable amount, the asset is considered impaired

based on useful lives specified in Schedule II to the Companies Act, 2013 except for the following items where useful lives estimated by the management based on internal technical assessment, past trends and expected operational lives differ from those provided in Schedule II of the Companies Act, 2013. The management believes that these estimated useful lives are realistic and reflect fair approximation of the period over which the assets are likely to be used:

and is written down to its recoverable amount.

In assessing value in use, the estimated future cash flows are discounted to their present value using a pre-tax discount rate that reflects current market assessments of the time value of money and the risks specific to the asset. In determining fair value less costs of disposal, recent market transactions are taken into account. If no such transactions can be identified, an appropriate valuation model is used. Impairment losses including impairment on inventories are recognised in the statement of profit and loss.

When there is an indication that an impairment loss recognised for an asset in earlier accounting periods no longer exists

NOTES TO CONSOLIDATED IND AS FINANCIAL STATEMENTS

FOR THE YEAR ENDED 31 MARCH 2023

(Currency: Indian Rupees in Millions, unless otherwise stated)

or may have decreased, such reversal of impairment loss is recognised in the statement of profit and loss, to the extent the amount was previously charged to the statement of profit and loss.

h) Inventories

Inventories are valued at the lower of cost and net realisable value. Net realisable value is the estimated selling price in the ordinary course of business, less estimated costs of completion and the estimated costs necessary to make the sale.

- i) Raw materials and packing materials, components, stores and spares: Cost is determined on moving weighted average basis which is valued at cost. However, raw materials and packing materials and other items held for use in the production of inventories are not written down below cost if the finished products in which they will be incorporated are expected to be sold at or above cost. Stores and spares which do not meet the definition of property, plant and equipment are accounted as inventory.
- ii) Work-in-progress and finished goods: Cost includes direct materials and labour and a proportion of manufacturing overheads based on normal operating capacity and other cost bringing the inventories at their present condition and location. Cost is determined on weighted average basis.
- iii) Traded products: Cost includes cost of purchase and other costs incurred in bringing the inventories their present location and condition. Cost is determined on weighted average basis.

i) Employee benefits

1) Short-term employee benefits

Defined contribution plans

The Group makes contribution towards provident fund, pension fund, superannuation fund and employee's state insurance contribution to a defined contribution retirement benefit

plan for qualifying employees. Both the employee and the Group makes monthly contribution equal to a specified % of the covered employee's salary or a fixed monthly contribution. The monthly contributions payable by the Group are charged to the statement of profit and loss as incurred.

Defined benefit plans

A defined benefit plan is a post-employment benefit plan other than a defined contribution plan. The Group's net obligation in respect of defined benefit plans is calculated separately for each plan by estimating the amount of future benefit that employees have earned in the current and prior periods, discounting that amount and deducting the fair value of any plan assets.

The calculation of defined benefit obligations is performed annually by a qualified actuary using the projected unit credit method. When the calculation results in a potential asset for the Group, the recognised asset is limited to the present value of economic benefits available in the form of any future refunds from the plan or reductions in future contributions to the plan. To calculate the present value of economic benefits, consideration is given to any applicable minimum funding requirements.

Remeasurement of the net defined benefit liability, which comprise actuarial gains and losses, the return on plan assets (excluding interest) and the effect of the asset ceiling (if any, excluding interest), are recognised immediately in other comprehensive income (OCI). Net interest expense (income) on the net defined liability (assets) is computed by applying the discount rate, used to measure the defined benefit obligation at the beginning of the annual period to the then-net defined liability (asset) after taking into account any changes as a result of contribution and benefit

NOTES TO CONSOLIDATED IND AS FINANCIAL STATEMENTS

FOR THE YEAR ENDED 31 MARCH 2023

(Currency: Indian Rupees in Millions, unless otherwise stated)

payments during the year. Net interest expense and other expenses related to gratuity benefit scheme are recognised in statement of profit and loss.

When the benefits of a plan are changed or when a plan is curtailed, the resulting change in benefit that relates to past service or the gain or loss on curtailment is recognised immediately in profit or loss. The Group recognises gains and losses on the settlement of a defined benefit plan when the settlement occurs.

Short-term employee benefits

The undiscounted amount of short-term employee benefits expected to be paid in exchange for the services rendered by the employees is recognised during the period when the employee renders the service.

2) Other long-term benefits

Compensated absences which are not expected to occur within twelve months after the end of the period in which the employees renders the related services are recognised as a liability at the present value of the defined benefit obligation at the reporting date. Provision in respect of leave encashment benefits has been made based on actuarial valuation carried out by an independent actuary at the reporting date using projected unit cost method. The employees can avail upto a certain number of leaves as per the Group's policies in one year and accordingly the liability has been classified into current and non current in the financials.

j) Foreign currency transactions

i. Functional and presentation currency

The Group's consolidated Ind AS financial statements are prepared in Indian Rupees which is also the Holding company's functional currency.

ii. Initial recognition

Foreign currency transactions are recorded in the functional currency, by applying to the foreign currency amount the exchange rate between the functional currency and the foreign currency at the date of the transaction.

iii. Subsequent measurement

Monetary assets and liabilities denominated in foreign currencies are translated into the functional currency at the exchange rate at the reporting date. Non-monetary assets and liabilities that are measured at fair value in a foreign currency are translated into the functional currency at the exchange rate when the fair value was determined. Foreign currency differences are generally recognised in profit or loss. Non-monetary items that are measured based on historical cost in a foreign currency are not translated.

iv. Group companies

On consolidation, the assets and liabilities of foreign operations are translated into Indian Rupees at the rate of exchange prevailing at the reporting date and their statement of profit and loss are translated at average rate during the year. The exchange differences arising on translation for consolidation are recognised in other comprehensive income. When a foreign operation is disposed of in its entirety or partially such that control, significant influence or joint control is lost, the cumulative amount of exchange differences related to that foreign operations recognised in OCI is reclassified to statement of profit and loss as part of the gain or loss on disposal.

k) Income taxes

Tax expense for the period comprises of current tax and deferred tax charge or credit. It is recognised in statement of profit and loss except to the extent that it relates



NOTES TO CONSOLIDATED IND AS FINANCIAL STATEMENTS

FOR THE YEAR ENDED 31 MARCH 2023

(Currency: Indian Rupees in Millions, unless otherwise stated)

to items recognised directly in equity or in OCI.

Current taxes

Current tax comprises the expected tax payable or receivable on the taxable income or loss for the period and any adjustment to the tax payable or receivable in respect of previous years. The amount of current tax reflects the best estimate of the tax amount expected to be paid or received after considering the uncertainty, if any, related to income taxes. It is measured using tax rates (and tax laws) enacted or substantively enacted by the reporting date. For the purpose of computing income taxes management has applied the annual effective tax rate on to the profit before tax for the year ended 31 March 2023.

Current tax assets and current tax liabilities are offset only if there is a legally enforceable right to set off the recognised amounts, and it is intended to realise the asset and settle the liability on a net basis or simultaneously.

Deferred taxes

Deferred tax is recognised in respect of temporary differences between the carrying amounts of assets and liabilities for financial reporting purposes and the corresponding amounts used for taxation purposes. Deferred tax is also recognised in respect of carried forward tax losses and tax credits. Deferred tax is not recognised for:

- temporary differences arising on the initial recognition of assets or liabilities in a transaction that is not a business combination and that affects neither accounting nor taxable profit or loss at the time of the transaction;
- taxable temporary differences arising on the initial recognition of goodwill.

Deferred tax assets are recognised to the extent that it is probable that future taxable profits will be available against which they can be used. The existence of unused tax losses is strong evidence that future taxable profit may not be available. Therefore, in case of a history of recent losses, the Group recognises a deferred tax

asset only to the extent that it has sufficient taxable temporary differences or there is convincing other evidence that sufficient taxable profit will be available against which such deferred tax asset can be realised. Deferred tax assets – unrecognised or recognised, are reviewed at each reporting date and are recognised/ reduced to the extent that it is probable/ no longer probable respectively that the related tax benefit will be realised.

Deferred tax is measured at the tax rates that are expected to apply to the period when the asset is realised or the liability is settled, based on the laws that have been enacted or substantively enacted by the reporting date.

The measurement of deferred tax reflects the tax consequences that would follow from the manner in which the Group expects, at the reporting date, to recover or settle the carrying amount of its assets and liabilities.

Deferred tax assets and liabilities are offset only if:

- a) The Group has a legally enforceable right to set off current tax assets against current tax liabilities; and
- b) The deferred tax assets and the deferred tax liabilities relate to income taxes levied by the same taxation authority on the same taxable entity.

l) Earnings per share

The basic earnings per equity share ('EPS') is computed by dividing the net profit or loss for the period attributable to the equity shareholders by the weighted average number of equity shares outstanding during the reporting period. Diluted EPS is computed by dividing the net profit attributable to the equity shareholders for the year by the weighted average number of equity and dilutive equity equivalent shares outstanding during the year, except where the impact would be anti-dilutive.

m) Provisions and contingencies

The Group creates a provision when there is present obligation as a result of a past event that probably requires an outflow of resources embodying economic benefits

NOTES TO CONSOLIDATED IND AS FINANCIAL STATEMENTS

FOR THE YEAR ENDED 31 MARCH 2023

(Currency: Indian Rupees in Millions, unless otherwise stated)

and a reliable estimate can be made of the amount of the obligation. A disclosure for a contingent liability is made when there is a possible obligation or a present obligation that may, but probably will not, require an outflow of resources. When there is a possible obligation or a present obligation in respect of which the likelihood of outflow of resources is remote, no provision or disclosure is made. Provisions are reviewed at each reporting date and adjusted to reflect the current best estimate.

If the effect of the time value of money is material, provisions are discounted using a current pre-tax rate that reflects, when appropriate, the risks specific to the liability. When discounting is used, the increase in the provision due to the passage of time is recognised as a finance cost.

n) **Research and development**

Research costs are expensed as incurred. Development expenditure incurred on an individual project is carried forward when its future recoverability can reasonably be regarded as assured. Any expenditure carried forward is amortised over the period expected future sales from the related project, not exceeding ten years.

o) **Cash and cash equivalents**

In cash flow statement, cash and cash equivalents includes cash in hand, bank balances, term deposits with banks and other short term highly liquid investments with original maturities within three months or less.

p) **Revenue Recognition**

i. **Sale of goods**

Revenue from sale of goods is recognised when control of the products being sold is transferred to the customers and when there are no longer any unfulfilled obligations. The performance obligations in contracts are fulfilled at the time of dispatch, delivery or upon formal customer acceptance depending on customer terms.

Revenue is measured at transaction price, after deduction of any trade discounts, volume rebates and any

taxes or duties collected on behalf of the government such as goods and services tax, etc. Accumulated experience is used to estimate the provision for such discounts and rebates. Revenue is only recognised to the extent that it is highly probable a significant reversal will not occur. Customers have the contractual right to return goods only when authorised by the Group. An estimate is made of goods that will be returned and a liability is recognised for this amount using a best estimate based on accumulated experience.

Return of Goods

The Group uses the expected value method to estimate liability and corresponding adjustment to cost of sales for the goods that are expected to be returned.

Export Incentives

Export benefits arising from Duty Drawback scheme, Remission of Duties and Taxes on Export Products (RoDTEP) and other eligible export incentives are recognised on post export basis at the rate at which the entitlements accrue and is included in the 'Other Operating Income' (Revenue from operation).

Rebates and discounts

The Group provides discount and rebate schemes, to its customers. Discount and rebate schemes give rise to variable consideration. To estimate the variable consideration to which it will be entitled, the Group considers that either the expected value method or the most likely amount method, depending on which of them better predicts the amount of variable consideration for the particular type of contract.

ii. **Other income**

a. Interest income is recognised on a time proportion basis taking into account the amount outstanding and the effective rate of interest.

NOTES TO CONSOLIDATED IND AS FINANCIAL STATEMENTS

FOR THE YEAR ENDED 31 MARCH 2023

(Currency: Indian Rupees in Millions, unless otherwise stated)

- b. Revenue in respect of insurance / other claims, interest etc., is recognised only when it is reasonably certain that the ultimate collection will be made.
- c. Dividend income is recognised in the statement of profit and loss on the date on which right to receive the payment is established.
- d. Interest u/s 244A of Income tax Act, 1961 is recognised on realisation.

iii. Sale of services

Revenue from rendering of services is recognised over time considering the time elapsed. The transaction price of these services is recognised as a contract liability upon receipt of advance from the customer, if any, and is released on a straight line basis over the period of service.

q) Contract balances

Contract assets

A contract asset is the right to consideration in exchange for goods or services transferred to the customer. If the Group performs by transferring goods or services to a customer before the customer pays consideration or before payment is due, a contract asset is recognised for the earned consideration that is conditional.

Contract assets represents right to receive the inventory (on estimated sales returns). Refer accounting policy on impairment of financial assets in note 2.1(r).

Contract liabilities

A contract liability is the obligation to transfer goods or services to a customer for which the Group has received consideration (or an amount of consideration is due) from the customer. If a customer pays consideration before the Group transfers goods or services to the customer, a contract liability is recognised when the payment is made, or the payment is due (whichever is earlier). Contract liabilities are recognised as revenue when the Group performs under the contract.

r) Financial instruments

A financial instrument is any contract that gives rise to a financial asset of one entity and a financial liability or equity instrument of another entity. Financial instruments also include derivative contracts such as foreign currency exchange forward contracts.

i. Financial assets

Classification

The Group shall classify financial assets as subsequently measured at amortised cost, fair value through other comprehensive income or fair value through profit or loss on the basis of its business model for managing the financial assets and the contractual cash flow characteristics of the financial asset.

Initial recognition and measurement

All financial assets are recognised initially at fair value plus, in the case of financial assets not recorded at fair value through profit or loss, transaction costs that are attributable to the acquisition of the financial asset. Purchases or sales of financial assets that require delivery of assets within a time frame established by regulation or convention in the market place (regular way trades) are recognised on the trade date, i.e., the date that the Group commits to purchase or sell the asset.

Debt instruments at amortised cost

A 'debt instrument' is measured at the amortised cost if both the following conditions are met:

- a) The asset is held within a business model whose objective is to hold assets for collecting contractual cash flows, and
- b) Contractual terms of the asset give rise on specified dates to cash flows that are solely payments of principal and interest (SPPI) on the principal amount outstanding.

After initial measurement, such financial assets are subsequently

NOTES TO CONSOLIDATED IND AS FINANCIAL STATEMENTS

FOR THE YEAR ENDED 31 MARCH 2023

(Currency: Indian Rupees in Millions, unless otherwise stated)

measured at amortised cost using the effective interest rate (EIR) method. Amortised cost is calculated by taking into account any discount or premium on acquisition and fees or costs that are an integral part of the EIR. The EIR amortisation is included in finance income in the statement of profit and loss. The losses arising from impairment are recognised in the statement of profit and loss. This category generally applies to trade and other receivables.

Financial assets at fair value through other comprehensive income (FVTOCI)

Financial assets are subsequently measured at fair value through other comprehensive income if these financial assets are held within a business model whose objective is achieved both by collecting contractual cash flows and selling the financial assets and the asset's contractual cash flow represents SPPI.

Financial instruments included within the FVTOCI category are measured initially as well as at each reporting date at fair value. Fair value movements are recognised in the other comprehensive income (OCI). However, the Group recognises interest income, dividend income, impairment losses and reversals and foreign exchange gain or loss in the statement of profit and loss. On derecognition of the asset, cumulative gain or loss previously recognised in OCI is reclassified from the equity to the statement of profit and loss. At present, there are no financial assets recognised at FVTOCI.

Financial assets at fair value through profit or loss (FVTPL)

FVTPL is a residual category for financial assets. Any financial assets, which does not meet the criteria for categorisation as at amortised cost or as FVTOCI, is classified as at FVTPL. Financial assets included within the

FVTPL category are measured at fair value with all changes recognised in the statement of profit and loss.

Equity investments

All other equity investments are measured at fair value. Equity instruments, which are held for trading are classified as at FVTPL. Where the Group classifies equity instruments as at FVTOCI, then all fair value changes on the instrument, excluding dividends, are recognised in the OCI. There is no recycling of the amounts from OCI to profit and loss, even on sale of investment. Equity instruments included within the FVTPL category are measured at fair value with all changes recognised in the statement of profit and loss.

Derecognition

The Group derecognises a financial asset when the rights to receive cash flows from the asset have expired or it transfers the right to receive the contractual cash flow on the financial assets in a transaction in which substantially all the risk and rewards of ownership of the financial asset are transferred.

ii. Financial liabilities

Classification

Financial liabilities are classified, at initial recognition, as financial liabilities at fair value through profit or loss. All financial liabilities are recognised initially at fair value and, in the case of loans and borrowings and payables, net of directly attributable transaction costs.

Initial recognition and measurement

Financial liabilities are classified, at initial recognition, as financial liabilities at fair value through profit or loss. All financial liabilities are recognised initially at fair value and, in the case of loans and borrowings and payables, net of directly attributable transaction costs.

NOTES TO CONSOLIDATED IND AS FINANCIAL STATEMENTS

FOR THE YEAR ENDED 31 MARCH 2023

(Currency: Indian Rupees in Millions, unless otherwise stated)

Subsequent measurement

The measurement of financial liabilities depends on their classification, as described below:

Financial liabilities at fair value through profit or loss

Financial liabilities at fair value through profit or loss include financial liabilities held for trading and financial liabilities designated upon initial recognition as at fair value through profit or loss. Financial liabilities are classified as held for trading if they are incurred for the purpose of repurchasing in the near term. This category also includes derivative financial instruments entered into by the Group that are not designated as hedging instruments in hedge relationships as defined by Ind AS 109. Gains or losses on liabilities held for trading are recognised in the statement profit and loss.

Financial liabilities at amortised cost

After initial recognition, interest-bearing loans and borrowings are subsequently measured at amortised cost using the EIR method. Gains and losses are recognised in the statement of profit and loss when the liabilities are derecognised as well as through the EIR amortisation process.

Amortised cost is calculated by taking into account any discount or premium on acquisition and fees or costs that are an integral part of the EIR. The EIR amortisation is included as finance costs in the statement of profit and loss.

Derecognition

A financial liability is derecognised when the obligation under the liability is discharged or cancelled or expires. When an existing financial liability is replaced by another from the same lender on substantially different terms, or the terms of an existing liability are substantially modified, such an exchange or modification is treated as the derecognition of the original liability and the recognition of a new

liability. The difference in the respective carrying amounts is recognised in the statement of profit and loss.

Offsetting of financial instruments

Financial assets and financial liabilities are offset and the net amount is reported in the balance sheet if there is a currently enforceable legal right to offset the recognised amounts and there is an intention to settle on a net basis, to realise the assets and settle the liabilities simultaneously.

Derivatives and hedging activities

The Group enters derivatives like forwards contracts to hedge its foreign currency risks. Derivatives are initially recognised at fair value on the date a derivative contract is entered into and are subsequently marked to market at the end of each reporting period with profit/loss being recognised in statement of profit and loss. Derivative assets/liabilities are classified under "other financial assets/other financial liabilities". Profits and losses arising from cancellation of contracts are recognised in the statement of profit and loss.

s) **Financial assets impairment**

The Group assessed the expected credit losses associated with its assets carried at amortised cost and fair value through other comprehensive income based on the Group's past history of recovery, credit worthiness of the counter party and existing and future market conditions.

For all financial assets other than trade receivables, expected credit losses are measured at an amount equal to the 12-month expected credit loss (ECL) unless there has been a significant increase in credit risk from initial recognition in which case those are measured at lifetime ECL.

For trade receivables, the Group has applied the simplified approach for recognition of impairment allowance as provided in Ind AS 109 which requires the expected lifetime losses from initial recognition of the receivables.

NOTES TO CONSOLIDATED IND AS FINANCIAL STATEMENTS

FOR THE YEAR ENDED 31 MARCH 2023

(Currency: Indian Rupees in Millions, unless otherwise stated)

t) Fair value measurement

Fair value is the price that would be received to sell an asset or paid to transfer a liability in an orderly transaction between market participants at the measurement date. The fair value measurement is based on the presumption that the transaction to sell the asset or transfer the liability takes place either:

- (i) In the principal market for the asset or liability, or
- (ii) In the absence of a principal market, in the most advantageous market for the asset or liability

The fair value of an asset or a liability is measured using the assumptions that market participants would use when pricing the asset or liability, assuming that market participants act in their economic best interest.

A fair value measurement of a non-financial asset takes into account a market participant's ability to generate economic benefits by using the asset in its highest and best use or by selling it to another market participant that would use the asset in its highest and best use.

The Group uses valuation techniques that are appropriate in the circumstances and for which sufficient data are available to measure fair value, maximising the use of relevant observable inputs and minimising the use of unobservable inputs.

All assets and liabilities for which fair value is measured or disclosed in the financial statements are categorised within the fair value hierarchy, described as follows, based on the lowest level input that is significant to the fair value measurement as a whole:

Level 1 – Quoted (unadjusted) market prices in active markets for identical assets or liabilities.

Level 2 – Valuation techniques for which the lowest level input that is significant to the fair value measurement is directly or indirectly observable.

Level 3 – Valuation techniques for which the lowest level input that is significant to the fair value measurement is unobservable.

For assets and liabilities that are recognised in the financial statements on a recurring basis, the Group determines whether transfers have occurred between levels in the hierarchy by re-assessing categorisation (based on the lowest level input that is significant to the fair value measurement as a whole) at the end of each reporting year.

u) Leases

The Group assesses at contract inception whether a contract is, or contains, a lease. That is, if the contract conveys the right to control the use of an identified asset for a period of time in exchange for consideration.

Group as a lessee

The Group applies a single recognition and measurement approach for all leases, except for short-term leases and leases of low-value assets. The Group recognises lease liabilities to make lease payments and right-of-use assets representing the right to use the underlying assets.

a) Right-of-use assets

The Group recognises right-of-use assets at the commencement date of the lease (i.e., the date the underlying asset is available for use). Right-of-use assets are measured at cost, less any accumulated depreciation and impairment losses, and adjusted for any remeasurement of lease liabilities. The cost of right-of-use assets includes the amount of lease liabilities recognised, initial direct costs incurred, and lease payments made at or before the commencement date less any lease incentives received. Right-of-use assets are depreciated on a straight-line basis over the shorter of the lease term and the estimated useful lives of the assets, as follows:

Leasehold building	1-9 years
Leasehold vehicles	4-5 years

The right-of-use assets are also subject to impairment. Refer accounting policy in note 2.1(g) Impairment of non-financial assets.

NOTES TO CONSOLIDATED IND AS FINANCIAL STATEMENTS

FOR THE YEAR ENDED 31 MARCH 2023

(Currency: Indian Rupees in Millions, unless otherwise stated)

b) Lease liabilities

At the commencement date of the lease, the Group recognises lease liabilities measured at the present value of lease payments to be made over the lease term. The lease payments include fixed payments (including in substance fixed payments) less any lease incentives receivable, variable lease payments that depend on an index or a rate, and amounts expected to be paid under residual value guarantees. The lease payments also include the exercise price of a purchase option reasonably certain to be exercised by the Group and payments of penalties for terminating the lease, if the lease term reflects the Group exercising the option to terminate. Variable lease payments that do not depend on an index or a rate are recognised as expenses (unless they are incurred to produce inventories) in the period in which the event or condition that triggers the payment occurs.

In calculating the present value of lease payments, the Group uses its incremental borrowing rate at the lease commencement date because the interest rate implicit in the lease is not readily determinable. After the commencement date, the amount of lease liabilities is increased to reflect the accretion of interest and reduced for the lease payments made. In addition, the carrying amount of lease liabilities is remeasured if there is a modification, a change in the lease term, a change in the lease payments (e.g., changes to future payments resulting from a change in an index or rate used to determine such lease payments) or a change in the assessment of an option to purchase the underlying asset. The Group's lease liabilities are included in interest-bearing borrowings.

c) Short-term leases and leases of low-value assets:

The Group applies the short-term lease recognition exemption to its short-term

leases of office premises and storage locations (i.e., those leases that have a lease term of 12 months or less from the commencement date and do not contain a purchase option). It also applies the lease of low-value assets recognition exemption to leases of office equipment that are considered to be low value. Lease payments on short-term leases and leases of low-value assets are recognised as expense on a straight-line basis over the lease term.

Group as a lessor

Leases in which the Group does not transfer substantially all the risks and rewards of ownership of an asset are classified as operating leases. Rental income arising is accounted on a straight-line basis over the lease terms. Initial direct costs incurred in negotiating and arranging an operating lease are added to the carrying amount of the leased asset and recognised over the lease term on the same basis as rental income. Contingent rents are recognised as revenue in the period in which they are earned.

v) Borrowing cost

Borrowing costs include interest, amortisation of ancillary costs incurred and exchange differences arising from foreign currency borrowings to the extent they are regarded as an adjustment to the interest cost. Cost in connection with the borrowing of funds to the extent not directly related to the acquisition of qualifying assets are charged to the statement of profit and loss over the tenure of the loan. Borrowing costs, allocated to and utilised for qualifying assets, pertaining to the period from commencement of activities relating to construction / development of the qualifying asset up to the date of capitalisation of such asset are added to the cost of the assets. Capitalisation of borrowing costs is suspended and charged to the statement of profit and loss during extended periods when active development activity on the qualifying assets is interrupted.

NOTES TO CONSOLIDATED IND AS FINANCIAL STATEMENTS

FOR THE YEAR ENDED 31 MARCH 2023

(Currency: Indian Rupees in Millions, unless otherwise stated)

w) Dividend

The Group recognises a liability for any dividend declared in the period when it is approved by the shareholders. As per corporate laws in India, a distribution in the nature of final dividend is authorised when it is approved by the shareholders. A corresponding amount is recognised directly in equity.

x) Segmental reporting

Identification of segment - Operating segments are reported in the manner consistent with the internal reporting provided to the Chief Operating Decision Maker (CODM) of the Group.

Segment accounting policies - The Board of Directors of the Group have been identified as the Chief Operating Decision Maker (CODM) as defined under Ind AS 108. CODM reviews overall financial information of the Group together for performance evaluation and allocation of resources and does not review any discrete information to evaluate performance of any individual product or geography.

The Group does not have any reportable segment.

y) Operating cycle

The Group presents assets and liabilities in the balance sheet based on current/ non-current classification. An asset is treated as current when it is:

- Expected to be realised or intended to be sold or consumed in normal operating cycle
- Held primarily for the purpose of trading
- Expected to be realised within twelve months after the reporting period, or
- Cash or cash equivalent unless restricted from being exchanged or used to settle a liability for at least twelve months after the reporting period

All other assets are classified as non-current.

A liability is current when:

- It is expected to be settled in normal operating cycle
- It is held primarily for the purpose of trading
- It is due to be settled within twelve months after the reporting period, or
- There is no unconditional right to defer the settlement of the liability for at least twelve months after the reporting period

The Group classifies all other liabilities as non-current.

Deferred tax assets and liabilities are classified as non-current assets and liabilities.

The operating cycle is the time between the acquisition of assets for processing and their realisation in cash and cash equivalents. The Group has identified twelve months as its operating cycle.

2.2 KEY ACCOUNTING ESTIMATES, JUDGMENTS AND ASSUMPTIONS

The preparation of these consolidated Ind AS financial statements in conformity with Ind AS requires use of estimates and assumptions for some items, which might have an effect on their recognition and measurement in the balance sheet and statement of profit and loss. The management believes that the estimates used in preparation of these consolidated Ind AS financial statements are prudent and reasonable. Future results could differ due to these estimates and the differences between the actual results and the estimates are recognised in the periods in which the results are known/ materialise.

The areas involving critical estimates or judgments are:

i. **Property, plant and equipment, intangible assets & ROU:**

Determination of the estimated useful lives of tangible and intangible assets and the assessment as to which components of the cost may be capitalised. Useful lives

NOTES TO CONSOLIDATED IND AS FINANCIAL STATEMENTS

FOR THE YEAR ENDED 31 MARCH 2023

(Currency: Indian Rupees in Millions, unless otherwise stated)

of tangible assets are based on the life prescribed in Schedule II of the Companies Act, 2013. [Refer note 2.1 (f)]

ii. Fair value of financial instruments :

Derivatives are carried at fair value. Derivatives includes foreign currency forward contracts, fair value of which, is determined using the fair value reports provided by respective merchant bankers. [Refer note 2.1(t)]

iii. Impairment of financial assets:

The Group's management reviews periodically items classified as receivables to assess whether a provision for impairment should be recorded in the statement of profit and loss. Management estimates the amount and timing of future cash flows when determining the level of provisions required. Such estimates are necessarily based on assumptions about several factors involving varying degrees of judgement and uncertainty. Details of impairment provision on trade receivable are given in note 14.

The Group reviews it's carrying value of investments annually, or more frequently when there is indication for impairment. If the recoverable amount is less than it's carrying amount, the impairment loss is accounted for.[Refer note 2.1(s)]

iv. Recognition and measurement of provisions and contingencies :

The recognition and measurement of other provisions are based on the assessment of the probability of an outflow of resources, and on past experience and circumstances known at the reporting date. The actual outflow of resources at a future date may therefore vary from the figure included in other provisions. [Refer note 2.1(m)]

v. Assessment of lease transactions:

Management assesses the contractual terms of the lease agreements to evaluate whether it is a lease as per Ind AS 116 [Refer note 2.1(u)]

vi. Recognition and measurement of defined benefit obligations:

Key actuarial assumptions include discount rate, trends in salary escalation and vested

future benefits and life expectancy. [Refer note 2.1(i)]

vii. Rebates and Discounts

The Group provides rebates and discounts to its dealers and channel partners based on an expectation of volumes to be achieved and parameters such as exclusivity in marketing the products of the Group. This involves a certain degree of estimation of whether all the parameters to provide discounts have been achieved. Provision for discount and rebates is based on the Group's past experience of volumes achieved vis-à-vis targets and expected volumes to be achieved for the year.[Refer note 2.1(p)]

viii. Income taxes

Significant judgements are involved in determining the provision for income taxes, including amount expected to be paid/recovered for uncertain tax positions. In assessing the realisability of deferred tax assets arising from unused tax credits, the management considers convincing evidence about availability of sufficient taxable income against which such unused tax credits can be utilised. The amount of the deferred income tax assets considered realisable, however, could be reduced if estimates of future taxable income during the carry forward period are reduced. [Refer note 2.1(k)]

ix. Provisions

Provisions are recognised when the Group has a present obligation (legal or constructive) as a result of a past event, it is probable that an outflow of resources embodying economic benefits will be required to settle the obligation and a reliable estimate can be made of the amount of the obligation. The amount recognised as a provision is the best estimate of the consideration required to settle the present obligation at the end of the reporting period, taking into account the risks and uncertainties surrounding the obligation. [Refer note 2.1(m)]

NOTES TO CONSOLIDATED IND AS FINANCIAL STATEMENTS

FOR THE YEAR ENDED 31 MARCH 2023

(Currency: Indian Rupees in Millions, unless otherwise stated)

x. Inventories

Inventories are reviewed on a regular basis and the Group make allowance for excess or obsolete inventories and write down to net realisable value primarily based on historical trends and management estimates of expected and future product demand and related pricing.

Inventories are stated at the lower of cost and net realisable value. Judgements are required in assessing the expected realisable values of Inventories. Factors considered includes demand levels and pricing competition in the industry. [Refer note 2.1(h)].

2.3 CHANGES IN ACCOUNTING POLICIES AND DISCLOSURES

New and amended standards

The Ministry of Corporate Affairs has notified Companies (Indian Accounting Standard)

Amendment Rules 2022 dated 23 March 2022, to amend the following Ind AS which are effective from 01 April 2022.

- (i) Onerous Contracts – Costs of Fulfilling a Contract – Amendments to Ind AS 37
- (ii) Reference to the Conceptual Framework – Amendments to Ind AS 103
- (iii) Property, Plant and Equipment: Proceeds before Intended Use – Amendments to Ind AS 16
- (iv) Ind AS 101 First-time Adoption of Indian Accounting Standards – Subsidiary as a first-time adopter
- (v) Ind AS 109 Financial Instruments – Fees in the '10 per cent' test for derecognition of financial liabilities
- (vi) Ind AS 41 Agriculture – Taxation in fair value measurements

These amendments had no impact on the accounting policies and disclosures made in the consolidated Ind AS financial statements of the Group.



NOTES TO CONSOLIDATED IND AS FINANCIAL STATEMENTS

FOR THE YEAR ENDED 31 MARCH 2023

(Currency: Indian Rupees in Millions, unless otherwise stated)

3. PROPERTY, PLANT AND EQUIPMENT ('PPE')**For the year ended 31 March 2023**

Block of assets	Gross block (Deemed cost)				Depreciation				Net block value	
	As at 01 April 2022	Addition	Disposal / Deletion	As at 31 March 2023	As at 01 April 2022	Charge for the year	Disposal / Deletion	As at 31 March 2023	As at 31 March 2023	As at 31 March 2022
Land - Freehold	800.72	1.55	-	802.27	-	-	-	-	802.27	800.72
Land - Leasehold	163.41	-	-	163.41	14.76	2.46	-	17.22	146.19	148.65
Factory road	16.17	10.94	-	27.11	7.39	3.06	-	10.45	16.66	8.78
Buildings	768.19	30.59	2.41	796.37	214.40	40.44	1.23	253.61	542.76	553.79
Plant and machinery	2,686.10	646.22	51.45	3,280.87	911.06	197.07	26.92	1,081.21	2,199.66	1,775.04
Furniture and fixtures	68.84	2.28	0.68	70.44	49.65	7.06	0.68	56.03	14.41	19.19
Vehicles	122.99	32.88	6.42	149.45	52.01	25.55	4.91	72.65	76.80	70.98
Office equipments	70.99	8.10	1.08	78.01	45.39	21.44	1.08	65.75	12.26	25.60
Leasehold improvements	41.46	8.35	-	49.81	22.82	7.27	-	30.09	19.72	18.64
Electrical installations	98.75	43.71	8.93	133.53	43.26	14.17	2.68	54.75	78.78	55.49
Laboratory equipments	35.36	2.57	0.11	37.82	15.77	3.94	0.09	19.62	18.20	19.59
	4,872.98	787.19	71.08	5,589.09	1,376.51	322.46	37.59	1,661.38	3,927.71	3,496.47

For the year ended 31 March 2022

Block of asset	Gross block (Deemed cost)				Depreciation				Net block value	
	As at 01 April 2021	Addition	Disposal / Deletion	As at 31 March 2022	As at 01 April 2021	Charge for the year	Disposal / Deletion	As at 31 March 2022	As at 31 March 2022	As at 31 March 2021
Land - Freehold	117.62	683.10	-	800.72	-	-	-	-	800.72	117.62
Land - Leasehold	163.41	-	-	163.41	12.30	2.46	-	14.76	148.65	151.11
Factory road	16.17	-	-	16.17	2.83	4.56	-	7.39	8.78	13.34
Buildings	703.93	64.26	-	768.19	180.37	34.03	-	214.40	553.79	523.56
Plant and machinery	2,552.26	172.48	38.64	2,686.10	784.18	159.88	32.84	911.22	1,774.88	1,768.08
Furniture and fixtures	64.79	4.05	-	68.84	41.46	8.19	-	49.65	19.19	23.33
Vehicles	80.99	46.62	4.62	122.99	38.51	16.91	3.57	51.85	71.14	42.48
Office equipments	66.48	5.66	1.15	70.99	36.72	9.80	1.13	45.39	25.60	29.76
Leasehold improvements	41.46	-	-	41.46	15.69	7.13	-	22.82	18.64	25.77
Electrical installations	92.50	6.25	-	98.75	33.44	9.82	-	43.26	55.49	59.06
Laboratory equipments	34.36	1.00	-	35.36	12.18	3.59	-	15.77	19.59	22.18
	3,933.97	983.42	44.41	4,872.98	1,157.68	256.37	37.54	1,376.51	3,496.47	2,776.29

Notes:

- Buildings include ₹ 0.002 Millions (31 March 2022: ₹ 0.002 Millions) being the value of shares in co-operative housing societies:
- The amount of contractual commitments for the acquisition of property, plant and equipment is disclosed in note 44B
- Title deeds of immovable properties not held in the name of the Holding company as on 31 March 2023 and 31 March 2022 are:

NOTES TO CONSOLIDATED IND AS FINANCIAL STATEMENTS

FOR THE YEAR ENDED 31 MARCH 2023

(Currency: Indian Rupees in Millions, unless otherwise stated)

For the year ended 31 March 2023

Relevant line item in the balance sheet	Description of item of property	Gross carrying value (both years)	Title deeds held in the name of	Whether title deed holder is a promoter, director or relative of promoter / director or employee of promoter / director	Property held since which date	Reason for not being held in the name of the Holding company
PPE	Freehold land	5.35	Excel Crop Care Limited	No	31 August 2019	These properties were acquired pursuant to a scheme of amalgamation and continued to be in the name of amalgamating company.
	Building - office	8.49				
	Building - guest house	18.93				
PPE	Leasehold land	100.00	Sumitomo Chemical India Private Limited	No	24 November 2018	These properties continued to be in the name of erstwhile company
Total		132.77				

For the year ended 31 March 2022

Relevant line item in the balance sheet	Description of item of property	Gross carrying value (both years)	Title deeds held in the name of	Whether title deed holder is a promoter, director or relative of promoter / director or employee of promoter / director	Property held since which date	Reason for not being held in the name of the Holding company
PPE	Building guest house	2.07	Gujarat Krishi Chem Corporation	No	01 April 2011	These properties were acquired pursuant to a scheme of amalgamation and continued to be in the name of amalgamating company
	Freehold land	37.19	Excel Crop Care Limited	No	31 August 2019	
	Building - office	8.49				
	Building - guest house	26.26				
PPE	Leasehold land	100.00	Sumitomo Chemical India Private Limited	No	24 November 2018	These properties continued to be in the name of erstwhile company.
	Building - office	0.16				
	Building - guest house	1.90				
Total		176.07				

4. CAPITAL WORK-IN-PROGRESS

Capital work in progress ('CWIP') as at 31 March 2023 is ₹ 534.69 Millions (31 March 2022: ₹ 211.10 Millions)

a) Movement in CWIP is as follows

CWIP movement	As at 31 March 2023	As at 31 March 2022
Opening	211.10	42.54
Addition	1,110.78	1,151.99
Capitalisation	787.19	983.43
Closing	534.69	211.10

NOTES TO CONSOLIDATED IND AS FINANCIAL STATEMENTS

FOR THE YEAR ENDED 31 MARCH 2023

(Currency: Indian Rupees in Millions, unless otherwise stated)

b) CWIP ageing schedule as at 31 March 2023

Particulars	<1 year	1-2 years	2-3 years	> 3 years	Total
Projects in progress	526.97	1.46	1.26	5.00	534.69
	526.97	1.46	1.26	5.00	534.69

For projects whose completion schedule is overdue, temporarily suspended or has exceeded its cost compared to its original plan, completion schedule is as below:

Particulars	To be completed in				Total
	<1 year	1-2 years	2-3 years	> 3 years	
Project - Peeler Centrifuge wash recycling Glyphosate technical plant *	5.00	-	-	-	5.00

* original expected date of capitalisation was 31 December 2019 and revised expected date of capitalisation is 30 June 2023.

CWIP ageing schedule as at 31 March 2022

Particulars	<1 year	1-2 years	2-3 years	> 3 years	Total
Projects in progress	202.75	1.26	5.28	1.81	211.10
	202.75	1.26	5.28	1.81	211.10

Particulars	To be completed in				Total
	<1 year	1-2 years	2-3 years	> 3 years	
Project - Peeler Centrifuge wash recycling Glyphosate technical plant *	-	5.00	-	-	5.00

* original expected date of capitalisation was 31 December 2019 and revised expected date of capitalisation is 30 June 2023.

5. RIGHT-OF-USE ASSETS

For the year ended 31 March 2023

Particulars	Gross block (Deemed cost)				Depreciation				Net block value	
	As at 01 April 2022	Addition	Disposal	As at 31 March 2023	As at 01 April 2022	Charge for the year	Disposal	As at 31 March 2023	As at 31 March 2023	As at 31 March 2022
Building	538.49	98.71	-	637.20	294.47	111.68	-	406.15	231.05	244.02
Vehicles	253.60	37.32	-	290.92	134.02	55.70	-	189.72	101.20	119.58
	792.09	136.03	-	928.12	428.49	167.38	-	595.87	332.25	363.60

For the year ended 31 March 2022

Particulars	Gross block (Deemed cost)				Depreciation				Net block value	
	As at 01 April 2021	Addition	Disposal	As at 31 March 2022	As at 01 April 2021	Charge for the year	Disposal	As at 31 March 2022	As at 31 March 2022	As at 31 March 2021
Building	363.32	175.17	-	538.49	180.83	113.64	-	294.47	244.02	182.49
Vehicles	210.35	43.25	-	253.60	82.01	52.01	-	134.02	119.58	128.34
	573.67	218.42	-	792.09	262.84	165.65	-	428.49	363.60	310.83

NOTES TO CONSOLIDATED IND AS FINANCIAL STATEMENTS

FOR THE YEAR ENDED 31 MARCH 2023

(Currency: Indian Rupees in Millions, unless otherwise stated)

6. OTHER INTANGIBLE ASSETS

For the year ended 31 March 2023

Particulars	Gross block (Deemed cost)				Amortisation				Net block value		
	As at 01 April 2022	Addition	Disposal	As at 31 March 2023	As at 01 April 2022	Charge for the year	Disposal	As at 31 March 2023	As at 31 March 2023	As at 31 March 2022	
Data registration expenses	88.31	14.97	-	103.28	81.64	8.62	-	90.26	13.02	6.67	
Software / license and registration	68.14	8.66	-	76.80	31.32	20.32	-	51.64	25.16	36.82	
Technical know-how	9.45	-	-	9.45	9.45	-	-	9.45	-	-	
	165.90	23.63	-	189.53	122.41	28.94	-	151.35	38.18	43.49	

For the year ended 31 March 2022

Particulars	Gross block (Deemed cost)				Amortisation				Net block value		
	As at 01 April 2021	Addition	Disposal	As at 31 March 2022	As at 01 April 2021	Charge for the year	Disposal	As at 31 March 2022	As at 31 March 2022	As at 31 March 2021	
Data registration expenses	79.49	8.82	-	88.31	74.50	7.14	-	81.64	6.67	4.99	
Software / license and registration	13.49	54.65	-	68.14	12.33	18.99	-	31.32	36.82	1.16	
Technical know-how	9.45	-	-	9.45	9.45	-	-	9.45	-	-	
	102.43	63.47	-	165.90	96.28	26.13	-	122.41	43.49	6.15	

7. INTANGIBLE ASSET UNDER DEVELOPMENT

Intangible asset under development ('IAUD') as at 31 March 2023 is ₹ 177.35 Millions (31 March 2022: ₹ 141.06 Millions)

a) Movement in IAUD is as follows

IAUD movement	As at 31 March 2023	As at 31 March 2022
Opening	141.06	99.58
Addition	59.92	104.95
Capitalisation	23.63	63.47
Closing	177.35	141.06

b) IAUD ageing schedule as at 31 March 2023

Particulars	<1 year	1-2 years	2-3 years	> 3 years	Total
Projects in progress	52.70	55.53	37.54	31.59	177.35
	52.70	55.53	37.54	31.59	177.35

IAUD ageing schedule as at 31 March 2022

Particulars	<1 year	1-2 years	2-3 years	> 3 years	Total
Projects in progress	57.38	37.63	15.77	30.28	141.06
	57.38	37.63	15.77	30.28	141.06

c) There are no projects where completion schedule is overdue or has exceeded its cost compared to its original plan as at 31 March 2023 and 31 March 2022.

NOTES TO CONSOLIDATED IND AS FINANCIAL STATEMENTS

FOR THE YEAR ENDED 31 MARCH 2023

(Currency: Indian Rupees in Millions, unless otherwise stated)

8. NON CURRENT INVESTMENTS

	Numbers		Amount	
	As at 31 March 2023	As at 31 March 2022	As at 31 March 2023	As at 31 March 2022
A. Fully paid unquoted equity instruments carried at cost				
Investments in other entities				
Investment in co-operative societies	9,132	9,132	1.12	1.12
B. Investments stated at amortised cost				
Investments in Government securities (Unquoted)				
National saving certificates face value ₹ 0.03 Millions			0.03	0.03
Total			1.15	1.15
Aggregate amount of unquoted investments			1.15	1.15
Aggregate amount of impairment in value of investments			-	-

9. NON CURRENT LOANS (AT AMORTISED COST)

	As at 31 March 2023	As at 31 March 2022
<i>Unsecured, considered good unless otherwise stated</i>		
Loans to employees	6.49	7.54
Total	6.49	7.54

10. OTHER NON CURRENT FINANCIAL ASSETS (AT AMORTISED COST)

	As at 31 March 2023	As at 31 March 2022
<i>Unsecured</i>		
Security deposits		
Considered goods	57.82	59.90
Credit impaired	2.71	2.71
Less: Allowance for doubtful deposit	(2.71)	(2.71)
Deposit accounts (with remaining maturity of more than 12 months)	300.10	140.09
Deposit with corporates (with remaining maturity of more than 12 months)	-	100.00
Total	357.92	299.99

11. OTHER NON-CURRENT ASSETS

	As at 31 March 2023	As at 31 March 2022
<i>Unsecured, considered good unless otherwise stated</i>		
Capital advances	73.76	93.30
Prepaid expenses	13.14	1.97
Total	86.90	95.27

NOTES TO CONSOLIDATED IND AS FINANCIAL STATEMENTS

FOR THE YEAR ENDED 31 MARCH 2023

(Currency: Indian Rupees in Millions, unless otherwise stated)

12. INVENTORIES

	As at 31 March 2023	As at 31 March 2022
Raw materials [Goods in transit: 31 March 2023: ₹ 481.03 Millions (31 March 2022: ₹ 454.24 Millions)]	3,735.85	2,770.87
Work-in-progress	454.62	656.84
Finished goods [Goods in transit: 31 March 2023: ₹ 44.06 Millions (31 March 2022: ₹ 21.34 Millions)]	4,144.60	5,347.80
Stock-in-trade [Goods in transit: 31 March 2023: ₹ 47.26 Millions (31 March 2022: ₹ 54.84 Millions)]	132.27	190.64
Containers and packing materials	316.04	359.66
Stores and spares (including fuel)	103.59	51.81
Total	8,886.97	9,377.62

Value of inventory above is stated after provision of ₹ 66.44 Millions (31 March 2022: ₹ 107.03 Millions) for write down to net realisable value and provision for slow moving and absolute items.

13. CURRENT INVESTMENTS

Investment carried at fair value through profit and loss account	As at 31 March 2023	As at 31 March 2022	As at 31 March 2023	As at 31 March 2022
	Quantity / units		Amount	
Investments in equity instruments				
Investments in other entities (Quoted)				
Tata Steel Limited face value of ₹1 (previous year ₹10) each fully paid-up	4,200	420	0.44	0.64
Investment in mutual fund (Unquoted)				
Aditya Birla Sun Life Liquid Fund - Regular Plan - Growth	-	589,274	-	200.61
Aditya Birla Sun Life Interval Income Fund Quarterly Plan Series 1-Direct Plan - Growth	8,549,974	-	249.81	-
Aditya Birla Sun Life Liquid Fund - Direct Plan - Growth	137,803	-	50.03	-
Axis FTP -Series 114 (83 Days)	2,999,850	-	30.06	-
Axis Liquid Fund - Direct Plan - Growth	156,888	-	392.36	-
Axis Liquid Fund - Regular Plan-Growth	42,349	-	105.20	-
Aditya Birla Sun Life Savings Fund - Direct Plan - Growth	-	300,508	-	133.07
Aditya Birla Sun Life Savings Fund - Regular Plan - Growth	-	302,980	-	134.16
Aditya Birla Sun Life Money Manager Fund - Regular Plan - Growth	-	1,050,731	-	311.31
Aditya Birla Sun Life Floating Rate Fund - Direct Plan - Growth	-	2,086,872	-	591.73
Axis Ultra Short Term Fund - Regular Plan - Growth	-	21,562,729	-	260.49
HDFC Ultra Short Term Fund - Regular Plan - Growth	-	15,328,928	-	188.20
HDFC Money Market Fund - Direct Plan - Growth	-	56,415	-	262.60
HDFC Money Market Fund - Regular Plan - Growth	-	45,219	-	207.58
HDFC Gilt Fund - Regular Plan - Growth	1,673,123	1,673,123	77.72	75.10

NOTES TO CONSOLIDATED IND AS FINANCIAL STATEMENTS

FOR THE YEAR ENDED 31 MARCH 2023

(Currency: Indian Rupees in Millions, unless otherwise stated)

Investment carried at fair value through profit and loss account	As at	As at	As at	As at
	31 March 2023	31 March 2022	31 March 2023	31 March 2022
	Quantity / units		Amount	
ICICI Prudential Money Market Fund - Direct Plan - Growth	-	681,798	-	209.24
ICICI Prudential Liquid Fund -Direct Plan- Growth	1,315,659	-	438.36	-
ICICI Prudential Liquid Fund - Regular Plan - Growth	236,672	-	78.26	-
ICICI Prudential Gilt Fund - Regular Plan - Growth	-	929,922	-	75.03
Kotak Savings Fund - Direct Plan - Growth	-	2,979,685	-	107.36
Kotak Savings Fund - Regular Plan - Growth	-	7,662,084	-	267.33
Kotak FMP Series 294 - Direct Plan - Growth	-	18,608,681	-	186.25
Kotak FMP Series 303 (187 days) - Direct Plan - Growth	9,999,500	-	101.92	-
Kotak FMP Series 306 - (90 days) - Direct Plan - Growth	4,999,750	-	50.66	-
Kotak FMP Series 307 - (90 days) - Direct Plan - Growth	19,999,000	-	201.40	-
Kotak Gilt Investment - Regular Plan - Growth	1,277,720	-	104.35	-
Kotak Liquid - Direct Plan - Growth	66,281	-	301.47	-
Kotak Gilt Investment - Regular Plan - Growth	-	1,277,720	-	100.29
Nippon India Money Market Fund - Direct Plan - Growth	42,395	-	150.40	-
SBI Magnum Ultra Short Duration Fund - Regular Plan - Growth	-	13,004	-	63.01
UTI Liquid Fund- Cash Plan -Direct Plan- Growth	14,948	-	55.15	-
UTI Money Market Fund - Regular Plan - Growth	-	75,471	-	186.22
Total			2,387.59	3,560.22
Aggregate carrying value of quoted investments			0.44	0.64
Aggregate carrying value of unquoted investments			2,387.15	3,559.58
Aggregate market value of quoted investments			0.44	0.64
Aggregate amount of impairment in value of investments			-	-

14. TRADE RECEIVABLES

	As at	As at
	31 March 2023	31 March 2022
Gross trade receivables (Unsecured)	10,339.95	9,101.50
Less: Allowance for expected credit loss	879.33	670.25
Total	9,460.62	8,431.25

Notes :

a) Break-up for security details

	As at	As at
	31 March 2023	31 March 2022
Trade receivables – Related party (Refer note 38)	2,055.42	2,082.19
Trade Receivables - Others	7,405.20	6,349.06
Total	9,460.62	8,431.25

NOTES TO CONSOLIDATED IND AS FINANCIAL STATEMENTS

FOR THE YEAR ENDED 31 MARCH 2023

(Currency: Indian Rupees in Millions, unless otherwise stated)

b) Break-up for security details

	As at 31 March 2023	As at 31 March 2022
Gross trade receivable (Unsecured)		
Considered good	9,468.30	8,431.23
Which have significant increase in credit risk	309.15	293.12
Credit impaired	562.50	377.15
	10,339.95	9,101.50
Less: Allowance for expected credit loss:		
Considered good	252.78	155.70
Which have significant increase in credit risk	64.05	137.40
Credit impaired	562.50	377.15
	879.33	670.25
Total	9,460.62	8,431.25

c) Trade receivable ageing schedule

31 March 2023

Outstanding for following periods from due date of payment	Undisputed considered good	Undisputed which have significant increase in credit risk	Undisputed credit impaired	Total
Current but not due & Retention	6,405.19	-	-	6,405.19
< 6 months	2,703.35	-	-	2,703.35
6 months- 1 year	359.76	-	-	359.76
1-2 years	-	309.15	-	309.15
2-3 years	-	-	212.43	212.43
> 3 years	-	-	350.07	350.07
	9,468.30	309.15	562.50	10,339.95

31 March 2022

Outstanding for following periods from due date of payment	Undisputed considered good	Undisputed which have significant increase in credit risk	Undisputed credit impaired	Total
Current but not due & Retention	5,990.69	-	-	5,990.69
< 6 months	2,278.19	-	-	2,278.19
6 months- 1 year	162.35	-	-	162.35
1-2 years	-	293.12	-	293.12
2-3 years	-	-	238.20	238.20
> 3 years	-	-	138.95	138.95
	8,431.23	293.12	377.15	9,101.50

- d) No trade or other receivable are due from directors or other officers of the Group either severally or jointly with any other person. Nor any trade or other receivable are due from firms or private companies respectively in which any director is a partner, a director or a member. For receivables from related parties refer note 38.
- e) Trade receivables are non-interest bearing and are generally on terms of 30 to 90 days.
- f) There are no unbilled receivables, hence the same is not disclosed in the ageing schedule.
- g) There are no disputed receivables, hence the same is not disclosed in the ageing schedule.

NOTES TO CONSOLIDATED IND AS FINANCIAL STATEMENTS

FOR THE YEAR ENDED 31 MARCH 2023

(Currency: Indian Rupees in Millions, unless otherwise stated)

15. CASH AND CASH EQUIVALENTS

	As at 31 March 2023	As at 31 March 2022
Balance with banks :		
In current account	232.01	370.82
In deposit accounts (with original maturity of less than three months)	236.80	201.30
Cash on hand	0.10	0.34
Total	468.91	572.46

Notes:

- For the purpose of the statement of cash flows, cash and cash equivalents comprises of all the above enlisted items.
- The Group has total fund based and non fund based undrawn borrowing facilities of ₹ 7,010 Millions (31 March 2022: ₹ 4,000 Millions). Such sanctioned facilities are unsecured credit arrangements.

16. BANK BALANCES OTHER THAN CASH AND CASH EQUIVALENTS

	As at 31 March 2023	As at 31 March 2022
Deposits with banks	2,550.00	209.00
In unpaid dividend accounts earmarked with banks*	9.57	9.78
Total	2,559.57	218.78

* These balances are not available for use by the Group as they represent corresponding unclaimed dividend liabilities.

17. CURRENT LOANS (AT AMORTISED COST)

	As at 31 March 2023	As at 31 March 2022
Loans to employees - Unsecured		
Considered good	5.11	4.67
Total	5.11	4.67

18. OTHER CURRENT FINANCIAL ASSETS

	As at 31 March 2023	As at 31 March 2022
<i>Unsecured, considered good unless otherwise stated</i>		
At amortised cost		
Security deposits	33.29	23.74
Deposits with banks	197.50	1,253.90
Deposits with corporates	2,360.00	150.00
Earnest money deposit	3.98	3.98
Export licence benefit receivables	0.20	181.80
Export incentive receivable	44.14	58.57
Interest accrued but not due	163.41	53.38
Others	30.98	8.49
At fair value through profit and loss account		
Derivatives - foreign exchange forward contracts	15.70	11.18
Total	2,849.20	1,745.04

NOTES TO CONSOLIDATED IND AS FINANCIAL STATEMENTS

FOR THE YEAR ENDED 31 MARCH 2023

(Currency: Indian Rupees in Millions, unless otherwise stated)

19. OTHER CURRENT ASSETS

	As at 31 March 2023	As at 31 March 2022
<i>Unsecured, considered good unless otherwise stated</i>		
Balances with government authorities	875.45	811.87
Prepaid expenses	40.50	25.08
Contract asset (Right to receive inventory)	55.94	56.36
Advances to suppliers	289.60	416.94
Total	1,261.49	1,310.25

20. EQUITY SHARE CAPITAL

	Number of shares	Amount	Number of shares	Amount
	as at 31 March 2023	as at 31 March 2023	as at 31 March 2022	as at 31 March 2022
Authorised:				
Equity shares of ₹ 10 each	500,000,000	5,000.00	500,000,000	5,000.00
	500,000,000	5,000.00	500,000,000	5,000.00
Issued, subscribed and paid-up:				
Equity shares of ₹ 10 each, fully paid-up	499,145,736	4,991.46	499,145,736	4,991.46
	499,145,736	4,991.46	499,145,736	4,991.46

a) Reconciliation of number of shares outstanding at the beginning and end of the year

	as at 31 March 2023		as at 31 March 2022	
	Number	Amount	Number	Amount
Equity shares				
At the commencement of the year	499,145,736	4,991.46	499,145,736	4,991.46
Equity shares issued during the year	-	-	-	-
At the end of the year	499,145,736	4,991.46	499,145,736	4,991.46

b) Particulars of shareholders holding more than 5% of a class of shares

Name of shareholder	Relationship	as at 31 March 2023		as at 31 March 2022	
		No. of shares	%	No. of shares	%
Sumitomo Chemical Company, Limited	Ultimate holding company	374,359,295	75.00%	374,359,295	75.00%

c) Details of shares held by promoters / promoter group

Promoter name	As at 31 March 2023			% of total shares	% change during the year
	No. of shares at the beginning of the year	Change during the year	No. of shares at the end of the year		
Sumitomo Chemical Company, Limited	374,359,295	-	374,359,295	75%	0%
Yuya Miyajima	2	-	2	0%	0%
Tomohito Fujiwara	1	-	1	0%	0%
Hiroyuki Miura	1	-	1	0%	0%
Hiroyoshi Mukai	1	-	1	0%	0%
Hideo Wada	1	-	1	0%	0%
Akira Ohisa	1	-	1	0%	0%
	374,359,302	-	374,359,302		

NOTES TO CONSOLIDATED IND AS FINANCIAL STATEMENTS

FOR THE YEAR ENDED 31 MARCH 2023

(Currency: Indian Rupees in Millions, unless otherwise stated)

Details of shares held by promoters / promoter group (continued)

Promoter name	As at 31 March 2022			% of total shares	% change during the year
	No. of shares at the beginning of the year	Change during the year	No. of shares at the end of the year		
Sumitomo Chemical Company, Limited	374,359,295	-	374,359,295	75%	0%
Yuya Miyajima	2	-	2	0%	0%
Tomohito Fujiwara	1	-	1	0%	0%
Hiroyuki Miura	1	-	1	0%	0%
Hiroyoshi Mukai	1	-	1	0%	0%
Hideo Wada	1	-	1	0%	0%
Akira Ohisa	1	-	1	0%	0%
	374,359,302	-	374,359,302		

d) Particulars of shares held by holding company and associates

Name of shareholder	Relationship	as at 31 March 2023		as at 31 March 2022	
		No. of shares	%	No. of shares	%
Sumitomo Chemical Company, Limited *	Ultimate holding company	374,359,300	75.00%	374,359,300	75.00%
SC Environmental Science Co. Limited**	Fellow subsidiary	2	0.00%	2	0.00%
		374,359,302	75.00%	374,359,302	75.00%

* Including 5 shares held through its nominees.

** held through a nominee

e) Terms/rights attached to equity shares

The Holding company has a single class of equity shares. Accordingly, all equity shares rank equally with regard to dividends and share in the Holding company's residual assets. The equity shares are entitled to receive dividend as declared from time to time. The voting rights of an equity shareholder are in proportion to its share of the paid-up equity capital of the Holding company. Voting rights cannot be exercised in respect of shares on which any call or other sums presently payable have not been paid.

On winding up of the Holding company, the holders of equity shares will be entitled to receive the residual assets of the Holding company, remaining after distribution of all preferential amounts in proportion to the number of equity shares held.

f) Dividend on equity share declared and paid during the period 01 April 2022 to 31 March 2023

	01 April 2022 to 31 March 2023	01 April 2021 to 31 March 2022
Final dividend on 499,145,376 shares @ ₹1 per share (FY 2021-22: ₹0.80 per share) on equity shares of ₹ 10 each	499.15	399.32
	499.15	399.32
	01 April 2022 to 31 March 2023	01 April 2021 to 31 March 2022
Dividend on equity shares not recognised as liability		
Proposed dividend on 499,145,736 shares @ ₹ 1.20 per share (FY 2021-22: ₹ 1 per share) on equity shares of ₹ 10 each	598.97	499.15
	598.97	499.15

NOTES TO CONSOLIDATED IND AS FINANCIAL STATEMENTS

FOR THE YEAR ENDED 31 MARCH 2023

(Currency: Indian Rupees in Millions, unless otherwise stated)

21. OTHER EQUITY

A. Summary of other equity balance

	As at 31 March 2023	As at 31 March 2022
General reserve		
Balance at the beginning of the year	10,267.82	6,518.14
Add: Amount transferred from retained earnings	4,500.00	3,750.00
Less: Reduction on voluntary liquidation Excel Crop Care (Europe) NV	-	(0.32)
Balance at the end of the year	14,767.82	10,267.82
Securities premium		
As per last balance sheet	2,350.60	2,350.60
Foreign currency translation reserve		
Balance as per last financial statements	30.28	33.90
Add / (Less) : Exchange difference during the year on account of net investments in non-integral foreign operations	2.43	(3.41)
Add / (Less) : Exchange difference related to general reserve	-	(0.21)
Balance at the end of the year	32.71	30.28
Retained earnings (includes OCI)		
Balance at the beginning of the year	1,631.94	1,517.91
Additions during the year:		
Profit for the year	5,022.09	4,235.58
Other comprehensive income for the year, net of tax	20.33	27.24
Reductions during the year:		
Dividends	(499.15)	(399.32)
Transfer to general reserve	(4,500.00)	(3,750.00)
Reduction on voluntary liquidation Excel Crop Care (Europe) NV	-	0.53
Net surplus of retained earnings	1,675.21	1,631.94
Balance at the end of the year	18,826.34	14,280.64

B. Nature and purpose of each reserves

1. General reserve

The general reserve comprises of transfer of profits from retained earnings for appropriation purposes. The reserve can be distributed/utilised by the Group in accordance with the Companies Act, 2013.

2. Securities premium

Securities premium is used to record the premium on issue of shares. The reserve is utilised in accordance with the provisions of the Companies Act, 2013.

3. Retained earnings

Retained earnings are the profits that the Group has earned till date, less any transfers to general reserve, dividends or other distributions paid to shareholder.

4. Other comprehensive income

This relates to the remeasurement impact of defined benefit plans and income tax effect of the same.

22. NON-CURRENT PROVISIONS

	As at 31 March 2023	As at 31 March 2022
Provision for employee benefits		
Compensated absences	225.63	223.42
Total	225.63	223.42

NOTES TO CONSOLIDATED IND AS FINANCIAL STATEMENTS

FOR THE YEAR ENDED 31 MARCH 2023

(Currency: Indian Rupees in Millions, unless otherwise stated)

23. TRADE PAYABLES

	As at 31 March 2023	As at 31 March 2022
Due to micro and small enterprises (MSME) (Refer note 45)	166.04	225.28
Due to others	4,740.08	4,946.61
Total	4,906.12	5,171.89

Note:

a) Trade payable ageing schedule

31 March 2023

Outstandings for following periods from due date of payment	Dues to MSME	Dues of creditors other than MSME	Total
Unbilled and not due	162.82	4,269.03	4,431.85
Less than 1 year	3.22	449.17	452.39
1-2 years	-	12.92	12.92
2-3 years	-	6.86	6.86
>3 years	-	2.09	2.09
	166.04	4,740.07	4,906.11

31 March 2022

Outstandings for following periods from due date of payment	Dues to MSME	Dues of creditors other than MSME	Total
Unbilled and not due	223.70	4,429.75	4,653.45
Less than 1 year	1.58	501.38	502.96
1-2 years	-	12.71	12.71
2-3 years	-	2.54	2.54
>3 years	-	0.23	0.23
	225.28	4,946.61	5,171.89

b) There are no disputed payables, hence the same is not disclosed in the ageing schedule.

c) For payables to related parties, refer note 38.

24. OTHER CURRENT FINANCIAL LIABILITIES

	As at 31 March 2023	As at 31 March 2022
Salary, wages and bonus payable	397.09	446.05
Security and trade deposits	374.42	347.51
Unclaimed dividend	9.57	9.78
Payables for capital supplies	51.97	99.76
Liabilities for additional discount and scheme	2,816.56	3,084.52
Other payables	1.92	0.04
At fair value through profit and loss account		
Derivative financial liabilities - forward contracts	10.35	9.58
Total	3,661.88	3,997.24

NOTES TO CONSOLIDATED IND AS FINANCIAL STATEMENTS

FOR THE YEAR ENDED 31 MARCH 2023

(Currency: Indian Rupees in Millions, unless otherwise stated)

25. OTHER CURRENT LIABILITIES

	As at 31 March 2023	As at 31 March 2022
Contract liabilities (advance received from customers)	409.86	655.04
Statutory dues (including GST, provident fund, tax deducted at source and others)	98.73	132.19
Other payables	3.65	10.38
Total	512.24	797.61

26. CURRENT PROVISIONS

	As at 31 March 2023	As at 31 March 2022
Provision for employee benefits		
Gratuity (Refer note 43)	14.63	26.98
Compensated absences	48.44	44.66
Total	63.07	71.64

27. REVENUE FROM OPERATIONS

	For the year ended 31 March 2023	For the year ended 31 March 2022
A. Revenue from contracts with customers		
a) Sale of products	34,732.57	30,324.29
b) Sale of services	0.84	0.84
	34,733.41	30,325.13
B. Other operating revenue		
a) Export incentives	327.91	240.72
b) Commission income	1.72	5.26
c) Excess provisions in respect of earlier years written back (net)	4.37	2.08
d) Miscellaneous receipts (scrap sales and others)	42.27	38.97
	376.27	287.03
Total	35,109.68	30,612.16

a. Revenue information

	For the year ended 31 March 2023	For the year ended 31 March 2022
Revenue by product categories		
Agro Chemicals		
Domestic	23,501.99	21,418.86
Export	8,663.65	6,669.99
	32,165.64	28,088.85
Others		
Domestic	361.83	337.87
High Seas Sales	2,205.10	1,897.57
	2,566.93	2,235.44
Total	34,732.57	30,324.29

NOTES TO CONSOLIDATED IND AS FINANCIAL STATEMENTS

FOR THE YEAR ENDED 31 MARCH 2023

(Currency: Indian Rupees in Millions, unless otherwise stated)

b. Reconciliation of the amount of revenue recognised in the consolidated statement of profit and loss with the contracted price

	For the year ended 31 March 2023	For the year ended 31 March 2022
Revenue as per contracted price	39,251.21	34,985.71
Less: Rebates/Discounts	4,017.43	4,301.65
Less: Sales returns	500.38	325.10
Revenue from contract with customers	34,733.41	30,358.96

Performance Obligation:

The performance obligation is satisfied upon delivery of the goods and payment is generally due within 7 to 90 days from delivery. There are no material unsatisfied performance obligation outstanding at the year end.

The performance obligations of the Group are part of contracts that have an original expected duration of less than one year and accordingly, the Group has applied the practical expedient and opted not to disclose the information about its remaining performance obligations in accordance with Ind AS 115.

c. Contract Balances

	For the year ended 31 March 2023	For the year ended 31 March 2022
Contract assets (Refer note 19)	55.94	56.36
Contract liabilities (Refer note 25)	409.86	655.04

Note:

Contract assets represents right to receive the inventory (on estimated sales returns) and contract liabilities represents advances received from customers for sale of goods at the reporting date.

d. Significant changes in the contract assets and the contract liabilities balances during the year are as follows:

	For the year ended 31 March 2023	For the year ended 31 March 2022
<u>Contract assets</u>		
Opening balance	56.36	11.59
Less : Revenue recognised during the year from balance at the beginning of the year	(56.36)	(11.59)
Add : Contract assets created for right to receive inventory on estimated sales return	55.94	56.36
Closing balance	55.94	56.36
<u>Contract liabilities</u>		
Opening balance	655.04	545.28
Add : Advance received during the year not recognised as revenue	409.86	655.04
Less : Revenue recognised during the year	(655.04)	(545.28)
Closing balance	409.86	655.04

28. OTHER INCOME

	For the year ended 31 March 2023	For the year ended 31 March 2022
Interest income		
On interest income on security deposits	244.50	99.10
On others	4.85	4.44
Dividend income		
On quoted equity instruments measured at Fair value through profit and loss	-	0.01

NOTES TO CONSOLIDATED IND AS FINANCIAL STATEMENTS

FOR THE YEAR ENDED 31 MARCH 2023

(Currency: Indian Rupees in Millions, unless otherwise stated)

	For the year ended 31 March 2023	For the year ended 31 March 2022
Gain on sale of financial assets measured at FVTPL	231.67	66.89
Profit on liquidation of subsidiary	-	2.50
Fair valuation gain on financial assets measured at FVTPL	(65.62)	78.29
Other income		
Rent received	0.13	0.12
Net profit on sale of property, plant and equipment	-	4.04
Miscellaneous income	17.47	12.55
Exchange Difference (Net)	15.51	-
Total	448.51	267.94

29. COST OF MATERIALS CONSUMED

	For the year ended 31 March 2023	For the year ended 31 March 2022
Raw materials consumed		
Opening inventory (Refer note 12)	2,770.87	2,651.68
Add: Purchases	17,516.06	16,777.85
	20,286.93	19,429.53
Less: Closing inventory (Refer note 12)	3,735.85	2,770.87
	16,551.08	16,658.66
Containers and packing materials consumed		
Opening inventory (Refer note 12)	359.66	369.94
Add: Purchases	1,973.03	1,809.82
	2,332.69	2,179.76
Less: Closing inventory (Refer note 12)	316.04	359.66
	2,016.65	1,820.10
Total cost of materials consumed	18,567.73	18,478.76

30. CHANGES IN INVENTORIES OF FINISHED GOODS, WORK IN PROGRESS AND STOCK-IN-TRADE

	For the year ended 31 March 2023	For the year ended 31 March 2022
Opening inventories :		
Work in progress (Refer note 12)	656.84	435.69
Finished goods (Refer note 12)	5,347.80	3,695.21
Stock-in-trade (Refer note 12)	190.64	355.28
Less: Closing inventories:		
Work in progress (Refer note 12)	454.62	656.84
Finished goods (Refer note 12)	4,144.60	5,347.80
Stock-in-trade (Refer note 12)	132.27	190.64
Changes in inventories:		
Work in progress	202.22	(221.15)
Finished goods	1,203.20	(1,652.59)
Stock-in-trade	58.37	164.64
Total	1,463.79	(1,709.10)

NOTES TO CONSOLIDATED IND AS FINANCIAL STATEMENTS

FOR THE YEAR ENDED 31 MARCH 2023

(Currency: Indian Rupees in Millions, unless otherwise stated)

31. EMPLOYEE BENEFITS EXPENSE

	For the year ended 31 March 2023	For the year ended 31 March 2022
Salaries, wages and bonus etc.	1,902.97	1,758.98
Contribution to provident and other funds (Refer note 43)	106.64	95.26
Gratuity expense (Refer note 43)	41.79	63.42
Staff welfare expenses	132.33	102.47
	2,183.73	2,020.13

32. FINANCE COSTS

	For the year ended 31 March 2023	For the year ended 31 March 2022
Interest expenses on leased liabilities	38.52	47.18
Others	15.42	14.49
	53.94	61.67

33. OTHER EXPENSES

	For the year ended 31 March 2023	For the year ended 31 March 2022
Other expenses		
Processing / Sub-contracting charges	62.87	68.84
Contract and labour charges	299.45	309.76
Carriage and freight	737.74	908.07
Power and fuel	386.40	346.43
Stores and spares consumed	85.70	87.20
Repairs and maintenance		
Buildings	4.33	2.90
Plant and equipment	124.51	123.33
Others	39.09	42.42
Rent	39.28	28.34
Rates and taxes	33.24	43.24
Insurance	69.53	55.46
Travelling and conveyance	250.87	181.28
Sales promotion and advertisement	468.26	398.61
Donations	0.49	12.73
Clearing & forwarding charges	75.92	77.58
Corporate social responsibility (Refer note 47)	89.07	66.29
Expected credit loss allowance on trade receivables (Refer note 14)	208.98	230.11
Bad Debts written off	1.29	-
Directors sitting fees	1.10	1.27
Property, plant and equipment written off	1.32	0.28
Exchange difference (net)	-	14.76
Research and development expenses	11.25	12.03
Product testing expenses	2.74	4.59
Communication expenses	7.53	7.39
Legal and professional fees	102.98	87.57
Bank charges	8.12	18.10
Payment to auditors	7.53	6.36
Security charges	26.09	21.77
Vehicle Related Expenses	154.58	141.80
Miscellaneous expenses	253.43	214.48
	3,553.69	3,512.99

NOTES TO CONSOLIDATED IND AS FINANCIAL STATEMENTS

FOR THE YEAR ENDED 31 MARCH 2023

(Currency: Indian Rupees in Millions, unless otherwise stated)

34. INCOME TAXES

A. The major components of income tax expenses for the year is as under:

(i) Income tax recognised in the statement of profit and loss:

	For the year ended 31 March 2023	For the year ended 31 March 2022
Income tax expense		
In respect of current year	1,673.39	1,436.88
Adjustment of current tax in respect of earlier years	-	-
On remeasurements of the defined benefit plans	6.84	9.16
Deferred tax charge		
Origination and reversal of temporary difference	4.18	38.60
Adjustment of deferred tax in respect of earlier years	(157.90)	46.38
Total tax expense recognised in the statement of profit and loss	1,526.51	1,531.02

B. Reconciliation of tax expenses and the accounting profit multiplied by India's domestic tax rate for 31 March 2023 and 31 March 2022

	For the year ended 31 March 2023	For the year ended 31 March 2022
Profit before tax	6,541.76	5,757.31
Statutory income tax rate	25.168%	25.168%
Expected tax expenses	1,646.43	1,449.00
Effects of adjustment to reconcile the expected tax expenses to reported tax expenses:		
Tax effect on non-deductible expenses	28.69	23.23
Deduction under section 80JJAA	(0.27)	(1.11)
Tax effect on deductible income	(0.37)	(1.12)
Difference in higher tax rate due to different jurisdiction	3.10	2.17
Others	6.83	12.47
	1,684.41	1,484.64
Effect of adjustment of tax expenses in respect of earlier years	(157.90)	46.38
Total tax expense in the statement of profit and loss	1,526.51	1,531.02

35. THE MAJOR COMPONENTS OF DEFERRED TAX (LIABILITIES) / ASSETS ARISING ON ACCOUNT OF TEMPORARY DIFFERENCES ARE AS FOLLOWS:

Movement during the year 01 April 2022 to 31 March 2023	Net deferred tax asset/ (liability) 01 April 2022	(Charged) / Credit to statement of profit and loss	Net deferred tax asset/ (liability) 31 March 2023
Depreciation	(365.44)	13.32	(352.12)
Allowances for receivables, loans and other assets	58.29	-	58.29
Fair value gain/(loss) on investments	(31.07)	16.56	(14.51)
Expenses allowable on payment basis	69.96	1.07	71.03
Amortisation of expenses u/s 35 DD	34.60	(19.05)	15.55
Lease liabilities	94.59	(9.09)	85.50
Deferred tax liabilities (net)	(139.07)	2.81	(136.26)

NOTES TO CONSOLIDATED IND AS FINANCIAL STATEMENTS

FOR THE YEAR ENDED 31 MARCH 2023

(Currency: Indian Rupees in Millions, unless otherwise stated)

Movement during the year 01 April 2021 to 31 March 2022	Net deferred tax asset/ (liability) 01 April 2021	(Charged) / Credit to statement of profit and loss	Net deferred tax asset/ (liability) 31 March 2022
Depreciation	(358.36)	(7.08)	(365.44)
Allowances for receivables, loans and other assets	58.29	-	58.29
Fair value gain/(loss) on investments	0.03	(31.10)	(31.07)
Expenses allowable on payment basis	86.82	(16.86)	69.96
Amortisation of expenses u/s 35 DD	53.65	(19.05)	34.60
Lease liabilities	84.02	10.57	94.59
Other temporary differences	25.15	(25.15)	-
Deferred tax liabilities (net)	(50.40)	(88.67)	(139.07)

The Group offsets tax assets and liabilities if and only if it has a legally enforceable right to set off current tax assets and current tax liabilities and the deferred tax assets and deferred tax liabilities relate to income taxes levied by the same tax authority.

The Group does not have any intention to dispose of its freehold and leasehold land in the foreseeable future, therefore, deferred tax asset on indexation benefit in relation to these assets has not been recognised.

The Holding company does not have any tax losses carried forward as at 31 March 2023 and 31 March 2022.

36 EARNINGS PER SHARE (EPS)

Basic EPS amounts are calculated by dividing the profit for the year attributable to owners of the Group by the weighted average number of equity shares outstanding during the year.

For the purpose of calculating diluted earnings per share, the net profit for the year attributable to equity shareholders and the weighted average number of shares outstanding during the year is adjusted for the effects of all dilutive potential equity shares. There are no dilutive impacts, therefore basic EPS and diluted EPS is same.

	Year ended 31 March 2023	Year ended 31 March 2022
Earnings per share has been computed as under:		
Profit attributable to owners of the Group for basic earnings (A)	5,022.09	4,235.45
Weighted average number of equity shares for the purpose of basic and dilutive earnings per share		
Number of shares at the beginning of the year	499,145,736	499,145,736
Number of equity shares outstanding at the end of the year (B)	499,145,736	499,145,736
Basic and diluted earnings per share (Face value of ₹ 10 each) [(A) / (B)] (in ₹)	10.06	8.49

37 CAPITAL MANAGEMENT

The Group's policy is to maintain a strong capital base so as to maintain creditor and market confidence and to sustain future development of the business. Management monitors the return on capital as well as the level of dividends to ordinary shareholders. For the purpose of the Group's capital management, capital includes issued capital and all other equity reserves attributable to the equity shareholders of the Group. The primary objective of the Group when managing capital is to safeguard its ability to continue as a going concern and maximise the shareholder's value. The Group has adequate cash and bank balances. The Group monitors its capital by a careful scrutiny of the

cash and bank balances and a regular assessment of any debt requirements.

38 RELATED PARTY DISCLOSURES

A Names of the related parties where control exists irrespective of whether transactions have occurred or not:

(1) Ultimate Holding Company

Sumitomo Chemical Company, Limited

(2) Post Employment Benefit Plans entity

Sumitomo Chemical India Gratuity Trust
Sumitomo Chemical India Superannuation Trust (Formerly known as Excel Crop Care Superannuation Trust)

NOTES TO CONSOLIDATED IND AS FINANCIAL STATEMENTS

FOR THE YEAR ENDED 31 MARCH 2023

(Currency: Indian Rupees in Millions, unless otherwise stated)

B Names of other related parties with whom transactions have taken place during the year:

(1) Fellow subsidiaries

Valent BioSciences LLC
Sumitomo Chemical Asia Pte Limited
Mycorrhizal Applications, LLC
Sumitomo Chemical Colombia S.A.S
Sumitomo Chemical Argentina S.A
Sumitomo Chemical Vietnam Company Limited
Sumitomo Chemical Brasil Industria Quimica S.A
Sumitomo Chemical Australia Pty Limited
Sumitomo Chemical Philippines, Inc
Sumitomo Chemical Agro Europe S.A.S.

(2) Key Management Personnel ("KMP")

i) Executive directors

Chetan Shah (Managing Director)
Sushil Marfatia (Executive Director)

ii) Non executive directors

Dr. Mukul G. Asher
Hiroyoshi Mukai
B. V. Bhargava
Ninad D Gupte
Tadashi Katayama
Preeti Mehta
Masanori Uzawa

iii) Chief Financial Officer

Anil Nawal

iv) Company Secretary

Pravin D Desai (uptill 31 March 2023)
Deepika Trivedi (from 01 April 2023)

(3) Relatives of KMP

Minoti Ninad Gupte (Wife of Ninad Gupte)
Pragnya Mukulchandra Asher (Wife of Mukul Asher)
Chetna Pravin Desai (Wife of Pravin Desai)

(4) Enterprises controlled by key management personnel and their relatives:

Kanga & Company
Parksons Packaging Limited

Disclosures of all transactions between the Group and the related parties and the status of outstanding balances.

	For the year ended 31 March 2023	For the year ended 31 March 2022
Sale of goods (Net of rebate and discount)		
Sumitomo Chemical Company, Limited	1,598.05	1,208.25
Sumitomo Chemical Asia Pte Limited	2.91	-
Sumitomo Chemical Agro Europe S.A.S.	136.67	-
Sumitomo Chemical Colombia S.A.S.	53.93	78.96
Sumitomo Chemical Argentina S.A.	135.92	307.26
Sumitomo Chemical Vietnam Company Limited	2.95	2.76
Sumitomo Chemical Brasil Industria Quimica S.A.	2,598.85	2,020.57
Sale of services		
Sumitomo Chemical Company, Limited	0.84	0.84
Purchase of goods		
Sumitomo Chemical Company, Limited	4,070.01	3,762.69
Valent BioSciences LLC	782.54	531.07
Mycorrhizal Applications, LLC	99.17	45.28
Parksons Packaging Limited	-	14.32
Purchase of services		
Sumitomo Chemical Company, Limited	3.85	4.67
Sumitomo Chemical Brasil Industria Quimica S.A. (**)	10.77	10.34
Sumitomo Chemical Asia Pte Limited	0.19	2.45
Kanga & Company	0.24	3.70
Commission income		
Sumitomo Chemical Company, Limited	2.03	5.26

NOTES TO CONSOLIDATED IND AS FINANCIAL STATEMENTS

FOR THE YEAR ENDED 31 MARCH 2023

(Currency: Indian Rupees in Millions, unless otherwise stated)

	For the year ended 31 March 2023	For the year ended 31 March 2022
Miscellaneous income - Technical service		
Sumitomo Chemical Company, Limited	3.17	4.76
Valent BioSciences LLC	8.18	1.81
Reimbursement of expenses (net)		
Sumitomo Chemical Company, Limited	6.21	6.06
Valent BioSciences LLC	(5.54)	(17.76)
Commission expense		
Sumitomo Chemical Australia Pty Limited	1.14	3.79
Sumitomo Chemical Philippines, Inc	0.26	0.45
Contribution to funds		
Sumitomo Chemical India Gratuity Trust (*)	26.98	82.72
Sumitomo Chemical India Superannuation Trust (Formerly known as Excel Crop Care Superannuation Trust)	19.64	20.07
Payment on behalf of		
Sumitomo Chemical India Gratuity Trust (*)	45.65	54.24
Dividend paid		
Sumitomo Chemical Company, Limited	374.36	299.49
Remuneration		
Chetan Shah	80.04	72.03
Sushil Marfatia	26.64	23.84
Anil Nawal	11.89	11.70
Pravin D Desai	8.88	8.17
Dividend paid to KMP and their relatives	0.02	0.01
Payments to non-executive directors (including sitting fees)		
Mukul Ashar	3.95	2.76
Preeti Mehta	3.92	2.77
B. V. Bhargava	3.90	2.73
Ninad D Gupte	0.13	0.21

Disclosures of transactions between the Group and the related parties and the status of outstanding balances (continued)**Outstanding as at 31 March 2023:**

	As at 31 March 2023	As at 31 March 2022
Trade receivables		
Sumitomo Chemical Company, Limited	442.88	177.73
Valent BioSciences LLC	10.00	11.39
Sumitomo Chemical Agro Europe S.A.S.	24.18	-
Sumitomo Chemical Colombia S.A.S.	30.66	48.09
Sumitomo Chemical Argentina S.A.	135.92	168.87
Sumitomo Chemical Brasil Industria Quimica S.A.	1,411.78	1,676.11
Other receivables		
Sumitomo Chemical India Gratuity Trust (*)	2.43	20.90
Trade payables		
Sumitomo Chemical Company, Limited	1,852.36	1,868.74
Valent BioSciences LLC	429.34	207.99
Mycorrhizal Applications, LLC	45.47	23.57
Sumitomo Chemical Asia Pte Limited	0.17	2.21
Sumitomo Chemical Australia Pty Limited	0.19	2.18
Sumitomo Chemical Brasil Industria Quimica S A (**)	10.77	7.45
Parksons Packaging Limited	-	1.26
Commission payable to directors	48.40	40.99

NOTES TO CONSOLIDATED IND AS FINANCIAL STATEMENTS

FOR THE YEAR ENDED 31 MARCH 2023

(Currency: Indian Rupees in Millions, unless otherwise stated)

(*) The previous year figures includes amount related to Excel Crop Care Gratuity Trust, which got merged in Sumitomo Chemical India Gratuity Trust

(**) The previous year figures includes amount related to Sumitomo Chemical Do Brazil Representacoes Limited, which got merged in Sumitomo Chemical Brazil Industria Quimica S A

Terms and conditions of transactions with related parties

All related party transactions entered during the year were in ordinary course of the business and are on arm's length basis.

For the year ended 31 March 2023, the Group has not recorded any impairment of receivables relating to amounts owed by related parties. This assessment is undertaken each financial year through examining the financial position of the related party and the market in which the related party operates.

The above remuneration to key management personnel compensation excludes provision for gratuity and compensated absences, since these are provided on the basis of an actuarial valuation of the Group's liability to all its employees.

39 LEASES

The Group has lease contract for it's office premises and it's storage location with lease terms between 1 year to 9 years. The Group's obligations under it's leases are secured by the lessor's titles to the lease assets. Generally, the Group is restricted from assigning and sub leasing the leased assets.

The Group also has certain leasees of office premises and storage locations with lease terms of 12 months or less. The Group applies the 'short term lease' recognition exemption for these leases.

a) The movement in lease liabilities is as follows:

Particulars	For the year ended 31 March 2023	For the year ended 31 March 2022
Opening balances	375.84	326.35
Payment of lease liabilities	(210.67)	(211.71)
New leases	136.03	214.02
Accretion in interest	38.52	47.18
Closing balance	339.72	375.84
Non-current	177.45	247.19
Current	162.27	128.65
	339.72	375.84

b) Amount recognised in the statement of profit and loss

Particulars	Classified under	For the year ended 31 March 2023	For the year ended 31 March 2022
Depreciation of right-of-use assets	Depreciation and amortisation expense	167.38	165.65
Interest expenses on lease assets	Finance costs	38.52	47.18
Expenses relating to short term leases	Other expenses	39.28	28.34

- c) (i) The details of carrying amount and movement during the year is disclosed in note 5.
(ii) The effective interest rate for lease liabilities is 10%. The maturity is between 2022 to 2031.
(iii) The maturity analysis of lease liability are disclosed in note 41b liquidity risk management.

NOTES TO CONSOLIDATED IND AS FINANCIAL STATEMENTS

FOR THE YEAR ENDED 31 MARCH 2023

(Currency: Indian Rupees in Millions, unless otherwise stated)

40 FINANCIAL INSTRUMENTS

A. Accounting classification and fair value hierarchy

Carrying amounts and fair values of financial assets and financial liabilities, including their levels in the fair value hierarchy, are presented below.

As at 31 March 2023	Carrying amount/ Fair value				Fair value hierarchy			
	FVTPL	FVTOCI	Amortised Cost	Total	Level 1	Level 2	Level 3	Total
Financial assets								
Non-current								
Investments	-	-	1.15	1.15	-	-	-	-
Loans	-	-	6.49	6.49	-	-	-	-
Security deposits	-	-	57.82	57.82	-	-	-	-
Deposits with banks and corporates	-	-	300.10	300.10	-	-	-	-
Current								
Equity instruments in Tata Steel Limited	0.44	-	-	0.44	0.44	-	-	0.44
Investment in mutual fund	2,387.15	-	-	2,387.15	2,387.15	-	-	2,387.15
Loans	-	-	5.11	5.11	-	-	-	-
Derivatives assets	15.70	-	-	15.70	-	15.70	-	15.70
	2,403.29	-	370.67	2,773.96	2,387.59	15.70	-	2,403.29
Financial liabilities								
Non current								
Lease liability	-	-	177.45	177.45	-	-	-	-
Current								
Trade payables	-	-	4,906.12	4,906.12	-	-	-	-
Liability towards lease asset	-	-	162.27	162.27	-	-	-	-
Derivative liabilities	10.35	-	-	10.35	-	10.35	-	10.35
Other financial liabilities	-	-	3,651.53	3,651.53	-	-	-	-
	10.35	-	8,897.37	8,907.72	-	10.35	-	10.35
As at 31 March 2022								
	Carrying amount/ Fair value				Fair value hierarchy			
	FVTPL	FVTOCI	Amortised cost	Total	Level 1	Level 2	Level 3	Total
Financial assets								
Non-current								
Investments	-	-	1.15	1.15	-	-	-	-
Loans	-	-	7.54	7.54	-	-	-	-
Security deposits	-	-	59.90	59.90	-	-	-	-
Deposits with banks and corporates	-	-	240.09	240.09	-	-	-	-
Current								
Equity instruments in Tata Steel Limited	0.64	-	-	0.64	0.64	-	-	0.64
Investment in mutual fund	3,559.58	-	-	3,559.58	3,559.58	-	-	3,559.58
Loans	-	-	4.67	4.67	-	-	-	-
Derivatives assets	11.18	-	-	11.18	-	11.18	-	11.18
	3,571.40	-	313.35	3,884.75	3,560.22	11.18	-	3,571.40
Financial liabilities								
Non current								
Lease liability	-	-	247.19	247.19	-	-	-	-
Current								
Trade payables	-	-	5,171.89	5,171.89	-	-	-	-
Liability towards lease asset	-	-	128.65	128.65	-	-	-	-
Derivative liabilities	9.58	-	-	9.58	-	9.58	-	9.58
Other financial liabilities	-	-	3,987.66	3,987.66	-	-	-	-
	9.58	-	9,535.39	9,544.97	-	9.58	-	9.58

NOTES TO CONSOLIDATED IND AS FINANCIAL STATEMENTS

FOR THE YEAR ENDED 31 MARCH 2023

(Currency: Indian Rupees in Millions, unless otherwise stated)

Notes:

- i) Abbreviation
FVTPL - Fair valuation through profit and loss
FVTOCI - Fair value through other comprehensive income
- ii) The investments does not include equity investment which are carried at cost and hence not required to be disclosed as per Ind AS 107 "Financial instruments disclosures"
- iii) The management has assessed that the fair value of cash and cash equivalents, other balances with banks, loans, trade receivables, other financial assets, lease liabilities, trade payables and other financial liabilities approximate their carrying amounts largely due to the short term maturities of these instruments.
- iv) The Group uses the following hierarchy to determining end or disclosing the fair value of financial instruments by valuation techniques.
Level 1 – Quoted (unadjusted) market prices in active markets for identical assets or liabilities;
Level 2 – Valuation techniques for which the lowest level input that is significant to the fair value measurement is directly or indirectly observable;
Level 3 – Valuation techniques for which the lowest level input that is significant to the fair value measurement is unobservable.
- v) The fair value of the financial assets and liabilities is included at the amount at which the instrument could be exchanged in a current transaction between willing parties.
The following methods and assumptions were used to estimate the fair values:
The fair value of quoted equity investment and mutual funds are based on price quotations at the reporting date.
The Group enters into derivative financial instruments with various counterparties, principally with banks. Foreign exchange forward contracts are valued using valuation techniques, which employs the use of market observable inputs. The model incorporates various inputs including the credit quality of counter parties, foreign exchange spot and forward rates
- vi) There were no transfers between level 1 and 2 during the year.

41 FINANCIAL RISK MANAGEMENT OBJECTIVES AND POLICIES

The activities of the Group exposes it to a number of financial risks namely market risk, credit risk and liquidity risk. The Group seeks to minimize the potential impact of unpredictability of the financial markets on its financial performance.

The Group's board of directors has overall responsibility for the establishment and oversight of the Group's risk management framework. The board of directors is responsible for developing and monitoring the Group's risk management policies.

The Group's risk management policies are established to identify and analyse the risks faced by the Group, to set appropriate risk limits and controls and to monitor risks and adherence to limits. Risk management policies and systems are reviewed regularly to reflect changes in market conditions and the Group's activities. The Group, through its training and management standards and procedures, aims to maintain a disciplined and constructive control environment in which all employees understand their roles and obligations.

a. Management of credit risk

Credit risk refers to the risk of default on its obligations by a counterparty to the Group resulting in a financial loss to the Group. The Group is exposed to credit risk from its operating activities (trade receivables) and investment securities.

Credit risk is managed through credit approvals, establishing credit limits and continuously monitoring the creditworthiness of customers to which the Group grants credit terms in the normal course of business. The Group establishes an allowance for doubtful debts and impairment that represents its estimate of default rates over expected life of trade receivables and is adjusted for forward looking estimates.

The Group's exposure to credit risk is influenced mainly by the individual characteristics of each customer. The demographics of the customer, including the default risk of the industry and country in which the customer operates, also has an influence on credit risk assessment. The Group has no concentration of credit risk as the customer base is widely distributed.

Summary of the ageing for trade receivables are as follows:

NOTES TO CONSOLIDATED IND AS FINANCIAL STATEMENTS

FOR THE YEAR ENDED 31 MARCH 2023

(Currency: Indian Rupees in Millions, unless otherwise stated)

Particulars	Carrying amount as at 31 March 2023		
	Estimated total gross carrying amount at default	ECL- simplified approach	Net carrying amount
Not due & Due < 181 days	9,108.54	129.32	8,979.22
Past due			
181 Days to 1 Year	359.76	123.46	236.30
> 1 Year to 2 Year	309.15	64.05	245.10
> 2 Year to 3 Year	212.43	212.43	-
Above 3 Year	350.07	350.07	-
	10,339.95	879.33	9,460.62

Expected credit loss assessment for customers as at 31 March 23:

The Group allocates each exposure to a credit risk grade based on a variety of data that is determined to be predictive of the risk of loss (e.g. timeliness of payments, available press information etc.) and applying experienced credit judgement. Exposures to customers outstanding at the end of each reporting period are reviewed by the Group to determine incurred and expected credit losses. Historical trends of impairment of trade receivables do not reflect any significant credit losses. Given that the macro economic indicators affecting customers of the Group have not undergone any substantial change, the Group expects the historical trend of minimal credit losses to continue.

The movement in the allowance for impairment in respect of trade and other receivables during the period was as follows.

Particulars	Amount
Balance as at 01 April 2021	440.25
Add: Impairment loss recognised / (reversed) (Refer note 33)	230.11
Less: Amounts written off (Refer note below)	0.11
Balance as at 31 March 2022	670.25
Add: Impairment loss recognised (Refer note 33)	208.98
Add: Exchange difference on revaluation of foreign debtors	0.10
Balance as at 31 March 2023	879.33

The impairment loss at 31 March 2023 related to several customers that have defaulted on their payments to the Group and are not expected to be able to pay their outstanding balances, mainly due to economic circumstances.

Investments

The Group limits its exposure to credit risk by investing in liquid securities and only with counterparties that have a good credit rating. The Group does not expect any losses from non-performance by these counter-parties, and does not have any significant concentration of exposures to specific industry sectors or specific country risks.

Other than trade and other receivables, the Group has no other financial assets that are past due but not impaired.

b. Liquidity risk

Liquidity risk is the risk that the Group will encounter difficulty in meeting the obligations associated with its financial liabilities that are settled by delivering cash or another financial asset. The Group's approach to managing liquidity is to ensure, as far as possible, that it will have sufficient liquidity to meet its liabilities when they are due, under both normal and stressed conditions, without incurring unacceptable losses or risking damage to the Group's reputation.

The Group has an established liquidity risk management framework for managing its short term, medium term and long term funding and liquidity management requirements. The Group's

NOTES TO CONSOLIDATED IND AS FINANCIAL STATEMENTS

FOR THE YEAR ENDED 31 MARCH 2023

(Currency: Indian Rupees in Millions, unless otherwise stated)

exposure to liquidity risk arises primarily from mismatches of the maturities of financial assets and liabilities. The Group manages the liquidity risk by maintaining adequate funds in cash and cash equivalents. The Group also has adequate credit facilities sanctioned with banks to ensure that there is sufficient cash to meet all its normal

operating commitments in a timely and cost-effective manner.

Exposure to liquidity risk

The following are the remaining contractual maturities of financial liabilities at the reporting date. The amounts are gross and undiscounted.

31 March 2023	Contractual cash flows				
Particulars	Carrying amount	Total	Upto 1 year	1-5 years	More than 5 years
Non-derivative financial liabilities					
Lease liabilities	339.72	454.26	193.15	213.17	47.94
Trade payables	4,906.12	4,906.12	4,906.12	-	-
Other financial liabilities	3,651.53	3,651.53	3,651.53	-	-
Derivative financial liabilities					
Current liabilities					
Forward exchange contracts	10.35	10.35	10.35	-	-
	8,907.72	9,022.26	8,761.15	213.17	47.94

31 March 2022	Contractual cash flows				
Particulars	Carrying amount	Total	Upto 1 year	1-5 years	More than 5 years
Non-derivative financial liabilities					
Lease liabilities	375.84	454.26	193.15	213.17	47.94
Trade payables	5,171.89	5,171.89	5,171.89	-	-
Other financial liabilities	3,987.66	3,987.66	3,987.66	-	-
Derivative financial liabilities					
Current liabilities					
Forward exchange contracts	9.58	9.58	9.58	-	-
	9,544.97	9,623.39	9,362.28	213.17	47.94

c. Market risk

Market risk is the risk that the fair value or future cash flows of a financial instrument will fluctuate because of changes in market prices. Market risk comprises of three types of risks: interest rate risk, price risk and currency rate risk. Financial instruments affected by market risk includes foreign currency receivables/payables, investments and derivative financial instruments. The Group has international trade operations and is exposed to a variety of market risks, including currency and interest rate risks.

i) Currency risk

Currency risk is the risk that the fair value or future cash flows of a financial instrument will fluctuate because of changes in foreign

exchange rates. The Group has foreign currency trade payables and receivables and is therefore exposed to foreign exchange risk. The Group mitigates the foreign exchange risk by setting appropriate exposure limits, periodic monitoring of the exposures and hedging exposures using derivative financial instruments like foreign exchange forward contracts. The exchange rates have been volatile in the recent years and may continue to be volatile in the future. However the operating results and financials of the Group may not be impacted due to volatility of the rupee against foreign currencies as the exposure is generally fully hedged.

NOTES TO CONSOLIDATED IND AS FINANCIAL STATEMENTS

FOR THE YEAR ENDED 31 MARCH 2023

(Currency: Indian Rupees in Millions, unless otherwise stated)

Exposure to currency risk (Exposure in different currencies converted to functional currency i.e. Rupees)

The currency profile of financial assets and financial liabilities as at 31 March 2023 and 31 March 2022 are as below:

	31 March 2023	31 March 2023	31 March 2023	31 March 2023
	US\$	EURO	AED	Others
Financial assets				
Cash and cash equivalents	2.37	0.77	-	1.52
Trade and other receivables	3,272.83	-	189.00	-
	3,275.20	0.77	189.00	1.52
Financial liabilities				
Trade and other payables	1,822.65	0.26	-	7.48
	1,822.65	0.26	-	7.48
Net statement of financial position exposure	1,452.55	0.51	189.00	(5.96)
Forward exchange contracts - Sell	2,857.16	-	161.43	-
Forward exchange contracts - Buy*	(1,939.57)	-	-	-

* includes forward contracts for goods-in-transits

	31 March 2022	31 March 2022	31 March 2022	31 March 2022
	US\$	EURO	AED	Others
Financial assets				
Cash and cash equivalents	3.79	0.03	-	1.02
Trade and other receivables	2,896.06	4.76	-	-
	2,899.85	4.79	-	1.02
Financial liabilities				
Trade and other payables	1,097.01	3.17	-	6.84
	1,097.01	3.17	-	6.84
Net statement of financial position exposure	1,802.84	1.62	-	(5.82)
Forward exchange contracts - Sell	2,797.45	4.65	-	-
Forward exchange contracts - Buy	(1,048.39)	-	-	-

Sensitivity analysis

A reasonably possible strengthening (weakening) of the Indian Rupee against US Dollars and EURO would have affected the measurement of financial instruments denominated in US dollars and EURO and affected the profit and loss by the amounts shown below. This analysis assumes that all other variables, in particular interest rates, remain constant and ignores any impact of forecast sales and purchases.

Effect in Rupees	Profit or loss	
	Strengthening	Weakening
31 March 2023		
1% movement		
US\$	(23.70)	23.70
EUR	(0.01)	0.01
AED	(3.50)	3.50
Others	0.06	(0.06)
	(27.15)	27.15

Effect in Rupees	Profit or loss	
	Strengthening	Weakening
31 March 2022		
1% movement		
US\$	(35.52)	35.52
EUR	(0.06)	0.06
Others	0.06	(0.06)
	(35.52)	35.52

NOTES TO CONSOLIDATED IND AS FINANCIAL STATEMENTS

FOR THE YEAR ENDED 31 MARCH 2023

(Currency: Indian Rupees in Millions, unless otherwise stated)

ii) Interest rate risk

Interest rate risk can be either fair value interest rate risk or cash flow interest rate risk. Fair value interest rate risk is the risk of changes in fair values of fixed interest bearing investments because of fluctuations in the interest rates. Cash flow interest rate risk is the risk that the future cash flows of floating interest bearing investments will fluctuate because of fluctuations in the interest rates.

Interest rate risk is the risk that the fair value or future cash flows of a financial instrument will fluctuate because of changes in market interest rates. The Group does not have any significant exposure to interest rate risks since its investments are in Debt mutual funds.

Exposure to interest rate risk

The interest rate risk arises primarily from borrowings. Since there are no borrowings in the current year, the interest rate profile of the Group's interest-bearing financial instruments is ₹ Nil.

Fair value sensitivity analysis for fixed-rate instruments

The Group does not account for any fixed-rate borrowings at fair value through profit or loss. Therefore, a change in interest rates at the reporting date would not affect profit or loss

iii) Equity risk

The Group's investments in listed and non-listed equity securities are susceptible to market price risk arising from uncertainties in the financial market. The investment in listed and unlisted equity securities are not significant.

42 SEGMENT INFORMATION

Till 31 March 2022, the Group had two primary reportable segments namely Agro Chemicals and Others (environmental health division and animal nutrition division) and accordingly segment disclosure was made by the Group. Currently, percentage of revenue, results and combined asset of 'Other Segment' to the total is much less than quantitative threshold limit prescribed in the Indian Accounting Standard 108 'Operating Segments'. Further, considering expected future growth of products in 'Other Segment' and reporting structure of the Group, the management has decided not to consider 'Other Segment' as reportable segment. Accordingly, there is no separate disclosure for segment

A Geographic information

Further, the Group has considered the export operations as a separately identifiable geographic segment due to operations in the Japan and other countries. The Group has identified secondary segments based on geographic locations and has reported India and outside India as geographic segments as below:

Segment revenue	As at 31 March 2023	As at 31 March 2022
India	26,069.76	23,655.14
Outside India	8,663.65	6,669.99
Total revenue	34,733.41	30,325.13

Segment assets*	As at 31 March 2023	As at 31 March 2022
India	30,223.63	27,218.90
Outside India	3,467.49	2,877.35
Total assets	33,691.12	30,096.25

*Non-current assets are excluding financial instruments and deferred tax assets.

B. Information about major customers

The Group does not have any customer, with whom revenue from transactions is more than 10% of Group's total revenue.

NOTES TO CONSOLIDATED IND AS FINANCIAL STATEMENTS

FOR THE YEAR ENDED 31 MARCH 2023

(Currency: Indian Rupees in Millions, unless otherwise stated)

43 EMPLOYEE BENEFITS

The Group contributes to the following post-employment plans.

(A) Defined contribution plans:

- I) Provident fund is a defined contribution scheme established under a state plan.
- II) Superannuation fund is a defined contribution scheme. The scheme is funded with an insurance company in the form of a qualifying insurance policy.
- III) Contribution to Employees State Insurance Corporation (ESIC)

Current service cost included under the head - Contribution to provident fund and other funds in note 31 'Employee benefits expense':

	31 March 2023	31 March 2022
Provident fund and family pension fund	79.07	65.79
Superannuation fund	19.64	20.07
ESIC	2.43	2.09
Other funds	5.50	7.31
	106.64	95.26

(B) Defined benefit plan:

Gratuity plan is classified as a defined benefit plan as the Group's obligation is to provide agreed benefit plan to members. Actuarial and investment risks are borne by the Group.

The most recent actuarial valuation of plan assets and the present value of the defined benefit obligation for gratuity was carried out as at 31 March 2023. The present value of the defined benefit obligations and the related current service cost and past service cost, were measured using the Projected Unit Credit Method.

	31 March 2023	31 March 2022
Defined benefit obligation	511.84	509.73
Fair value of plan assets	497.21	482.74
Net defined benefit obligation	14.63	26.99

i. Movement in net defined benefit liability

The following table shows a reconciliation from the opening balances to the closing balances for net defined benefit (asset) liability and its components

	Defined benefit obligation		Fair value of plan assets		Net defined benefit (asset) liability	
	31 March 2023	31 March 2022	31 March 2023	31 March 2022	31 March 2023	31 March 2022
Opening balance	509.72	506.89	482.74	424.21	26.98	82.68
Included in profit or loss:						
Current service cost	41.71	59.48	-	-	41.71	59.48
Interest cost (income)	33.31	33.06	33.22	29.12	0.09	3.94
Sub-total included in statement of profit and loss					41.80	63.42
	584.74	599.43	515.96	453.33	68.78	146.10
Included in OCI						
Remeasurement gain:						
Actuarial gain arising from:						
Financial assumptions	(21.48)	(8.11)	-	-	(21.48)	(8.11)
Experience adjustment	(5.77)	(26.35)	-	-	(5.77)	(26.35)
Return on plan assets excluding interest income	-	-	(0.08)	1.95	0.08	(1.95)
Sub-total included in OCI					(27.17)	(36.41)
	557.49	564.98	515.88	455.28	41.61	109.69

NOTES TO CONSOLIDATED IND AS FINANCIAL STATEMENTS

FOR THE YEAR ENDED 31 MARCH 2023

(Currency: Indian Rupees in Millions, unless otherwise stated)

	Defined benefit obligation		Fair value of plan assets		Net defined benefit (asset) liability	
	31 March 2023	31 March 2022	31 March 2023	31 March 2022	31 March 2023	31 March 2022
Other						
Contributions paid by the employer	-	-	26.98	82.72	(26.98)	(82.72)
Benefits paid	(45.65)	(55.25)	(45.65)	(55.26)	-	0.01
Closing balance	511.84	509.73	497.21	482.74	14.63	26.98

The components of defined benefit plan cost are as follows:

Particulars	31 March 2023	31 March 2022
Recognised in statement of profit and loss		
Current service cost	41.17	48.19
Net interest cost	0.08	1.41
Total	41.25	49.60
Recognised in other comprehensive income		
Remeasurement of net defined benefit liability/(asset)	(27.17)	(36.41)

ii. Plan assets

Plan assets comprise the following

	31 March 2023	31 March 2022
Insurer managed funds (Life Insurance Corporation of India)	100%	100%

iii. Actuarial assumptions

The following were the key actuarial assumptions at the reporting date (expressed as weighted averages).

	31 March 2023	31 March 2022
Discount rate	7.40%	7.00%
Future salary growth	9.75% p.a.	9.75% p.a.
Withdrawal rate	5% at younger ages reducing to 1% at older ages	5% at younger ages reducing to 1% at older ages
Mortality rate	Indian Assured Lives Mortality (2012-14) Table	Indian Assured Lives Mortality (2012-14) Table

iv. Sensitivity analysis

Reasonably possible changes at the reporting date to one of the relevant actuarial assumptions, holding other assumptions constant, would have affected the defined benefit obligation by the amounts shown below:

	31 March 2023		31 March 2022	
	Increase	Decrease	Increase	Decrease
Discount rate (0.50% movement)	486.99	538.93	472.32	525.76
Future salary growth (0.50% movement)	537.44	488.09	524.80	472.92
Withdrawal rate (10% movement)	509.89	511.98	486.11	490.49

Sensitivity analysis is performed by varying a single parameter while keeping all the other parameters unchanged.

Sensitivity analysis fails to focus on the interrelationship between underlying parameters.

Hence, the results may vary if two or more variables are changed simultaneously.

The method used does not indicate anything about the likelihood of change in any parameter and the extent of the change if any.

NOTES TO CONSOLIDATED IND AS FINANCIAL STATEMENTS

FOR THE YEAR ENDED 31 MARCH 2023

(Currency: Indian Rupees in Millions, unless otherwise stated)

v. Expected future cash flows

The expected future cash out-flows in respect of gratuity as at year end is as follows:

Particulars	31 March 2023	31 March 2022
Up to 1 year	72.44	54.41
Between 1-2 years	22.87	20.92
Between 2-6 years	101.78	98.16
6 to 10+ years	179.17	192.75

The average duration of the defined benefit plan obligation at the end of the reporting year is 9.88 years (31 March 2022: 12.85 years).

The contribution expected to be made by the Holding company during the financial year 2022-23 is ₹ 14.63 Millions

(C) Other long-term employee benefits:

Compensated absences are payable to employees at the rate of daily salary for each day of accumulated leave on death or on resignation or upon retirement. The charge towards compensated absences for the year ended 31 March 2023 based on actuarial valuation using the projected accrued benefit method is ₹ 37.15 Millions. (31 March 2022: ₹ 30.79 Millions) In the coming financial year it is expected to remain in the similar range.

44 CONTINGENT LIABILITIES AND COMMITMENTS**A) Contingent liabilities**

Particulars	As at 31 March 2023	As at 31 March 2022
A) Contingent liabilities		
a. In respect of tax matters		
Demand raised by authorities against which the Holding company has filed an appeal		
i) Income tax	118.62	67.86
ii) Excise duty	-	0.73
iii) Service tax	9.24	15.67
iv) Customs duty	28.68	2.30
v) VAT / Sales tax	0.50	3.10
vi) Goods and service tax	21.97	0.62
b. In respect of other matters		
Claims against the Holding company not acknowledged as debts	150.77	171.19
Total	329.78	261.47

The Group's pending litigations comprise of claims against the Group primarily by the consumers and proceedings pending with tax authorities. The Group has reviewed all its pending litigations and proceedings and has adequately provided for where provisions are required and disclosed contingent liabilities where applicable, in its financial statements. The Group does not expect the outcome of these proceedings to have a materially adverse effect on the financial statements. Future cash outflows/uncertainties, if any, in respect of above are determinable only on receipt of judgments/decisions pending with various forums/authorities.

It is not practicable for the Group to estimate the timings of cash outflows, if any, in respect of the above pending resolution of the respective proceedings as it is determinable only on receipt of judgments/decisions pending with various forums/authorities.

The Group does not expect any reimbursements in respect of the above contingent liabilities.

B) Capital commitments

	As at 31 March 2023	As at 31 March 2022
Estimated value of contracts in capital account remaining to be executed and not provided for (net of capital advances)	151.37	124.15

NOTES TO CONSOLIDATED IND AS FINANCIAL STATEMENTS

FOR THE YEAR ENDED 31 MARCH 2023

(Currency: Indian Rupees in Millions, unless otherwise stated)

45 TOTAL OUTSTANDING DUES OF MICRO AND SMALL ENTERPRISES (AS PER THE INTIMATION RECEIVED FROM VENDORS)

	As at 31 March 2023	As at 31 March 2022
The amounts remaining unpaid to micro and small suppliers as at the end of the year		
Principal	175.22	225.26
Interest	0.09	0.02
The amount of interest paid by the buyer as per the Micro, Small and Medium Enterprises Development Act, 2006 (MSMED Act, 2006)	-	-
The amounts of the payments made to micro and small suppliers beyond the appointed day during each accounting year	296.05	1,145.94
The amount of interest due and payable for the period of delay in making payment (which have been paid but beyond the appointed day during the year) but without adding the interest specified under MSMED Act, 2006	0.60	0.38
The amount of interest accrued and remaining unpaid at the end of each accounting period	0.69	0.40
The amount of further interest remaining due and payable even in the succeeding years, until such date when the interest dues as above are actually paid to the small enterprise for the purpose of disallowance as a deductible expenditure under the MSMED Act, 2006	0.69	0.40

* It includes amount payable in the nature of capital creditors as disclosed under note 24 - Other current financial liabilities

46 RESEARCH AND DEVELOPMENT EXPENDITURE

	As at 31 March 2023	As at 31 March 2022
(a) Research and development costs, as certified by the management, debited to the statement of profit and loss (in respective heads of accounts) are as under:		
(i) Revenue expenses	123.01	109.77
(ii) Depreciation and amortisation of expenses	10.83	11.28
	133.84	121.05
(b) Capital expenditure incurred during the year on research and development	7.76	9.28

47 CORPORATE SOCIAL RESPONSIBILITY

	As at 31 March 2023	As at 31 March 2022
(a) Gross amount required to be spent		
i) for current year	88.14	66.16
ii) for previous year	-	7.08
	88.14	73.24
(b) Amount approved by the Board to be spent during the year	89.07	66.29
(c) Amount spent during the year ending on 31 March 2023		
	In cash	Yet to be paid in cash
(i) Construction / acquisition of any assets	-	-
(ii) For previous year	-	-
(iii) On purpose other than (i) above	89.07	-
	89.07	89.07

NOTES TO CONSOLIDATED IND AS FINANCIAL STATEMENTS

FOR THE YEAR ENDED 31 MARCH 2023

(Currency: Indian Rupees in Millions, unless otherwise stated)

				As at 31 March 2023	As at 31 March 2022
(d)	Amount spent during the year ending on 31 March 2022	In cash	Yet to be paid in cash	Total	
(i)	Construction / acquisition of any assets	-	-	-	
(ii)	For previous year	7.08	-	7.08	
(iii)	On purpose other than (i) above	66.29	-	66.29	
		73.37	-	73.37	
e)	Details related to spent / unspent obligations:			31 March 2023	31 March 2022
i)	Contribution to public trust			45.37	26.03
ii)	Contribution to charitable trust			28.95	36.99
iii)	Others for current year			14.75	3.14
iv)	Others for previous year			-	7.08
v)	Unspent amount in relation to:				
-	Ongoing project			-	-
-	Other than ongoing project			-	-
				89.07	73.24
f)	Details of other than ongoing project			31 March 2023	31 March 2022
	Particulars				
a)	Opening balance				
-	With the Holding company			-	-
-	In separate CSR unspent A/c			89.07	66.29
b)	Amount required to be spent and approved by the Board during the year			-	-
c)	Amount spent during the year				
-	From Company's bank A/c			89.07	73.37
-	From separate CSR unspent A/c			-	-
d)	Closing balance				
-	With Company			-	-
-	In separate CSR unspent A/c			-	-

48 RATIO ANALYSIS AND ITS ELEMENTS

Ratio	Numerator	Denominator	Mar-23	Mar-22	% change	"Remarks / reasons for variance Refer note below"
Debt equity ratio (times)						Refer note v
Debt service coverage ratio (times)	Earnings available for debt service	Debt service	18.07	14.32	26.17%	Profit has increased as compared to previous year whereas liability has reduced.
Return on net worth (%) / ROE	Net profit after tax	Net worth	23.31%	24.42%	(4.56%)	
Current ratio (times)	Current assets	Current liabilities	2.99	2.47	20.97%	
Trade receivables turnover (in times)	Revenue from contracts with customer	Average trade receivable	3.88	3.59	8.27%	
Trade payables turnover (in times)	Expenses	Average trade payables	5.14	4.00	28.26%	Less credit term availed and increase in material cost

NOTES TO CONSOLIDATED IND AS FINANCIAL STATEMENTS

FOR THE YEAR ENDED 31 MARCH 2023

(Currency: Indian Rupees in Millions, unless otherwise stated)

Ratio	Numerator	Denominator	Mar-23	Mar-22	% change	"Remarks / reasons for variance Refer note below"
Inventory turnover (in times)	Cost of goods sold	Average inventory	2.51	2.27	10.62%	
Net profit ratio (%)	Net profit after tax	Revenue from operations	14.30%	13.84%	3.38%	
Net capital turnover (in times)	Revenue from operations	Working capital (Current assets - Current liabilities)	1.89	2.04	(7.20%)	
Return on investment (%)	Mutual fund, interest and dividend income	Average quarterly investments	5.75%	3.96%	45.16%	Investment in deposits and mutual fund has increased in current year
Return on capital employed (%)	EBIT	Capital employed	30.42%	33.37%	(8.84%)	

Note : Reason for variance has been given for those ratios whereby variation is more than 25% (+/-)

Abbreviations

- Earnings available for debt service - Profit before tax + interest expenses including interest expense on lease payments + depreciation and amortisation expenses
- Debt service - Interest expenses including interest expense on lease payments + repayment of lease liabilities.
- Net worth includes share capital and other equity
- Expenses includes cost of goods sold and other expenses excluding expected credit loss allowance, CSR, donations, insurance, directors sitting fees, PPE written off, exchange differences (net) and bank charges
- Since there is no borrowing, disclosure of debt equity ratio has not been disclosed.

49 STATUTORY GROUP INFORMATION AS REQUIRED UNDER SCHEDULE III TO THE COMPANIES ACT, 2013 WITH RESPECT TO CONSOLIDATED IND AS FINANCIAL STATEMENTS

Name of the entity	31 March 2023							
	Net Assets		Share in profit or (loss)		OCI		Total comprehensive income	
	As % of consolidated net assets	Amount	As % of consolidated profit or (loss)	Amount	As % of consolidated OCI	Amount	As % of consolidated total comprehensive income	Amount
1	2	3	4	5	6	7	8	9
Parent - Sumitomo Chemical India Limited	99.92%	23,799.09	100.24%	5,034.37	89.32%	20.33	100.20%	5,054.70
Subsidiaries								
<i>Foreign</i>								
2. Excel Crop Care (Africa) Limited	0.12%	27.61	(0.16%)	(7.88)	0.00%	-	(0.16%)	(7.88)
Adjustment arising out of consolidation	(0.04%)	(8.88)	-0.09%	(4.40)	10.68%	2.43	(0.04%)	(1.97)
TOTAL	100.00%	23,817.82	100.00%	5,022.09	100.00%	22.76	100.00%	5,044.85

NOTES TO CONSOLIDATED IND AS FINANCIAL STATEMENTS

FOR THE YEAR ENDED 31 MARCH 2023

(Currency: Indian Rupees in Millions, unless otherwise stated)

Name of the entity	31 March 2022							
	Net Assets		Share in profit or (loss)		OCI		Total comprehensive income	
	As % of consolidated net assets	Amount	As % of consolidated profit or (loss)	Amount	As % of consolidated OCI	Amount	As % of consolidated total comprehensive income	Amount
1	2	3	4	5	6	7	8	9
Parent - Sumitomo Chemical India Limited	99.85%	19,243.53	102.40%	4,337.27	114.30%	27.25	102.47%	4,364.52
Subsidiaries								
<i>Foreign</i>								
1. Excel Crop Care (Europe) NV (Refer note below)	0.00%	-	(0.14%)	(6.00)	0.00%	-	(0.14%)	(6.00)
2. Excel Crop Care (Africa) Limited	0.18%	34.59	-0.07%	(2.88)	0.00%	-	-0.07%	(2.88)
Adjustment arising out of consolidation	(0.03%)	(6.00)	-2.19%	(92.94)	-14.30%	(3.41)	-2.26%	(96.35)
TOTAL	100.00%	19,272.12	100.00%	4,235.45	100.00%	23.84	100.00%	4,259.29

Note : Excel Crop Care (Europe) NV, Belgium, an unlisted subsidiary of the Holding company has been voluntarily wound up effective 23 December 2021 since it was not having significant business / commercial activities / sales.

50 OTHER STATUTORY INFORMATION

- (i) The Group does not have any benami property, where any proceeding has been initiated or pending against the Group for holding any benami property.
- (ii) The Group does not have any transactions with companies struck off.
- (iii) The Group does not have any charges or satisfaction which is yet to be registered with ROC beyond the statutory period,
- (iv) The Group has not traded or invested in crypto currency or virtual currency during the financial year.
- (v) The Group has not advanced or loaned or invested funds to any other persons or entities, including foreign entities (Intermediaries) with the understanding that the intermediary shall:
 - (a) directly or indirectly lend or invest in other persons or entities identified in any manner whatsoever by or on behalf of the Group (Ultimate Beneficiaries) or
 - (b) provide any guarantee, security or the like to or on behalf of the Ultimate Beneficiaries
- (vi) The Group has not received any fund from any persons or entities, including foreign entities (Funding Party) with the understanding (whether recorded in writing or otherwise) that the Group shall:
 - (a) directly or indirectly lend or invest in other persons or entities identified in any manner whatsoever by or on behalf of the Funding Party (Ultimate Beneficiaries) or

(b) provide any guarantee, security or the like on behalf of the Ultimate Beneficiaries,

(vii) The Group does not have any such transaction which is not recorded in the books of accounts that has been surrendered or disclosed as income during the year in the tax assessments under the Income Tax Act, 1961 (such as, search or survey or any other relevant provisions of the Income Tax Act, 1961)

(viii) The Group has complied with the number of layers prescribed under clause 87 of section 2 of the Companies Act, 2013 read with Companies (restriction on number of layers) rules, 2017.

51 RECENT PRONOUNCEMENT

Ministry of Corporate Affairs ("MCA") notifies new standard or amendments to the existing standards under Companies (Indian Accounting Standards) Rules as issued from time to time. On 31 March 2023, MCA amended the Companies (Indian Accounting Standards) Amendment Rules, 2023, applicable from 01 April 2023, as below:

Ind AS 103 - Common control Business Combination:

The amendments modify the disclosure requirement for business combination under common control in the first financial statement following the business combination. It requires to disclose the date on which the transferee obtains control of the transferor is required to be disclosed.

Ind AS 1 – Disclosure of material accounting policies:

The amendments related to shifting of disclosure of erstwhile "significant accounting policies" to "material accounting policies" in the notes to the

NOTES TO CONSOLIDATED IND AS FINANCIAL STATEMENTS

FOR THE YEAR ENDED 31 MARCH 2023

(Currency: Indian Rupees in Millions, unless otherwise stated)

financial statements requiring companies to reframe their accounting policies to make them more "entity specific". This amendment aligns with the "material" concept already required under International Financial Reporting Standards (IFRS). The Group does not expect this amendment to have any significant impact in its financial statements.

Ind AS 8 – Definition of accounting estimates:

The amendments will help entities to distinguish between accounting policies and accounting estimates. The definition of a "change in accounting estimates" has been replaced with a definition of "accounting estimates." Under the new definition, accounting estimates are "monetary amounts in financial statements that are subject to measurement uncertainty." Entities develop accounting estimates if accounting policies require items in financial statements to be measured in a way that involves measurement uncertainty. The Group does not expect this amendment to have any significant impact in its financial statements.

Ind AS 12 – Income Taxes:

The amendments narrowed the scope of the recognition exemption in paragraphs 15 and 24 of Ind AS 12. At the date of transition to Ind ASs, a first-time adopter shall recognize a deferred tax asset to the extent that it is probable that taxable profit will be available against which the deductible temporary difference can be utilized. Similarly, a deferred tax liability for all deductible and taxable temporary differences associated with:

- a) right-of-use assets and lease liabilities
- b) decommissioning, restoration and similar liabilities and the corresponding amounts recognized as part of the cost of the related asset. Therefore, if a company has not yet recognised deferred tax on right-of-use assets and lease liabilities or has recognised deferred tax on net basis, the same need to recognize on gross basis based on the carrying amount of right-of-use assets and lease liabilities.

As per our report of even date attached
For **S R B C & CO LLP**
Chartered Accountants
Firm's Registration No: 324982E/E300003

Jayesh Gandhi
Partner
Membership No: 037924
Place: Mumbai
Date: 18 May 2023

52 GOVERNMENT NOTIFICATION ON USE OF GLYPHOSATE

In October 2022, the Central Government ("Government") issued a Notification ("Notification") mandating that Glyphosate, a broad spectrum weedicide and an important product for the Holding company, will be used only through Pest Control Operators. Industry players and associations filed petitions before the Hon'ble Delhi High Court ("Hon'ble Court") challenging the Notification. At the hearings of the petitions held before the Hon'ble Court, the counsels of the Government have stated that the Government will look into the difficulties being faced by the farmers, revisit the matter and take a conscious decision which will be communicated to the Hon'ble Court. The Government has also agreed not to implement the Notification for time being. The next date of hearing in the matter is fixed for 19 July 2023.

53 FIRE ACCIDENT

During the year, there was a fire accident in one of the multi product plant of the Holding company, producing two products. The plant was not operational at the time of accident and therefore the accident has no material financial impact. The Holding company has adequate insurance coverage for the assets on reinstatement basis including loss of profit coverage and insurance coverage is sufficient to cover the losses due to damages.

In the meantime, the Holding company has made alternate arrangements to ensure continued production and supply of the products. The overall impact on production and financials is not likely to be material and, in any case, the insurance policy also contains 'loss of profit' clause for such losses.

54 EVENTS AFTER THE REPORTING PERIOD

There are no significant events after the reporting period except as disclosed in note 20(f), that require adjustments or disclosures in the consolidated Ind AS financial statements as on the balance sheet date.

- 55 The figures for the previous year have been regrouped/ reclassified wherever considered necessary.

For and on behalf of the Board of Directors of
Sumitomo Chemical India Limited
CIN: L24110MH2000PLC124224

Chetan Shah
Managing Director
DIN: 00488127
Place: Mumbai
Date: 18 May 2023

Sushil Marfatia
Executive Director
DIN: 07618601
Place: Mumbai
Date: 18 May 2023

Anil Nawal
Chief Financial Officer
Place: Mumbai
Date: 18 May 2023

Deepika Trivedi
Company Secretary
Place: Mumbai
Date: 18 May 2023



 SUMITOMO CHEMICAL INDIA LTD.

Registered Office:

Building No.1, Ground Floor, Shant Manor Co-op Housing Society Ltd,
Chakravarti Ashok 'X' Road, Kandivli (East), Mumbai-400101.

Tel: 022-28866666

Corporate Office:

13 & 14, Aradhana Industrial Development Corporation,
Near Virwani Industrial Estate, Goregaon (East), Mumbai-400063.

Tel: 022-42522200

Fax: 022-42522380

To know more, connect with us



<https://sumichem.co.in/>



@farmingtube



@sumitomochemicalindialtd



@sumitomochemicalindialtd



@sumitomo-chemical-india-ltd



@sumichemindia