



GARWARE
TECHNICAL FIBRES

GTFL:SEC:2023

August 26, 2023

BSE Limited

Corporate Relationship Department,
New Trading Ring,
Rotunda Building, P. J. Towers,
Dalal Street, Fort,
Mumbai 400001.

(Company code: 509557)

National Stock Exchange of India Ltd.

Exchange Plaza, Plot No. C/1, 'G' Block,
Bandra-Kurla Complex,
Bandra East,
Mumbai 400051.

(Symbol: GARFIBRES, Series: EQ)

Sub: Submission of 46th Annual Report for the financial year 2022-23 along with Notice of 46th Annual General Meeting of the Company.

Dear Sirs,

This is to inform you that the 46th Annual General Meeting ('AGM') of the Company will be held on Monday, 18th September, 2023 at 10:30 a.m. (IST), through Video Conferencing ("VC") or Other Audio Visual Means ("OAVM").

Pursuant to Regulation 34(1) of the SEBI (Listing Obligations and Disclosure Requirements), 2015, please find attach herewith 46th Annual Report for the financial year 2022-23 along with Notice of 46th Annual General Meeting of the Company, which is being sent to Shareholders through electronic mode today i.e., 26th August, 2023.

The 46th Annual Report for the financial year 2022-23 along with Notice of 46th Annual General Meeting of the Company is also available on website of the Company: www.garwarefibres.com.

Please acknowledge the communication.

Thanking you.

Yours faithfully,

For **GARWARE TECHNICAL FIBRES LIMITED**

Sunil Agarwal
Company Secretary
M. No. - FCS 6407
Encl: as above

Registered Office

Garware Technical Fibres Ltd. (Formerly Garware - Wall Ropes Ltd.): Plot No. 11, Block D-1, M.I.D.C., Chinchwad, Pune 411 019, India.
T +91 20 2799 0000/0306 E pune_admin@garwarefibres.com www.garwarefibres.com CIN: L25209MH1976PLC018939



GARWARE
TECHNICAL FIBRES

Better Ideas in Action

Garware Technical Fibres Limited

Regd. Off.: Plot No. 11, Block D-1, M.I.D.C., Chinchwad, Pune - 411 019.

CIN: L25209MH1976PLC018939; Telephone No.: (+91-20) 27990000;

E-mail: secretarial@garwarefibres.com;

Website: www.garwarefibres.com

NOTICE

Notice is hereby given that the FORTY-SIXTH (46TH) ANNUAL GENERAL MEETING of the Company will be held on Monday, 18th September, 2023 through Video Conferencing ("VC") or Other Audio Visual Means ("OAVM"), at 10:30 a.m. (IST) to transact the following business:

ORDINARY BUSINESS:

- To receive, consider, and adopt:
 - the Audited Standalone Financial Statements of the Company for the financial year ended 31st March, 2023, together with the Reports of the Board of Directors and Auditors thereon; and
 - the Audited Consolidated Financial Statements for the financial year ended 31st March, 2023 and the Report of the Auditors thereon.
- To declare Dividend on equity shares for the financial year ended 31st March, 2023.
- To appoint a Director in place of Mr. V. R. Garware (DIN 00092201), who retires by rotation and being eligible, offers himself for re-appointment.

SPECIAL BUSINESS:

4. Ratification of Cost Auditors' remuneration:

To consider, and, if thought fit, to pass with or without modification(s), the following resolution as an Ordinary Resolution:

"RESOLVED THAT pursuant to the provisions of Section 148(3) and other applicable provisions, if any, of the Companies Act, 2013 read with the Rule 14(a) of the Companies (Audit and Auditors) Rules, 2014, the payment of remuneration of ₹ 5,60,000/- (Rupees Five Lakh Sixty Thousand only) plus applicable taxes and re-imbursment of actual travelling and out-of-pocket expenses to M/s. Joshi Apte & Associates, appointed as Cost Auditors (Firm Registration No. 000240), by the Board of Directors based on recommendation by the Audit Committee, to conduct the Audit of the Cost Records in respect of the Products covered under the said Rules for the financial year ended 31st March, 2024, be and is hereby ratified and approved."

"RESOLVED FURTHER THAT the Board of Directors of the Company, be and is hereby authorised to do all such acts, deeds, matters and things as may be necessary, relevant, and / or expedient for giving effect to this resolution."

By Order of the Board of Directors

Sunil Agarwal

Company Secretary

FCS No.: 6407

Pune,
22nd May, 2023

NOTES:

- The Ministry of Corporate Affairs ("MCA") has vide its General Circular No. 10/2022 dated 28th December, 2022 read with General Circular Nos. 20/2020 dated 5th May, 2020, 14/2020 dated 8th April, 2020 and 17/2020 dated 13th April, 2020 (hereinafter collectively referred to as "MCA Circulars") permitted the holding of the Annual General Meeting through Video Conferencing VC or other Audio Visual Means OAVM, without the physical presence of the Members at a common venue.
- Accordingly, in compliance with the applicable provisions of the Companies Act, 2013 ("Act"), the SEBI (Listing Obligations and Disclosure Requirements) Regulations, 2015 and read with the said MCA Circulars and SEBI Circular dated 5th January, 2023 (hereinafter referred to as "SEBI Circular"), the Company has decided to convene its ensuing 46th Annual General Meeting through VC / OAVM ("AGM"), and the Members can attend and participate in the ensuing AGM through VC / OAVM only. In accordance with the Secretarial Standard - 2 on General Meeting issued by the Institute of Company Secretaries of India ("ICSI") read with Guidance / Clarification dated 15th April, 2020 issued by ICSI, the proceedings of the AGM shall be deemed to be conducted at the Registered Office of the Company, which shall be the deemed Venue of the AGM.
- The explanatory statement pursuant to Section 102(1) of the Companies Act, 2013, relating to Item No. 4 to be transacted at the Meeting is annexed hereto.
- Pursuant to the provisions of the Act, a Member entitled to attend and vote at the AGM is entitled to appoint a proxy to attend and vote on his / her behalf and the proxy need not be a Member of the Company. Since this AGM is being held through VC / OAVM, whereby physical attendance of Members has been dispensed with and in line with the said MCA Circulars and SEBI Circular, the facility to appoint a proxy to attend and cast vote for the Member is not made available for this AGM and hence, the Proxy Form, route map of venue of the AGM and Attendance Slip are not annexed to this Notice.

In terms of the provisions of Section 112 and 113 of the Act read with the said MCA Circulars and SEBI Circular, Corporate Members are entitled to appoint their authorized representatives to attend the AGM through VC / OAVM on their behalf and participate thereat, including cast votes by electronic means. Such Corporate Members are requested to refer "General Guidelines for Shareholders / Members" provided in the Point No. 15.D herein below, for more information.

- Disclosure pursuant to Regulation 36 of the SEBI (Listing Obligations and Disclosure Requirements) Regulations, 2015 and Secretarial Standard 2 on General Meetings issued by Institute of Company Secretaries of India with respect to Director seeking appointment / re-appointment/continuation of appointment at the Meeting is given separately in this Notice.

6. Documents Open for Inspection:

- a. The Register of Directors and Key Managerial Personnel and their shareholding, maintained under Section 170 of the Companies Act, 2013 and the Register of Contracts or arrangements in which Directors are interested under Section 189 of Companies Act, 2013, will be available for inspection of the Members during the AGM, on the Company's website: <https://www.garwarefibres.com/>.
- b. All documents referred to in this Notice and accompanying explanatory statement pursuant to Section 102(1) of the Companies Act, 2013 shall be available for inspection of the Members through electronic mode. Members are requested to write to the Company at secretarial@garwarefibres.com for inspection of the documents, by mentioning "Request for inspection" in the subject of the Email.
7. In compliance with the aforementioned MCA Circulars and SEBI Circular, the Notice of the Annual General Meeting along with the Annual Report for the financial year 2022-23 is being sent only by electronic mode to those Members, whose email addresses are registered with the Company / Depository Participant(s). Members may note that the Notice of Annual General Meeting and Annual Report for the financial year 2022-23 will also be available on the Company's website: <https://www.garwarefibres.com/>; websites of the Stock Exchanges i.e. the BSE Limited and National Stock Exchange of India Ltd at www.bseindia.com and www.nseindia.com respectively and on the website of National Securities Depository Ltd. ("NSDL") at www.evoting.nsdl.com. Members can attend and participate in the Annual General Meeting through VC / OAVM facility only.
8. i) SEBI vide its Circular dated 16th March, 2023, has stated that it is mandatory for all holders of physical securities to furnish their PAN, KYC and nomination details to the RTA (Registrar and Share Transfer Agent) of the Company in respect of all concerned Folios and the Folios wherein even any one of the PAN, Address with PIN Code, Email address, Mobile Number, Bank Account details, Specimen Signature and Nomination by holders of physical securities are not available on or after April 01, 2023, shall be frozen by the RTA. SEBI has introduced Form ISR-1 along with other relevant forms to lodge any request for registering PAN, KYC details or any change / updation thereof.
- In terms of the SEBI Circular dated 14th December, 2021, effective from 1st January, 2022, any service requests or complaints received from the Member, will not be processed by RTA till the aforesaid details / documents are provided to RTA.
- Members may also note that SEBI vide its Circular dated January 25, 2022 has mandated listed companies to issue securities in dematerialized form only while processing service requests viz. Issue of duplicate securities certificate; claim from unclaimed suspense account; renewal / exchange of securities certificate; endorsement; sub-division / splitting of securities certificate; consolidation of securities certificates / folios; transmission and transposition. In view of the same and to eliminate all risks associated with physical shares and avail various benefits of dematerialisation, Members are advised to dematerialise the shares held by them in physical form. Accordingly, Members are requested to make service requests by submitting a duly filled and signed Form ISR-4 along with documents specified therein, the format of which is available on the Company's website at <https://www.garwarefibres.com/>.
- ii) Members who are holding shares in demat mode are requested to notify any change in their residential address, Bank A/c details and / or email address immediately to their respective Depository Participants.
9. Pursuant to Section 72 of the Companies Act, 2013 read with Rule 19(1) of the Rules made thereunder, Shareholders are entitled to make nomination in respect of shares held by them in physical form. Shareholders desirous of making nominations are requested to send their requests in Form SH-13, which is available on the website of the Company. Further, SEBI vide its Circular dated 16th March, 2023 has mandated to furnish Form ISR-3 for opting out of Nomination by physical shareholders in case the Shareholder do not wish to register for the Nomination.
10. Pursuant to Provisions of Sections 124 and 125 of the Companies Act, 2013 (Section 205A and 205C of erstwhile Companies Act, 1956), any money transferred to the Unpaid Dividend Account which remains unpaid or unclaimed for a period of 07 (seven) years from the date of such transfer, shall be transferred by the Company to a fund called "Investor Education and Protection Fund" (the "IEPF") established by the Central Government.
- Accordingly, the unclaimed dividends up to the financial year 2014-2015 have been transferred by the Company to the IEPF.
- The unpaid / unclaimed dividend for the financial year 2015-16 and onwards will become transferable to the IEPF at the end of 07 (seven) years from the respective dates of transfer of such amounts to the Unclaimed Dividend Accounts of the Company. Members are, therefore requested to check and send their claims, if any, for the relevant financial year 2015-16 and onwards before the respective amounts become due for transfer to the IEPF.
- The Ministry of Corporate Affairs ("MCA") notified the Investor Education and Protection Fund (Accounting, Audit, Transfer and Refund) Rules, 2016 on 5th September, 2016 ("IEPF Rules"), which is applicable to the Company. In terms of the said IEPF Rules, the Company has uploaded the information in respect of the Unclaimed Dividends in respect of the financial year 2015-2016 and onwards, on the website of the Company viz <https://www.garwarefibres.com/statement-of-unclaimed-dividend/>.
- Members are also requested to note that, pursuant to the provisions of Section 124(6) of the Companies Act, 2013 and the IEPF Rules, the Company is obliged to transfer all shares, in respect of which dividend has remained unpaid or unclaimed for 07 (seven) consecutive years or more to demat account of the IEPF Authority.
- In compliance with the aforesaid Rules, the Company has transferred equity shares pertaining to financial year 2014-15 to IEPF Authority after providing necessary intimation to concern Members.
- The eligible Members are entitled to claim the shares or apply for refund of dividend to IEPF Authority by making an application in prescribed Form, the details of which are available at www.iepf.gov.in.
11. Non-Resident Indian Members are requested to inform the Company, immediately of change in their residential status on return to India for permanent settlement.
12. As per the provisions of the Regulation 40 of SEBI (Listing obligations and Disclosure Requirements) Regulations, 2015, except in case of transmission or transposition of securities, requests for effecting transfer of securities shall not be processed unless the securities are held in the dematerialized form with a depository. Therefore, Members who still hold share certificates in physical form are advised to get their shares dematerialised.

13. The attendance of the Members attending the AGM through VC / OAVM will be counted for the purposes of reckoning the quorum under Section 103 of the Companies Act, 2013.

14. The Members can join the AGM in the VC / OAVM mode 15 minutes before and after the scheduled time of the commencement of the AGM by following the procedure mentioned in this Notice. The facility of participation at the AGM through VC / OAVM will be made available for 1,000 Members on “first come first serve” basis. This will not include large Shareholders (Shareholders holding 2% or more shareholding), Promoters, Institutional Investors, Directors, Key Managerial Personnel(s), Chairpersons of the Audit Committee, Nomination and Remuneration Committee and Stakeholders Relationship Committee, Auditors, etc., who are allowed to attend the AGM without restrictions of “first-come-first serve” basis. The Institutional Investors are encouraged to attend the meeting.

15. **Voting through electronic means:**

A. Pursuant to the provisions of Sections 108 of the Companies Act, 2013, read with Rule 20 of the Companies (Management and Administration) Rules, 2014 (as amended) and Regulation 44 of the SEBI (Listing Obligations and Disclosure Requirements) Regulations, 2015 (as amended) and MCA Circulars and SEBI Circular, the Company is providing facility of e-Voting to the Members of the Company to transact the business set out in the Notice of AGM through the electronic voting system. The Company has engaged the services of National Securities Depository Limited ("NSDL") for participation in the AGM through VC / OAVM facility and for facilitating remote e-Voting as well as voting by electronic means during the proceedings of AGM (“e-Voting at AGM”) (collectively referred to as "e-Voting") to enable the Members to cast their votes electronically. Resolution(s) passed by Members through e-Voting is / are deemed to have been passed as if it / they have been passed at the AGM.

B. Members of the Company holding shares either in physical form or electronic form as on the cut-off date of Monday, 11th September, 2023, may cast their vote by e-Voting. The remote e-Voting period commences on Friday, 15th September, 2023 at 9:00 a.m. (IST) and ends on Sunday, 17th September, 2023, at 5:00 p.m. (IST). The remote e-Voting module shall be disabled by NSDL for voting thereafter. Once the vote on a resolution is cast by the Member, the Member shall not be allowed to change it subsequently.

C. **Instructions for Shareholders / Members or remote e-Voting:**

How do I vote electronically using NSDL e-Voting system?





The way to vote electronically on NSDL e-Voting system consists of “Two Steps” which are mentioned below:

Step 1: Access to NSDL e-Voting system

I) Login method for e-Voting and joining virtual meeting for Individual shareholders holding securities in demat mode

In terms of SEBI circular dated December 9, 2020 on e-Voting facility provided by Listed Companies, Individual shareholders holding securities in demat mode are allowed to vote through their demat account maintained with Depositories and Depository Participants. Shareholders are advised to update their mobile number and email Id in their demat accounts in order to access e-Voting facility.

Login method for Individual shareholders holding securities in demat mode is given below:

Type of shareholders	Login Method
Individual Shareholders holding securities in demat mode with NSDL.	<p>1. Existing IDEAS user can visit the e-Services website of NSDL Viz. https://eservices.nsdl.com either on a Personal Computer or on a mobile. On the e-Services home page click on the “Beneficial Owner” icon under “Login” which is available under “IDEAS” section , this will prompt you to enter your existing User ID and Password. After successful authentication, you will be able to see e-Voting services under Value added services. Click on “Access to e-Voting” under e-Voting services and you will be able to see e-Voting page. Click on company name or e-Voting service provider - NSDL and you will be re-directed to NSDL e-Voting website for casting your vote during the remote e-Voting period or joining virtual meeting & voting during the meeting.</p> <p>2. If the user is not registered for IDEAS e-Services, option to register is available at https://eservices.nsdl.com. Select “Register Online for IDEAS” Portal or click at https://eservices.nsdl.com/SecureWeb/IdeasDirectReg.jsp.</p> <p>3. Visit the e-Voting website of NSDL. Open web browser by typing the following URL: https://www.evoting.nsdl.com/ either on a Personal Computer or on a mobile. Once the home page of e-Voting system is launched, click on the icon “Login” which is available under ‘Shareholder / Member’ section. A new screen will open. You will have to enter your User ID (i.e. your sixteen digit demat account number held with NSDL), Password / OTP and a Verification Code as shown on the screen. After successful authentication, you will be redirected to NSDL Depository site wherein you can see e-Voting page. Click on company name or e-Voting service provider - NSDL and you will be redirected to e-Voting website of NSDL for casting your vote during the remote e-Voting period or joining virtual meeting & voting during the meeting.</p> <p>4. Shareholders / Members can also download NSDL Mobile App “NSDL Speede” facility by scanning the QR code mentioned below for seamless voting experience.</p> <p style="text-align: center;">NSDL Mobile App is available on</p> <div style="display: flex; justify-content: center; align-items: center;">   </div> <div style="display: flex; justify-content: center; align-items: center; margin-top: 10px;">   </div>

Type of shareholders	Login Method
Individual Shareholders holding securities in demat mode with CDSL	<ol style="list-style-type: none"> 1. Users who have opted for CDSL Easi / Easiest, can login through their user id and password. Option will be made available to reach e-Voting page without any further authentication. The users to login Easi / Easiest are requested to visit CDSL website www.cdslindia.com and click on login icon & New System Myeasi Tab and then use your existing my easi username & password. 2. After successful login of Easi / Easiest the user will be also able to see the e-Voting option for eligible companies where the e-Voting is in progress as per the information provided by company. On clicking the e-Voting option, the user will be able to see e-Voting page of the e-Voting service provider for casting your vote during the remote e-Voting period or joining virtual meeting & voting during the meeting. Additionally, there are also links provided to access the system of all e-Voting Service Providers, so that the user can visit the e-Voting service providers' website directly. 3. If the user is not registered for Easi / Easiest, option to register is available at CDSL website: www.cdslindia.com and click on login & New System Myeasi Tab and then click on registration option. 4. Alternatively, the user can directly access e-Voting page by providing Demat Account Number and PAN No. from an e-Voting link available on www.cdslindia.com home page. The system will authenticate the user by sending OTP on registered Mobile & Email as recorded in the Demat Account. After successful authentication user will be able to see the e-Voting option where the e-Voting is in progress and also able to directly access the system of all e-Voting Service Providers.
Individual Shareholders (holding securities in demat mode) login through their depository participants	You can also login using the login credentials of your demat account through your Depository Participant registered with NSDL / CDSL for e-Voting facility upon logging in, you will be able to see e-Voting option. Click on e-Voting option. Click on e Voting option, you will be redirected to NSDL / CDSL Depository site after successful authentication, wherein you can see e-Voting feature. Click on company name or e-Voting service provider i.e., NSDL and you will be redirected to e-Voting website of NSDL for casting your vote during the remote e-Voting period or joining virtual meeting & voting during the meeting.

Important note: Members who are unable to retrieve User ID / Password are advised to use Forget User ID and Forget Password option available at above mentioned website.

Helpdesk for Individual Shareholders holding securities in demat mode for any technical issues related to login through Depository i.e. NSDL and CDSL.

Login type	Helpdesk details
Individual Shareholders holding securities in demat mode with NSDL	Members facing any technical issue in login can contact NSDL helpdesk by sending a request at evoting@nsdl.co.in or call at no.: 022-4886 7000 and 022-2499 7000
Individual Shareholders holding securities in demat mode with CDSL	Members facing any technical issue in login can contact CDSL helpdesk by sending a request at helpdesk.evoting@cdslindia.com or contact at toll free no. 1800 22 55 33

II) Login Method for e- Voting and joining virtual meeting for shareholders other than Individual shareholders holding securities in demat mode and shareholders holding securities in physical mode.

How to Log-in to NSDL e-Voting website?

1. Visit the e-Voting website of NSDL. Open web browser by typing the following URL: <https://www.evoting.nsdl.com/> either on a Personal Computer or on a mobile.
2. Once the home page of e-Voting system is launched, click on the icon "Login" which is available under 'Shareholder / Member' section.
3. A new screen will open. You will have to enter your User ID, your Password / OTP and a Verification Code as shown on the screen. Alternatively, if you are registered for NSDL eservices i.e. IDEAS, you can log-in at <https://eservices.nsdl.com/> with your existing IDEAS login. Once you log-in to NSDL eservices after using your log-in credentials, click on e-Voting and you can proceed to Step 2 i.e. Cast your vote electronically.
4. Your User ID details are given below :

Manner of holding shares i.e. Demat (NSDL or CDSL) or Physical	Your User ID is:
a) For Members who hold shares in demat account with NSDL.	8 Character DP ID followed by 8 Digit Client ID For example if your DP ID is IN300*** and Client ID is 12***** then your user ID is IN300***12*****.
b) For Members who hold shares in demat account with CDSL.	16 Digit Beneficiary ID For example if your Beneficiary ID is 12***** then your user ID is 12*****
c) For Members holding shares in Physical Form.	EVEN Number followed by Folio Number registered with the company For example if folio number is 001*** and EVEN is 101456 then user ID is 101456001***

5. Password details for shareholders other than Individual shareholders are given below:
 - a) If you are already registered for e-Voting, then you can use your existing password to login and cast your vote.
 - b) If you are using NSDL e-Voting system for the first time, you will need to retrieve the 'initial password' which was communicated to you. Once you retrieve your 'initial password', you need to enter the 'initial password' and the system will force you to change your password.
 - c) How to retrieve your 'initial password'?
 - (i) If your email ID is registered in your demat account or with the company, your 'initial password' is communicated to you on your email ID. Trace the email sent to you from NSDL from your mailbox. Open the email and open the attachment i.e. a .pdf file. Open the .pdf file. The password to open the pdf file is your 8 digit client ID for NSDL account, last 8 digits of client ID for CDSL account or folio number for shares held in physical form. The .pdf file contains your 'User ID' and your 'initial password'.
 - (ii) If your email ID is not registered, please follow steps mentioned below in process for those shareholders whose email ids are not registered
6. If you are unable to retrieve or have not received the "Initial password" or have forgotten your password:
 - a) Click on "Forgot User Details / Password?" (If you are holding shares in your demat account with NSDL or CDSL) option available on www.evoting.nsd.com.
 - b) Physical User Reset Password?" (If you are holding shares in physical mode) option available on www.evoting.nsd.com.
 - c) If you are still unable to get the password by aforesaid two options, you can send a request at evoting@nsdl.co.in mentioning your demat account number / folio number, your PAN, your name and your registered address etc.
 - d) Members can also use the OTP (One Time Password) based login for casting the votes on the e-Voting system of NSDL.
7. After entering your password, tick on Agree to "Terms and Conditions" by selecting on the check box.
8. Now, you will have to click on "Login" button.
9. After you click on the "Login" button, Home page of e-Voting will open.

Step 2: Cast your vote electronically and join Meeting on NSDL e-Voting system.

How to cast your vote electronically and join Meeting on NSDL e-Voting system?

1. After successful login at Step 1, you will be able to see all the companies "EVEN" in which you are holding shares and whose voting cycle and General Meeting is in active status.
2. Select "EVEN" of company for which you wish to cast your vote during the remote e-Voting period and casting your vote during the General Meeting. For joining virtual meeting, you need to click on "VC / OAVM" link placed under "Join Meeting".
3. Now you are ready for e-Voting as the Voting page opens.
4. Cast your vote by selecting appropriate options i.e. assent or dissent, verify / modify the number of shares for which you wish to cast your vote and click on "Submit" and also "Confirm" when prompted.
5. Upon confirmation, the message "Vote cast successfully" will be displayed.
6. You can also take the printout of the votes cast by you by clicking on the print option on the confirmation page.
7. Once you confirm your vote on the resolution, you will not be allowed to modify your vote.

D. General Guidelines for Shareholders / Members:

1. Institutional Shareholders (i.e. other than individuals / HUF, NRI, etc) are required to send a scanned copy (PDF / JPG Format) of the relevant Board Resolution / Authority letter etc., with attested specimen signature of the duly authorized signatory(ies) who are authorized to vote, to the Scrutinizer by email through their registered email address to cs@svdandassociates.com with copies marked to secretarial@garwarefibres.com, evoting@nsdl.co.in and pune@linkintime.co.in. Institutional shareholders (i.e. other than individuals, HUF, NRI etc.) can also upload their Board Resolution / Power of Attorney / Authority Letter etc., by clicking on "Upload Board Resolution / Authority Letter" displayed under "e-Voting" tab in their login.
2. It is strongly recommended not to share your password with any other person and take utmost care to keep your password confidential. Login to the e-Voting website will be disabled upon five unsuccessful attempts to key in the correct password. In such an event, you will need to go through the "Forgot User Details / Password?" or "Physical User Reset Password?" option available on www.evoting.nsd.com to reset the password.
3. In case of any queries, you may refer the Frequently Asked Questions (FAQs) for Shareholders and e-Voting user manual for Shareholders available at the download section of www.evoting.nsd.com or call on toll free no.: 022-48867000 and 022-2499 7000 or send a request at evoting@nsdl.co.in or contact Mr. Sunil Agarwal, Company Secretary at the Registered office address or Tel. (020) 2799 0000 or e-mail at secretarial@garwarefibres.com.

E. Process for those Shareholders whose email ids are not registered with the depositories for procuring user id and password and registration of e-mail ids for e-Voting for the resolutions set out in this Notice:

1. In case shares are held in physical mode please provide Folio No., Name of Shareholder, scanned copy of the share certificate (front and back), PAN (self attested scanned copy of PAN card), AADHAR (self attested scanned copy of Aadhar Card) by email to the Company at secretarial@garwarefibres.com and to Link Intime India Private Limited, Registrar and Share Transfer Agent of the Company at pune@linkintime.co.in.
2. In case shares are held in demat mode, please provide DPID-CLID (16 digit DPID + CLID or 16 digit beneficiary ID), Name, client master or copy of Consolidated Account statement, PAN (self attested scanned copy of PAN card), AADHAR (self attested scanned copy of Aadhar Card) to the Company at secretarial@garwarefibres.com and to Link Intime India Private Limited, Registrar and Share Transfer Agent of the Company at pune@linkintime.co.in. If you are an Individual Shareholders holding securities in demat mode, you are requested to refer to the login method explained at step 1 (A) i.e. Login method for e-Voting and joining virtual meeting for Individual Shareholders holding securities in demat mode.
3. Alternatively Shareholder / Members may send a request to evoting@nsdl.co.in for procuring user id and password for e-Voting by providing above mentioned documents.
4. In terms of SEBI Circular dated December 9, 2020 on e-Voting facility provided by the Company, Individual Shareholders holding securities in demat mode are allowed to vote through their demat account maintained with Depositories and Depository Participants. Shareholders are required to update their mobile number and email ID correctly in their demat account in order to access e-Voting facility.

F. The Instructions for Shareholders / Members for e-Voting on the day of the AGM are as under :

1. The procedure for e-Voting on the day of the AGM is same as the instructions mentioned above for remote e-Voting.
2. Only those Members / Shareholders, who will be present in the AGM through VC / OAVM facility and have not casted their vote on the Resolutions through remote e-Voting and are otherwise not barred from doing so, shall be eligible to vote through e-Voting system in the AGM.
3. Members who have voted through Remote e-Voting will be eligible to attend the AGM. However, they will not be eligible to vote at the AGM.
4. The details of the person who may be contacted for any grievances connected with the facility for e-Voting on the day of the AGM shall be the same person mentioned for remote e-Voting.

G. Instructions for Shareholders / Members to Attend the Annual General Meeting through VC / OAVM are as under :

1. Member will be provided with a facility to attend the AGM through VC / OAVM through the NSDL e-Voting system. Members may access by following the steps mentioned above for Access to NSDL e-Voting system. After successful login, you can see link of "VC / OAVM link" placed under "Join meeting" menu against company name. You are requested to click on VC / OAVM link placed under Join Meeting menu. The link for VC / OAVM will be available in Shareholder / Member login where the EVEN of Company will be displayed. Please note that the members who do not have the User ID and Password for e-Voting or have forgotten the User ID and Password may retrieve the same by following the remote e-Voting instructions mentioned in the notice to avoid last minute rush.
2. Members are encouraged to join the Meeting through Laptops for better experience.
3. Members are encouraged to submit their questions in advance with regard to the financial statements or any other matter to be placed at the AGM, from their registered e-mail address, mentioning their name, DP ID and Client ID number / folio number and mobile number, to reach the Company's e-mail address at secretarial@garwarefibres.com. Questions received by the Company till 5.00 p.m. (IST) on Monday, 11th September, 2023 shall only be considered and responded during the AGM.
4. Members who would like to express their views or ask questions as a Speaker during the AGM may pre-register themselves by sending a request from their registered e-mail address mentioning their names, DP ID and Client ID / folio number, PAN and mobile number to secretarial@garwarefibres.com between 9:00 a.m. (IST) on Monday, 11th September, 2023 and 5:00 p.m. (IST) on Thursday, 14th September, 2023. Only those Members who have pre-registered themselves as Speakers will be allowed to express their views or ask questions during the AGM. The Company reserves the right to restrict the number of Speakers depending on the availability of time for the AGM.
5. Further Members will be required to allow Camera and use Internet with a good speed to avoid any disturbance during the Meeting.
6. Please note that Participants Connecting from Mobile Devices or Tablets or through Laptop connecting via Mobile Hotspot may experience Audio / Video loss due to Fluctuation in their respective network. It is therefore recommended to use Stable Wi-Fi or LAN Connection to mitigate any kind of aforesaid glitches.

16. Payment of Dividend

- i) The Register of Members and the Share Transfer Books of the Company will remain closed from Tuesday, 12th September, 2023 to Monday, 18th September, 2023, (both days inclusive), for the purpose of determining the names of Members eligible for dividend on Equity Shares, if declared at the Meeting.
- ii) The Dividend of ₹ 3.50/- per Share (35%) on subscribed equity capital consisting of 2,03,78,169 Equity Shares of face value ₹ 10/- each of the Company for the Financial Year 2022- 23, as recommended by Board of Directors, if declared at the Meeting, will be paid, subject to the

provisions of the Companies Act, 2013, on or after Monday, 18th September, 2023, in respect of shares held in physical form, to those Members whose names appear on the Register of Members as on Monday, 18th September, 2023, and in respect of shares held in dematerialised form, to those "Deemed Members" whose names appear in the statement of Beneficial Ownership furnished by National Securities Depository Limited ("NSDL") and Central Depository Services (India) Limited ("CDSL") at the close of business hours on Monday, 11th September, 2023.

iii) In terms of the provisions of the Income-tax Act, 1961 as amended ("the Act"), dividend paid or distributed by a Company on or after April 1, 2020, is taxable in the hands of the Members. The Company shall, therefore, be required to deduct TDS at the time of payment of dividend at the applicable tax rates. The rate of TDS would depend upon the category, residential status of the Member and subject to fulfillment of certain conditions as provided in the procedure given in email communications sent to the Members on Friday, 14th July, 2023. The said email communication is available on the Company's Website: <https://garwarefibres.com/wp-content/uploads/2022/08/email-communication-tds-on-dividend-2022.pdf>. As it is important for the Company to receive the relevant information / document from Members to determine the rate of TDS, the Members are requested to furnish relevant information / documentation in the manner provided in the said email communication.

17. The voting rights of Members shall be in proportion to their shares of the paid-up equity share capital of the Company as on the Cut-off date i.e., Monday, 11th September, 2023.
18. Any person holding shares in physical form and non-individual shareholders, who acquires shares of the Company and becomes Member of the Company after the notice is sent through e-mail and holding shares as of the Cut-off date i.e. Monday, 11th September, 2023, may obtain the login ID and password by sending a request at evoting@nsdl.co.in or to the Company at secretarial@garwarefibres.com. However, if you are already registered with NSDL for remote e-voting, then you can use your existing user ID and password for casting your vote. If you forgot your password, you can reset your password by using "Forgot User Details/Password" or "Physical User Reset Password" option available on www.evoting.nsdl.com or call on toll free no. 1800 1020 990 and 1800 22 44 30. In case of Individual Shareholders holding securities in demat mode who acquires shares of the Company and becomes a Member of the Company after sending of the Notice and holding shares as of the Cut-off date i.e. Monday, 11th September, 2023, may follow steps mentioned in the Notice of the AGM under "Access to NSDL e-Voting system".
19. Mr. Sridhar Mudaliar, Partner (CP. No. 2664) or failing him Mr. S. V. Deulkar, Partner (CP No. 965) of M/s. SVD & Associates, Company Secretaries has been appointed as Scrutinizer to scrutinize voting process in a fair and transparent manner and in accordance with the applicable laws.
20. The Chairman shall, at the AGM, at the end of discussion on the resolutions on which voting is to be held, allow voting, by use of e-Voting system for all those Members who are present during the AGM through VC / OAVM but have not cast their votes by availing the remote e-Voting facility. The e-Voting system during the AGM shall be disabled by NSDL for voting 15 minutes after the conclusion of the Meeting.
21. The Scrutinizer shall, immediately after the conclusion of voting at the AGM, unblock the votes cast through remote e-Voting and e-Voting and make, within two working days of conclusion of the AGM, a consolidated Scrutinizer's Report of the total votes cast in favour or against, if any, to the Chairman or a person authorised by him in writing, who shall countersign the same.
22. The results declared along with the Scrutinizer's Report shall be placed on the Company's website: www.garwarefibres.com immediately after the declaration of results by the Chairman or a person authorised by him in writing. The results shall also be communicated to Stock Exchanges i.e. the BSE Limited and National Stock Exchange of India Limited where the equity shares of the Company are listed.
23. A person, who is not member as on Cut-off date should treat this Notice for information purposes only.

EXPLANATORY STATEMENT

As required by Section 102 of the Companies Act, 2013, the following explanatory statement sets out the material facts relating to the business mentioned under Item No. 4 of the accompanying Notice dated 22nd May, 2023.

Item No. 4:

Pursuant to the provisions of Section 148 of the Companies Act, 2013 and the Companies (Cost Records and Audit) Rules, 2014, the Company is required to appoint a Cost Auditor to conduct the audit of the cost records in respect of the products covered under the said Rules for the financial year ending on 31st March, 2024. Accordingly, M/s. Joshi Apte & Associates, Cost Accountants have been appointed as the Cost Auditors of the Company for the financial year 2023-24 by the Board of Directors in its meeting held on 22nd May, 2023, on the recommendation of the Audit Committee of the Company for conducting the audit of the concerned cost records maintained by the Company.

The Board of Directors has fixed a remuneration of ₹ 5,60,000/- (Rupees Five Lakh Sixty Thousand only) plus applicable taxes and reimbursement of actual traveling and out-of-pocket expenses. In terms of Section 148(3) of the Companies Act, 2013 and Rule 14(a) of the Companies (Audit and Auditors) Rules, 2014 the remuneration of the cost auditors, as fixed by the Board of Directors is required to be ratified by the Company.

None of the Directors and Key Managerial Personnel and their respective relatives are concerned or interested, financially or otherwise, in there solution set out at Item No. 4 of this Notice.

The Board of Directors recommends the resolution set out at Item No. 4 for ratification by the Members of the Company as an Ordinary Resolution.

Details of the Director seeking re-appointment at the 46th Annual General Meeting of the Company

(Pursuant to Regulation 36 of the SEBI (Listing Obligations and Disclosure Requirements) Regulations, 2015 and Secretarial Standard 2 on General Meetings issued by Institute of Company Secretaries of India)

Name of Director	Mr. Vayu Ramesh Garware
Director Identification Number	00092201
Date of Birth and Age	18/02/1972 51 years
Date of Appointment on the Board	01/12/1995
Qualifications	Graduate Cum Laude in B Sc Economics (Specialization in Finance) from the Wharton Business School of the University of Pennsylvania, U.S.A.
Experience and nature of expertise in specific Functional Area	Mr. V. R. Garware initially served the Company as a director for one (1) year upto November, 1996 and thereafter, as a whole-time director from December, 1996 to November, 2011. Mr. V. R. Garware was elevated to the position of Managing Director of the Company, designated as Chairman & Managing Director, in the year 2011. In present term, Mr. V. R. Garware has been re-appointed as Managing Director designated as Chairman & Managing Director effective from 1st December, 2021, for a period of five (5) years. Mr. V. R. Garware being Chairman & Managing Director of the Company is in-charge of the overall management of the Company and reports to the Board of Directors of the Company.
Name of other Companies in which Director holds Directorship as on 31st March, 2023	Garware Capital Markets Limited VMIR Investment Limited VRG Investments Limited Sanand Investments And Trading Co. Pvt. Ltd. Consolidated Agricultural And Dairy Farming Co. Pvt. Ltd. Manmit Investments And Trading Co Pvt. Ltd. Moonshine Investments And Trading Co. Pvt. Ltd. Starshine Comtrade Private Ltd. Sukukar Holdings And Trading Co. Pvt. Ltd. Garware Infrastructure Pvt. Ltd. Garware Environmental Services Pvt. Ltd. Garware Meditech Private Limited Gurukrupa Comtrade Pvt. Ltd. Garware Technical Textile Pvt. Ltd. Garware Technical Fibres Foundation Vimlabai Garware Research Institute Private Limited Garware Research Institute Garware Technical Fibres Chile SpA Garware Technical Fibres USA Inc.
Name of the Committees of the other Companies in which the Director holds Membership as on 31st March, 2023	Mr. V. R. Garware does not hold membership of Committees of the Board of Directors of any of the above companies.
Shareholding in the Company as on 31st March, 2023	13,17,347 Equity Shares* *Out of 13,17,347 equity shares, i. 10 equity shares are held on behalf of Vayu Garware Family Trust. ii. 10 equity shares are held on behalf of VRG Family Trust.
Relationship with other Directors, Manager and other Key Managerial Personnel of the Company	Mr. V. R. Garware is not related to any Director and Key Managerial Personnel except Ms. M. V. Garware.


Other details such as the number of Meetings of the Board attended during the Financial Year 2022-23 and remuneration drawn have been given in Corporate Governance Report, which forms part of the Annual Report.

Pune,
22nd May, 2023

By Order of the Board of Directors

Sunil Agarwal
Company Secretary
FCS No.: 6407

STRONG, RESILIENT AND FUTURE-READY



46th Annual Report 2022-2023



GARWARE
TECHNICAL FIBRES

INSIDE

2 From the Chairman's Desk	14 Directors' Report	28 Corporate Governance Report	42 Business Responsibility and Sustainability Report	71 Management Discussion and Analysis
73 Independent Auditors' Report	80 Balance Sheet	81 Statement of Profit and Loss	83 Cash Flow Statement	85 Notes to Financial Statements

CONSOLIDATED FINANCIALS

125 Independent Auditors' Report	130 Balance Sheet	131 Statement of Profit and Loss
133 Cash Flow Statement	135 Notes to Financial Statements	173 Form AOC-1

46th ANNUAL GENERAL MEETING

DAY & DATE : Monday, 18th September, 2023

TIME : 10.30 am (IST)



GARWARE
TECHNICAL FIBRES

Corporate Information

Founder Chairman

- Late Shri. B. D. Garware

Chairman Emeritus

- Late Shri. R. B. Garware

Board of Directors

- V. R. Garware - Chairman & Managing Director
- Ms. M. V. Garware
- R. M. Telang
- S. P. Kulkarni
- S. S. Rajpathak
- Ms. Mallika Sagar

Company Secretary

- Sunil Agarwal

Bankers

- Bank of India
- Bank of Baroda
- DBS Bank India Ltd.
- Citibank NA
- HDFC Bank Ltd.
- HSBC Bank Ltd.
- ICICI Bank Ltd.

Auditors

- Mehta Chokshi & Shah LLP, Chartered Accountants

Share Transfer Agent

Link Intime India Pvt. Ltd.

202, 2nd Floor, Akshay Complex, Off Dhole Patil Road,
Near Ganesh Temple, Pune - 411 001.

Tel : +91-20-4601 4473

E-mail : pune@linkintime.co.in

Website : www.linkintime.co.in

Registered Office

Plot No. 11, Block D-1, MIDC, Chinchwad, Pune - 411 019.

Tel : +91-20-2799 0000/0306

E-mail : secretarial@garwarefibres.com

Website : www.garwarefibres.com

CIN : L25209MH1976PLC018939

Mumbai Offices

39, S. K. Hafizuddin Marg, Byculla, Mumbai - 400 008.

Tel : +91-22-2309 1164/1168/5111

Strong, Resilient and Future-Ready

Dear Shareholders,

I am pleased to present the annual report of your Company for the financial year (FY) 2022-23.

During the year, the global economy witnessed a widespread slowdown along with high inflation. The war in eastern Europe and increasing interest rates dampened the outlook for people and businesses at large. Steep increases in food prices hit vulnerable populations across the globe. Recessionary trends began to emerge in many economies. Nevertheless, the Indian economy continued to show robust growth buoyed by high investment activity and private consumption. The favourable environment supported top-line growth of your Company in domestic markets during the first quarter of the

year. However, a steep rise in raw material costs coupled with a continuing shortage in containers affected our margins, and led to an increase in inventories. All these setbacks to revenue growth were substantially overcome from the second quarter onward. While recessionary pressures in Europe and USA affected the demand for some of our products, our overall performance by the end of the year was satisfactory despite the external challenges.

Among the highlights of our performance were a massive penetration into the aquaculture market in South America and spectacular growth in our geosynthetics business.

A large part of the breakthrough in South America was achieved through Sapphire X18,





your Company's ingenious, tailor-made solution to the problem of sea lions attacking salmon fish-farmers' nets. In comparison to traditional solutions, X18 stands out for its efficiency and ease of use, giving benefits in terms of operational ease, cost savings, and safety.

Your Company's geosynthetics business recorded increased momentum of growth, higher margins and a higher volume of large-value orders, all leading to a very impressive return on capital employed (ROCE).

Your Company continued to invest heavily in new product development, and several of its recent innovations garnered high interest. Our manufacturing plants responded well to the challenges of meeting customer demand, and notched significant improvements in productivity and cost savings. Our inventory management was excellent, and we returned to our track record of healthy cash generation.

I am also happy to inform you that for the sixth year in a row your Company was ranked among India's top manufacturing companies as a 'Great Place to Work'. Our senior management team was strengthened with the infusion of some highly experienced professionals, and we also expanded our overseas teams.

Your Company registered total revenue of ₹ 1305.55 crores for the year ended 31st March 2023, an increase of 9.77% over the previous year. Consolidated operating earnings before interest, taxes, depreciation and amortization (EBITDA) increased by 3% to touch ₹ 230 crores. Consolidated profit before tax was ₹ 223.21 crores, an increase of 3.13% over the previous year. The consolidated return on invested capital (ROIC) was 47.2%. Your Board of Directors has declared an equity dividend of 35% amounting to ₹ 3.50 per share.


Your Company remains a financially robust organization with strong cash flows, a diversified portfolio of value-added products, proven expertise in customer-focused innovation, and a high weightage in the food sector, which has a relatively inelastic demand profile. These attributes give your Company the strength and resilience to stay on the path of continuous growth and profitability even in adverse conditions.

Your Company is also committed to a sustainable environment, and demonstrates this internally and externally, through its manufacturing operations and product offerings.

Looking at the future, we have firmed up several promising plans. While farmed salmon is a top-selling species globally, and meeting the needs of the salmon aquaculture industry will continue to be one of our priorities, we will also be reaching out intensively to potential customers who farm other fish species. In FY 22-23 itself we gained such customers in several countries of Asia and America, as well as a breakthrough order from Africa. Our portfolio for the sports segment, which witnessed sluggish growth in the year under review, is being expanded. International sales, which constitute the major part of our total revenue, will be bolstered with aggressive forays in south Europe and other geographies.

I look forward to your support in our exciting journey ahead.


V. R. Garware
Chairman & Managing Director



“
*A strong foundation is the key to
creating long-term success.*
”

Michael Leonard






Strong Foundations based on Values

Driven by the mission of providing innovative, application focused solutions to enhance values of customers globally, Garware Technical Fibres Ltd. (GTFL) has an enviable track record of continuous profitability and growth. With around 70% of its business connected to the food sector, which enjoys perennial demand, and a diversified product portfolio covering multiple sectors, industries and geographies, the Company has the muscle to weather business cycles and disruptions in demand-supply channels.

Over the years, the Company has consistently strengthened its financial fundamentals despite challenges like the disruptions caused by the Covid-19 pandemic. Along with a dominant position in domestic markets, the Company has multiplied its revenue from international sales, and recorded steady increases in its overall profits. The Company has also generated substantial volumes of free cash-flows, increasing its power to withstand shocks.

This growth trajectory was maintained in FY 22-23 despite challenges in the domestic market and some major international markets. Through deeper penetration in select geographies and product lines, increased savings in manufacturing costs, and astute inventory management, the Company ensured a healthy return on invested capital (ROIC).






“
*Growth is never by chance;
it is the result of forces working together.*
”

James Cash Penney







Expanding Global Footprint

With presence in over 75 countries, GTFL is a major global player in several business segments. The Company's international outlook is consistently reflected in its financials, with revenue from overseas markets constituting around 60% of the total revenue.

The global presence was strengthened in FY 22-23 through a slew of strategic initiatives. Years of continuous dialogue with customers in South America paid off with a dramatic increase in sales from that region. The Company also strengthened its relations with one of the largest producers of farmed salmon in Europe. While aquaculture salmon accounts for a large part of global fish sales, GTFL made notable inroads into markets for other high-value farmed fish as well. To service international customers more efficiently, the Company has expanded its teams in America and Europe.

While the Company's value-adding innovations in aquaculture and trawl fishing continue to generate high demand, its offerings for other segments also have good growth potential in international markets.






“

We innovate by starting with the customer and working backwards.

”

Jeff Bezos






Demand for Innovation

Technological innovation constitutes GTFL's invaluable capital. The Company has a large R&D team consisting of scientists holding doctorates and master's degrees in textile technology from world-ranked institutions and aggregate experience of over 30 years. This top-notch team has enabled the Company to file around 90 patent applications, of which 24 have been granted. Apart from offering differentiated and profitable solutions to customers, the GTFL innovations address the challenges of environmental sustainability, with benefits of lower carbon, energy and water footprints compared to competitive products.

The thrust on application-focused innovation was maintained in FY 22-23, and yielded rich dividends. Among the GTFL solutions that garnered high market interest were Sapphire CFR, a new-age predator net; X18, a stiff predator net that combines superior protection with ease of handling; energy-efficient Garflow fishing nets; and X12, a non-pharmacological shield that prevents sea lice from entering salmon aquaculture cages. Positive market feedback was also received for SNG, a braided bottom-trawling HDPE net that has high strength and abrasion resistance, thus enhancing trawl life and reducing fuel bills.





“
*Breakthrough is how to distinguish a leader
and who followed.*
”

Steve Jobs





Breakthroughs in Geosynthetics

GTFL has over the years expanded its portfolio to cater to several segments apart from fishing and shipping, such as sports, agriculture, building construction, infrastructure development, environment protection, transportation and packaging. In this diversified portfolio, the Company's geosynthetic solutions recorded remarkable growth in FY 22-23. The superlative performance was achieved through a wider customer base in the domestic and international markets, higher margins and a clutch of high-value orders in excess of ₹ 100 million.

On the domestic front, a challenging project successfully executed in FY 22-23 was for the protection of the Kargil-Zaskar highway in Ladakh from avalanches. The project involved the complex design and installation of barriers in the avalanche zone, using technical guidelines developed by the Swiss Federal Institute for Snow and Avalanche Research. Another major project successfully executed in the year was the scientific closure and capping of a hazardous waste landfill in central India.

On the export front, there was a substantial increase in business in South America, Europe and USA. The Company's geo-textile bags and geo-textile containers for protection of coastlines and infrastructure of ports and harbours also drew positive interest internationally. Overall, this segment looks to be on the fast track for growth in the years to come.





“

In the long run, your human capital is your main base of competition.

”

Bill Gates





Maximizing Human Capital

GTFL's people are its core strength, and providing them with an empowering work culture is a top priority for the organisation. The Company's myriad efforts to enhance business performance through enhanced human capital was once again recognised by the prestigious Great Place to Work (GPTW) survey, which evaluates the work culture of organisations on the basis of five parameters: innovation, values, trust, leadership effectiveness, and maximising human potential. In FY 22-23, GTFL was ranked by GPTW among India's top 25 'best workplaces in manufacturing' and among India's top 50 workplaces for 'building a culture of innovation for all'.

Among the several programmes launched during the year to enhance human capital was 'Tavamitram', an initiative focused on holistic wellness. 'Tavamitram' acts as a sounding board for employees to seek expert support on personal issues without the fear of being judged. The support is offered through various channels including a one-on-one helpline, 24X7 chat facility, a weekly counselling cell with a dedicated therapist, monthly support groups, and counselling sessions on topics such as elderly care and teenage parenting. 'Tavamitram' aims to enhance trust, safety and joy in the workplace, prevent burnout, and strengthen overall employee well-being, ultimately boosting productivity.





Directors' Report

(For the Financial Year ended 31st March, 2023)

To The Members,

Your Directors have pleasure in presenting the Forty-Sixth Annual Report along with Audited Financial Statements of the Company for the financial year ended 31st March, 2023.

■ FINANCIAL SUMMARY:

(₹ in lakhs)

Particulars	Standalone		Consolidated	
	Year ended 2022-2023	Year ended 2021-2022	Year ended 2022-2023	Year ended 2021-2022
Revenue from Operations	1,25,361.68	1,17,605.46	1,30,554.85	1,18,939.87
Other Income	2,785.22	2,547.03	2,790.48	2,554.00
Total Income	<u>1,28,146.90</u>	<u>1,20,152.49</u>	<u>1,33,345.33</u>	<u>1,21,493.87</u>
Profit subject to				
Depreciation & Taxation	22,895.38	23,141.49	24,548.58	23,787.29
Less: Depreciation and Amortisation Expenses	<u>2,223.76</u>	<u>2,140.75</u>	<u>2,230.75</u>	<u>2,145.98</u>
Profit Before Tax	20,671.62	21,000.74	22,327.83	21,641.31
Less: Tax Expenses				
Current Tax	5,062.80	5,156.41	5,397.32	5,390.72
Deferred Tax	<u>(298.19)</u>	<u>(228.73)</u>	<u>(299.46)</u>	<u>(227.47)</u>
	4,764.61	4,927.68	5,097.86	5,163.25
Profit After Tax	<u>15,907.01</u>	<u>16,073.06</u>	<u>17,219.97</u>	<u>16,478.06</u>
Share of (Profit)/Loss from Investment in Associate & Joint Venture	-	-	-	0.03
Profit for the year	<u>15,907.01</u>	<u>16,073.06</u>	<u>17,219.97</u>	<u>16,478.06</u>

■ 2022-2023 – THE YEAR UNDER REVIEW:

During the year under review, your Company recorded satisfactory performance despite challenging external situation.

Your Company recorded standalone revenue of ₹ 1,253.62 crore for the year ended 31st March, 2023, an increase of 6.60% over the previous year's standalone revenue of ₹ 1,176.05 crores.

Domestic Sales amounted to ₹ 498.79 crores, and the Export Sales amounted to ₹ 754.83 crores for the year ended 31st March, 2023, on standalone basis.

Further, your Company earned consolidated revenue of ₹ 1,305.55 crores for the year ended 31st March, 2023, an increase of 9.77% over the previous year's consolidated revenue of ₹ 1,189.40 crores.

Consolidated Profit Before Tax is ₹ 223.18 crores against ₹ 216.41 crores of the previous year.

■ OPERATIONS:

The operations of the Company are elaborated in the annexed "Management Discussion and Analysis Report".

■ SUBSIDIARIES AND ASSOCIATE:

Garware Technical Fibres USA INC. ("GTF USA INC"), is a Wholly Owned Subsidiary of your Company incorporated in the State of Washington, United State of America. GTF USA INC is engaged in the business of sale and supply of the products to technical textile industry in USA markets. GTF USA INC recorded revenue of ₹ 163.66 crores and earned net profit of ₹ 6.51 crores for the year ended 31st March, 2023, as compared to revenue of ₹ 166.64 crores and net profit of ₹ 5.99 crores during the previous year.

Garware Technical Fibres Chile SpA ("GTF Chile SpA"), is a Wholly Owned Subsidiary of your Company incorporated in Republic of Chile. GTF Chile SpA is engaged in the business of sale and supply of the



products to technical textile industry in Chile markets. GTF Chile SpA recorded revenue of ₹ 123.15 crores and earned net profit of ₹ 4.30 crores for the year ended 31st March, 2023, as compared to revenue of ₹ 63.71 crores and net profit of ₹ 2.22 crores during the previous year.

Garware Environmental Services Private Limited ("GESPL") and Garware Technical Textile Private Limited ("GTTPL"), are Wholly Owned Subsidiaries of your Company. GESPL and GTTPL are yet to commence commercial operations.

Garware Technical Fibres Foundation is a Wholly Owned Subsidiary of your Company incorporated under Section 8 of the Companies Act, 2013, to undertake various Corporate Social Responsibility activities in areas or subjects specified in Schedule VII of the Companies Act, 2013.

The Company does not have any material subsidiary.

Garware Meditech Private Limited is an associate of your Company and presently not having any business activity.

Pursuant to provisions of first proviso of sub-section (3) of Section 129 of the Companies Act, 2013, a Statement containing salient features of the Financial Statement of its Subsidiaries and Associate Company in Form No. AOC-1 is attached to the Financial Statement, which forms an integral part of this Report.

■ CONSOLIDATED FINANCIAL STATEMENTS:

Pursuant to the provisions of Section 129 of the Companies Act, 2013, read with the Companies (Accounts) Rules, 2014 and applicable Accounting Standards, the Company has prepared a Consolidated Financial Statement of the Company, its Subsidiaries and Associate Company in the same form and manner as that of the Company, which shall be laid before the ensuing Annual General Meeting of the Company along with the laying of the Company's Standalone Financial Statement.

The Annual Report of the Company *inter alia* contains the Standalone Audited Financial Statement of the Company and Consolidated Audited Financial Statement of the Company and its Subsidiaries and Associate Company except its wholly owned subsidiary Garware Technical Fibres Foundation, a company incorporated under Section 8 of the Companies Act, 2013.

Considering the nature and insignificant variability of its return, it has been concluded that it does not have

'control' over Garware Technical Fibres Foundation and thus, the same was not consolidated alongwith the Financial Statement of the Company.

Pursuant to the provisions of Section 136 of the Companies Act, 2013, the Standalone Financial Statements of the Company, Consolidated Financial Statements along with relevant documents and Financial Statements in respect of its Subsidiaries and Associate Company are also uploaded on the Company's website: <https://www.garwarefibres.com/investors/financial-information/shareholder-meeting#investorsmenu>.

The Financial Statements of the Subsidiaries, Associate Company and the related detailed information will be made available to any Member of the Company / its Subsidiaries and Associate Company, who may be interested in obtaining the same. The Financial Statements of the Subsidiaries and Associate Company will also be kept for inspection by any Member at the Company's Registered Office and that of the Subsidiaries and Associate Company.

■ RESERVES:

Your Directors do not propose to transfer any amount to the General Reserves and retain of ₹ 89,214.47/- lakhs in the statement of the Profit and Loss.

■ BUY-BACK OF EQUITY SHARES:

During the year under review, your Company has bought back 2,40,000 equity shares of the Company of face value of ₹ 10/- each representing 1.16% of the Equity Shares in the then existing total equity paid-up capital of the Company, from all Eligible Shareholders on a proportionate basis, through the 'Tender Offer' process, at a price of ₹ 3,750/- per equity share, payable in cash, for an aggregate maximum amount of ₹ 90 crores, pursuant to the provisions of the SEBI (Buy-back of Securities) Regulations, 2018 and the Companies Act, 2013.

Pursuant to the issuance of Letter of Offer, tender period for buy-back was opened on 05th December, 2022 and closed on 16th December, 2022. Your Company bought back 2,40,000 equity shares of the Company of face value of ₹ 10/- each from all Eligible Shareholders, who tendered the shares on a proportionate basis and extinguished the same on 27th December, 2022. The total paid up capital of your Company stands reduced from ₹ 20,61,81,690/- divided into 2,06,18,169 equity shares of face value of ₹ 10/- each to ₹ 20,37,81,690/- divided into



STRONG, RESILIENT AND FUTURE-READY

2,03,78,169 equity shares of face value of ₹ 10/- each post extinguishment of the said 2,40,000 equity shares of the Company. The Buyback resulted in a cash outflow of ₹ 90 crores (excluding transaction costs). The Company funded the Buyback from its free reserves. In accordance with Section 69 of the Companies Act, 2013, the Company has created capital redemption reserve of ₹ 24.00 lakhs equal to the nominal value of the shares bought back as an appropriation from general reserves.

■ DIVIDEND:

Your Directors, after taking into account, the various provisions of Dividend Distribution Policy of the Company, have recommended a Dividend of ₹ 3.50/- per share (35%) on the subscribed equity capital consisting of 2,03,78,169 Equity Shares of face value of ₹ 10/- each, of the Company existing as on 31st March, 2023, for your consideration at ensuing Annual General Meeting of the Company. The total proposed dividend for the year would absorb an amount of ₹ 7,13,23,592/-.

Pursuant to the provisions of Income-tax Act, 1961 as amended, dividends paid or distributed by the Company shall be taxable in the hands of the Shareholders. The Company shall, make the payment of the final dividend after deduction of tax at source as per the applicable statutory provisions.

The Dividend as recommend by the Board of Directors, if approved by the Members of the Company, will be paid to the eligible Members within the stipulated time.

■ DIVIDEND DISTRIBUTION POLICY:

Pursuant to the provision of Regulation 43A of the SEBI (Listing Obligations and Disclosure Requirements) Regulations, 2015, the Board of Directors of the Company has adopted a Dividend Distribution Policy and the same is uploaded on the Company's website: <https://www.garwarefibres.com/investors/policies/dividend-distribution-policy/>.

■ DEPOSITS:

During the year under review, your Company has neither accepted nor renewed any deposit within the meaning of Sections 73 of the Companies Act, 2013, read with the Companies (Acceptance of Deposits) Rules, 2014 (including any statutory modification(s) or re-enactment(s) for the time being in force).

■ CHANGE IN THE NATURE OF BUSINESS, IF ANY:

There was no change in the nature of business of

your Company during the Financial Year ended 31st March, 2023.

■ MATERIAL CHANGES AND COMMITMENT AFFECTING FINANCIAL POSITION:

There were no material changes and commitments, affecting the financial position of the Company occurred between the end of the Financial Year of the Company i.e. 31st March, 2023 and the date of this Directors' Report i.e. 22nd May, 2023.

■ DIRECTORS AND KEY MANAGERIAL PERSONNEL:

The Board of your Company is duly constituted in accordance with the requirements of the Companies Act, 2013 read with the SEBI (Listing Obligation and Disclosure Requirements) Regulations, 2015.

Pursuant to the provisions of Section 152 of the Companies Act, 2013, read with Article 96 of the Articles of Association of the Company, Mr. V. R. Garware (DIN 00092201) is liable to retire by rotation at the ensuing Annual General Meeting of the Company and, being eligible, offers himself for re-appointment. The Board recommends his re-appointment.

The details of Mr. V. R. Garware, as required under the SEBI (Listing Obligations and Disclosure Requirements) Regulations, 2015 and as per Secretarial Standard - 2 of General Meeting are contained in the accompanying Notice calling Forty-Sixth (46th) Annual General Meeting of the Company, which forms an integral part of this Report.

During the year under review, Mr. Mukesh Surana, ceased to hold the position of Chief Financial Officer (Key Managerial Personnel) of the Company with effect from 30th December, 2022.

In order to comply with the provision of Section 203 of the Companies Act, 2013 and Rules made thereunder and the SEBI (Listing Obligations and Disclosure Requirements) Regulations, 2015, the Board of Directors at its meeting held on 22nd May, 2023, designated Mr. Dhwanee Buch, who is working with the Company as AVP-Accounts, as a Chief Financial Officer (Key Managerial Personnel) of the Company for the interim period, based on the re-recommendation of the Nomination and Remuneration Committee and approval of the Audit Committee of the Board.

Pursuant to the provisions of Section 203 of the Companies Act, 2013, Mr. V. R. Garware, Chairman & Managing Director, Mr. Dhwanee Buch, Chief Financial Officer and Mr. Sunil Agarwal, Company



Secretary and Compliance Officer, are discharging the functions and responsibilities of whole-time Key Managerial Personnel of the Company.

During the Financial Year 2022-23, there was no change in the composition of the Board of Directors and the Key Managerial Personnel, except as stated above.

■ **DECLARATION BY INDEPENDENT DIRECTORS:**

The Company has received declarations from all the Independent Directors, confirming that they meet the criteria of independence as provided in sub-section (6) of Section 149 of the Companies Act, 2013 and Rule 5 of the Companies (Appointment and Qualification of Directors) Rules, 2014 and Regulation 16(1)(b) of the SEBI (Listing Obligations and Disclosure Requirements) Regulations, 2015.

In terms of Regulation 25(8) of the SEBI (Listing Obligations and Disclosure Requirements) Regulations, 2015, the Independent Directors have confirmed that they are not aware of any circumstance or situation, which exist or may be reasonably anticipated, that could impair or impact their ability to discharge their duties.

In terms of Rule 6(3) of Companies (Appointment and Qualification of Directors) Rules, 2014, the Independent Directors have confirmed that they are in compliance with sub-rule (1) and (2) of Rule 6 of Companies (Appointment and Qualification of Directors) Rules, 2014.

■ **STATEMENT OF BOARD OF DIRECTORS:**

The Board of Directors of the Company are of the opinion that all the Independent Directors of the Company possesses the attributes of integrity, expertise and experience required to best serve the interest of the Company.

■ **DIRECTORS' RESPONSIBILITY STATEMENT:**

Your Directors, to the best of their knowledge and belief and according to the information and explanations obtained by them and pursuant to the provisions of Section 134(3)(c) read with Section 134(5) of the Companies Act, 2013, hereby state and confirm that:

1. in the preparation of the Annual Financial Statements for the year ended 31st March, 2023, the applicable Accounting Standards have been followed and there are no material departures;
2. for the Financial Year ended 31st March, 2023, such Accounting Policies as mentioned in the Notes to the Financial Statements have been applied consistently and judgments and estimates that are reasonable

and prudent have been made, where necessary so as to give a true and fair view of the state of affairs of the Company as on 31st March, 2023 and of the Profit and Loss of the Company for the year ended 31st March, 2023;

3. proper and sufficient care has been taken for the maintenance of adequate accounting records, for safeguarding the assets of the Company and for preventing and detecting fraud and other irregularities in accordance with the provisions of the Companies Act, 2013;
4. the Annual Financial Statements have been prepared on a "Going Concern" basis;
5. proper Internal Financial Controls were followed by the Company and that such Internal Financial Controls are adequate and were operating effectively; and
6. proper systems to ensure compliance with the provisions of all applicable laws were in place and that such systems were adequate and operating effectively.

■ **ANNUAL EVALUATION BY THE BOARD:**

In view of the provisions of the Companies Act, 2013 and considering the Guidance Note dated 5th January, 2017, issued by the Securities and Exchange Board of India ("SEBI"), the Nomination & Remuneration Committee of the Board had laid down comprehensive framework including the criteria for evaluation of performance of the Board as a whole and various committees of the Board and individual Directors, including Independent Directors.

Based on the above mentioned comprehensive framework, the Board of Directors of the Company had carried out Annual Evaluation of the performance of the Board as a whole, the Directors individually and also the working of its Audit Committee, Nomination & Remuneration Committee, Corporate Social Responsibility Committee, Stakeholder Relationship Committee and Risk Management Committee.

On collation of all the responses, feedback was provided by Chairman of the Board to the Board of Directors and each member of the Board.

The Board noted the evaluation results that were collated and presented to the Board.

The Directors expressed their satisfaction with the evaluation process.

A separate meeting of Independent Directors was held on Friday, 21st October, 2022, without the presence of



STRONG, RESILIENT AND FUTURE-READY

Non-Independent Directors and members of the management, inter alia, to:

- i. Review the performance of Non-Independent Directors and the Board as a whole;
- ii. Review the performance of the Chairperson of the Company, taking into account the views of Executive Director and Non-Executive Directors;
- iii. Assess the quality, quantity and timeliness of flow of information between the Company management and the Board that was deemed necessary for the Board to effectively and reasonably perform their duties.

■ NUMBER OF MEETINGS OF THE BOARD:

There were four (04) meetings of the Board of Directors held during the year, details of which are given in the annexed “Corporate Governance Report”.

■ COMPOSITION OF THE COMMITTEES OF THE BOARD:

The details relating to the composition of Audit Committee, Nomination and Remuneration Committee, Corporate Social Responsibility Committee, Stakeholders Relationship Committee and Risk Management Committee are given in the annexed “Corporate Governance Report”.

■ AUDITORS:

1. STATUTORY AUDITORS:

Pursuant to the provisions of Section 139, 142 and other applicable provisions, if any, of the Companies Act, 2013 read with the Companies (Audit and Auditors) Rules, 2014, and pursuant to the recommendation of the Audit Committee, M/s. Mehta Chokshi & Shah LLP, Chartered Accountants (Firm Registration no. 106201W/W100598), were appointed as Statutory Auditors at the 45th Annual General Meeting to hold the office for a second term of five (05) consecutive years, from the conclusion of 45th Annual General Meeting till the conclusion of 50th Annual General Meeting of the Company.

STATUTORY AUDITORS' REPORT:

There are no audit qualifications, reservations or adverse remarks or disclaimers, in the Auditors' Report, as annexed elsewhere in this Annual Report.

During the year under review, the Statutory Auditors have not reported any instances of frauds committed in the Company by its officer and employees under Section 143(12) of the Companies Act, 2013.

2. SECRETARIAL AUDIT:

Pursuant to the provisions of Section 204 of the

Companies Act, 2013, read with Rule 9 of the Companies (Appointment and Remuneration of Managerial Personnel) Rules, 2014, the Board of Directors of the Company had appointed M/s. SVD & Associates, Company Secretaries as Secretarial Auditor for the year ended 31st March, 2023.

The Secretarial Auditor has submitted its Report in Form No. MR-3 for the Financial Year ended on 31st March, 2023 and the same as set out in “Annexure 1”, forms an integral part of the Directors' Report. There are no qualifications, reservations or adverse remarks or disclaimers made in the Secretarial Audit Report.

■ COST AUDIT:

The Company made and maintained the Cost Accounting Records under Section 148 of the Companies Act, 2013 for the Financial Year 2022-23. M/s. Joshi Apte & Associates, Cost Accountants, (Firm Registration No. 000240), were appointed as Cost Auditor for conducting audit of Cost Accounting Records maintained by the Company, for the Financial Year 2022-23.

The Audit Report for the Cost Accounting records maintained by the Company for the Financial Year 2022-23, is under preparation and the same will be filed with the Central Government within the prescribed time limit.

M/s. Joshi Apte & Associates, Cost Accountants, (Firm Registration No. 000240), were re-appointed as Cost Auditor for conducting an audit of Cost Accounting Records maintained by the Company, for the Financial Year 2023-24.

A resolution proposing ratification of the remuneration of the said Cost Auditors' for the Financial Year ended 31st March, 2024, forms part of the Notice of the Forty-Sixth (46th) Annual General Meeting of the Company as Special Business by way of Ordinary Resolution.

■ PARTICULARS OF LOANS, GUARANTEES AND INVESTMENTS:

Details of loans and guarantees given and investments made during the Financial Year 2022-23, under the provisions of Section 186 of the Companies Act, 2013, read with the Companies (Meetings of Board and its Powers) Rules, 2014 are given in the notes to Financial Statements, which forms an integral part of this Report.

■ RELATED PARTY TRANSACTIONS:

All the transactions with Related Parties entered



during the Financial Year 2022-23 by the Company, were in the ordinary course of business and on arm's length basis.

There were no Material Related Party Transaction(s) made with a Related Party as per Regulation 23 of the SEBI (Listing Obligations and Disclosure Requirements) Regulations, 2015.

All Related Party Transactions were placed before the Audit Committee for their prior approval.

Omnibus approval of Audit Committee was obtained for the year for transactions which were of repetitive nature. The Policy on Related Party Transactions as approved by the Board has been uploaded on the Company's website: <https://www.garwarefibres.com/investors/related-party-transactions-policy/>.

Pursuant to the provisions of Section 134(3)(h) of the Companies Act, 2013, Form AOC-2 is not applicable to the Company.

■ **ADEQUACY OF INTERNAL FINANCIAL CONTROL:**

Your Company, continued to remain focused on ensuring a robust and effective Internal Financial Control framework.

Internal Financial Controls laid down by your Company with reference to the Financial Statements are adequate, operating effectively and commensurate to the size, scale of operations and nature of business of the Company.

■ **REMUNERATION POLICY:**

The Board of Directors of the Company has approved the Policy relating to remuneration for the Directors, Key Managerial Personnel and Senior Management based on recommendation of Nomination & Remuneration Committee of the Board.

The salient aspects covered in the Policy have been outlined in the Corporate Governance Report, which forms an integral part of this Report.

As per the requirements of Section 178(4) of the Companies Act, 2013 details of such a Policy have been uploaded on the Company's website: <https://www.garwarefibres.com/remuneration-policy/>.

■ **RISK MANAGEMENT POLICY:**

The Company recognizes the importance of Risk Management and hence the Board of Directors of the Company has adopted Risk Assessment and Minimization Policy Statement. This Policy Framework has been adopted as a fundamental part of the

business policy to counter and combat the adverse consequential effects of various risks.

Risk Management involves the following:

- Identification of risks.
- Evaluation of the risks as to likelihood and consequences.
- Assessment of options for minimising / covering the risks.
- Action Plan for the implementation of the Risk Management Plans.
- Review of the Risk Management efforts.
- Cyber Security Risk.

The Risk Management Committee of the company has been entrusted by the board with the responsibilities of risk assessment, management and mitigation within the framework of the Risk Assessment and Minimization Policy Statement. Details of the terms of reference and meeting of Risk Management Committee have been outlined in the annexed "Corporate Governance Report".

■ **VIGIL MECHANISM:**

The Board of Directors of the Company has formulated a Vigil Mechanism Policy which is in compliance with the provisions of Section 177(10) of the Companies Act, 2013, Regulation 22 of the SEBI (Listing Obligations and Disclosure Requirements) Regulations, 2015 and Regulation 9A of SEBI (Prohibition of Insider Trading) Regulations, 2015, details of which are given in the annexed "Corporate Governance Report".

■ **CORPORATE SOCIAL RESPONSIBILITY (CSR):**

Pursuant to the provisions of Section 135 of the Companies Act, 2013, read with the Companies (Corporate Social Responsibility), Rules, 2014, your Company has established Corporate Social Responsibility (CSR) Committee and an Annual Report on CSR Activities, forming an integral part of the Directors' Report is set out in "Annexure 2".

■ **THE CONSERVATION OF ENERGY, TECHNOLOGY ABSORPTION, FOREIGN EXCHANGE EARNINGS AND OUTGO:**

Information in accordance with the provisions of Section 134(3)(m) of the Companies Act, 2013, read with Rule 8(3) of the Companies (Accounts) Rules, 2014, pertaining to the Conservation of Energy, Technology Absorption, Foreign Exchange Earnings and Outgo is set out in "Annexure 3", forming an integral part of the Directors' Report.



STRONG, RESILIENT AND FUTURE-READY

■ ANNUAL RETURN:

Pursuant to the provisions of Sections 92(3) of the Companies Act, 2013 your Company has uploaded its Draft Annual Return for the Financial Year 2022-23 on the Company's website: <https://www.garwarefibres.com/investors/financial-information/shareholder-meeting#investorsmenu>.

■ PERSONNEL:

The relations with employees and workman at all levels continued to be cordial throughout the year.

■ PARTICULARS OF EMPLOYEES:

The information required pursuant to the provisions of Section 197 of the Companies Act, 2013, read with Rule 5 of the Companies (Appointment and Remuneration of Managerial Personnel) Rules, 2014 is set out in “Annexure 4”, forming an integral part of the Directors' Report.

■ THE SEXUAL HARASSMENT OF WOMEN AT WORKPLACE (PREVENTION, PROHIBITION AND REDRESSAL) ACT, 2013 (“the Sexual Harassment Act”):

Your Company, has zero tolerance towards any action on the part of any employee, which may fall under the ambit of “Sexual Harassment” at workplace, and is fully committed to uphold and maintain the dignity of every woman employee working in the Company.

Your Company, has formulated and implemented a Policy under the Sexual Harassment Act and Rules framed thereunder.

As per the provisions of the Sexual Harassment Act and Rules made thereunder, your Company has constituted Internal Complaints Committee (ICC).

During the Financial Year 2022-23, there were no complaints reported under the Sexual Harassment Act.

■ CORPORATE GOVERNANCE:

Pursuant to Regulation 34 read with Schedule V of the SEBI (Listing Obligations and Disclosure Requirements) Regulations, 2015, Corporate Governance as well as the Auditor's Certificate regarding compliance of conditions of Corporate Governance are set out in separate section, which forms an integral part of this Report.

The Report on Corporate Governance also contains certain disclosures required under the Companies Act, 2013.

■ BUSINESS RESPONSIBILITY REPORT:

Pursuant to the provisions of Regulation 34(2)(f) of

the SEBI (Listing Obligations and Disclosure Requirements) Regulations, 2015, as amended vide SEBI notification dated 5th May, 2021, Business Responsibility and Sustainability Report detailing the various initiatives taken by the Company from an environmental, social and governance perspective is set out in separate section, which forms an integral part of this Report.

■ OTHER DISCLOSURES:

There were no significant and material orders passed by Regulators / Courts / Tribunals that would impact the going concern status of the Company and its future operations. Except an application pending under Section 9 of the Insolvency and Bankruptcy Code, 2016 filed by Operational Creditors in year 2020 for a claimed amount of ₹ 23.24 lakhs, against which interlocutory application challenging the maintainability of such IBC application filed by the Company is pending for hearing as on 31st March, 2023, there is no other application filed or pending under Insolvency and Bankruptcy Code, 2016 against the Company during the Financial Year 2022-23.

■ SECRETARIAL STANDARDS:

The Company is in compliance with the applicable Secretarial Standards issued by the Institute of Company Secretaries of India (ICSI) and approved by the Central Government under Section 118(10) of the Companies Act, 2013.

■ ACKNOWLEDGMENT:

Your Directors gratefully acknowledge the support given by the Customers, Dealers, Distributors, Suppliers, Bankers, various departments of the Central and State Governments, Local Authorities and also the Members of the Company.

Your Directors would further like to record their appreciation for the unstinted efforts put in by all Employees of the Company during the year.

On behalf of the Board of Directors,

V. R. GARWARE

Chairman & Managing Director
DIN 00092201

Pune
22nd May, 2023


ANNEXURE 1 TO DIRECTORS' REPORT 2022-23
**Secretarial Audit Report - Form No. MR-3
 (For the Financial Year ended 31st March, 2023)**

[Pursuant to Section 204 (1) of the Companies Act, 2013 and Rule no. 9 of the Companies (Appointment and Remuneration of Managerial Personnel) Rules, 2014 and Pursuant to Regulation 24A of SEBI (Listing Obligation and Disclosure Requirements) Regulations, 2015]

To,
 The Members,
 Garware Technical Fibres Limited,
 Plot No. 11, Block D-1, M.I.D.C., Chinchwad, Pune-411019

We have conducted the secretarial audit of the compliance of applicable statutory provisions and the adherence to good corporate practices by **Garware Technical Fibres Limited**, CIN: L25209MH1976PLC018939 (hereinafter called "the Company"). Secretarial Audit was conducted in a manner that provided us a reasonable basis for evaluating the corporate conducts/statutory compliances and expressing our opinion thereon.

Based on our verification of the Company's books, papers, minute books, forms and returns filed and other records maintained by the Company and also the information provided by the Company, its officers, agents and authorized representatives during the conduct of secretarial audit, we hereby report that in our opinion, the Company has, during the audit period covering the financial year ended on 31st March, 2023 complied with the statutory provisions listed hereunder and also that the Company has proper Board-processes and compliance-mechanism in place to the extent, in the manner and subject to the reporting made hereinafter:

We have examined the books, papers, minute books, forms and returns filed and other records maintained by the Company for the financial year ended on 31st March, 2023 according to the provisions of:

- i. The Companies Act, 2013, (the Act) as amended from time to time and the rules made thereunder;
- ii. The Securities Contracts (Regulation) Act, 1956 ('SCRA') and the rules made thereunder;
- iii. The Depositories Act, 1996 and the Regulations and Bye-laws framed thereunder;
- iv. Foreign Exchange Management Act, 1999 and the rules and regulations made thereunder to the extent of Foreign Direct Investment, Overseas Direct Investment and External Commercial Borrowings, wherever applicable;
- v. The following Regulations and Guidelines prescribed under the Securities and Exchange Board of India Act, 1992 ('SEBI Act'):-
 - a) The Securities and Exchange Board of India (Substantial Acquisition of Shares and Takeovers) Regulations, 2011;
 - b) The Securities and Exchange Board of India (Prohibition of Insider Trading) Regulations, 2015;
 - c) The Securities and Exchange Board of India (Issue of Capital and Disclosure Requirements), Regulations, 2018 (**not applicable to the Company during the audit Period**);
 - d) The Securities and Exchange Board of India (Share Based Employee Benefits and Sweat Equity) Regulations, 2021 (**not applicable to the Company during the audit Period**);
 - e) The Securities and Exchange Board of India (Issue and Listing of Non-Convertible Securities) Regulations 2021 (**not applicable to the Company during the audit Period**);
 - f) The Securities and Exchange Board of India (Registrars to an Issue and Share Transfer Agents) Regulations, 1993 regarding the Companies Act and dealing with client (**not applicable to the Company during the audit Period**);
 - g) The Securities and Exchange Board of India (Delisting of Equity Shares) Regulation 2021 (**not applicable to the Company during the audit Period**); and
 - h) The Securities and Exchange Board of India (Buy-Back of Securities) Regulations, 2018;
- vi. We further report that having regards to the compliance system prevailing in the Company and on examination of the relevant documents and records in pursuance thereof, no other law was applicable specifically to the Company.

We have also examined compliance with the applicable clauses and regulations of the following:

- i. Secretarial Standards issued by The Institute of Company Secretaries of India; and
- ii. The Listing Agreement entered into by the Company with Stock Exchanges pursuant to The Securities and Exchange Board of India (Listing Obligations and Disclosure Requirements) Regulations, 2015 including any amendments thereto.

During the period under review the Company has complied with the provisions of the Act, Rules, Regulations, Guidelines, Standards, etc. mentioned above.

We further report that:

The Board of Directors of the Company is duly constituted with proper balance of Executive Directors, Non-Executive Directors and Independent Directors. There is no change in the composition of the Board of Directors during the period under review.



STRONG, RESILIENT AND FUTURE-READY

Adequate notice is given to all directors to schedule the Board Meetings, agenda and detailed notes on agenda were sent at least seven days in advance and a system exists for seeking and obtaining further information and clarifications on the agenda items before the meeting and for meaningful participation at the meeting.

All decisions at Board Meetings and Committee Meetings are carried out unanimously as recorded in the minutes of the meetings of the Board of Directors or Committees of the Board, as the case may be.

We further report that there are adequate systems and processes in the Company commensurate with the size and operations of the Company to monitor and ensure compliance with applicable laws, rules, regulations and guidelines.

We further report that during the audit period, there were no specific events / actions having a major bearing on the Company's affairs in pursuance of the above referred laws, rules, regulations, guidelines, standards, etc. except following:

1. During the year, the Company has done a buy-back of 2,40,000 (Two Lakh Forty Thousand) fully paid-up equity shares of ₹ 10/- (Rupees Ten) each, representing 1.16% of the paid-up equity capital of the Company from all eligible equity shareholders on proportionate basis through the 'tender offer' process, at a price of ₹ 3,750/- (Rupees Three Thousand Seven Hundred Fifty only) per equity share payable in cash. Accordingly the paid up capital of the Company has been reduced.

For **SVD & Associates**
Company Secretaries

Sridhar Mudaliar

Partner

FCS No: 6156

C P No: 2664

Place: Pune
Date: 22nd May, 2023

Peer Review No:P2013MH075200
UDIN:F006156E000341271

Note: This report is to be read with letter of even date by the Secretarial Auditors, which is annexed as **Annexure A** and forms an integral part of this report.

'ANNEXURE A'

To,
The Members,
Garware Technical Fibres Limited,
Plot No. 11, Block D-1, M.I.D.C., Chinchwad, Pune-411019

Our Secretarial Audit Report of even date is to be read along with this letter.

Management's Responsibility

1. It is the responsibility of the management of the Company to maintain secretarial records, devise proper systems to ensure compliance with the provisions of all applicable laws and regulations and to ensure that the systems are adequate and operate effectively.

Auditor's Responsibility

2. Our responsibility is to express an opinion on these secretarial records, standards and procedures followed by the Company with respect to secretarial compliances.
3. We believe that audit evidence and information obtained from the Company's management is adequate and appropriate for us to provide a basis for our opinion.
4. We have physically verified the documents and evidences and also relied on data provided through electronic mode to us.
5. Wherever required, we have obtained the management's representation about the compliance of laws, rules and regulations and happening of events, etc.

Disclaimer

6. The Secretarial Audit Report is neither an assurance as to the future viability of the Company nor of the efficacy or effectiveness with which the management has conducted the affairs of the Company.
7. We have not verified the correctness and appropriateness of financial records and books of accounts of the Company.

For **SVD & Associates**
Company Secretaries

Sridhar Mudaliar

Partner

FCS No: 6156

C P No: 2664

Place: Pune
Date: 22nd May, 2023

Peer Review No:P2013MH075200
UDIN:F006156E000341271



ANNEXURE 2 TO DIRECTORS' REPORT 2022-23

The Annual Report on Corporate Social Responsibility (CSR) Activities for the Financial Year 2022-23

[Pursuant to the provision of Section 135 & Schedule VII of the Companies Act, 2013 read with Companies (Corporate Social Responsibility Policy), Rule, 2014, and forming part of the Directors Report for the year ended 31st March, 2023].

1. Brief outline of CSR Policy of the Company

The Board of Directors of the Company in compliance of the provisions of the Companies Act, 2013, and after taking into account the recommendations of the CSR Committee of the Company, has formulated the CSR policy and the same has been displayed on the Company's website: <https://www.garwarefibres.com/investors/csr-policy/>.

The major thrust areas of CSR policy are promoting education, promoting research and development in agriculture / horticulture / aquaculture / fisheries etc., promoting health care, empowering women, undertaking environmental friendly measures like tree plantation, and rural / agricultural extension / development projects, mainly in and around the geographical areas where the Company's plant / businesses are located.

A brief overview of your Company's CSR Projects / Programme is given below:

Project SwasthayaSeva:-

Good health is a vital asset for full individual development and sustainable progress of a society. Recognising the importance of this asset and the critical gaps that exist between demand and supply of health services in India, the Company has been contributing to strengthening of health infrastructure and facilities. In FY 2022-23, the Company contributed towards the procurement of medical equipment like laparoscopy Instruments and blood analysis system for a hospital that caters to needy people in a rural area.

Project Sarva Shiksha:-

Partnering in the national goal of education for all, the Company has been contributing to improvements in school infrastructure which caters largely to the marginalised sections of society. The quality of education in over 100 schools in the vicinity of the Company's Wai plant has been improved by providing cycles to students, toilets, computer labs and other facilities. In FY 2022-23, the Company also provided support for post-doctoral research in the areas covered under CSR to selected candidates. To increase awareness about traffic rules among all sections of society including the youth, the Company supported special drives on this vital but often overlooked issue.

Project Vikas:-

The Company contributes to the overall development of rural area particularly keeping in focus of disadvantaged communities like fisher folk, farmers etc. by initiating various development projects like constructing community development centers for social, educational and other cultural programmes or other infrastructural support like contribution in basic amenities for safe drinking water and disaster management. In continuation of these efforts, in FY 2022-23, the Company contributed for the installation of RO water system to provide safe drinking water in a rural area and procurement of a fire tender for a local body.

As a natural calamity led to food insecurity among low-income and disadvantaged families, the Company arranged for distribution of rice to needy families.

Project Atmanirbhar:-

To ensure sustainable and remunerative livelihoods, the Company focuses on empowering the youth of the country with adequate skill sets that will enable their employment in relevant sectors and also improve productivity. The Wai area, where the Company has its manufacturing facility, has a significant youth population with varying levels of skills and education. However, there is a lack of skill development programs tailored to the specific needs and interests of these youth. Partnering with a local NGO, the Company has kicked off a skill development project to equip the youth with necessary skills and knowledge to enhance their employability and entrepreneurial capacity.



STRONG, RESILIENT AND FUTURE-READY

2. Composition of the CSR Committee:

Sr. No.	Name of the Director	Designation / Nature of Directorship	Number of Meetings of CSR Committee Held During the Year	Number of Meetings of CSR Committee Attended During the Year
1	Mr. R. M. Telang	Chairman, Independent-Non-Executive Director	4	4
2	Mr. S. P. Kulkarni	Member, Independent-Non-Executive Director	4	4
3	Mr. V. R. Garware	Member, Executive and Non-Independent Director	4	4
4	Ms. M. V. Garware	Member, Non-Executive and Non-Independent Director	4	4

3. Web-link where composition of CSR Committee, CSR Policy and CSR Projects approved by the Board are disclosed on the website of the Company:

Sr. No.	Particulars	Web-link
1	Composition of CSR Committee	https://www.garwarefibres.com/investors/board-of-directors/
2	CSR Policy and CSR Projects	https://www.garwarefibres.com/investors/csr-policy/

4. Executive summary along with web-link(s) of Impact Assessment of CSR Projects carried out in pursuance of sub-rule (3) of rule 8: Not Applicable.

5. a. Average net profit of the company as per Section 135(5) – ₹ 16,991.65 lakhs.
- b. Two percent of average net profit of the company as per Section 135(5) for the Financial Year – ₹ 339.83 lakhs
- c. Surplus arising out of the CSR projects or programmers or activities of the previous Financial Years. - Nil
- d. Amount required to be set off for the Financial Year, if any – Nil
- e. Total CSR obligation for the Financial Year (5b+5c-5d) – ₹ 339.83 lakhs
6. a. Amount spent on CSR Projects (both Ongoing Project and other than Ongoing Project) – ₹ 74.61 lakhs.
- b. Amount spent in Administrative Overheads – ₹ 16.95 lakhs
- c. Amount spent on Impact Assessment, if applicable – Nil
- d. Total amount spent for the Financial Year (6a+6b-6c) – ₹ 91.56 lakhs
- e. CSR amount spent or unspent for the Financial Year 2022-23:

Total Amount Spent for the Financial Year (₹ in lakhs)	Amount Unspent (in ₹)				
	Total Amount Transferred to Unspent CSR Account as per Section 135(6).		Amount Transferred to any Fund Specified under Schedule VII as per Second Proviso to Section 135(5).		
	Amount (₹ in lakhs)	Date of transfer	Name of the Fund	Amount	Date of transfer
91.56	248.27	25-04-2023	Not Applicable	Nil	Not Applicable

f. Excess amount for set off, if any: No

Sr. No.	Particular	Amount (₹ in lakhs)
(i)	Two percent of average net profit of the Company as per Section 135(5)	339.83
(ii)	Total amount spent for the Financial Year	91.56
(iii)	Excess amount spent for the Financial Year [(ii)-(i)]	Nil
(iv)	Surplus arising out of the CSR projects or programmes or activities of the previous Financial Years, if any	Nil
(v)	Amount available for set off in succeeding Financial Years [(iii)-(iv)]	Nil



7. Details of Unspent CSR amount for the preceding three Financial Years:

Sr. No.	Preceding Financial Year	Amount transferred to Unspent CSR Account under Section 135 (6) (₹ in lakhs)	Balance Amount in Unspent CSR Account under subsection (6) of section 135 (₹ in lakhs)	Amount spent in the reporting Financial Year (₹ in lakhs)	Amount transferred to any fund specified under Schedule VII as per Section 135(6), if any		Amount remaining to be spent in succeeding Financial Years (₹ in lakhs)	Deficiency, if any
					Amount (₹ in lakhs)	Date of transfer		
1.	FY 2019-20	-	-	-	-	-	-	-
2.	FY 2020-21	219.73	29.61	19.61	Nil	NA	10.00	NA
3.	FY 2021-22	154.61	154.61	35.00	Nil	NA	119.61	NA

8. Whether any capital assets have been created or acquired through Corporate Social Responsibility amount spent in the Financial Year: Yes

Number of Capital assets created : 1

Details relating to such asset(s) so created or acquired through Corporate Social Responsibility amount spent in the Financial Year:

Sr. No.	Short particulars of the property or asset(s) [including complete address and location of the property]	Pincode of the property or asset(s)	Date of creation	Amount of CSR amount spent (₹ in lakhs)	Details of entity/ Authority/ beneficiary of the registered owner		
					CSR Registration Number, if applicable	Name	Registered address
(1)	(2)	(3)	(4)	(5)	(6)		
1.	Community Hall at Mangrol Port, Dist. Junagadh, Gujarat	362225	Community Development Center is under Construction	16.50	NA	Kharva Gnati Mangrol Trust	Mangrol Port, Dist. Junagadh, Gujarat

9. Specify the reason(s), if the Company has failed to spend two per cent of the average net profit as per Section 135(5):
Not Applicable

V. R. Garware
 Chairman & Managing Director
 DIN: 00092201

R. M. Telang
 Chairman, CSR Committee
 DIN: 00092103



STRONG, RESILIENT AND FUTURE-READY

ANNEXURE 3 TO DIRECTORS' REPORT 2022-23

The Conservation of Energy, Technology Absorption, Foreign Exchange Earnings and Outgo

[Pursuant to the provisions of Section 134 (3)(m) of the Companies Act, 2013 read with Rule 8(3) of the Companies (Accounts) Rules, 2014].

A. CONSERVATION OF ENERGY:

- i) The Company constantly takes effective steps towards energy conservation. Some of the measures taken by the Company during the year are as under:
 - a. Installation of Equipment's for OHT Hot Water System for Steam.
 - b. Installation of Puff Panel to the impregnation room to control temperature.
 - c. Replacement of Thermic Fluid Heater Coil and upgration of accessories of Thermic Fluid Boiler.
 - d. Fire Hydrant System Replacement of corroded pipe line.
 - e. Replacement of DC Motor and DC Drive of Extrusion machine by AC Variable Frequency Drive and AC Motor.
 - f. Installation of 120W LED lamps.
 - g. Variable speed Eddy Current drive and motor of eight strand rope making machine is replaced by AC motor and AC drive.
 - h. Installation of AC Motor and AC drive to replace mechanical fluid coupling drive used for soft starting for three strand rope making machine.
 - i. Installation of high efficiency motors for winding machines.
 - j. Installation of 80W LED lamps.
 - k. Variable Frequency Drive (5HP) Installation on Fish net machines for AC motor.
 - l. Variable Frequency Drive (5HP) Installation on Process Power winch for AC motor.
 - m. Motion sensor tube lights in Canteen, offices & changing rooms.
- ii) The steps taken by the company for utilising alternate sources of energy:
The Company is not consuming any alternate source of energy in its operations.
- iii) The Capital Investment on energy conservation equipments:
The Company has spent ₹ 92.80/- lakhs as Capital Investment on energy conservation equipments during the Financial Year 2022-23.

B. TECHNOLOGY ABSORPTION:

i) The efforts made towards technology absorption and benefit derived:

The Company has no active technology transfer or know-how / royalty agreements. However, the Company makes continuous efforts to gain data, knowledge and expertise from all its suppliers, customers, service providers, channel partners, etc., in their respective areas of operation and apply the same towards continually improving and innovating products and services offerings to its customers. This results in various benefits such as better solutions to satisfy customer needs, higher efficiencies and lower costs of operations, reduced carbon footprint, better utilization of capital, etc.

ii) In case of Imported Technology:

Your Company does not employ any foreign technology, which needs absorption or adaption. Your Company has developed on its own, various new products.

iii) The Expenditure incurred on Research & Development:

	(₹ in lakhs)
a) Capital	72.36
b) Revenue / Recurring	1,040.93
d) Total (a + b)	<u>1,113.29</u>
e) Total of Research & Development as a percentage of Revenue from Operation	<u>0.89%</u>

C. FOREIGN EXCHANGE EARNINGS AND OUTGO:

	(₹ in lakhs)
1. Total Foreign Exchange earned and used:	
A. Total Foreign Exchange earned:	75,482.58
Total value of exports	<u>75,482.58</u>
B. Total Foreign Exchange used:	
a) Import of raw materials stores & spares, traded goods and capital goods	10,910.79
b) Expenditure in foreign currencies for business travel, subscription, professional fees, commission on export sales and overseas branch expenses, etc.	1,980.98
	<u>12,891.77</u>

On behalf of the Board of Directors

V. R. GARWARE

Chairman & Managing Director

DIN: 00092201

Pune,
22nd May, 2023


ANNEXURE 4 TO DIRECTORS' REPORT 2022-23

The information pursuant to the provision of Section 197(12) the Companies Act, 2013, read with Rule 5 of the Companies (Appointment and Remuneration of Managerial Personnel) Rules, 2014

PART A :

The ratio of the remuneration of each director to the median employee's remuneration and other details in terms of Section 197 (12) of the Companies Act, 2013, read with Rule 5(1) of the Companies (Appointment and Remuneration of Managerial Personnel) Rules, 2014:

Sr. No.	Requirement	Disclosure
1.	The ratio of the remuneration of each Director to the median remuneration of the employees of the Company for the Financial Year 2022-23.*	Mr. V. R. Garware, Chairman & Managing Director – 133.43
2.	The percentage increase in remuneration of each Director, Chief Financial Officer, Chief Executive Officer, Company Secretary or Manager, if any, in the Financial Year 2022-23; (as compared to last year).	Mr. V. R. Garware, Chairman & Managing Director : (4.60)% Mr. Mukesh Surana, Chief Financial Officer : NA** Mr. Sunil Agarwal, Company Secretary : 18.62%
3.	The percentage increase in the median remuneration of employees in the Financial Year 2022-23.	5.34%
4.	The number of permanent employees on the roll of the Company as on 31st March, 2023.	1,166 (Including apprentice and probationer)
5.	Average percentile increase already made in the salaries of employees other than the managerial personnel in the last Financial Year and its comparison with the percentile increase in the managerial remuneration and justification thereof and point out if there are any exceptional circumstances for increase in the managerial remuneration.	The average percentile increase in remuneration of the employee and percentile increase in remuneration of Managerial Personnel is in line with normal pay revisions, which is linked to individual performance and the Company's performance.
6.	Affirmation that the remuneration is as per the Remuneration Policy of the Company.	The Company affirms that remuneration is as per the Remuneration Policy of the Company.

* For the purpose, Sitting Fees paid to the Directors have not been considered as remuneration.

** Since this information is available for part in the year 2022-23, therefore, the same is not comparable.

PART B

The Statement comprising the names and other particulars of employees as per Rules 5(2) and 5(3) of the Companies (Appointment and Remuneration of Managerial Personnel) Rules, 2014 forms an integral part of this Report. The Annual Report is being sent to all the Members of the Company excluding the aforesaid statement. In terms of second proviso of Section 136 of the Companies Act, 2013, the said statement is available for inspection by the Members at the Registered Office of the Company, during the working hours of the Company for a period of twenty-one days before date of the ensuing Annual General Meeting of the Company. Any Member interested in obtaining a copy of the same may write to the Company Secretary at the Registered Office.



ANNEXURE TO DIRECTORS' REPORT 2022-23: CORPORATE GOVERNANCE REPORT

Your Company has already complied with the mandatory requirements on Corporate Governance as per the provisions of the Securities and Exchange Board of India (Listing Obligations and Disclosure Requirements) Regulations, 2015 [hereinafter referred to as "the SEBI (LODR) Regulations, 2015"]. A detailed Report is set out below.

I. MANDATORY REQUIREMENTS

1) PHILOSOPHY ON CORPORATE GOVERNANCE

Your Company continues to be committed to high standards of Corporate Governance. Your Company's philosophy on Corporate Governance aims at adopting and practicing best corporate practices, while achieving Company's business objectives in a way that serves the interest of all Stakeholders. Towards this, the Company has adopted the practices mandated by the provisions of the SEBI (LODR) Regulations, 2015.

2) BOARD OF DIRECTORS

i. Composition: The Board of Directors of the Company as on 31st March, 2023, consisted of:

Sr. No.	Name of Director	DIN	Designation	Position	Relationship between Directors inter-se
1	Mr. V. R. Garware	00092201	Chairman & Managing Director	Promoter - Executive	Relative of Ms. M. V. Garware
2	Ms. M. V. Garware	06948274	Director	Promoter - Non-Executive	Relative of Mr. V. R. Garware
3	Mr. R. M. Telang	00092103	Director	Independent - Non-Executive	–
4	Mr. S. P. Kulkarni	00006914	Director	Independent - Non-Executive	–
5	Dr. S. S. Rajpathak	00040387	Director	Independent - Non-Executive	–
6	Ms. Mallika Sagar	02228386	Director	Independent - Non-Executive	–

ii. Attendance at the meetings of the Board of Directors and last Annual General Meeting and details of memberships of Directors in other Boards / Board Committees and number of Equity Shares held.

- Four (04) meetings of the Board were held during the Financial Year 2022-23 - on 05th May, 2022, 05th August, 2022, 21st October, 2022 and 09th February, 2023.

Name of Director	No. of Board Meetings Attended	Sitting Fees paid (₹)	Whether attended last A.G.M.	Directorships in other Companies and Membership of Committees and Post held in Committees as on 31st March, 2023*			No. of Equity Shares held as on 31st March, 2023
				Other Boards	Other Board Committees**		
					Chairman	Member	
Mr. V. R. Garware	4	N.A.	Yes	3***	–	–	****13,17,347
Ms. M. V. Garware	4	80,000	Yes	–	–	–	10
Mr. R. M. Telang	4	80,000	Yes	–	–	–	0
Mr. S. P. Kulkarni	4	80,000	Yes	–	–	–	0
Dr. S. S. Rajpathak	4	80,000	Yes	–	–	–	300
Ms. Mallika Sagar	2	40,000	Yes	–	–	–	0

* Excludes Directorships in Foreign Companies, Private Limited Companies and companies under Section 8 of the Companies Act, 2013.

** Only Audit Committee and Stakeholder Relationship Committee are reckoned for this purpose.

*** Mr. V. R. Garware was not Independent Director in any of these companies.

**** Out of 13,17,347 equity shares, 10 Equity Shares each are held by Mr. Vayu Ramesh Garware, on behalf of Vayu Garware Family Trust and VRG Family Trust respectively.

- None of the Directors of the Company hold directorship in other Listed Entities.

3) INDEPENDENT DIRECTORS

Your Company has appointed Independent Directors, who are having experience in their respective field / profession and meet the criteria of independence according to Regulation 16(1)(b) of the SEBI (LODR) Regulations, 2015 and Section 2(47) and 149(6) of the Companies Act, 2013 and the Rules made thereunder. In the opinion of the Board, the Independent Directors, fulfil the conditions of independence specified in Section 149(6) of the Companies Act, 2013 and Regulation 16(1)(b) of the SEBI (LODR) Regulations, 2015 and are independent from the management. The Company has appointed Independent Directors and issued appointment letters to them. The terms and conditions of their appointment are on the Company's website: <https://www.garwarefibres.com/investors/terms-of-appointment-of-independent-directors/>.



4) COMMITTEES OF BOARD OF DIRECTORS

The Board at present has five (05) Committees.



A) AUDIT COMMITTEE

i. Constitution:

Terms of Reference of the Audit Committee have been set out in accordance with the requirements of Regulation 18 of the SEBI (LODR) Regulations, 2015, and Section 177 of the Companies Act, 2013, and the Rules made thereunder, as amended from time to time.

ii. Composition:

Name of the Member	Designation	Position
Mr. S. P. Kulkarni	Chairman	Independent - Non-Executive Director
Mr. R. M. Telang	Member	Independent - Non-Executive Director
Mr. V. R. Garware	Member	Executive Director

iii. Meetings and Attendance:

The details of meetings held during the year, and the attendance thereat, are as follows:

- Four (04) meetings of the Audit Committee were held during the Financial Year 2022-23 - on 04th May, 2022, 04th August, 2022, 21st October, 2022 and 09th February, 2023.

Name of the Member	No. of Meetings Attended	Sitting Fees paid (₹)
Mr. S. P. Kulkarni	4	80,000
Mr. R. M. Telang	4	80,000
Mr. V. R. Garware	4	N.A.

The Statutory Auditors of the Company attended two (02) meetings out of four (04) meetings held during the Financial Year 2022-23. The Company Secretary acted as Secretary to the Audit Committee.

B) NOMINATION & REMUNERATION COMMITTEE / REMUNERATION-COMPENSATION OF DIRECTORS

i. Constitution:

Terms of Reference of the Nomination & Remuneration Committee have been set out in accordance with the requirements of Regulation 19 read with Paragraph A of Part D of Schedule II of the SEBI (LODR) Regulations, 2015, and Section 178 of the Companies Act, 2013, and Rules made thereunder.

ii. Composition:

Name of the Member	Designation	Position
Mr. S. P. Kulkarni	Chairman	Independent - Non-Executive Director
Mr. R. M. Telang	Member	Independent - Non-Executive Director
Mr. V. R. Garware	Member	Executive Director
Dr. S. S. Rajpathak	Member	Independent - Non-Executive Director

iii. Meetings and Attendance:

Two (02) Meetings of the Nomination & Remuneration Committee was held during the Financial Year 2022-23 on 05th May, 2022 and 05th August, 2022.

Name of the Member	No. of Meetings Attended	Sitting Fees paid (₹)
Mr. S. P. Kulkarni	2	40,000
Mr. R. M. Telang	2	40,000
Mr. V. R. Garware	2	N.A.
Dr. S. S. Rajpathak	2	40,000

The Company Secretary acted as Secretary to the Nomination & Remuneration Committee.

iv. Performance Evaluation Criteria of Directors and Independent Directors:

Based on the criteria set by the Nomination & Remuneration Committee of the Board, the Board of Directors of the Company has carried out annual evaluation of its own performance, the Directors individually



(excluding the Director being evaluated) as well as done the evaluation of the working of its Audit Committee, Nomination & Remuneration Committee, Corporate Social Responsibility Committee, Stakeholder Relationship Committee and Risk Management Committee.

On collation of all the responses, feedback was provided by Chairman of the Board of Directors to the Board and to each member of the Board.

The Board noted the evaluation results that were collated and presented to the Board. The Directors expressed their satisfaction with the evaluation process.

On 21st October, 2022, a separate Meeting of the Independent Directors of the Company, was held, inter alia to:

- Review the performance of Non-Independent Directors and the Board of Directors as a whole,
- Review the performance of the Chairperson of the Company, taking into account the views of Executive Director and Non-Executive Directors, and
- Assess the quality, quantity and timeliness of flow of information between the company management and the Board that is necessary for the Board to effectively and reasonably perform their duties.

Mr. S. P. Kulkarni, Mr. R. M. Telang, Ms. Mallika Sagar and Mr. S. S. Rajpathak were present at the meeting held on 21st October, 2022.

v. Remuneration Policy and Remuneration of Directors:

a) Remuneration Policy

The salient aspects of Remuneration Policy are present here in below.

The Company's Remuneration Policy is guided by the set of principles as envisaged under Section 178 of the Companies Act, 2013 and SEBI (LODR) Regulations, 2015.

The Policy provides broad frame work relating to the remuneration for the Directors, Key Managerial Personnel ("KMP") and Senior Management. The guiding principles of the Policy are that Remuneration and other terms of employment would be competitive and attractive in order to ensure that the Company can attract, retain and motivate competent professionals, who would work towards achieving Company's Mission, as set out in Company's "Mission and Value Statement".

The Policy is framed with an objective that in determination of the remuneration packages / scales of pay, due consideration is given to pay and other employment conditions prevailed in the technical textile industry and other comparable manufacturing organizations in around the place of work and there is a proper balance between the fixed and variable (i.e. incentive) pay with an aim to reward the short-term and long-term performance taking into consideration the overall performance of the Company and achievements of Key Result Areas ("KRAs") / Balance Score Card Objectives / Targets, as mutually agreed in advance between the concerned Executive and his supervising personnel.

As per the requirements of Section 178(4) of the Companies Act, 2013, details of such a Policy have been displayed on the Company's website: <https://www.garwarefibres.com/remuneration-policy/>.

b) Remuneration of Directors

i. Non-Executive Directors:

The remuneration of Non-Executive Directors is decided by the Board of Directors on recommendation by Nomination & Remuneration Committee. At present, only sitting fees are paid to Non-Executive Directors for attending Board Meetings, Audit Committee Meetings and Nomination & Remuneration Committee Meetings. The payment of sitting fees is within the limits prescribed under the Companies Act, 2013 and Rules made thereunder, as amended from time to time.

ii. Executive Director:

Mr. V. R. Garware, was re-appointed as Managing Director of the Company to be designated as Chairman & Managing Director (CMD) for a period of five (05) years effective from 1st December, 2021 and his appointment and terms thereof including remuneration was approved by the Members at Forty-Fourth Annual General Meeting of the Company held on Thursday, 16th September, 2021.

Particulars of the present remuneration are detailed below:

a. Salary: Basic Salary of ₹ 22,00,000/- (Rupees Twenty Two Lakhs only) per month.

b. Special Allowance: ₹ 9,00,000/- (Rupees Nine Lakhs only) per month.

c. Perquisites and Allowances:

1. The CMD is entitled to various perquisites including rent free fully furnished accommodation or house rent allowance in lieu thereof up to sixty (60) percent of his basic salary, medical expenses / allowance, leave travel allowance / concession, travelling and halting allowances, children education allowance, club fees, group health insurance coverage, group accident insurance coverage, such other perquisites and allowances in accordance with the rules of the Company.

These perquisites would be either in the form of reimbursement of actual expenses or as payment of allowances.

2. The CMD is entitled to the Company's contribution to provident fund, employees' pension scheme and superannuation fund as per the rules of the Company.



3. The CMD is also entitled to the benefits of gratuity as per the scheme for senior executives and earned leave and encashment of earned leave at the end of the tenure which are not included in the computation of the ceiling on remuneration.
4. The CMD is entitled to use of Company's maintained car(s) with driver(s) for the use for the Company's business. Further, the telephone and other communication facilities are provided to the CMD at his residence and other places of his temporary stay for business purposes. These cost / expenses towards such communication facilities are not considered as perquisites.
Perquisites and allowances are valued as per Income-Tax Rules, wherever applicable. In the absence of any such rules, perquisites and allowances are valued at actual cost.

d. Commission:

Besides the salary, perquisites and allowances, the CMD is also paid remuneration by way of commission. The amount of commission is determined by the Board of Directors every year based on the performance for a particular financial year subject to the condition that total remuneration for any financial year shall not exceed ten (10) percent of the net profit of the Company for that financial year so that total remuneration is commensurate with the growth and overall prospects of the Company and adequately rewards the efforts put-in, and contribution made in overall growth and future prospects of the Company as CMD of the Company.

- e. Upon recommendation by the Nomination and Remuneration Committee, the Board of Directors is at liberty to alter and vary the terms and conditions of the remuneration as above, during the period of re-appointment, as long as total remuneration does not exceed the limits as mentioned herein above.
- f. Notwithstanding anything contrary herein contained, where in any financial year during the currency of tenure of the appointee, the Company has no profits or inadequate profits, the Company will pay remuneration by way of salary, perquisites and allowances as specified above, as minimum remuneration with a liberty to the Board of Directors to revise, amend, alter and vary the terms and conditions relating to remuneration payable to the CMD in such manner as may be permitted in accordance with provisions of the Act and Schedule V thereto or any other amendments thereto.
- g. For the purpose of computation of minimum remuneration, the following is not included:
 1. Contribution to provident fund, superannuation fund or annuity fund to the extent of these either singly or put together are not taxable under the Income Tax Act, 1961;
 2. Gratuity at a rate not exceeding half a month's salary for each completed year of service; and
 3. Encashment of leave at the end of the tenure.
- h. The employment may be terminated by either party by giving to the other party one hundred and eighty (180) days' prior notice in writing;

C) CORPORATE SOCIAL RESPONSIBILITY COMMITTEE ("CSR Committee")

i. Constitution:

In terms of the requirements under the provisions of Section 135 and Schedule VII of the Companies Act, 2013, read with the Companies (Corporate Social Responsibility Policy), Rules, 2014, a CSR Committee was constituted by the Board of Directors of the Company. Terms of Reference of the CSR Committee have been set out in accordance with the requirements of Section 135 of the Companies Act, 2013 and Rules made thereunder, as amended from time to time.

ii. Composition:

Name of the Member	Designation	Position
Mr. R. M. Telang	Chairman	Independent - Non-Executive Director
Mr. S. P. Kulkarni	Member	Independent - Non-Executive Director
Mr. V. R. Garware	Member	Executive Director
Ms. M. V. Garware	Member	Non-Executive Director

iii. Meetings and Attendance:

The details of meetings held during the Financial Year 2022-23, and the attendance thereat, are as follows: Four (04) meetings of the Corporate Social Responsibility Committee ("CSR Committee") were held during the Financial Year 2022-23 on 05th May, 2022, 05th August, 2022, 21st October, 2022 and 09th February, 2023.

Name of the Member	No. of Meetings attended
Mr. R. M. Telang	4
Mr. S. P. Kulkarni	4
Mr. V. R. Garware	4
Ms. M. V. Garware	4

The Company Secretary acted as Secretary to the CSR Committee.



D) STAKEHOLDERS RELATIONSHIP COMMITTEE

i. Constitution:

In terms of the requirements under the provisions of Section 178 of the Companies Act, 2013 and Regulation 20 of the SEBI (Listing Obligations and Disclosure Requirements) Regulations, 2015, “Stakeholders Relationship Committee” has been constituted by the Board of Directors of the Company.

ii. Composition:

Name of the Member	Designation	Position
Mr. R. M. Telang	Chairman	Independent - Non-Executive Director
Mr. S. P. Kulkarni	Member	Independent - Non-Executive Director
Mr. V. R. Garware	Member	Executive Director
Dr. S. S. Rajpathak	Member	Independent - Non-Executive Director

iii. Functions, Role and Responsibility:

In terms of the provisions of Section 178 of the Companies Act, 2013 and Regulation 20 read with Schedule II Part D, clause B. of the SEBI (Listing Obligations and Disclosure Requirements) Regulations, 2015, the Board of Directors entrusted the following functions, role and responsibility to the “Stakeholder Relationship Committee”:

1. Approving transfer / transmission / transposition of shares / consolidation of folios.
 2. Approving issue of duplicate / fresh share certificates on account of requests for duplicate / split / consolidation of shares.
 3. Resolving the grievances of the security holders of the company including complaints related to transfer / transmission of shares, non-receipt of annual report, non-receipt of declared dividends, issue of new / duplicate certificates, general meetings, etc.
 4. Review of measures taken for effective exercise of voting rights by Shareholders.
 5. Review of adherence to the service standards adopted by the Company in respect of various services being rendered by the Registrar & Share Transfer Agent.
 6. Review of the various measures and initiatives taken by the Company for reducing the quantum of unclaimed dividends and ensuring timely receipt of dividend warrants / annual reports / statutory notices by the Shareholders of the Company and
 7. Appoint or designate any Company Official as a Secretary of the Committee.
- iv. During the Financial Year 2022-23, twelve (12) meetings of the “Stakeholder Relationship Committee” were held.
 - v. During the Financial Year 2022-23, seven (07) Shareholders complaints were received and the same were resolved to the satisfaction of the Shareholders. Other communications received were also replied / resolved satisfactorily.
 - vi. There were no unresolved / unattended communications / complaints of Shareholders pending as of 31st March, 2023.
 - vii. There were no pending share transfers as of 31st March, 2023.
 - viii. The Share Transfer Agents, M/s. Link Intime India Private Limited, has been authorized to authenticate all routine transfers, transmission and transposition of Shares Certificates. Presently, transfers, transmissions etc., are effected within fifteen (15) days.
 - ix. Mr. Sunil Agarwal, Company Secretary & Head-Legal, of the Company is appointed as a Compliance Officer.
 - x. On receipt of authorization from the Board of Directors of the Company, the Stakeholder Relationship Committee (“SR Committee”) has formed a sub-committee in the name and style as Share Transfer Committee comprising of Mr. Sunil Agarwal, Company Secretary & Compliance Office and Mr. Santosh Purohit, Manager, Secretarial & Legal, of the Company and sub-delegated following role and responsibilities, to this sub committee:-
Approving transfer / transmission / transposition of shares / consolidation of folios for subject to a maximum of 1,000 shares per case.
 - xi. During the Financial Year 2022-23, fourteen (14) meetings of the “Share Transfer Committee” were held.


E) RISK MANAGEMENT COMMITTEE:
i. Constitution:

In terms of the provisions of Regulation 21 of the SEBI (Listing Obligations and Disclosure Requirements) Regulations, 2015, "Risk Management Committee" has been constituted by the Board of Directors of the Company.

ii. Composition:

Name of the Member	Designation	Position
Mr. V. R. Garware	Chairman	Executive Director
Mr. S. P. Kulkarni	Member	Independent - Non-Executive Director
Dr. S. S. Rajpathak	Member	Independent - Non-Executive Director

iii. Functions, Role and Responsibility:

In terms of the provisions of Regulation 21 read with Schedule II Part D, Clause C. of the SEBI (Listing Obligations and Disclosure Requirements) Regulations, 2015, the Board of Directors entrusted the following functions, role and responsibility to the "Risk Management Committee":-

- To formulate a detailed risk management policy;
- To ensure that appropriate methodology, processes and systems are in place to monitor and evaluate risks associated with the business of the Company;
- To monitor and oversee implementation of the risk management policy, including evaluating the adequacy of risk management systems;
- To periodically review the risk management policy, at least once in two years, including by considering the changing industry dynamics and evolving complexity;
- To keep the Board of Directors informed about the nature and content of its discussions, recommendations and actions to be taken;
- To review the appointment, removal and terms of remuneration of the Chief Risk Officer (if any);
- To perform such other activities related to Risk Assessment and Minimisation as requested by the Board of Directors or to address issues related to subject within its term of reference; and
- The role and responsibilities of the Risk Management committee shall include such other items as may be prescribed by applicable law or the Board in compliance with applicable law, from time to time.

iv. Meetings and Attendance:

The details of meetings held during the Financial Year 2022-23, and the attendance thereat, are as follows: Two (02) meetings of the Risk Management Committee were held during the Financial Year 2022-23 on 09th September, 2022 and 03rd March, 2023.

Name of the Member	No. of Meetings attended
Mr. V. R. Garware	2
Mr. S. P. Kulkarni	2
Dr. S. S. Rajpathak	2

The Company Secretary acted as Secretary to the Risk Management Committee.

5) GENERAL BODY MEETINGS
i. Details of location and time of holding the last three (03) Annual General Meetings:

Date	Time	Venue of all three (03) Meetings	Details of Special Resolution Passed
Friday, 28th August, 2020	10.30 a.m.	The Annual General Meeting of the Company was held through two-way Video Conference ("VC") / Other Audio Visual Means ("OAVM") without the physical presence of the Members at a common venue. In accordance with the Secretarial Standard-2 on General Meeting issued by the Institute of Company Secretaries of India ("ICSI") read with Guidance / Clarification dated April, 15, 2020 issued by ICSI, the proceedings of the AGM were deemed to be conducted at the Registered Office of the Company which the deemed Venue of the AGM.	a. Re-appointment of Ms. Mallika Sagar (DIN 02228386) as a Non-executive Independent Director of the Company.
Thursday, 16th Sept., 2021	10.30 a.m.		a. Re-appointment of Mr. V. R. Garware (DIN 00092201) as Managing Director of the Company:
Tuesday, 13th Sept., 2022	10.30 a.m.		N.A.

- During the Financial Year 2022-23, no Special Resolution was passed through Postal Ballot.
- As on date, no Special Resolution is proposed to be conducted through Postal Ballot.



6) FAMILIARISATION PROGRAMME FOR INDEPENDENT DIRECTORS

The Company familiarises its Independent Directors with their role, rights, responsibilities in the Company, nature of the industry in which the Company operates, business model of the Company, etc. As per the requirements of Regulation 34 (3) read with Part C of Clause V of the SEBI (LODR) Regulations, 2015 details of such Familiarisation Programmes conducted has been displayed on the Company's website: <https://www.garwarefibres.com/investors/familiarisation-programme-for-independent-directors/>.

7) THE CORE SKILLS / EXPERTISE / COMPETENCE OF THE BOARD OF DIRECTORS, AS REQUIRED IN THE CONTEXT OF BUSINESS(ES) AND SECTOR(S) OF THE COMPANY FOR IT TO FUNCTION EFFECTIVELY

The Board of Directors of the Company has identified the following core skills / expertise / competence of the board of directors, as required in the context of business(es) and sector(s) of the Company for it to function effectively and those actually available with the board of directors and directors individually:

Sr. No.	Areas of Expertise Required	Availability with the Board	Names of the Directors, who have such Core Skills / Expertise / Competence
1. Technical Textile Industry Knowledge / Experience			
a.	Experience relating to technical textile industry	Yes	Mr. Vayu R. Garware, Mr. R. M. Telang, Mr. S. P. Kulkarni, Dr. S. S. Rajpathak
b.	Knowledge relating to technical textile and polymer industry	Yes	
c.	Understanding of laws, rules, regulation and policy relevant to technical textile industry	Yes	
d.	Experience relating to International business, market and competition	Yes	
2. Technical skills / experience possessed by the Board Members			
a.	Accounting and finance knowledge	Yes	Mr. Vayu R. Garware, Ms. Mayuri V. Garware, Mr. S. P. Kulkarni, Mr. R. M. Telang, Dr. S. S. Rajpathak, Ms. Mallika Sagar
b.	Marketing knowledge	Yes	Mr. Vayu R. Garware, Ms. Mayuri V. Garware, Ms. Mallika Sagar, Mr. S. P. Kulkarni
c.	Information Technology understanding	Yes	Mr. Vayu R. Garware
d.	Talent Management qualities	Yes	Mr. Vayu R. Garware, Ms. Mayuri V. Garware, Mr. R. M. Telang, Mr. S. P. Kulkarni, Dr. S. S. Rajpathak, Ms. Mallika Sagar
e.	Leadership qualities	Yes	Mr. Vayu R. Garware, Ms. Mayuri V. Garware, Mr. R. M. Telang, Mr. S. P. Kulkarni, Dr. S. S. Rajpathak, Ms. Mallika Sagar
f.	Compliance and risk assessment abilities	Yes	Mr. Vayu R. Garware, Mr. S. P. Kulkarni, Dr. S. S. Rajpathak
3. Behavioral Competencies possessed by the Board Members			
a.	Integrity and ethical standards	Yes	Mr. Vayu R. Garware, Ms. Mayuri V. Garware, Mr. R. M. Telang, Mr. S. P. Kulkarni, Dr. S. S. Rajpathak, Ms. Mallika Sagar
b.	Mentoring abilities	Yes	
c.	Interpersonal relations	Yes	

8) POLICY ON RELATED PARTY TRANSACTIONS OF THE COMPANY

The Board of Directors of the Company has approved a Policy on Materiality of Related Party Transaction and dealings with Related Party Transactions as per the provisions of the Companies Act, 2013, the Companies (Meeting of Board and Its Power) Rules, 2014 and the SEBI (LODR) Regulations, 2015 and the same has been displayed on the Company's website: <https://www.garwarefibres.com/investors/related-party-transactions-policy/>.

The Company management ensures total adherence to the approved Policy on Related Party Transactions without any compromise.

9) DISCLOSURES

- There were no materially significant related-party transactions, which had potential conflict with the interest of the Company at large.
- The Company has complied with the requirements of the Listing Agreements with Stock Exchanges as well as



- Regulations and Guidelines of SEBI. Consequently, no penalties were imposed or strictures passed against the Company by SEBI or Stock Exchanges or any Statutory Authorities, on any matter related to Capital Market, during the last three (03) years.
- iii. The Board of Directors have adopted a Vigil Mechanism Policy, which is applicable to all full-time employees and Directors of the Company for reporting their genuine concerns, which covers malpractice, unethical behavior, fraud or suspected fraud, manipulation, misappropriation of monies and violation of the Companies Codes. The said Vigil Mechanism Policy also provides adequate safeguards against victimization of persons who use such mechanism and provisions for direct access to the Chairperson of the Audit Committee, in appropriate and exceptional cases. None of the employees has been denied access to the Audit Committee Chairman. The salient features of the "Vigil Mechanism" of the Company as approved by the Board of Directors has been displayed on the Company's website: <https://www.garwarefibres.com/investors/vigil-mechanism/>.
 - iv. The Board of Directors has adopted a Code of Conduct for all Board Members and Senior Management of the Company, which came into effect from 1st January, 2006. A copy of the same has been displayed on the Company's website: <https://www.garwarefibres.com/investors/corporate-governance/code-of-conduct-for-directors#investorsmenu> & <https://www.garwarefibres.com/investors/code-of-conduct-for-managers/>. Certificate on compliance is given separately.
 - v. The Board of Directors of the Company has adopted "Code of Practices and Procedures for Fair Disclosure of Unpublished Price Sensitive Information (UPSI)", "Code of Conduct to Regulate, Monitor and Report Trading by Designated Persons and Immediate Relatives of Designated Persons" and formulated a "Policy and Procedure for inquiry in case of leak of Unpublished Price Sensitive Information or suspected leak of Unpublished Price Sensitive Information", in accordance with the amended SEBI (Prohibition of Insider Trading) Regulations, 2015.
 - vi. CEO (Chairman and Managing Director), and CFO, have made necessary certification on Financial Statements & Cash Flow Statement for the year to the Board of Directors of the Company.
 - vii. The Board of Directors, on quarterly basis, reviews compliance reports of all laws. There were no instances of non-compliance of material nature reported.
 - viii. The Company has laid down procedures to inform the Board of Directors about the risk assessment and minimization procedures.
 - ix. There were no transactions disclosed to Board by Senior Management relating to material financial and commercial nature, involving potential conflict of interest with the Company. A statement in summary form of transactions with related parties is placed periodically before the Audit Committee.
 - x. The Company is not having any outstanding Global Depository Receipts or American Depository Receipt or Warrants or any Convertible instruments.
 - xi. The Company has complied with all mandatory requirements of the SEBI (LODR) Regulations, 2015.
 - xii. The Company is not having any Material Subsidiary as defined under Regulation 16(C) of the SEBI (LODR) Regulations, 2015. The policy for determining Material Subsidiaries has been displayed on the Company's website: <https://www.garwarefibres.com/investors/policy-to-determine-material-subsidiaries/>.
 - xiii. The Company is exposed to commodity price risk and foreign currency exchange risk in the course of its business. The Company did not engage in commodity price risk hedging activities. The Company's foreign currency exchange exposures are monitored on a daily basis under the expert guidance of consultants. A formal foreign exchange policy had been adopted by the Board thereby providing the treasury with a broad operating framework with stress on keeping risks low as far as possible and within a specified limit. The Board also review foreign exchange exposure and the steps taken by management to limit the risks of adverse exchange rate movement, if material in its quarterly meeting.
 - xiv. The Company has not raised funds through preferential allotment or qualified institutions placement as specified under Regulation 32 (7A) of the SEBI (LODR) Regulations, 2015.
 - xv. The Company has received a certificate dated 22nd May, 2023 from Mr. Sridhar Mudaliar, Partner of M/S. SVD & Associates, a Company Secretary in practice stating that none of the Directors on the Board of the Company have been debarred or disqualified from being appointed or continuing as Directors of companies by the Board / Ministry of Corporate Affairs or any such statutory authority. and is set out in "Annexure A", forming an integral part of the Corporate Governance Report.
 - xvi. During the Financial Year 2022-23, the Board of Directors of the Company has accepted all the recommendations of Committees of the Board of Directors of the Company in case mandatorily required.
 - xvii. Total fees for all services paid by the Company and its subsidiary, on a consolidated basis, to the Statutory Auditor of the Company and all entities in the network firm / network entity of which the Statutory Auditor of the Company is ₹61.53/- lakhs.



STRONG, RESILIENT AND FUTURE-READY

xviii. The details in relation to the Sexual Harassment of Women at Workplace (Prevention, Prohibition and Redressal) Act, 2013, is as below:

- a. Number of complaints filed during the Financial Year 2022–23: Nil
- b. Number of complaints disposed of during the Financial Year 2022–23: Nil
- c. Number of complaints pending as on end of the Financial Year 2022–23: Nil

xix. **Loans and advances**

During the Financial Year 2022-23, the Company and its subsidiaries had not granted any loans / advances in the nature of loans to firms / companies in which Directors are interested.

10) MEANS OF COMMUNICATION

- i. Apart from publication in leading newspapers i.e., ‘Business Standard’ (All India) and ‘Loksatta’ (Pune), the quarterly Financial Statements as well as Annual Financial Statements are displayed on the Company's website: <https://www.garwarefibres.com/investors/financial-results/>. Further, quarterly Shareholding Patterns are displayed on the Company's website: <https://www.garwarefibres.com/investors/shareholding-pattern/>. Presentation on Financial Statements and official news releases are also submitted to Stock Exchange(s) for public dissemination before its release. During the year under review, presentation made to institutional investors or to the analysts is displayed on the Company's website: <https://www.garwarefibres.com/investors/stock-exchanges-disclosure/event-base-disclosure#investorsmenu> and is also submitted to Stock Exchange(s).
- ii. A Management Discussion and Analysis Report is enclosed separately as part of this Annual Report.

11) GENERAL SHAREHOLDER INFORMATION

i. **46th Annual General Meeting**

- Day, Date and Time Monday, 18th September, 2023, 10:30 a.m. (I.S.T.)
- Venue The Ministry of Corporate Affairs (“MCA”) has vide its General Circular No. 10/2022 dated 28th December, 2022 read with General Circular Nos. 20/2020 dated 5th May, 2020, 17/2020 dated 13th April, 2020 and 14/2020 dated 8th April, 2020 (hereinafter collectively referred to as “MCA Circulars”) permitted the holding of the Annual General Meeting through Video Conferencing VC or other Audio Visual Means OAVM, without the physical presence of the Members at a common venue. Accordingly, in compliance with the applicable provisions of the Companies Act, 2013 (“Act”), the SEBI (Listing Obligations and Disclosure Requirements) Regulations, 2015 and read with the said MCA Circulars and SEBI Circular dated 13th May, 2022 (hereinafter referred to as “SEBI Circular”), the Company has decided to convene its ensuing 46th Annual General Meeting through VC / OAVM (“AGM”), and the Members can attend and participate in the ensuing AGM through VC / OAVM only. In accordance with the Secretarial Standard - 2 on General Meeting issued by the Institute of Company Secretaries of India (“ICSI”) read with Guidance / Clarification dated 15th April, 2020 issued by ICSI, the proceedings of the AGM shall be deemed to be conducted at the Registered Office of the Company, which shall be the deemed Venue of the AGM.

ii. **Financial Year** 1st April to 31st March

iii. **Book closure date** From Tuesday, 12th September, 2023 to Monday, 18th September, 2023 (both days inclusive)

iv. **Dividend payment date** Monday, 18th September, 2023 onwards

v. **Listing of Equity Shares**

The Equity Shares of the Company are listed on:

<p>BSE Limited Phiroze Jeejeebhoy Towers, Dalal Street, Mumbai - 400 001. Tel No.: (022) 2272 1233 / 4 Fax No.: (022) 2272 1919</p>	<p>National Stock Exchange of India Limited. Exchange Plaza, C-1, Block G, Bandra Kurla Complex, Bandra (E), Mumbai - 400 051. Tel No.: (022) 2659 8100 / 8114 Fax No.: (022) 2659 8120</p>
--	--

The Listing Fee has been paid up to date, to BSE Limited and National Stock Exchange of India Limited.

vi. **Stock Code / Symbol**

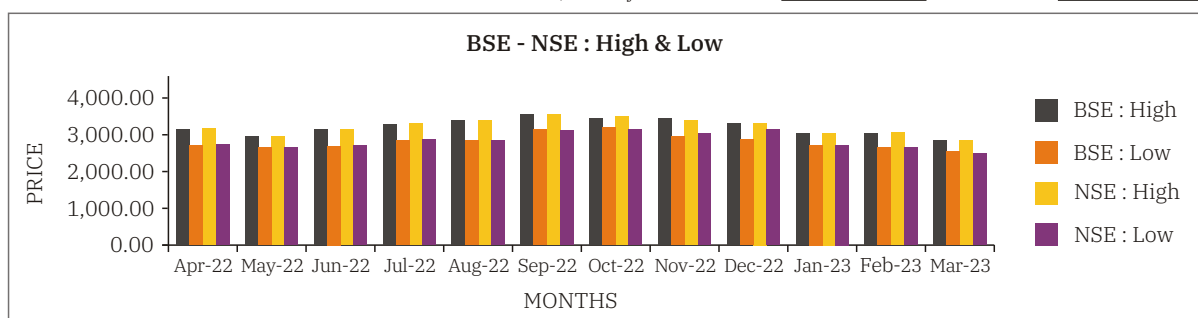
BSE Limited Code No.: 509557
National Stock Exchange of India Limited Symbol: GARFIBRES


vii. Stock Market Data

The high and low prices recorded on the BSE Limited (BSE) and National Stock Exchange of India Limited (NSE) were as under:

Months	Share Price (₹)				BSE		NSE	
	At BSE		At NSE		S & P Sensex		CNX Nifty	
	High	Low	High	Low	High	Low	High	Low
Apr-22	3,294.40	2,839.70	3,296.60	2,832.50	60845.10	56009.07	18114.65	16824.70
May-22	3,089.10	2,770.00	3,090.00	2,760.70	57184.21	52632.48	17132.85	15735.75
Jun-22	3,280.00	2,822.55	3,278.30	2,820.00	56432.65	50921.22	16793.85	15183.40
Jul-22	3,465.00	3,000.00	3,432.75	2,972.35	57619.27	52094.25	17172.80	15511.05
Aug-22	3,560.00	2,990.00	3,569.95	2,980.00	60411.20	57367.47	17992.20	17154.80
Sep-22	3,752.55	3,250.25	3,754.85	3,300.00	60676.12	56147.23	18096.15	16747.70
Oct-22	3,663.95	3,305.40	3,635.85	3,351.05	60786.70	56683.40	18022.80	16855.55
Nov-22	3,559.00	3,182.85	3,622.75	3,095.00	63303.01	60425.47	18816.05	17959.20
Dec-22	3,499.95	3,036.60	3,462.85	3,006.70	63583.07	59754.10	18887.60	17774.25
Jan-23	3,185.30	2,838.05	3,149.00	2,839.10	61343.96	58699.20	18251.95	17405.55
Feb-23	3,196.20	2,765.00	3,194.70	2,762.05	61682.25	58795.97	18134.75	17255.20
Mar-23	2,983.45	2,586.95	2,984.00	2,650.00	60498.48	57084.91	17799.95	16828.35

(Source: from BSE Web Site www.bseindia.com & NSE Web Site www.nseindia.com)


viii. Share Transfer Agent

LINKINTIME INDIA PRIVATE LIMITED

Akshay Complex, Block No. 202, 2nd Floor, Off Dhole Patil Road, Near Ganesh Temple, Pune-411001.

Tel. No.: (020) 2616 1629, 2616 0084, 2616 3503; Email: pune@linkintime.co.in; Website: www.linkintime.co.in

ix. Share Transfer System

The power to approve the transfer of securities has been delegated by the Board to the "Share Transfer Committee". Share transfer requests are processed within fifteen (15) days from the date of receipt.

x. (i) Distribution of Share holding as on 31st March, 2023

Distribution of Shareholding (Rupees)				Report Type = All (NSDL + CDSL + Physical)				
Sr. No.	Shareholding of Nominal Value of ₹ 10 each			No. of Shareholders	% to Total Shareholders	No. of Shares Held	Nominal Value (in ₹)	% to Total Shares
	From	- To	To					
1	1	to	5,000	42506	95.5019	1990368	19903680	9.77
2	5,001	to	10,000	1089	2.4468	792929	7929290	3.89
3	10,001	to	20,000	493	1.1077	697381	6973810	3.42
4	20,001	to	30,000	148	0.3325	367128	3671280	1.80
5	30,001	to	40,000	63	0.1415	222488	2224880	1.09
6	40,001	to	50,000	41	0.0921	185581	1855810	0.91
7	50,001	to	1,00,000	62	0.1393	434039	4340390	2.13
8	1,00,001	and	Above	106	0.2382	15688255	156882550	76.99
Total				44508	100.00	20378169	203781690	100.00



STRONG, RESILIENT AND FUTURE-READY

(ii) Pattern of Shareholding as on 31st March, 2023.

Category Code	Category of Shareholder	Shareholding details			
		Number of Share holders	Total Number of Shares held	Number of Shares held in Dematerialised Form	As a % of (A+B)
(A)	Shareholding of Promoter and Promoter Group				
(1)	Indian Promoters	17	1,07,39,534	1,07,39,534	52.70
(2)	Foreign Promoters	0	0	0	0
	Sub-Total (A)	17	1,07,39,534	1,07,39,534	52.70
(B)	Public Shareholding				
(1)	Institutions				
(a)	Mutual Fund	8	11,77,704	11,77,704	5.78
(b)	Alternate Investment Funds	9	3,66,226	3,66,226	1.80
(c)	NBFCs registered with RBI	1	5,032	5,032	0.02
(d)	Banks	3	1,628	628	0.01
(e)	Insurance Companies	2	185	35	0.00
	Sub-Total (B)(1)	23	15,50,775	15,49,625	7.61
(2)	Institutions (Foreign)				
	Foreign Portfolio Investor Category I	72	17,22,367	17,22,367	8.45
	Foreign Portfolio Investor Category II	4	24,662	24,662	0.12
	Foreign Portfolio Investor Category III	1	392	392	0.00
	Sub-Total (B)(2)	77	17,47,421	17,47,421	8.57
(3)	Non-Institutions				
(a)	Directors and their relatives (excluding Independent Directors and Nominee Directors)	1	800	0	0.00
(b)	Investor Education and Protection Fund Authority	1	1,06,978	1,06,978	0.52
(c)	Resident Individual holding nominal share capital up to Rs. 2 lakhs	39677	40,67,757	38,26,412	19.96
(d)	Resident Individual holding nominal share capital in excess of Rs. 2 lakhs	17	10,01,160	10,01,160	4.91
(e)	Non Resident Indians (NRIs)	1619	2,49,586	2,47,650	1.22
(f)	Foreign National	1	1,500	1,500	0.01
(g)	Hindu Undivided Family	641	2,50,080	2,50,080	1.23
(h)	Trusts	3	200	200	0.00
(i)	Limited Liability Partnership	70	39,254	39,254	0.19
(j)	Clearing Member	13	1,184	1,184	0.01
(k)	Bodies Corporate	699	6,21,940	6,20,926	3.05
	Sub-Total (B)(3)	42,742	63,40,439	60,95,344	31.11
	Total Public Shareholding (B) = (B)(1)+(B)(2)+(B)(3)	42,842	96,38,635	93,92,390	47.30
(C)	Non-Promoter-Non Public Shareholding	0	0	0	0
	Total Non-Promoter-Non Public Shareholding (C)	0	0	0	0
	TOTAL (A)+(B)+(C)	42,859	2,03,78,169	2,01,31,924	100.00

Note: No Shares Pledged or otherwise Encumbered by Promoter and Promoter Group.

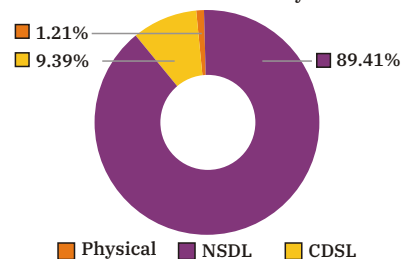
xi. Dematerialisation of Shares and Liquidity

ISIN No. - INE276A01018

The Shares of the Company can be held and traded in electronic form. SEBI has stipulated the Shares of the Company for compulsory delivery in dematerialization form only, by all investors from 8th May, 2000. As of 31st March, 2023, 98.79% shares have already been dematerialized.

The Shares of the Company are actively traded on BSE Limited & National Stock Exchange of India Limited and have good liquidity.

% of Shares in D-mat & Physical Form



xii. Email Addresses:

In order to enable us to further extend our support towards paperless compliance, as a part of Green initiatives in the Corporate Governance, which was introduced by MCA in the year 2011, the Shareholders' who have not registered their e-mail addresses, so far, are requested to register their e-mail addresses.

In respect of shares held in physical form, Shareholders are requested to register their e-mail addresses with the Company / R & T Agent. (With Depository Participant in case of Shares held in dematerialized form.)



xiii. **Outstanding Global Depository Receipts or American Depository Receipts or Warrants or any convertible instruments, conversion date and likely impact on equity**

There were no GDRs / ADRs / Warrants / any other convertible instruments outstanding as on 31st March, 2023.

xiv. **Commodity price risk or foreign exchange risk and hedging activities**

The Company is exposed to commodity price risk and foreign currency exchange risk in the course of its business. The Company did not engage in commodity price risk hedging activities. The Company's foreign currency exchange exposures are monitored on a daily basis under the expert guidance of consultants. A formal foreign exchange policy had been adopted by the Board thereby providing the treasury with a broad operating framework with stress on keeping risks low as far as possible and within a specified limit. The Board also review foreign exchange exposure and the steps taken by management to limit the risks of adverse exchange rate movement, if material in its quarterly meet.

xv. **Plant Locations**

Plot No. 11, Block D-1,
M.I.D.C., Chinchwad, Pune - 411 019, Maharashtra.
Tel. No.: (020) 2799 0000

Plot No. C-1, C-13, C-14, B-226, B-227 & D-1,
M.I.D.C., Wai - 412 803, Dist. Satara, Maharashtra
Tel. No.: (02167) 308301 / 02

xvi. **Address for Correspondence**

The Shareholders may send their communications to the Company at its Registered Office mentioned below or directly to the Share Transfer Agent, M/s. Link Intime India Pvt. Ltd.

Company Secretary
Garware Technical Fibres Limited
Plot No. 11, Block D-1, M.I.D.C.,
Chinchwad, Pune - 411 019, Maharashtra
Tel. No.: (020) 2799 0177
Email: secretarial@garwarerfibres.com

Link Intime India Private Limited
Akshay Complex, Block No. 202, 2nd Floor,
Off Dhole Patil Road, Near Ganesh Temple, Pune - 411 001
Tel. No.: (020) 2616 1629 / 0084 / 3503
Email: pune@linkintime.co.in

xvii. **Credit Rating obtained by the Company along with any revisions thereto during the Financial Year 2022-23**

The ICRA Limited has assigned the rating as per below for facilities availed by the Company, as under:

Bank Facilities	Previous Rated Amount (₹ Crore)	Current Rated Amount (₹ Crore)	Assigned Rating	Rating Action
Fund Based on Long-Term Scale	145.00	145.00	[ICRA] AA (Positive) (pronounced ICRA double A plus) (Stable)	Upgraded- from [ICRA]AA (pronounced ICRA double A) (Positive) to [ICRA] AA+ (pronounced ICRA double A plus) (Stable) on Long-Term Scale
Non-Fund Based on Long-Term / Short-Term Scale	90.00	90.00	[ICRA] AA (Positive) (pronounced ICRA double A) / [ICRA]A1+ (pronounced ICRA A one plus)	Reaffirmed- on Short Term Scale.

xviii. **The Company has complied with all the mandatory requirements specified in Regulations 17 to 27 and Clauses (b) to (i) of Sub-Regulation (2) of Regulation 46 of the SEBI (LODR) Regulations, 2015.**

II. NON-MANDATORY REQUIREMENTS

Disclose to the extent to which the discretionary requirements as specified in Part E of Schedule II of the SEBI (LODR) Regulations, 2015 have been adopted.

- The Board: As the Chairman of the Company is an Executive Chairman, hence the provision on entitlement of Chairperson's office at the expense of the Company in case of a non-executive chairperson is not applicable.
- Shareholder Rights: Quarterly Financial Statements are published in leading newspapers and uploaded on Company's website: <http://www.garwarefibres.com>.
- Modified opinion(s) in Audit Report: The Auditors have raised no qualification or issued modified report on the Financial Statements.
- Separate posts of Chairperson and the Managing Director of the Chief Executive Officer: Presently, Mr. V. R. Garware is the Chairman & Managing Director of the Company and is also the CEO of the Company.
- Reporting of Internal Auditor: The Company has appointed Internal Auditor (employee) for conducting the Internal Audit. Internal Auditor has direct access to the Audit Committee.

III. REPORT OF CORPORATE GOVERNANCE

This Chapter of the Annual Report together with the information given under "Management Discussion and Analysis" constitutes a detailed compliance report on Corporate Governance during Financial Year 2022-23.



STRONG, RESILIENT AND FUTURE-READY

DECLARATION BY THE CHIEF EXECUTIVE OFFICER UNDER REGULATION 34(3) READ WITH CLAUSE D OF SCHEDULE V OF SECURITIES AND EXCHANGE BOARD OF INDIA (LISTING OBLIGATIONS AND DISCLOSURE REQUIREMENTS) REGULATIONS, 2015, REGARDING ADHERENCE TO THE CODE OF CONDUCT

In accordance with the provision of Regulation 34(3), read with Clause D of Schedule V of the Securities and Exchange Board of India (Listing Obligations and Disclosure Requirements) Regulations, 2015, I, V. R. Garware, Chairman and Managing Director of the Company hereby declare that all Board Members and Senior Management Personnel of the Company have given the affirmation for the Financial Year 2022-2023 on compliance with Code of Conduct of the Company as applicable to them respectively.

Pune,
01st April, 2023

V. R. Garware
Chairman & Managing Director
DIN 00092201

AUDITORS CERTIFICATE ON CORPORATE GOVERNANCE

To the Members of **GARWARE TECHNICAL FIBRES LIMITED**

We, Mehta Chokshi & Shah LLP, Chartered Accountants, the Statutory Auditors of **GARWARE TECHNICAL FIBRES LIMITED** ("the Company"), have examined the compliance of conditions of Corporate Governance by the Company, for the year ended 31st March, 2023, as stipulated in Regulations 17 to 27 and clauses (b) to (i) of Regulation 46(2) and para C and D of Schedule V of the SEBI (Listing Obligations and Disclosure Requirements) Regulations, 2015 (the Listing Regulations).

Managements' Responsibility

The compliance of conditions of Corporate Governance is the responsibility of the Management. This responsibility includes the design, implementation and maintenance of internal control and procedures to ensure the compliance with the conditions of the Corporate Governance stipulated in Listing Regulations.

Auditor's Responsibility

Our examination is limited to examining the procedures and implementation thereof, adopted by the Company for ensuring compliance with the conditions of the Corporate Governance. It is neither an audit nor an expression of opinion on the Financial Statements of the Company.

We have examined the books of account and other relevant records and documents maintained by the Company for the purposes of providing reasonable assurance on the compliance with Corporate Governance requirements by the Company.

We have carried out an examination of the relevant records of the Company in accordance with the Guidance Note on Certification of Corporate Governance issued by the Institute of the Chartered Accountants of India (the ICAI), the Standards on Auditing specified under Section 143(10) of the Companies Act, 2013, in so far as applicable for the purpose of this certificate and as per the Guidance Note on Reports or Certificates for Special Purposes issued by the ICAI which requires that we comply with the ethical requirements of the Code of Ethics issued by the ICAI.

We have complied with the relevant applicable requirements of the Standard on Quality Control (SQC) 1, Quality Control for Firms that Perform Audits and Reviews of Historical Financial Information and other Assurance and Related Service Engagements.

Opinion

Based on our examination of the relevant records and according to the information and explanations provided to us and the representations provided by the Management, we certify that the Company has complied with the conditions of Corporate Governance as stipulated in regulations 17 to 27 and clauses (b) to (i) of regulation 46(2) and para C and D of Schedule V of the SEBI (Listing Obligations and Disclosure Requirements) Regulations, 2015, during the year ended 31st March, 2023.

We state that such compliance is neither an assurance as to the future viability of the Company nor the efficiency or effectiveness with which the Management has conducted the affairs of the Company.

For **Mehta Chokshi & Shah LLP**
Chartered Accountants
(FRN: 106201W/W100598)

Abhay R. Mehta
(Partner)

Place: Mumbai
Date: 22nd May, 2023

M. No. 046088
UDIN: 23046088BGQDVB8962



Annexure A
CERTIFICATE OF NON-DISQUALIFICATION OF DIRECTORS
(Pursuant to Regulation 34(3) and Schedule V Para C Clause (10)(i) of the SEBI (Listing Obligations and Disclosure Requirements) Regulations, 2015)

To,
 The Members,
 Garware Technical Fibres Limited,
 Plot No. 11, Block D-1, M.I.D.C., Chinchwad,
 Pune - 411019.

We have examined the relevant registers, records, forms, returns and disclosures received from the Directors of Garware Technical Fibres Limited having CIN-L25209MH1976PLC018939 (hereinafter referred to as “the Company”) and having registered office at Plot No 11, Block D-1, M.I.D.C., Chinchwad, Pune - 411019, produced before us by the Company for the purpose of issuing this Certificate, in accordance with Regulation 34(3) read with Schedule V Para-C Sub clause 10(i) of the Securities Exchange Board of India (Listing Obligations and Disclosure Requirements) Regulations, 2015.

In our opinion and to the best of our information and according to the verifications including Directors Identification Number (DIN) status at the portal (www.mca.gov.in) as considered necessary and explanations furnished to us by the Company & its officers, we hereby certify that none of the Directors on the Board of the Company as stated below for the Financial Year ending on March 31, 2023 have been debarred or disqualified from being appointed or continuing as Directors of companies by the Securities and Exchange Board of India and Ministry of Corporate Affairs or any such other statutory authority.

Sr. No.	Name of Director	DIN	Date of appointment in the Company
1	Mr. Vayu Garware	00092201	01.12.1995
2	Mrs. Mayuri Garware	06948274	16.08.2014
3	Mr. Ramesh Telang	00092103	01.07.1989
4	Mr. Shrikant Kulkarni	00006914	21.07.2007
5	Mr. Shridhar Rajpathak	00040387	24.05.2017
6	Ms. Mallika Sagar	02228386	30.05.2019

Ensuring the eligibility for the appointment / continuity of every Director on the Board is the responsibility of the management of the Company. Our responsibility is to express an opinion on these based on our verification. This certificate is neither an assurance as to the future viability of the Company nor of the efficiency or effectiveness with which the management has conducted the affairs of the Company.

For **SVD & Associates**
 Company Secretaries

Sridhar Mudaliar
 Partner

FCS No.: 6156

C P No.: 2664

Peer Review No: P2013MH075200

UDIN:F006156E000341326

Place: Pune
 Date: 22nd May, 2023



STRONG, RESILIENT AND FUTURE-READY

ANNEXURE TO DIRECTORS' REPORT 2022-23: BUSINESS RESPONSIBILITY AND SUSTAINABILITY REPORT

Garware Technical Fibres Ltd. ("GTFL") stands as a prominent player in India's technical textiles sector. Since its establishment in 1976, the Company has evolved into a versatile and globally recognized entity, offering innovative solutions in various fields, including high-performance aquaculture cage nets, fishing nets, sports nets, safety nets, agricultural nets, coated fabrics, polymer ropes, and geosynthetics.

Over the years, GTFL has made considerable strides in international business, leading to a steady expansion of its global presence, with customers in more than 75 countries. Central to their success is their unwavering mission, driving innovation across their operations, encompassing research and development, new processes, plant and market strategies, and inventive approaches to problem-solving.

GTFL believes in combining brilliant ideas with strong action. By leveraging its innovative mind set, commitment to improvement, and determined approach, along with fostering a proactive organizational culture and a cohesive team, GTFL ensure synergistic transformation of ideas into tangible results and sustainable progress.

Mission Statement

- Provide innovative, application-focused solutions to enhance value of our customers globally.

Core Values

- Continuously improve our products and services to become preferred partner of our customers.
- Own the process of delivering results with enterprising spirit and joy of working in an empowering environment.
- Enhance stakeholder value through profitable growth in sales and earnings.
- Enhance our family bond with the employees & business partners through fair & equitable dealings as well as constant communication.

Section A: General Disclosures:

I. Details of the Listed Entity:

1.	Corporate Identity Number (CIN) of the Entity	L25209MH1976PLC018939
2.	Name of the Listed Entity	Garware Technical Fibres Limited
3.	Year of Incorporation	01/04/1976
4.	Registered Office Address	Plot No. 11, Block D-1, M.I.D.C., Chinchwad, Pune - 411 019, Maharashtra, India
5.	Corporate Address	Plot No. 11, Block D-1, M.I.D.C., Chinchwad, Pune - 411 019, Maharashtra, India
6.	E-mail	secretarial@garwarefibres.com
7.	Telephone	020-2799 0000/0306
8.	Website	https://www.garwarefibres.com
9.	Financial Year for which report is being done	1st April, 2022 – 31st March, 2023
10.	Name of the Stock Exchange(s) where shares are listed	BSE Limited (BSE) National Stock Exchange of India Limited (NSE)
11.	Paid-up Capital (INR.)	Rs. 203,781,690
12.	Name and contact details (telephone, email) of the person who may be contacted in case of queries on the BRSR report	Mr. Ravendra Mishra Head - Human Capital 020 - 2799 0000 rmishra@garwarefibres.com
13.	Reporting Boundary (Standalone or Consolidated basis)	The disclosures under this report are made on Standalone basis.

II. Products and Services:

14. Details of business activities (accounting for 90% of the turnover):

S. No.	Description of Main Activity	Description of Business Activity	%Turnover of the Entity
1.	Manufacturing	Manufacture of cordage, twine, netting and manmade fibres	94.73%

Note: Remaining 5.27% is from Trade


15. Product / Services sold by the entity (accounting for 90% of the entity's turnover):

S. No.	Product / Service	NIC Code	%Of Total Turnover Contributed
1.	Netting	1394	61.7%
2.	Twine, Ropes and Yarn	1394/2030	23.8%
3.	Other manufacturing	1313	4.4%

III. Operations:
16. Number of locations where plants and / or operations / offices of the entity are situated:

Location	Number of Plants	Number of Offices	Total
National	2 (Pune and Wai, Maharashtra)	5 Branch Offices and 13 Depots	20
International	0	4 Branch / Representative offices and 2 Overseas Subsidiaries	6

17. Markets Served by the Entity:
a. Number of Locations:

Location	Number
National (No. of States)	Pan India
International (No. of Countries)	Around 75 countries mainly in Europe and America

b. What is the contribution of exports as a percentage of the total turnover of the entity?

Exports contribute to 60.2% of total turnover of our Company during the reporting period.

c. A Brief on types of customers?

The Company operates on both a B2B and B2C business model. However, our customer base includes channel partners who then sell the products to end users ranging from aquaculture farms, commercial fisheries, protected cultivation farms, shipping and construction companies, civil engineering and infrastructure development companies, sports facilities / infrastructure, etc.

IV. Employees:
18. Details as at the end of Financial Year 2022- 23:
a. Employees and Workers:

S. No.	Particulars	Total (A)	Male		Female	
			Number (B)	Percentage (B/A)	Number (B)	Percentage (B/A)
Employees (including differently abled)						
1.	Permanent Employees	559	536	96%	23	4%
2.	Other than Permanent Employees	54	45	83%	9	17%
3.	Total Employees (1+2)	613	581	95%	32	5%
Workers (including differently abled)						
4.	Permanent Workers	550	550	100%	0	0%
5.	Other than Permanent Workers	32	32	100%	0	0%
6.	Total Workers (4+5)	582	582	100%	0	0%



STRONG, RESILIENT AND FUTURE-READY

b. Differently abled Employees and Workers:

S. No.	Particulars	Total (A)	Male		Female	
			Number (B)	Percentage (B/A)	Number (B)	Percentage (B/A)
Differently Abled Employees						
1.	Permanent Employees	0	0	0%	0	0%
2.	Other than Permanent Employees	0	0	0%	0	0%
3.	Total Employees (1+2)	0	0	0%	0	0%
Differently Abled Workers						
4.	Permanent Workers	1	1	100%	0	0%
5.	Other than Permanent Workers	0	0	0%	0	0%
6.	Total Workers (4+5)	1	1	100%	0	0%

19. Participation / Inclusion / Representation of Women:

	Total (A)	Number of Female (B)	Percentage (B/A)
Board of Directors	6	2	33%
Key Management Personnel	2*	0	0%

*Note: * In terms of Section 203 of the Companies Act, 2013.*

20. Turnover rate for permanent employees and workers:

	FY 2022-23			FY 2021-22			FY 2020-21		
	Male	Female	Total	Male	Female	Total	Male	Female	Total
Permanent Employees	10%	1%	11%	10%	1%	11%	5%	1%	6%
Permanent Workers	1%	0%	1%	0%	0%	0%	0%	0%	0%

V. Holding, Subsidiary and Associate Companies (including joint ventures):

21.

(a). Names of holding / subsidiary / associate companies / joint ventures:

S. No.	Name of the Holding / Subsidiary / Associate Company / Joint Venture (A)	Indicate whether Holding / Subsidiary / Associate Company / Joint Venture	% Of Shares held by Listed Entity	Does the Entity indicated at Column A, participate in the Business Responsibility initiatives of the Entity (Yes / No)
1.	Garware Technical Fibres USA Inc.	Wholly Owned Subsidiary	100%	No
2.	Garware Technical Fibres Chile Spa.	Wholly Owned Subsidiary	100%	No
3.	Garware Environmental Services Private Limited	Wholly Owned Subsidiary	100%	No
4.	Garware Technical Textile Private Limited	Wholly Owned Subsidiary	100%	No
5.	Garware Technical Fibres Foundation	Wholly Owned Subsidiary	100%	No
6.	Garware Meditech Private Limited	Associate	50%	No

VI. CSR Details:

22.	(i) Whether CSR is applicable as per Section 135 of Companies Act, 2013 (Yes / No)	Yes
	(ii) Turnover (in INR.)	₹ 12,536,167,867
	(iii) Net Worth (in INR.)	₹ 10,250,190,293



VII. Transparency and Disclosures Compliances:
23. Complaints / Grievances on any of the principles (1-9) under the National Guidelines on Responsible Business Conduct:

Stakeholder Group	Grievance Redressal Mechanism in place (Yes / No) (Provide web-link of Policy)	Current Financial Year 2022- 23		Previous Financial Year 2021- 22		
		Number of Complaints Filed	Number of Complaints Pending at Close of Year	Number of Complaints Filed	Number of Complaints Pending at Close of Year	Remarks
Shareholders	Yes. Board of Directors have entrusted following responsibility to Stakeholder Relation committee-resolving the grievances of security holders of the Company including complaints related to transfer/transmission of shares, non-receipt of annual report, non-receipt of declared dividend, issue of new / duplicate certificates, general meetings, etc. https://www.garwarefibres.com/investors/shareholder-information/disclosure-under-regulation-46-of-SEBI-regulations	7	0	1	0	There were no unresolved / unattended communications / complaints of shareholders pending as of 31st March, 2023
Employees and Workers	Yes. Whistle blower policy, POSH Committee and HR policies. The company has a platform- SAMWAD to connect with permanent employees and workers to share updates with them on policies, programs, and trainings. https://garwarefibres.com/investors/vigil-mechanism/	0	0	0	0	-
Customers	Yes. The Company has a customer complaint portal, wherein each salesperson has a login id to register the customer complaints related to their product portfolio issue or concern. https://www.garwarefibres.com/contact	105	38	98	6	Pending complaints as on 31st March, 2023 will be closed in FY 23-24. The same are under investigation with the Company.
Supply Chain Partners	No. All suppliers have access to the Company representative contact details in the procurement team and that of purchase manager too. In case the query is not resolved, then there is clear escalation metric in the Company to resolve the grievance and ensure satisfied response to the supplier.	0	0	0	0	-
Communities	Yes. Contact details are uploaded on the website of the Company with the help of which the Community can raise their concern / issues. https://www.garwarefibres.com/contact	0	0	0	0	-



STRONG, RESILIENT AND FUTURE-READY

24. Overview of the entity's material responsible business conduct issues:

Please indicate material responsible business conduct and sustainability issues pertaining to environmental and social matters that present a risk or an opportunity to your business, rationale for identifying the same, approach to adapt or mitigate the risk along-with its financial implications, as per the following format:

S. No.	Material Issue Identified	Indicate whether Risk or Opportunity	Rationale for Identifying the Risk / Opportunity	In case of Risk, Approach to Adapt or Mitigate	Financial Implications of the Risk or the Opportunity
1.	Health, Safety, and Environment	Risk	<ul style="list-style-type: none"> Non-compliance with safety measures by employees and workers pose a major risk to the work force and to the Company's financial well-being and brand value. 	<ul style="list-style-type: none"> Elimination of potential hazards, training on importance of using personal protective equipment, safety training, audits to check compliance levels, rewards, mock drills on a regular basis. 	Negative
2.	Climate Change and Sustainability Risks	Risk	<ul style="list-style-type: none"> Direct impact on operations and business on account of climate change impacts and sustainability risks. 	<ul style="list-style-type: none"> The Company has initiated energy transition towards higher usage of renewable energy. 	Negative, Positive or Neutral for specific individual factor switch to renewable energy, will have positive financial impact.
3.	Waste and wastewater Management	Risk	<ul style="list-style-type: none"> Inappropriate waste handling can lead to spillage and seepage within ground water deteriorating water and soil quality. 	<ul style="list-style-type: none"> The Company has processes for proper collection and disposal of waste, chemical handling, prevention of oil spillages and installation of effluent treatment plants (ETPs) to effectively treat and manage wastewater. 	Negative
4.	Chemical Safety and Management	Opportunity	<ul style="list-style-type: none"> The Company can avoid / minimize adverse impact at plant level or at end user facilities when using chemicals of non-hazardous nature. 	<ul style="list-style-type: none"> The Company uses water-based chemicals in its manufacturing process and avoid the use of hazardous / toxic chemicals to prevent / minimize any adverse impacts on the environment. Our eco-friendly product development which requires less antifouling treatment at end use facilities. 	Negative
5.	Innovation	Opportunity	<ul style="list-style-type: none"> The Company engages in continuous research and development to create eco-friendly and green products with low carbon and environmental footprint. One such instance is Nylon twines used to manufacture nets. These nets are required to be treated with antifouling paint which contained 20 to 25% metallic copper or cuprous oxide which usually goes into water posing serious pollution hazard. 	<ul style="list-style-type: none"> The company developed copper infused nets which contains less than 50% of copper use in antifouling paint process. 	Positive
6.	Training and education	Opportunity	<ul style="list-style-type: none"> Providing training and education to employees and workers improves efficiency and reduces chances of incidents or work hazards. 	<ul style="list-style-type: none"> At GTFL, capacity building sessions for employees and workers organized on varied topics team building and New Product Development "NPD" sessions, Communication training, Udan 2.0 training on leadership, behavior-based safety training. 	Positive


Section B: Management and Process Disclosures:

This section is aimed at helping businesses demonstrate the structures, policies, and processes out in place towards adopting the NGRBC Principles and Core Elements.

S.No.	Disclosure Questions	P1	P2	P3	P4	P5	P6	P7	P8	P9
Policy and Management Processes										
1.	a. Whether your entity's policy / policies cover each principle and its core elements of the NGRBCs. (Yes / No)	Yes	Yes	Yes	Yes*	Yes	Yes	No	Yes	Yes
	b. Has the policy been approved by the Board? (Yes / No)**	Yes	Yes	Yes	Yes	Yes	Yes	No	Yes	Yes
	c. Web Link of the policies, if available	Wherever mandated by applicable Rules / Regulations, the Company has posted the respective policies on its website as per details below: 1. https://www.garwarefibres.com/investors/code-of-conduct-for-directors/ 2. https://www.garwarefibres.com/investors/code-of-conduct-for-managers/ 3. https://www.garwarefibres.com/investors/vigil-mechanism/ 4. https://www.garwarefibres.com/investors/csr-policy/ 5. https://www.garwarefibres.com/investors/code-for-fair-disclosure-of-unpublished-price-sensitive-information/ 6. https://www.garwarefibres.com/about-us/mission-values/ 7. https://garwarefibres.com/investors/ems-policy/ 8. https://www.garwarefibres.com/remuneration-policy/ The remaining Policies are circulated to respective Stakeholders for ensuring adherence.								
2.	Whether the entity has translated the policy into procedures? (Yes / No)	Yes	Yes	Yes	Yes	Yes	Yes	No	Yes	Yes
3.	Do the enlisted policies extend to your value chain partners? (Yes / No)	Yes	Yes	Yes	Yes	Yes	Yes	No	Yes	Yes***
4.	Name of the national and international codes / certifications / labels / standards (e.g., Forest Stewardship Council, Fairtrade, Rainforest Alliance, Trustea) standards (e.g., SA 8000, OHSAS, ISO, BIS) adopted by your entity and mapped to each principle.	<ul style="list-style-type: none"> • ISO 9001 • ISO 14001 • ISO 27001 								
5.	Specific commitments, goals, and targets set by the entity with defined timelines, if any.	At GTFL, we are committed to sustainable business practices and to operate in a manner that is environmentally, socially and economically sustainable. We take responsibility to reduce negative impacts from our operations while contributing positively towards the society and to make our planet a better place to live. We are committed to ESG, dedicated to implement sustainable and socially responsible practices in our operations. <u>Below goals demonstrate our ESGaim:</u> 1. Increase the share of renewable energy (solar / wind power) to total energy consumption in our operations year-on-year. 2. Aim to optimize water consumption in our operations. 3. Reduce GHG emissions (Scope 1 and 2) by adopting energy efficient practices and moving towards renewable energy year-on-year basis. 4. Consistently reduce generation of hazardous waste generation (ETP sludge) on a yearly basis.								
6.	Performance of the entity against the specific commitments, goals, and targets along with reasons in case the same are not met.	In line with our environmental commitments to conserve energy, water, and minimize our carbon footprint as well as enhance our social commitments for community development and welfare, below aims are accomplished in FY 2022- 2023: <ul style="list-style-type: none"> • The Company has reduced its non-renewable energy consumption by gradually increasing its renewable energy usage. • The Company has reduced its carbon emissions while also managing to significantly reduce water consumption during FY 2023. • Bicycles distributed to girl students from 8th to 10th standard from nearby schools to improve their study time and attendance in schools. Additionally, RO water purifiers donated to 3 Schools nearby Wai for availability of clean potable water to students. • Wai Half Marathon sponsored and organized by the Company for promoting fitness, healthy living, and sports in the local youth residing in the nearby the community. Thus, we have made noteworthy progress and are in line with our social and environment sustainability goals.								



STRONG, RESILIENT AND FUTURE-READY

Governance, leadership, and oversight:

7. Statement by the director responsible for the business responsibility report, highlighting ESG related challenges, targets, and achievements (listed entity has flexibility regarding the placement of this disclosure):

The Company is fully dedicated to sustainability and is steadily investing in Research and Development (R&D) to innovative products for the aquaculture industry's next generation. As pioneers in the field, we have been at the forefront of developing sustainable solutions for green aquaculture. At GTFL, our sustainability initiatives are multifaceted, encompassing investments in alternative energy, waste recycling, water conservation, and energy efficiency while reducing reliance on fossil fuel consumption.

While the Company remains committed to fulfilling its ESG (Environmental, Social, and Governance) imperatives, it faces several challenges on its journey such as navigating the complexities of existing industry infrastructures and transitioning them towards cleaner and more sustainable alternatives. There are also cost implications associated with implementing technological innovations. The Company assesses the sustainability practices of its value chain partners and to whatever extent possible, manages to mitigate any environmental or social risks associated with its operational supply chain activities.

The Company remains resolute in tackling these challenges, driven by a commitment to continuous innovation, forging strategic partnerships, engaging with stakeholders, and constantly enhancing its ESG practices. While acknowledging the progress made thus far, we recognize that there is still a considerable journey ahead of us.

8. Details of the highest authority responsible for implementation and oversight of the Business Responsibility policy (ies):

Board of Directors of the Company.

9. Does the entity have a specified Committee of the Board / Director responsible for decision making on sustainability related issues? (Yes/No). If "Yes", provide details:

Mr. Shridhar Shrikrishna Rajpathak, Director

Note:

* The Company has HR policy and CSR policy to engage internal stakeholders and external stakeholders. The Company plans to enhance the policies pertaining to Principle 4 to engage with other key stakeholder group.

** Policies pertaining to NGRBC principles have been approved by a member of the Board of the company and signed by respective functional head of that area.

1. Code of Conduct (For Directors, Managers, and Staff)

2. Vigil Mechanism/Whistle Blower Policy

3. Code of Conduct to Regulate, Monitor and Report trading by designated persons and immediate relatives of designated persons.

4. Policy on prohibition of Sexual Harassment of Women.

5. Mission and Values.

6. Quality Policy.

7. EHS Policy.

8. Human Resource Policy Manual.

9. Corporate Social Responsibility (CSR) Policy.

*** GTFL has appropriate internal mechanisms in place to engage value chain partners. GTFL plans to enhance the policies pertaining to Principle 9 to further engage our value chain partners.

10. Details of Review of NGRBCs by the Company:

Subject for Review	Indicate whether review was undertaken by Director / Committee of the Board / Any other Committee									Frequency (Annually / Half yearly / Quarterly / Any Other- please specify)								
	P1	P2	P3	P4	P5	P6	P7	P8	P9	P1	P2	P3	P4	P5	P6	P7	P8	P9
Performance against above policies and follow up action	The Company regularly monitors its financial and non-financial performance against the set targets on an ongoing basis.																	
Compliance with statutory requirements of relevance to the principles, and rectification of any non-compliances	The Company complies with all regulatory requirements and ensures transparency in business reporting.																	

11. Has the entity carried out independent assessment / evaluation of the working of its policies by an external agency? (Yes/No). If "Yes", provide name of the agency:

P1	P2	P3	P4	P5	P6	P7	P8	P9
The Company has an internal structure for auditing / evaluating the working of these policies with the help of outside consultants / auditors wherever required. The Company is continuously improving its policies, as required, on basis of the internal assessments. However, there were no audits conducted by an external agency during the reporting period.								


12. If Answer to Question (1) Above is “NO”, i.e., not all Principles are covered by a Policy, reasons to be stated:

Questions	P1	P2	P3	P4	P5	P6	P7	P8	P9
The entity does not consider the principles material to its business (Yes/No)	NA	NA	NA	NA	NA	NA	NA	NA	NA
The entity is not at a stage where it is in a position to formulate and implement the policies on specified principles (Yes/No)	NA	NA	NA	NA	NA	NA	NA	NA	NA
The entity does not have the financial or human and technical resources available for the task (Yes/No)	NA	NA	NA	NA	NA	NA	NA	NA	NA
It is planned to be done in the next financial year (Yes/No) Any Other Reason (please specify)	NA	NA	NA	NA	NA	NA	#	NA	NA

Note:

NA – Not Applicable

The Company does not liaise directly with the regulatory bodies in terms of policy advocacy. The relevant liaison happens through Industry Associations.

Section C: Principle Wise Performance Disclosure:
Principle 1: Businesses should conduct and govern themselves with integrity, and in a manner that is Ethical, Transparent, and Accountable
Essential Indicators**1. Percentage coverage by training and awareness programmes on any of the principles during the financial year:**

Segment	Total number of Training and Awareness Programs held	Topics / Principles covered under Training and its Impact	% of Persons in respective category covered by the Awareness Programmes
Board of Directors	4	The Company conducts detailed familiarization programs at Board meetings to Independent Directors covering various NGRBC principles, providing information on the overall industry, including company's financial and non-financial performance, operations, strategy, market insights and business approach and roadmap.	100%
Key Managerial Personnel			
Employees other than BoD and KMPs	80	Team Building Sessions, NPD Sessions, Emotional Intelligence, Human Process Lab, RMP, MS Office, Communication skills, RMP, Human Process Lab, Emotional Intelligence, Awareness on Insider Trading, POSH.	93%
Workers	4	Udan 2.0 training on leadership, behaviour-based safety, normal safety training, Communication and Co-ordination, and POSH.	87%

2. Details of fines / penalties / punishment / award / compounding fees / settlement amount paid in proceedings (by the entity or by directors / KMPs) with regulators / law enforcement agencies / judicial institutions, in the financial year, in the following format: (Note: the entity shall make disclosures based on materiality as specified in Regulation 30 of SEBI (Listing Obligations and Disclosure Obligations) Regulations, 2015 and as discussed on the entity's website):

	NGRBC Principle	Name of the Regulatory / Enforcement Agencies / Judicial Institutions	Amount (in INR.)	Brief of Case	Has an Appeal been Preferred? (Yes / No)
Monetary					
Penalty/ Fine			Nil		
Settlement					
Compounding Fee					
Non-Monetary					
Imprisonment			Nil		
Punishment					

3. Of the instances disclosed in Question 2, above detail of the Appeal / Revision preferred in cases where monetary or non-monetary action has been appealed:

Case Details	Name of the regulatory / enforcement agencies / judicial institutions
Not Applicable	



STRONG, RESILIENT AND FUTURE-READY

4. Does the entity have an anti-corruption or anti-bribery policy? If yes, provide details in brief and if available, provide web-link to the policy:

The Company's policies on Code of Conduct and Vigil Mechanism are applicable to all internal stakeholders of the Company for reporting their genuine concerns which would cover malpractice, unethical behaviour, fraud or suspected fraud, manipulation, misappropriation of monies, and violation. The Company's Code of Conduct requires the employee of the Company to act ethically and with honesty and integrity. The Company has insider trading policy, which extends and applicable to internal stakeholders as well as external stakeholders like advisors, auditors, etc.

The Code of Conduct for managers policy can be accessed at the below link:

<https://www.garwarefibres.com/investors/corporate-governance/code-of-conduct-for-managers#investorsmenu>

5. Number of Directors / KMPs / employees / workers against whom disciplinary action was taken by any law enforcement agency for the charges of bribery / corruption:

	Current Financial Year 2022- 23	Previous Financial Year 2021- 22
Directors	Nil	Nil
Key Managerial Personnel (KMPs)		
Employees		
Workers		

6. Details of complaints with regard to conflict of interest:

	Current Financial Year 2022- 23		Previous Financial Year 2021- 22	
	Number	Remark	Number	Remark
Number of complaints received in relation to issues of Conflict of Interest of the Directors	Nil	Not Applicable	Nil	Not Applicable
Number of complaints received in relation to issues of Conflict of Interest of the KMPs				

7. Provide details of any corrective action taken or underway on issues related to fines / penalties / action taken by regulators / law enforcement agencies / judicial institutions, on cases of corruption and conflicts of interest:

Not Applicable.

Leadership Indicators

1. Does the entity have processes in place to avoid / manage conflict of interests involving members of the Board? (Yes/No).

If "Yes", provide details of the same:

Yes. The Company's Code of Conduct acts as a guide to ethical business practices and suggests appropriate processes to avoid and manage conflict of interest. The Director of the Company disclose the names of the parties in which they have an interest, which then is mapped in the internal systems of the Company and systems are in place to monitor and ensure the compliances for any transaction with them. The Code of Conduct is available on website of the Company at <https://www.garwarefibres.com/investors/corporate-governance/code-of-conduct-for-directors#investorsmenu>.

Principle 2: Businesses should provide goods and services in a manner that is sustainable and safe

Essential Indicators

1. Percentage of R&D and Capital Expenditure (Capex) investments in specific technologies to improve environmental and social impacts of product and processes to total R&D and capex investments made by the entity, respectively:

	Current Financial Year 2022- 23	Previous Financial Year 2021- 22	Details of improvements in Environmental and Social Impacts
R&D*	48%	29%	The Company has been steadily investing in processes, projects, and initiatives that have positive societal and environmental footprint. This involves measures such as reducing energy consumption, resource usage optimization, waste reduction strategies, community development engagements, and developing products with reduced carbon footprints or exploring renewable options.
Capex*	100%	100%	

Note:

* Above details are as per books of accounts.


2. a. Does the entity have procedures in place for sustainable sourcing? (Yes / No):

No. GTFL does not have written down procedure in place for sustainable sourcing.

At GTFL, majority of its vendors (80% of vendors by value) are ISO certified, which demonstrates commitment to business with partners who are environmentally conscious, socially driven, and have strong ethics and governance. In addition, during the on boarding process, vendor assessment comprising of thorough questionnaire / checklist on vendor's compliance on regulatory, statutory, environmental, and social norms is undertaken. Only, those who pass our minimum criteria, are then considered for business association.

b. If "Yes", what percentage of inputs were sourced sustainably?

Not Applicable.

3. Describe the processes in place to safely reclaim your products for reusing, recycling, and disposing at the end of life for:

a. Plastics (including packaging)	- Plastic packaging recycled under Extended Producer Responsibility (EPR) as per Central Pollution Control Board (CPCB) guidelines through waste management agency engaged by the Company.
b. E-waste	- E-waste collected at dedicated collection area at E-waste yard, safely stored & disposed to Maharashtra Pollution Control Board (MPCB) authorized waste disposal facility / contractors.
c. Hazardous waste	- Hazardous waste, including bio-medical waste and battery waste safely collected at dedicated collection and storage area at ETP and safely disposed to MPCB authorized waste disposal facility preventing any kind of land and ground water pollution. - Storage and disposal norms are followed as per Hazardous Waste Management Rules.
d. Other waste	- HDPE waste generated during the manufacturing process is recycled and reused. Other product / process waste is partly reused & remaining is disposed off to MPCB authorized recyclers.
e. Whether Extended Producer Responsibility (EPR) is applicable to the entity's activities (Yes / No). If "Yes", whether the waste collection plan is in line with the Extended Producer Responsibility (EPR) plan submitted to Pollution Control Board? If "Not", provide steps taken to address the same. Yes, the Company is subject to Extended Producer Responsibility (EPR) regulations and has obtained Brand Owner Registration Certificate under Central Pollution Control Board (CPCB) norms. The Company has also submitted its EPR plan for plastic packaging material recycling for FY 2023.	

Leadership Indicators
1. Percentage of recycled or reused input material to total material (by value) used in production (for manufacturing industry) or providing services (for service industry):

Indicate input material	Recycled or re-used input material to total material	
	Current Financial Year 2022-23	Previous Financial Year 2021-22
Polypropylene, HDPE (MT)	2.5%	2.4%

2. Of the products and packaging reclaimed at end of life of products, amount (in metric tonnes) reused, recycled, and safely disposed, as per the following format:

	Current Financial Year 2022-23			Previous Financial Year 2021-22		
	Re-Used	Recycled	Safely Disposed	Re-Used	Recycled	Safely Disposed
Plastics (including packaging)	-	324	-	-	185	-
E-Waste	-	-	-	-	-	-
Hazardous Waste	-	-	-	-	-	-
Other Waste	-	-	-	-	-	-

3. Reclaimed products and their packaging materials (as percentage of products sold) for each product category

Indicate Product Category	Reclaimed products and their packaging materials as % total products sold in respective category
	Not Applicable



STRONG, RESILIENT AND FUTURE-READY

Principle 3: Businesses should respect and promote the well-being of all employees, including those in their value chains

Essential Indicators

1. a. Details of measures for the well-being of Employees:

Category	Total (A)	Health Insurance		Accident Insurance		Maternity Benefits		Paternity Benefits		Day Care Facilities	
		Number (B)	% (B / A)	Number (C)	% (C / A)	Number (D)	% (D / A)	Number (E)	% (E / A)	Number (F)	% (F / A)
Permanent Employees											
Male	536	536	100%	536	100%	NA	NA	536	100%	536	100%
Female	23	23	100%	23	100%	23	100%	NA	NA	23	100%
Total	559	559	100%	559	100%	23	4%	536	96%	559	100%
Other than Permanent Employees											
Male	45	NA	NA	45	100%	NA	NA	45	100%	45	100%
Female	9	NA	NA	9	100%	9	100%	NA	NA	9	100%
Total	54	NA	NA	54	100%	9	17%	45	83%	54	100%

Note: NA – Not Applicable

b. Details of measures for the well-being of Workers:

Category	Total (A)	Health Insurance		Accident Insurance		Maternity Benefits		Paternity Benefits		Day Care Facilities	
		Number (B)	% (B / A)	Number (C)	% (C / A)	Number (D)	% (D / A)	Number (E)	% (E / A)	Number (F)	% (F / A)
Permanent Workers											
Male	550	550	100%	550	100%	NA	NA	550	100%	550	100%
Female	0	0	0%	0	0%	0	0%	NA	NA	0	0%
Total	550	550	100%	550	100%	NA	NA	550	100%	550	100%
Other than Permanent Workers											
Male	32	NA	NA	32	100%	NA	NA	32	100%	32	100%
Female	0	0	0%	0	0%	0	0%	NA	NA	0	NA
Total	32	NA	NA	32	100%	NA	NA	32	100%	32	100%

Note: NA – Not Applicable

2. Details of retirement benefits, for Current FY 2022-23 and Previous FY 2021- 22:

Benefits	Current Financial Year 2022-23			Previous Financial Year 2021-22		
	No. of employees covered as % of total employees	No. of workers covered as % of total workers	Deducted and Deposited with the authority (Yes / No / NA)	No. of employees covered as % of total employees	No. of workers covered as % of total workers	Deducted and Deposited with the authority (Yes / No / NA)
PF	100%	100%	Yes	100%	100%	Yes
Gratuity	100%	100%	Yes	100%	100%	Yes
ESI	100%*	100%*	Yes	100%*	100%*	Yes

Note:

* 100% of eligible employees only

- For FY 22-23 – 51 employees eligible as per ESI Act.
- For FY 21-22 – 59 employees eligible as per ESI Act.


3. Accessibility of Workplaces:

Are the premises / offices of the entity accessible to differently abled employees and workers, as per the requirements of the Rights of Persons with Disabilities Act, 2016?

If “Not”, then whether any steps are being taken by the entity in this regard:

Currently, none of GTFL's premises / offices have infrastructure support that is accessible to differently abled employees and workers. However, the Company plans to make its premises universally accessible.

4. Does the entity have an equal opportunity policy as per the Rights of Persons with Disabilities Act, 2016? If so, please provide the web-link of the policy:

No. The Company does not have an written Equal Opportunity Policy but the Company's philosophy and practice encompass a commitment to foster no discrimination in talent management on account of gender, disability, race, ethnicity, or any form of discriminatory factor. The Company strives to maintain a work environment that is accessible to all, respectful and free from any of from harassment and discrimination.

5. Return to work and Retention rates of permanent employees and workers that took parental leave:

Gender	Permanent Employees		Permanent Workers	
	Return to Work Rate	Retention Rate	Return to Work Rate	Retention Rate
Male	100%	100%	100%	100%
Female	100%	100%	NA	NA
Total	100%	100%	100%	100%

6. Is there a mechanism available to receive and redress grievances for the following categories of employees and workers? If “Yes”, give details of the mechanism in brief:

Permanent Workers	The Company has a platform- SAMWAD to connect with permanent workers and share updates with them on policies, programs, and trainings. Weekly meetings with union representatives are arranged. Workers can directly reach out to HR or IR representatives to raise their concerns / issues; representative mobile number is also displayed on factory site.
Other than Permanent Workers	
Permanent Employees	The Company has various platforms where employees can raise their concerns and grievances on a periodic basis like HR Connect Forums, HR Helpdesk, Emails to HR SPOCs, and directly with business and HR Managers. The concerns / issues are investigated in a timely and confidential manner, without any retaliation to the complainant and / or the witness.
Other than Permanent Employees	

7. Membership of employees and workers in association(s) or Unions recognized by the listed entity:

Category	Current Financial Year 2022-23			Previous Financial Year 2021-22		
	Total employees/ workers in respective category (A)	No. of employees / workers in respective category, who are part of Association(s) or Unions (B)	Percentage (%) (B/A)	Total employees / workers in respective category (A)	No. of employees / workers in respective category, who are part of Association(s) or Unions (B)	Percentage (%) (B/A)
Total Permanent Employees	Not Applicable					
-Male						
-Female						
Total Permanent Workers	550	550	100%	561	561	100%
-Male	550	550	100%	561	561	100%
-Female	0	0	0%	0	0	0%



STRONG, RESILIENT AND FUTURE-READY

8. (a). Details of training given to employees and workers on “Health and Safety Measures”:

Category	Current Financial Year 2022-23			Previous Financial Year 2021-22		
	Total (A)	Number (B)	Percentage (%) (B/A)	Total (C)	Number (D)	Percentage (%) (D/C)
Employees						
Male	536	480	90%	535	420	79%
Female	23	21	91%	22	19	86%
Total	559	501	90%	557	439	79%
Workers						
Male	550	550	100%	561	561	100%
Female	0	0	0%	0	0	0%
Total	550	550	100%	561	561	100%

(b). Details of training given to employees and workers on “Skill Upgradation”:

Category	Current Financial Year 2022-23			Previous Financial Year 2021-22		
	Total (A)	Number (B)	Percentage (%) (B/A)	Total (C)	Number (D)	Percentage (%) (D/C)
Employees						
Male	536	500	93%	535	411	77%
Female	23	20	87%	22	12	55%
Total	559	520	93%	557	423	76%
Workers						
Male	550	479	87%	561	449	80%
Female	0	0	0%	0	0	0%
Total	550	479	87%	561	449	80%

9. Details of Performance and Career Development reviews of employees and workers:

Category	Current Financial Year 2022-23			Previous Financial Year 2021-22		
	Total (A)	Number (B)	Percentage (%) (B/A)	Total (C)	Number (D)	Percentage (%) (D/C)
Employees						
Male	536	536	100%	535	535	100%
Female	23	23	100%	22	22	100%
Total	559	559	100%	557	557	100%
Workers						
Male	550	550	100%	561	561	100%
Female	0	0	0%	0	0	0%
Total	550	550	100%	561	561	100%

Note:

* Permanent employees and workers covered 100%. However, for other than permanent employees and workers, continuous engagement on career reviews and training supports provided on an ongoing basis.


10. Health and Safety Management System:
a. Whether an occupational health and safety management system has been implemented by the entity? (Yes / No) If “Yes”, then coverage of the system:

Yes. Full-fledged occupational health and safety management system is in place. Periodic Plant Safety inspections, Safety audits, Hazard Identification and Risk Assessment (HIRA) registers, Job Safety Analysis (JSA), Work zone air quality & noise monitoring, Annual medical check-up, safety trainings as per training calendar are conducted. Health and Safety Policy is available, Internal and External safety audits are conducted periodically, and corrective actions taken on audit findings. Occupational health and safety requirements comply as per the regulatory standards.

b. What are the processes used to identify work-related hazards and assess risks on a routine and non-routine basis of the entity?

Hazard Identification and Risk Assessment (HIRA) are conducted as per Standard Operating Procedures (SOPs) and Corrective and Preventive Actions (CAPA) are taken on significant risks identified. Safety committee, safety champions and workers participate in Hazard Identification Risk Assessment periodic review undertaken for new processes, modification / change in existing process, procurement of new machinery and for routine and non-routine activities. The workers can report work-related safety hazards through internal platforms and safety meetings.

c. Whether you have processes for workers to report the work-related hazards and to remove themselves from such risks? (Yes/No):

Yes. Procedure is in place to report work related hazards for taking corrective actions and prevent incidents. Workers' report work-related hazards in Daily Toolbox Talk sessions and Safety suggestion Boxes are provided in all departments.

d. Do the employees / workers of the entity have access to non-occupational medical and healthcare services? (Yes/No):

Yes. Factory Medical Officer is available to provide medical consultation on non-occupational medical and health related issues to workers. Ambulance room is available with one female nurse for female employees and workers.

Mediclaime – Hospital Insurance policy is available for non-occupational medical and health related issues of employees and workers.

11. Details of safety related incidents, in the following format:

Safety Incidents / Number	Category	Current Financial Year 2022-23	Previous Financial Year 2021-22
Lost Time Injury Frequency Rate (LTIFR) (per one million-person hours worked)	Employees	0	0
	Workers	1.85	2.95
Total recordable work-related injuries	Employees	0	0
	Workers	1	2
Number of fatalities	Employees	0	0
	Workers	0	1
High consequence work-related injury or ill-health (excluding fatalities)	Employees	0	0
	Workers	0	0

12. Describe the measures taken by the entity to ensure a safe and healthy workplace:

At GTFL, we have full-fledged occupational health and safety management system in place. Periodic Plant Safety inspections, Safety audits, HIRA, JSA, Work zone air quality and noise monitoring, annual medical check-up, safety trainings as per Training calendar are conducted. Use of personal protective equipment (PPE), elimination of potential hazard, visual safety training, safety committee meetings, safety rewards, safety and fire mock drills, and safety audits (internal and external) are done.

13. Number of complaints on the following made by employees and workers:

	Current Financial Year 2022-23			Previous Financial Year 2021-22		
	Filed	Pending Resolution at end of year	Remark	Filed	Pending Resolution at end of year	Remark
Working Conditions	35	0	Actions taken on complaints received	20	0	Actions taken on complaints received
Health and Safety	9	0	Actions taken on complaints received	13	0	Actions taken on complaints received

14. Assessment for the Year (2022- 23):

	% Of plants and offices that were assessed (By entity or statutory authorities or third party)
Health and Safety Practices	100%
Working Conditions	100%



STRONG, RESILIENT AND FUTURE-READY

15. Provide details of any corrective action taken or underway to address safety-related incidents (if any) and on significant risk / concerns arising from assessment of health and safety practices and working conditions:

The Company has not identified any risk / concern in the assessment.

Leadership Indicators

1. Does the entity extend any life insurance or compensatory package in the event of death of (A). Employees; and (B). Workers (Yes/No). Provide detail:

Yes, the Company's group personal accident policy wherein all employees are covered. The Company also has Benevolent Fund Policy, where employees contribute 1 Day or ½ Day Salary in case of demise of Employee or Permanent Worker and equal amount provided by the Company to deceased family. Compassion Policy had provided support to deceased employee in case of death due to COVID.

2. Provide the measures undertaken by the entity to ensure that statutory dues have been deducted and deposited by the value chain partners:

The Company ensures that vendors and suppliers pay their statutory dues in a timely and effectively manner, especially the GST, EPF, ESIC, and other statutory dues. The Company has appropriate mechanisms in place to ensure that statutory dues are paid periodically, as required and complied by the vendors and business partners.

3. Provide the number of employees / workers having suffered high consequence work-related injury / ill-health / fatalities (as reported in Qs. 11 of Essential Indicators above), who have been / are rehabilitated and placed in suitable employment or whose family members have been placed in suitable employment:

	Total Number of affected employees / workers		No. of employees / workers that are rehabilitated or whose family member have been placed in suitable employment	
	FY 2022- 23	FY 2021- 22	FY 2022- 23	FY 2021- 22
Employees	0	0	0	0
Workers	1	0	1	0

4. Does the entity provide transition assistance programs to facilitate continued employability and the management of career endings resulting from retirement or termination of employment? (Yes / No):

The Company does not provide transition assistance programs to facilitate continued employability and / or manage career endings resulting from retirement or termination of employment.

5. Details on assessment of value chain partners (FY 2022- 23):

	% Of value chain partners (by value of business done with such partners) that were assessed*
Health and Safety Practices	100%
Working Conditions	100%

Note:

* For sub-contractor's GTFL undertakes assessment

6. Provide details of any corrective actions taken or underway to address significant risks / concerns arising from assessments of health and safety practices and working conditions of value chain partners:

During the latest assessment, no significant risks / concerns were identified.

Principle 4: Businesses should respect the interests of and be responsive to all its stakeholders

Essential Indicators

1. Describe the process for identifying key stakeholder groups of the entity:

The Company has mapped its internal and external stakeholders using the Mendelow's Matrix (also known as the Stakeholder Analysis matrix and the Power-Interest matrix) and through this framework we plot power vs interest of the stakeholder and then basis that assign communication strategies to continuously engages with them. The Company recognizes employees, local communities surrounding our operations, government and regulatory authorities, business associates (marginalized fisherman, farmer, network of suppliers, service providers, dealers and suppliers of goods and services), domestic / international customers and shareholders / investors as its key stakeholders. The Company engages with identified stakeholders to gauge their opinion, feedback, and tweak their business strategy / approach to cater to the needs / aspirations of their stakeholders.


2. List stakeholder groups identified as key for your entity and the frequency of engagement with each stakeholder group.

Stakeholder Group	Identified as Vulnerable or Marginalized Group (Yes/No)	Channels of Communication	Frequency of engagement	Purpose and scope of engagement including key topics and concerns raised during each engagement
Shareholders	No	Annual General Meeting (AGM), Email, Statutory Reports, Investor's Meet, Disclosure to Stock Exchanges	Ongoing	Financial Reports, Dividend, Shares, Business Performance, Corporate actions such as buyback of shares.
Government Agencies / Regulators	No	Statutory Reports	Ongoing	Compliances of various laws, regulations, requirements, and fillings as required and applicable to business.
Employees and Workers	No	Forums, Mailers, House Magazines, Quarterly Magazines named 'Impressions' and Open House	Ongoing	Company's performance, policies, business strategy and mission, training, and awareness sessions.
Channel Partners / Sub-Contractors	No	Meetings and Mailers	Ongoing	Business Strategy, Company's Performance, Growth Opportunities, Expansion Strategy, and Sustainability Initiatives.
Consumers	No	Website, Mailers, and Social-Media	Ongoing	Product Information on New Product Developments, Feedback Forms, Business Growth, Customer Service including resolution of complaints, Expansion, Performance, Mission, and Vision, and Sustainability Initiatives.
Communities	Yes	Emails, telephones, field visits, and physical meetings	Ongoing	Identification of needs, challenges, CSR, project conceptualization, design and implementation, follow-ups, monitoring, field visits, and program feedback.
Implementing Agency (NGO)	Yes*	Emails, telephones, field visits, and physical meetings	Ongoing	Project design, implementation, challenges, solutions, monitoring, and evaluation of the CSR Programs.

Note:

* Few NGO partners working with the vulnerable and marginalized groups may fall under vulnerable and marginalized group.

Leadership Indicators
1. Provide the processes for consultation between stakeholders and the Board on economic, environmental, and social topics or if consultation is delegated, how is feedback from such consultations provided to the Board:

The Executive Director and Senior Management Personnel maintain regular and planned engagements with stakeholders, including investors, employees, customers, channel partners, government departments and analysts. These interactions serve as an opportunity to gather feedback, suggestions, complaints, and grievances and the responsible individual relays this feedback to the Board during specific occasions throughout the year. The feedback and key issues brought to the attention of the respective committees of the Board for further consideration and action, as deemed appropriate. This ensures that defined processes followed and that material topics are appropriately addressed across the company in a stakeholder inclusive manner.

2. Whether stakeholder consultation is used to support the identification and management of environmental, and social topic? (Yes/No)

If so, provide details of instances as to how the inputs received from stakeholders on these topics were incorporated into policies and activities of the entity:

Yes, stakeholder consultations are integral to the determination of our material topics. These consultations serve as invaluable inputs, as we carefully consider the perspectives and insights shared by our stakeholders during the engagement process. To prioritize our material topics effectively, we actively engage with key stakeholders, including employees, customers, analysts, and investors, via appropriate channels and mechanisms. This engagement process enables us to identify the key environmental, social, and governance (ESG) material topics that are most relevant and



STRONG, RESILIENT AND FUTURE-READY

important to our stakeholders. The insights gathered from these consultations thoroughly analyzed and incorporated into a materiality matrix forming the basis for our sustainability strategy, guiding our actions and initiatives in line with stakeholder expectations and priorities.

3. Provide detail of instances of engagement with, and actions taken to, address the concerns of vulnerable / marginalized stakeholder groups:

The Company has identified communities residing around its manufacturing facilities (with focus on women and children), fishermen, and small farmers in the supply chain as vulnerable and marginalized stakeholders. Through continuous engagement, the Company has identified and prioritized their needs and clearly developed targeted Corporate Social Responsibility (CSR) initiatives contributing towards their livelihood opportunities and socio-economic development.

Principle 5: Businesses should respect and promote human rights

Essential Indicators

1. Employees and workers who have been provided training on human rights issues and policy(ies) of the entity, in the following format:

Category	Current Financial Year 2022-23			Previous Financial Year 2021-22		
	Total (A)	Number (B)	Percentage (%) (B/A)	Total (C)	Number (D)	Percentage (%) (D/C)
Employees						
Permanent	559	559	100%	557	557	100%
Other than permanent	54	54	100%	46	46	100%
Total Employees	613	613	100%	603	603	100%
Workers						
Permanent	550	550	100%	561	561	100%
Other than permanent	32	32	100%	19	19	100%
Total Workers	582	582	100%	580	580	100%

2. Details of minimum wages paid to employees and workers, in the following format:

Category	Current Financial Year 2022-23					Previous Financial Year 2021-22				
	Total (A)	Equal to Minimum Wage		More than Minimum Wage		Total (D)	Equal to Minimum Wage		More than Minimum Wage	
		Number (B)	% (B/A)	Number (C)	% (C/A)		Number (E)	% (E/D)	Number (F)	% (F/D)
Employees										
Permanent	559	0	0%	559	100%	557	0	0%	557	100%
- Male	536	0	0%	536	100%	535	0	0%	535	100%
- Female	23	0	0%	23	100%	22	0	0%	22	100%
Other than permanent	54	0	0%	54	100%	46	0	0%	46	100%
- Male	45	0	0%	45	100%	40	0	0%	40	100%
- Female	9	0	0%	9	100%	6	0	0%	6	100%
Workers										
Permanent	550	0	0%	550	100%	561	0	0%	561	100%
- Male	550	0	0%	550	100%	561	0	0%	561	100%
- Female	0	0	0%	0	0%	0	0	0%	0	0%
Other than permanent	32	0	0%	32	100%	19	0	0%	19	100%
- Male	32	0	0%	32	100%	19	0	0%	19	100%
- Female	0	0	0%	0	0%	0	0	0%	0	0%


3. Details of remuneration / salary / wages, in the following format:

	Male		Female	
	Number	Median salary / wage of respective category (₹ lakhs)	Number	Median salary / wage of respective category (₹ lakhs)
Board of Directors (BoD)	4	2.60*	2	0.60
Key Managerial Personnel	2	497.46	0	0
Employees other than BoD and KMP	661	7.80	38	3.52
Workers	563	6.98	0	0

Note:

* All Directors are paid only sitting fees except Mr. V. R. Garware, Chairman and Managing Director.

4. Do you have a focal point (Individual / Committee) responsible for addressing human rights impacts or issues caused or contributed to by the business? (Yes/No):

Yes, the Company ensures to maintain a safe working environment, free from any harassment. However, in case of any grievance or concern, the Company has stringent policies and remedial action is taken as deemed appropriate by the Head of Human Capital (Human Resource) in consultation with Senior Management of the Company in a timely, effectively, and transparent manner.

5. Describe the internal mechanisms in place to redress grievances related to human rights issues:

The Company pays utmost importance in upholding the human rights of its employees, workers, contractors, suppliers, and communities in accordance with national and international standards and Company's code of conduct. The Company has formulated Vigil Mechanism policy to address any concerns covering malpractice, unethical behaviour, fraud or suspected fraud, manipulation, misappropriation of monies and violation of the Company Codes. The Company has formulated and implemented a Policy and constituted an Internal Complaints Committee (ICC) as per the provisions of the Sexual Harassment Act and Rules made thereunder.

6. Number of complaints on the following made by employees and workers:

Category	Current Financial Year 2022-23			Previous Financial Year 2021-22		
	Filed during the year	Pending resolution at end of year	Remark	Filed during the year	Pending resolution at end of year	Remark
Sexual Harassment	0	0	NA	0	0	NA
Discrimination at workplace	0	0	NA	0	0	NA
Child Labour	0	0	NA	0	0	NA
Forced Labour / Involuntary Labour	0	0	NA	0	0	NA
Wages	0	0	NA	0	0	NA

7. Mechanisms to prevent adverse consequences to the complainant in discrimination and harassment cases:

The Vigil Mechanism Policy provides for adequate safeguards against victimization for the persons ("the informer / whistleblower") who avail this mechanism and provides for direct access to the Chairman of the Audit Committee of the Company in exceptional cases. The Company ensures that no unfair treatment meted out to the informer / whistleblower by virtue of having reported the information under this Policy.

8. Do human rights requirements form part of your business agreements and contracts? (Yes/No):

At GTFL, all business contracts integrate human rights compliance as terms and conditions i.e., clauses on prevention of child labour, forced labour, discrimination, harassment, minimum wages, and other topics, to ensure compliance with social and governance norms and ethical business conduct by all vendors and suppliers.

9. Assessment for the FY 2022- 23:

	% Of plants and offices that were assessed (by entity or statutory authorities or third parties)
Child Labour	100%
Forced / Involuntary Labour	100%
Sexual harassment	100%
Discrimination at workplace	100%
Wages	100%



STRONG, RESILIENT AND FUTURE-READY

10. Provide details of any corrective actions taken or underway to address significant risks / concerns arising from the assessments at Qs. 9, above:

No. significant concerns were identified during the latest assessments, therefore no corrective actions were required to be undertaken during the reporting period. However, the Company periodically reviews its human rights policies, procedures, and processes to be compliant with regulatory norms and standards.

Leadership Indicators

1. Details of a business process being modified / introduced as a result of addressing human rights grievances / complaints:

The Company has been compliant with human rights issues and reviews its policies and processes on a regular basis.

2. Details of the scope and coverage of any Human Rights due diligence conducted:

The Company undertakes self-assessment at all plants and offices for all the indicators covered in Q9 above.

3. Is the premise / office of the entity accessible to differently abled visitors, as per the requirements of the Rights of Persons with Disabilities Act, 2016?

Currently, none of the Company's premises / offices have infrastructure support that is accessible to differently abled visitors. However, the Company plans to make its premises universally accessible.

4. Details on assessment of Value Chain Partners:

	% Of value chain partners (by value of business done with such partners) that were assessed:
Child Labour	Nil
Forced / Involuntary Labour	Nil
Sexual harassment	Nil
Discrimination at workplace	Nil
Wages	Nil

Footnote: The Company is in the process of developing a vendor assessment guideline, procedure, and checklist to undertake ESG assessment, including human rights practices of its value chain partners.

5. Provide details of any corrective actions taken or underway to address significant risks / concerns arising from the assessment at Qs. 4 above:

Not Applicable.

Principle 6: Businesses should respect and make efforts to protect and restore the environment

Essential Indicators

1. Details of total energy consumption (in Joules or multiples) and energy intensity, in the following format:

Parameter	Current Financial Year 2022-23 (In Gigajoules)	Previous Financial Year 2021-22 (In Gigajoules)
Total Energy Consumption (A)	116,351	126,443
Total Fuel Consumption (B)	145,395	150,574
Energy consumption through Other Sources (C)	0	0
Total Energy Consumption (A+B+C)	261,746	277,016
Energy intensity per rupee of turnover (Total energy consumption / turnover in rupees)	0.000021	0.000024

Note:

Indicate if any independent assessment / evaluation / assurance has been carried out by an external agency? (Yes / No).

If "Yes", name the external agency.: NO

2. Does the entity have any sites / facilities identified as designated consumers (DCs) under the Performance, Achieve, and Trade (PAT) Scheme of the Government of India? (Yes/No)

If "Yes", disclose whether targets set under the PAT Scheme have been achieved. In case targets have not been achieved, provide the remedial action taken, if any:

No.


3. Provide details of the following disclosures related to water, in the following format:

Parameter	Current Financial Year 2022-23	Previous Financial Year 2021-22
Water withdrawal by source (in kiloliters)		
(i). Surface Water	0	0
(ii). Groundwater	0	0
(iii). Third Party Water	162,944	160,201
(iv). Seawater/ Desalinated water	0	0
(v). Others (Please specify)	0	0
Total Volume of water withdrawal (in KL) (i + ii + iii + iv + v)	162,944	160,201
Total volume of water consumption (in KL)	162,944	160,201
Water intensity per rupee of turnover (Water consumed/ turnover)	0.0000013	0.0000014

Note:

Indicate if any independent assessment / evaluation / assurance has been carried out by an external agency? (Yes / No).
 If "Yes", name the external agency.: NO

4. Has the entity implemented a mechanism for Zero Liquid Discharge (ZLD)? If "Yes", provide details of its coverage and implementation:

The Company Plants implement Zero Liquid Discharge (ZLD) mechanism. The Company has installed combined Effluent Treatment plant and Sewage Treatment Plant (ETP+STP) of design capacity 320 KLD with primary, secondary, and tertiary treatment processes for treating the trade and domestic effluent generated. Treated water recycled / reused in various process like cooling tower make up, toilet flushing, Filter press and vessels cleaning at ETP and for Gardening purposes. Treated water entirely consumed within our premises and no water discharged out of factory premises.

5. Please provide details of air emissions (other than GHG emissions) by the entity, in the following format:

Parameter	Please specify unit	Current Financial Year 2022-23	Previous Financial Year 2021-22
Nox	Ppm	6.12	6.18
SOx	mg/m3	28.76	29.7
Particulate Matter (PM)	mg/m3	42.23	43.77
Persistent organic pollutant (POP)	Not Applicable		
Volatile organic compounds (VOC)			
Hazardous air pollutant (HAP)			

Note:

Indicate if any independent assessment / evaluation / assurance has been carried out by an external agency? (Yes / No).
 If "Yes", name the external agency.: NO

6. Please provide details of greenhouse gas emissions (Scope 1 and Scope 2 emissions) and its intensity, in the following format:

Parameter	Please specify unit	Current Financial Year 2022-23	Previous Financial Year 2021-22
Total Scope 1 Emissions (Break-up of the GHG into CO ₂ , CH ₄ , N ₂ O, HFCs, PFCs, SF ₆ , NF ₃ , if available)	Metric tonnes of CO ₂ equivalent	12,970	14,086
Total Scope 2 Emissions (Break-up of the GHG into CO ₂ , CH ₄ , N ₂ O, HFCs, PFCs, SF ₆ , NF ₃ , if available)	Metric tonnes of CO ₂ equivalent	19,102	20,533
Total Scope 1 and Scope 2 emissions per rupee of turnover		0.0000026	0.0000029

Note:

Indicate if any independent assessment / evaluation / assurance has been carried out by an external agency? (Yes / No).
 If "Yes", name the external agency.: NO



STRONG, RESILIENT AND FUTURE-READY

7. Does the entity have any project related to reducing Greenhouse gas emissions?

If “Yes”, then provide details:

The Company has undertaken various initiatives to reduce greenhouse gas emissions by replacing low efficient devices with higher energy efficient devices as well as improve operational efficiency such as install energy efficient motors for doublers, replace ECC by VFD and AC Motors for Ropes making machines, install harmonic filters for shed no 1 and 2, and transition from fossil fuel initiatives such as shifting from LDO fired boiler to NG Fired boiler, replacing diesel operated forklifts by electric forklifts.

8. Provide details related to waste management by the entity, in the following format:

Parameter	Current Financial Year 2022-23	Previous Financial Year 2021-22
Total Waste Generated (in metric tonnes)		
Plastic Waste (A)	112.41	97.03
E-Waste (B)	9.17	14.35
Bio-medical Waste (C)	0.005	0.0054
Construction and Demolition Waste (C&D) (D)	30	45
Battery Waste (E)	0.97	7.27
Radioactive Waste (F)	0	0
Other Hazardous Waste (G) (Used or spent oil, residue containing oil etc)	32	35
Other Non-Hazardous Waste generated (H) (Please specify, if any)	483	530
Total Waste Generated (A+B+C+D+E+F+G+H)	668	728
For each category of waste generated, total waste recovered through recycling, re-using or other recovery operations (in metric tonnes)		
Category Waste Name:		
(i). Recycled	424	488
(ii). Re-used	0	0
(iii). Other recovery operations	0	0
Total	424	488
For each category of waste generated, total waste disposed by nature of disposal method (in metric tonnes)		
Category Waste Name:		
(i). Incineration	31	33.49
(ii). Land filling	0	0
(iii). Other disposal operations	213	206.16
Total	244	240

Note:

Indicate if any independent assessment / evaluation / assurance has been carried out by an external agency? (Yes / No).

If “Yes”, name the external agency.: NO

9. Briefly describe the waste management practices adopted in your establishments. Describe the strategy adopted by your company to reduce usage of hazardous and toxic chemicals in your products and processes and the practices adopted to manage such wastes:

At GTFL, we use water-based chemicals in our manufacturing process and avoid the use of hazardous / toxic chemicals to prevent any adverse impacts on the environment as well as to prevent air, water, and land pollution. Moreover, we focus on eco-friendly product development which requires less antifouling treatment leading to reduced copper sedimentation and deposition in sea water.



10. If the entity has operations / offices in & around ecologically sensitive areas (such as national parks, wildlife sanctuaries, biosphere reserves, wetlands, biodiversity hotspots, forests, coastal regulation zones, etc.) where environmental approvals / clearances are required, please specify details in the following format:

S. No.	Location of operations / offices	Type of operations	Whether the conditions of environmental approval / clearance are being complied with? (Yes / No) If "No", the reasons thereof and corrective action taken, if any.
None of the Company's operations / offices are in ecologically sensitive area.			

11. Details of environmental impact assessments of projects undertaken by the entity based on applicable laws, in the current financial year 2022-23:

Name and brief of the project	EIA Notification No.	Date	Whether conducted by independent agency (Yes / No)	Results communicated in public domain (Yes / No)	Relevant Web-link
During FY 2022-23, the Company was not required to conduct any environmental impact assessments as per applicable laws.					

12. Is the entity compliant with the applicable environmental law / regulations / guidelines in India, such as the Water (Prevention and Control of Pollution) Act, Air (Prevention and Control of Pollution) Act, Environment Protection Act and Rules thereunder (Yes/No):

If "Not", provide details of all such non-compliances, in the following format:

S. No.	Specify the law / regulation / guidelines which is not compliant	Provide details of the non-compliance	Any fines / penalties / action taken by regulatory agencies such as pollution control board or by courts	Corrective action taken, if any
The Company have been compliant with all applicable environmental laws, regulations, and acts of Government of India and Government of Maharashtra, thereby ensuring no case of non-compliance during the reporting period.				

Leadership Indicators

1. Provide breakup of the total energy consumed (in Joules or multiples) from Renewable Energy and Non-Renewable sources, in the following format:

Parameter	Current Financial Year 2022-23 (In Gigajoules)	Previous Financial Year 2021-22 (In Gigajoules)
From Renewable Sources		
Total electricity consumption (A)	30,811	34,940
Total fuel consumption (B)	7,218	0
Energy consumption through other sources (C)	0	0
Total energy consumed from renewable sources (A+B+C)	38,029	34,940
From Non-Renewable Sources		
Total electricity consumption (D)	85,540	91,503
Total fuel consumption (E)	138,177	150,574
Energy consumption through other sources (F)	0	0
Total energy consumed from renewable sources (D+E+F)	223,717	242,076

Note:

Indicate if any independent assessment / evaluation / assurance has been carried out by an external agency? (Yes / No).
If "Yes", name the external agency.: NO



STRONG, RESILIENT AND FUTURE-READY

2. Provide the following details related to water discharge:

The Company's sites are Zero Liquid Discharge (ZLD), therefore there is no water discharge.

Parameter	Current Financial Year 2022-23	Previous Financial Year 2021-22
Water discharge by destination and level of treatment (in kiloliters)		
(i). To Surface Water	-	-
-No treatment	-	-
-With treatment- please specify level of treatment	-	-
(ii). To Ground Water	-	-
-No treatment	-	-
-With treatment- please specify level of treatment	-	-
(iii). To Seawater	-	-
-No treatment	-	-
-With treatment- please specify level of treatment	-	-
(iv). Sent to Third Parties	-	-
-No treatment	-	-
-With treatment- please specify level of treatment	-	-
(v). Others	-	-
-No treatment	-	-
-With treatment- please specify level of treatment	-	-
Total water discharged (In kiloliters)	-	-

Note:

Indicate if any independent assessment / evaluation / assurance has been carried out by an external agency? (Yes / No).

If "Yes", name the external agency.: NO

3. Water withdrawal, consumption and discharge in areas of 'Water Stress' (in kilo litres):

None of the Company's sites are under water stress zone, as per CGWB report. Therefore, this question is 'Not Applicable'.

For each facility / plant located in areas of water stress, provide the following information:

i. Name of area

ii. Nature of operations

iii. Water withdrawal, consumption, and discharge in the following format:

Parameter	Current Financial Year 2022-23	Previous Financial Year 2021-22
Water withdrawal by source (in kilo litres)		
(i). Surface Water	Not Applicable	
(ii). Ground Water		
(iii). Third Party Water		
(iv). Seawater/ Desalinated Water		
(v). Others		
Total volume of water withdrawal (in KL)		
Total volume of water consumption (in KL)		
Water intensity per rupee of turnover (Water consumed/ turnover)		
Water intensity (optional)- the relevant metric may be selected by the entity		
Water discharge by destination and level of treatment (in Kilo litres)		
(i). To Surface Water	Not Applicable	
-No treatment		
-With treatment- please specify level of treatment		



(ii). To Ground Water	Not Applicable
-No treatment	
-With treatment- please specify level of treatment	
(iii). Sent to Third Party Water	
-No treatment	
-With treatment- please specify level of treatment	
(iv). Into Seawater	
-No treatment	
-With treatment- please specify level of treatment	
(v). Others	
-No treatment	
-With treatment- please specify level of treatment	

4. With respect to the ecologically sensitive areas reported in Qs. 10 of Essential Indicators above, provide details of significant direct & indirect impact of the entity on biodiversity in such areas along with prevention and remediation activities:

Not Applicable.

5. If the entity has undertaken any specific initiatives or used innovative technology or solutions to improve resource efficiency, or reduce impact due to emissions / effluent discharge / waste generated, please provide details of the same as well as outcome of such initiatives, as per the following format:

S. No.	Initiative undertaken	Details of the initiative (<i>Web-link, if any, may be provided along with summary</i>)	Outcome of the Initiative
1.	New Boiler of Higher efficiency installed	Old boiler had efficiency of 80%, as compared to new boiler which has efficiency of 88%	8% of Fuel reduction done.
2.	30 % Open Access wind Power Utilization	Wind power used to replace grid-based electricity which is predominant thermal-power supplied by MSEDCL.	Switch to green energy from grid energy resulting into reduced energy costs annually.
3.	Installing Harmonic Filters for Extruders	Improved Extruder energy efficiency and prevents energy loss	Prevention of energy loss.
4.	Old Air Conditioner replacement	Old Window AC with R-22 gas replaced with New Split AC with Green GAS R-32 (12 numbers)	10% power saving done as compared to Old AC. Approximate 0.25 Lacs savings per annum.
5.	Hazardous waste volume reduction	1) Installation of Sludge Drying bed for STP sludge 2) STP Sludge used as manure 3) Filter press operation for only ETP Sludge 4) ETP Sludge disposed to disposal facility	50% Sludge disposal quantity reduced to CHWTSDF disposal facility
6.	Water Consumption reduction	1. Water Audit 2. Upgradation of underground water piping and distribution system 3. Isolation valves, Pressure Gauges & Float Valves provided wherever required. 4. Waterless urinals installed 5. Rainwater harvesting for boiler feed water	2.6 Crore liters of fresh water saving per annum. The initiatives have helped in significantly reducing our freshwater consumption by 25% in FY 2021-22 and FY 2022-23 as compared to FY 2019-20.



STRONG, RESILIENT AND FUTURE-READY

7.	Steam & fuel consumption reduction	<ol style="list-style-type: none"> Improvement in boiler efficiency by replacement of boiler tube headers, improved quality of Boiler treatment chemicals used. Lesser steam consumption due to reduction in steam losses due to actions - periodic Steam Trap Survey, Replacement of malfunctioned steam traps, steam pipelines resizing to reduce steam cycle time, Pressure Reducing Stations (PRS) installed to avoid excess pressure in distribution lines. Steam Control valves installed at extrusion, net processing to reduce excessive steam consumption. 	The initiatives have helped in reducing our steam consumption by 5% in FY 2021-22 and FY 2022-23 as compared to FY 2019-20. This has led to coal consumption reduction and GHG emission reduction.
8.	GHG Emissions reduction	<ol style="list-style-type: none"> Actions taken on Major GHG emission contributors i.e., fossil fuels – Coal and Electricity. Steam saving - PRS installation, steam traps survey, steam line resizing etc. Fuel saving - (Coal) Electricity consumption reduction by Installation of cold well gravity tank, Installation of VFD's, Replacement of IE1 20 HP Pump Motors of 250TR Chiller pump by IE3 Energy efficient Pump Motors. Electrical Energy transition – 32% of Renewable energy (Wind power) utilized being green power there were no GHG emissions Providing bus facility for Pune and Satara employees to & fro. 	<ol style="list-style-type: none"> Productivity in comparison to Coal Consumption improved by 25% in FY 2021-22 as compared to previous year. Productivity in comparison to electricity consumption improved in FY 2022-23 and 2021-22 as compared to the base year. The actions have led to reduction in electricity consumption and GHG emissions by approximately 30% in FY 2021-22.
9.	Product waste recycling	The entire HDPE & PP product waste recycled at Reprocessing dept and authorized recyclers.	70% of product waste is recycled.

6. Does the entity have a business continuity and disaster management plan? Give details in 100 words / web-link:

The Emergency Control Plan implemented across all plants, outlining measures to manage emergency situations effectively. The plan includes:

- Emergency Control Centre (ECC): Equipped with communication facilities, PPE, breathing equipment, and contact information for key personnel, outside agencies, and government authorities. It also contains the Company's plant layout and nearby area maps.
- Assembly Points: In the event of an emergency siren, premises evacuation is mandatory. The layout indicates the exit paths and nearest assembly points.
- Contact Details: Contact information for members of the emergency evacuation team, firefighters, and first aiders prominently displayed at the main gate and various locations within the premises. Security at the main gate also has essential contact details for emergency services and local authorities.
- Controlling Team: A designated controlling team is responsible for managing emergency situations and coordinating necessary actions.
- Mock Drill: The Team Leader conducts half-yearly mock drills to assess employee awareness and implement corrective actions as and when needed.
- Firefighters and First Aid: Specific firefighting and first aid teams identified and trained to provide support in controlling fires and administering initial medical treatment.

The plan ensures preparedness and efficient response to emergencies in all plants, with clear guidelines and designated teams for various responsibilities.

7. Disclose any significant adverse impact to the environment, arising from the value chain of the entity. What mitigation or adaptation measures have been taken by the entity in this regard?

At GTFL, we plan our dispatches in such a way that bulk quantity of numbers of products transported in a single dispatch to reduce the carbon emissions during transportation. Moreover, we have also given awareness to our value chain partners to provide transportation vehicles running on green fuel to minimize air pollution.

8. Percentage of value chain partners (by value of business done with such partners) that were assessed for environmental impacts:

Nil.



Principle 7: Businesses, when engaging in influencing public and regulatory policy, should do so in a manner that is responsible and transparent

Essential Indicators

1. (a) Number of affiliations with trade and industry chambers / associations:

11

- (b) List the top 10 trade and industry chambers / associations (determined based on the total numbers of such body) the entity is member of / affiliated to:

S. No.	Name the trade and industry chambers / associations	Reach of trade and industry chambers / associations (State / National)
1.	India Technical Textiles Association (ITTA)	National
2.	Plastics Export Promotion Council (PLEXCOUNCIL)	National
3.	Confederation of Indian Industry (CII)	National
4.	Sports Good Export Promotion Council	National
5.	Indian Fishnet Manufacturers Association (IFMA)	National
6.	International Geosynthetics Society (IGS)	National
7.	The Coir Board	National
8.	Export Promotion Council for EOUs & SEZs Units	National
9.	Federation of Indian Export Organisation	National
10.	Mahratta Chamber of Commerce, Industries and Agriculture (MCCIA)	State
11.	International Erosion Control Association (IECA)	International

2. Provide details of corrective action taken or underway on any issues related to anti-competitive conduct by the entity, based on adverse orders from regulatory:

Name of authority	Brief of the Case	Corrective action taken
	Nil	

Leadership Indicators

1. Details of public policy positions advocated by the entity:

Public policy advocated	Method resorted for such advocacy	Whether information available in public domain (Yes / No)	Frequency of Review by Board	Web Link, if available
<p>The Company actively engages in discussions and dialogues at various state level, national and international associations, and forums, focusing on the industry's growth and sustainable development agenda. However, the company does not have a standalone Public Advocacy Policy nor a commitment around it. The Company has a long-standing partnership with National Committee on Precision Agriculture and Horticulture (NCPAH) to enhance farmers' income by developing innovative crop protection products, with aim to support livelihood opportunities for vulnerable and marginalized communities. Through initiative-taking collaboration with multiple industry associations, the Company addresses concerns related to taxation, foreign and domestic trade policies, presenting them to the relevant authorities in the State and Central Government for their consideration. Further, the Company actively supports government agencies in driving policy decision by providing essential data, inputs, and information through engaging with associations / forums and advocating laws and regulations of relevance and interest to sectoral and industry players.</p>				

Principle 8: Businesses should promote inclusive growth and equitable development

Essential Indicators

1. Details of Social Impact Assessments (SIA) projects undertaken by the entity based on applicable laws, in the current financial year 2022-23:

Name and brief detail of project	SIA Notification No.	Date of notification	Whether conducted by independent external agency (Yes / No)	Results communicated in public domain (Yes / No)	Relevant web-link
<p>The Company was not required to undertake any Social Impact Assessments (SIA) projects during FY 2022- 23 as per applicable laws.</p>					



STRONG, RESILIENT AND FUTURE-READY

2. Provide information on project(s) for which ongoing Rehabilitation and Resettlement (R&R) is being undertaken by your entity, in the following format:

Name of the project for which R&R is ongoing	State	District	No. of project affected families (PAFs)	%Of PAFs covered by R&R	Amounts paid to PAFs in the FY (in INR.)
No projects for Rehabilitation and Resettlement (R&R) has been undertaken by the Company in FY 2022-23.					

3. Describe the mechanisms to receive and redress grievances of the community:

The Company has a CSR Team to develop, implement, evaluate, and monitor its social development programs / projects on a regular basis by continuously engaging and interacting with the identified communities and local stakeholders in the areas of operation. The grievances, if any, are resolved effectively in a timely manner, as and when they arise by the CSR Team along with our implementing Partner / NGO.

4. Percentage of input material (input to total inputs by value) sourced from suppliers:

Parameter	Current Financial Year 2022-23	Previous Financial Year 2021-22
Directly sourced from MSMEs / Small producers	6.00%	10.10%
Sourced directly from within the district and neighboring districts	4.80%	8.80%

Note:

MSME / Small Producers are mapped as per yearly declaration submitted by them.

Leadership Indicators

1. Provide details of actions taken to mitigate any negative social impacts identified in the Social Impact Assessments (Reference Qs. 1 of Essential Indicators, above):

Details of negative social impact identified	Corrective action taken
Not applicable for the FY 2022- 23, since GTFL was not required to undertake Social Impact Assessments as per applicable law.	

2. Provide the following information on CSR projects undertaken by your entity in designated aspirational districts as identified by government bodies:

State	Aspirational District	Amount Spent (in INR.)
The Company has not undertaken any CSR project targeting Aspirational District as identified by government bodies in the financial year 2022- 23.		

3. Details of the benefits derived and shared from the intellectual properties owned or acquired by your entity (in the current financial year 2022-23), based on traditional knowledge:

Intellectual Property based on traditional knowledge	Owned / Acquired (Yes / No)	Benefit Shared (Yes / No)	Basis of calculating benefit share
During the reporting period, no IPR were registered by the Company based on intellectual properties owned or acquired based on traditional knowledge.			

4. Details of corrective actions taken or underway, based on any adverse order in intellectual property related disputes wherein usage of traditional knowledge is involved:

Name of authority	Brief of Case	Corrective action taken
Not Applicable		


5. Details of beneficiaries of CSR Projects for FY 2022- 23:

S. No.	CSR Project	No. of persons benefited from CSR Projects	% Beneficiaries from vulnerable & marginalized groups
1.	Project Swasthya Seva - Health Care at Wai, Satara district of Maharashtra	Community at large	100%
2.	Project Sarva Shiksha - Promoting Education, Pan India project	Community at large	100%
3.	Project Vikas - Enhancing Livelihood / Rural Development across Wai, Satara district of Maharashtra and Chennai, Tamil Nadu	Community at large	100%
4.	Project Atmanirbhar Undertaking Livelihood enhancement and Skill development Projects at Wai, Satara district of Maharashtra	Community at large	100%

Principle 9: Business should engage with and provide value to their consumers in a responsible manner
Essential Indicators
1. Describe the mechanisms in place to receive and respond to consumer complaints and feedback:

The Company places a high level of importance on addressing customer concerns and believes in adopting an adaptable, transparent, and problem-solving approach to resolve these issues efficiently and satisfactorily. An online portal is available to lodge customer complaint, which is acknowledged by the company's sales / supply chain team representative for addressing and resolving the concern in line with the Company's laid down policy and within a time frame. Continuous communication with the customer is ensured to gauge the root cause of the problem, align the solution as per customer's expectations, and appropriately implement corrective action, for formal closure of the complaint. The Company adopts various channels of communications to update the customer on the status of the complaint and steps taken i.e., email, SMS, and WhatsApp.

2. Turnover of products and / services as a percentage of turnover from all products / services that carry information about:

	As percentage to total turnover
Environmental and social parameters relevant to the product	The Company responds to these parameters basis specific requests received from the customer. In case of few of our products we do have user manual.
Safe and responsible usage	
Recycling and/or safe disposal	

3. Number of consumer complaints in respect of the following:

	Current Financial Year 2022-23		Remarks	Previous Financial Year 2021-22		Remarks
	Received	Pending at end of year		Received	Pending at end of year	
Data Privacy	0	0	NA	0	0	NA
Advertising	0	0	NA	0	0	NA
Cyber-security	0	0	NA	0	0	NA
Delivery of essential services	0	0	NA	0	0	NA
Restrictive Trade Practices	0	0	NA	0	0	NA
Customer Complaints	105	38	<i>Pending complaints as on 31st March, 2023 will be closed in FY 23-24. The same are under investigation stage with the Company.</i>	98	6	<i>Pending complaints as on 31st March, 2022, were closed in FY 2022-23.</i>



4. Details of instances of product recalls on account of safety issues:

	Number	Reasons for recall
Voluntary Recalls	Nil	
Forced Recalls		

5. Does the entity have a framework / policy on cyber security and risks related to data privacy? (Yes/No). If available, provide a web-link of the policy:

The Company's Risk Assessment and Minimization Policy Statement identifies, analyses, and develops reduction cum avoidance systematic approach in an integrated manner across the entire company, including Information Security Management Framework Systems, Policies, and Procedures based on ISO 27001 Standard and frequently review the ISMS policies implemented through a third party. Regular capacity building and sensitization sessions are organized to upraise the users on policies, procedures, potential threats, and control mechanisms.

6. Provide details of any corrective actions taken or underway on issues relating to advertising, and delivery of essential services, cyber security, and data privacy of customers; re-occurrence of instances of product recalls, penalty/action taken by regulatory authorities on safety of products/services:

The Company has been compliant with all requirements; therefore, this question is not applicable.

Leadership Indicators

1. Channels / platforms where information on products and services of the entity can be accessed (provide web link, if possible):

1. Company website for products and services: <https://garwarefibres.com/>
2. For registering Customer complaints- <http://172.16.60.8/ComplaintRegister/Default.aspx?>
4. Customer Toll free number for queries: 1800 120 5165
5. Sales enquiries Email id: sales@garwarefibres.com (Email communication of Sales enquiries from customer which is redirected to respective Sales team for taking it forward, as deemed appropriate)

2. Steps taken to inform and educate consumers about safe and responsible usage of products and/or services:

The Company respond to product specific parameters basis requests received from the customers. In some of the products the company provides 'user manual' which comprises information about product's dos and dont's, responsible use, and safe disposal practices.

3. Mechanism in place to inform consumers of any risk of disruption/discontinuation of essential services:

The Company is not involved in directly providing essential services. However, the Company ensures that its customers face minimum disruption in their operations and service. The Company has appropriate mechanisms and regularly communicates with customers to ensure seamless functioning of their operations.

4. a. Does the entity display product information on the product over and above what is mandated as per the local laws? (Yes/No/Not Applicable).

If "Yes", provide details in brief:

The Company provides product information as mandated by the law.

b. Did your entity carry out any survey with regard to customer satisfaction relating to the major products / services of the entity, significant locations of operation of the entity or the entity as a whole? (Yes/No):

The Company conducts market size and market survey study which inter-alia, includes customer satisfaction questionnaire through reputed market research agencies for selected business segments depending upon the business need and strategy.

5. Provide the following information relating to data breaches:

a. Number of instances of data breaches along-with impact:

Nil.

b. Percentage of data breaches involving personally identifiable information of customers:

Nil.



Management Discussion and Analysis

Overview of Company

Your Company, Garware Technical Fibres Limited, an ISO 14001:2015 certified organization, was established in 1976, and is a leading manufacturer of technical textiles. A global player, your Company provides innovative solutions in the field of fisheries, aquaculture, shipping, sports, agriculture, coated fabrics, and geo-synthetics. Your Company's products are manufactured in state-of-art facilities at Wai and Pune (both in Maharashtra, India), and are marketed in more than 75 countries worldwide. Through its value-added propositions, your Company has established a dominant presence in domestic ocean fisheries, the international aquaculture business, and several other industry segments.

Business Environment in FY 2022-23

The business environment was moderate to upbeat in different application segments, geographies and markets across the globe. The aquaculture industry was very receptive to new, innovative products which enabled savings in operational costs and energy use, and facilitated ease of use. The markets in this sector became more receptive to differentiated, value-added solutions.

The market for geosynthetic products and solutions gained traction with infrastructure and environment protection projects gaining momentum both in the Indian and overseas markets. The market preferred topnotch suppliers of high-quality products with global certifications and the ability to cater to their specific requirements.

Logistical costs, which were a major factor in the previous financial years, attained moderate levels in the year under review, and the smooth transportation of goods picked up momentum.

Opportunities and Threats

The WHO has declared formally the end of the COVID-19 pandemic. Though some variants of the virus continue to emerge, the deep disruptions caused by COVID-19 seem unlikely. Under the circumstances, your Company will be able to significantly increase its direct interactions with existing and potential customers. This would not only help in more effective promotion of our products and services but also strengthen our business relationships for mutual benefit.

Competition faced by your Company is here to stay, but with our quality of products and price points, we hope to excel in the market through a combination of application-oriented differentiated products addressing the critical needs of customers backed by a wide range of products of global standards and our supply capability.

Global oil prices may fluctuate periodically considering peak demand and curtailing of production and supply.

Company's Consolidated Financial Performance in FY 2022-23

Your Company registered total consolidated revenue of ₹ 1305.55 crores for the year ended 31st March 2023, an increase of 9.77% over the previous year's consolidated revenue of ₹ 1189.40 crores. Consolidated Operating EBITDA was ₹ 230 crores, increasing by 3% compared to the previous financial year. Consolidated profit before tax in the year under review was ₹ 223.21 crores, an increase of 3.13% over the previous year despite strong inflationary winds

Growth in value-added, differentiated products aided growth in margins.



STRONG, RESILIENT AND FUTURE-READY

Key Consolidated Financial Indicators

- Earning Before Interest, Taxes, Depreciations and Amortization (EBITDA) – 19.7%
- Net Profit Margin – 13.2%
- Earnings per share – ₹ 83.54
- Interest Coverage – 19.7
- Current ratio of the Company – 1.42
- *Debt-equity ratio – 0.13 (previous year 0.08)
- **Return on average net worth – 17.3% (previous year 18.5%)
- ***Return on Invested Capital – Pre-tax (RoIC) 47.2%

Risks and Concerns

The post-pandemic recovery in the global economy is expected to be slower due to the weight of inflation and tightening of monetary policies by central banks. Growth across sectors and regions is expected to be divergent. The Indian economy is likely to grow steadily, but weaker global demand, movements in oil prices and monetary policies to address inflationary pressure pose downside risks. As nearly 70% of your Company's business and products are ultimately related to food consumption, and are spread across sectors and geographies, we are poised to handle the challenges and mitigate the negative impact.

Internal Control Systems

Your Company follows well-established policies and procedures to ensure attainment of operational, compliance, and reporting objectives. The internal control system is designed to meet current as well as future needs according to the Company's strategic growth plan. Policies and procedures are regularly reviewed to ensure relevance and comprehensiveness.

The global-standard SAP enterprise resource planning (ERP) system is used to manage day-to-day transactions seamlessly with the underlying books of accounts. Through continual investment in IT enablement, automated controls within

processes have been ensured. The Company has also invested in an IT tool to track crucial compliances. Proactive steps are being taken to ensure compliance with changing policy regulations.

Human Resources Management

Your Company's people are its most valuable asset and the foundation for continued success. Your Company continues to ensure the health and well-being of employees and their families. With a strong belief that everyone has immense potential which can be unlocked through a variety of ways, your Company invests heavily on professional development programmes to enhance employees' capabilities for current and future roles, and to build a talent pipeline for the future. Open communication channels across all levels ensure that employees can share their concerns in real time and contribute to solutions. All the HR practices are geared towards driving a performance-oriented culture that fosters innovation.

Your Company's efforts to maintain an employee-centric and value-driven culture reflects in its high scores under the Great Place to Work Survey (GPTW) of 2023. Your Company was recognized as one of India's 'Top 25 Best Workplaces in Manufacturing 2023' and one of India's 'Top 50 Workplaces Building a Culture of Innovation for All 2023' by GPTW. These accolades are the result of the collective efforts done by all employees. Your Company was also recognized as one of 'India's Top 100 India's Best Companies to Work for' in 2022 and 2023.

Cautionary Statement:

Statements in this Management Discussion and Analysis describing your Company's objectives, projections, estimates, and expectations may constitute 'forward-looking statements' within the meaning of applicable laws and regulations. Actual results may differ materially from those expressed or implied.

* Due to increase of borrowing, your Company's debt-equity ratio has increased as compared to the previous year.

** Mainly due to reduction in current investment and short term borrowing.

*** $RoIC = \frac{PBIT \text{ Less Other Income}}{\text{Average Capital Employed less Average Treasury Surplus Investment}}$



INDEPENDENT AUDITORS' REPORT

To,
 The Members,
 GARWARE TECHNICAL FIBRES LIMITED

1. Opinion

We have audited the accompanying Standalone Financial Statements of **GARWARE TECHNICAL FIBRES LIMITED** (hereinafter referred to as "the Company"), which comprise the Standalone Balance Sheet as at 31st March, 2023, the Standalone Statement of Profit and Loss (including Other Comprehensive Income), Standalone Statement of Changes in Equity and Standalone Statement of Cash Flows for the year then ended, and notes to Standalone Financial Statements, including a summary of the significant accounting policies and other explanatory information (hereinafter referred to as "Standalone Financial Statements").

In our opinion and to the best of our information and according to the explanations given to us, the aforesaid Standalone Financial Statements give the information required by the Companies Act, 2013 ("the Act") in the manner so required and give a true and fair view in conformity with the accounting principles generally accepted in India, of the state of affairs of the Company as at 31st March 2023, and profit and other comprehensive income, its changes in equity and its cash flows for the year ended on that date.

2. Basis for Opinion

We conducted our audit in accordance with the Standards on Auditing (SAs) specified under section 143(10) of the Act. Our responsibilities under those SAs are further described in the Auditor's Responsibilities for the Audit of the Standalone Financial Statements section of our report. We are independent of the Company in accordance with the Code of Ethics issued by the Institute of Chartered Accountants of India together with the ethical requirements that are relevant to our audit of the Standalone Financial Statements under the provisions of the Act and the Rules thereunder, and we have fulfilled our other ethical responsibilities in accordance with these requirements and the Code of Ethics. We believe that the audit evidence we have obtained is sufficient and appropriate to provide a basis for our opinion.

3. Key Audit Matters

Key audit matters are those matters that, in our professional judgement, were of most significance in our audit of the Standalone Financial Statements of the current period. These matters were addressed in the context of our audit of the Standalone Financial Statements as a whole, and in forming our opinion thereon, and we do not provide a separate opinion on these matters. We have determined the matter described below to be the key audit matters to be communicated in our report.

Key Audit Matter	How our audit addressed the key audit matter
<p>Inventory Existence: The inventory's carrying value in the Balance Sheet as at 31st March, 2023 is ₹ 18,814.49 lakhs. The inventory of the Company is held across various locations including its Plants, Sales Depots, Warehouses and Contract Manufacturers' locations. We focussed on this matter because of the following:</p> <ul style="list-style-type: none"> • Significance of the inventory balance to the profit and statement of financial position. • Complexity involved in determining inventory quantities on hand due to the number and diversity of inventory storage locations. 	<p>Our procedures included, but were not limited to the following: We attended inventory counts at locations, selected based on financial significance and risk. Where locations were not attended we tested certain controls over inventory existence across the Company. For locations attended we performed the following procedures at each site:</p> <ul style="list-style-type: none"> • Selected a sample of inventory items and compared the quantities we counted to the quantities recorded • Observed a sample of management's inventory count procedures to assess compliance with the Company policy. • Made enquiries regarding obsolete inventory items and looked at the condition of items counted. <p>There were no significant exceptions noted from these procedures. We tested a sample of inventory items to assess whether they were recorded at a value higher than that for which they could be sold. We did not identify any exceptions.</p>
<p>Property, Plant & Equipment and Intangible Assets There are areas where management judgement impacts the carrying value of property, plant and equipment (PPE), intangible assets and their respective depreciation/amortisation rates. These include the decision to capitalise or expense costs; the annual asset life review; the timeliness of the capitalisation of assets and the use of management assumptions and estimates for the determination or the measurement and recognition criteria for assets retired from active use. Due to the materiality in the context of the Balance Sheet of the Company and the level of judgement and estimates required, we consider this to be an area of significance.</p>	<p>We assessed the controls in place over the PPE/ Intangible Assets cycle, evaluated the appropriateness of capitalisation process, performed tests of details on costs capitalised, the point of capitalisation of the assets and the de-recognition criteria for assets retired from active use. In performing these procedures, we reviewed the judgements made by management including the nature of underlying costs capitalised; determination of realizable value of the assets retired from active use. We also analysed the appropriateness of assets useful lives applied in the calculation of depreciation vis à vis the useful lives of assets prescribed in Schedule II to the Act. We observed that the management has regularly reviewed the aforesaid judgements and there are no material changes.</p>



STRONG, RESILIENT AND FUTURE-READY

4. Information other than the Financial Statements and Auditor's Report thereon

The Company's management and Board of Directors are responsible for the other information. The other information comprises the information included in the Company's annual report, but does not include the Financial Statements and our auditors' report thereon.

Our opinion on the Standalone Financial Statements does not cover the other information and we do not express any form of assurance conclusion thereon.

In connection with our audit of the Standalone Financial Statements, our responsibility is to read the other information and, in doing so, consider whether the other information is materially inconsistent with the Standalone Financial Statements or our knowledge obtained in the audit or otherwise appears to be materially misstated.

If, based on the work we have performed, we conclude that there is a material misstatement of this other information, we are required to report that fact. We have nothing to report in this regard.

5. Responsibilities of Management and Those Charged with Governance for the Standalone Financial Statements

The Company's Management and Board of Directors are responsible for the matters stated in Section 134(5) of the Act with respect to the preparation of these Standalone Financial Statements that give a true and fair view of the state of affairs, profit/loss and other comprehensive income, changes in equity and cash flows of the Company in accordance with the accounting principles generally accepted in India, including the Indian Accounting Standards (Ind AS) specified under Section 133 of the Act. This responsibility also includes maintenance of adequate accounting records in accordance with the provisions of the Act for safeguarding of the assets of the Company and for preventing and detecting frauds and other irregularities; selection and application of appropriate accounting policies; making judgments and estimates that are reasonable and prudent; and design, implementation and maintenance of adequate internal financial controls that were operating effectively for ensuring the accuracy and completeness of the accounting records, relevant to the preparation and presentation of the Standalone Financial Statements that give a true and fair view and are free from material misstatement, whether due to fraud or error.

In preparing the Standalone Financial Statements, management and Board of Directors are responsible for assessing the Company's ability to continue as a going concern, disclosing, as applicable, matters related to going concern and using the going concern basis of accounting unless management either intends to liquidate the Company or to cease operations, or has no realistic alternative but to do so.

The Board of Directors is also responsible for overseeing the Company's financial reporting process.

6. Auditor's Responsibilities for the Audit of the Standalone Financial Statements

Our objectives are to obtain reasonable assurance about whether the Standalone Financial Statements as a whole are free from material misstatement, whether due to fraud or error, and to issue an auditor's report that includes our opinion. Reasonable assurance is a high level of assurance, but is not a guarantee that an audit conducted in accordance with SAs will always detect a material misstatement when it exists. Misstatements can arise from fraud or error and are considered material if, individually or in the aggregate, they could reasonably be expected to influence the economic decisions of users taken on the basis of these Standalone Financial Statements.

As part of an audit in accordance with SAs, we exercise professional judgment and maintain professional skepticism throughout the audit. We also:

- Identify and assess the risks of material misstatement of the Standalone Financial Statements, whether due to fraud or error, design and perform audit procedures responsive to those risks, and obtain audit evidence that is sufficient and appropriate to provide a basis for our opinion. The risk of not detecting a material misstatement resulting from fraud is higher than for one resulting from error, as fraud may involve collusion, forgery, intentional omissions, misrepresentations, or the override of internal control
- Obtain an understanding of internal control relevant to the audit in order to design audit procedures that are appropriate in the circumstances. Under Section 143(3)(i) of the Act, we are also responsible for expressing our opinion on whether the Company has adequate internal financial controls with reference to Standalone Financial Statements in place and the operating effectiveness of such controls.
- Evaluate the appropriateness of accounting policies used and the reasonableness of accounting estimates and related disclosures in the Standalone Financial Statements made by the Management and Board of Directors.
- Conclude on the appropriateness of the Management's and Board of Directors use of the going concern basis of accounting and, based on the audit evidence obtained, whether a material uncertainty exists related to events or conditions that may cast significant doubt on the Company's ability to continue as a going concern. If we conclude that a material uncertainty exists, we are required to draw attention in our auditor's report to the related disclosures in the Standalone Financial Statements or, if such disclosures are inadequate, to modify our opinion. Our conclusions are based on the audit evidence obtained up to the date of our auditor's report. However, future events or conditions may cause the Company to cease to continue as a going concern.
- Evaluate the overall presentation, structure and content of the Standalone Financial Statements, including the disclosures, and whether the Standalone Financial Statements represent the underlying transactions and events in a manner that achieves fair presentation.

Materiality is the magnitude of misstatements in the standalone financial statements that, individually or in aggregate, makes it probable that the economic decisions of a reasonably knowledgeable user of the standalone financial statements



may be influenced. We consider quantitative materiality and qualitative factors in (i) planning the scope of our audit work and in evaluating the results of our work; and (ii) to evaluate the effect of any identified misstatements in the standalone financial statements.

We communicate with those charged with governance regarding, among other matters, the planned scope and timing of the audit and significant audit findings, including any significant deficiencies in internal control that we identify during our audit.

We also provide those charged with governance with a statement that we have complied with relevant ethical requirements regarding independence, and to communicate with them all relationships and other matters that may reasonably be thought to bear on our independence, and where applicable, related safeguards.

From the matters communicated with those charged with governance, we determine those matters that were of most significance in the audit of the Standalone Financial Statements of the current period and are therefore the key audit matters. We describe these matters in our auditors' report unless law or regulation precludes public disclosure about the matter or when, in extremely rare circumstances, we determine that a matter should not be communicated in our report because the adverse consequences of doing so would reasonably be expected to outweigh the public interest benefits of such communication.

7. Report on Other Legal and Regulatory Requirements

I. As required by Section 143(3) of the Act, we report that:

- a. We have sought and obtained all the information and explanations which to the best of our knowledge and belief were necessary for the purposes of our audit.
- b. In our opinion, proper books of account as required by law have been kept by the Company so far as it appears from our examination of those books;
- c. The Standalone Balance Sheet, the Standalone Statement of Profit and Loss (including other comprehensive income), the Standalone Statement of Changes in Equity and the Standalone Statement of Cash Flows dealt with by this Report are in agreement with the books of account.
- d. In our opinion, the aforesaid Standalone Financial Statements comply with the Accounting Standards (Ind AS) specified under Section 133 of the Act.
- e. On the basis of the written representations received from the directors as on March 31, 2023 taken on record by the Board of Directors, none of the directors is disqualified as on March 31, 2023 from being appointed as a director in terms of Section 164(2) of the Act.
- f. With respect to the adequacy of the internal financial controls with reference to Standalone Financial Statements of the Company and the operating effectiveness of such controls, refer to our separate Report in "Annexure A".
- g. With respect to other matters to be included in the Auditors' Report in accordance with Rule 11 of the Companies (Audit and Auditors) Rules, 2014, in our opinion and to the best of our information and according to the explanations given to us:
 - (i) The Company has disclosed the impact of pending litigations on its financial position- Refer Note No. 44 to the Standalone Financial Statement.
 - (ii) The Company did not have any long-term contracts including derivative contracts for which there were any material foreseeable losses.
 - (iii) There has been no delay in transferring amounts, required to be transferred, to the Investor Education and Protection Fund by the Company during the year ended 31st March, 2023.
 - (iv) (a) The Management has represented that, to the best of its knowledge and belief, no funds (which are material either individually or in the aggregate) have been advanced or loaned or invested (either from borrowed funds or share premium or any other sources or kind of funds) by the Company to or in any other person or entity, including foreign entity ("Intermediaries"), with the understanding, whether recorded in writing or otherwise, that the Intermediary shall, whether, directly or indirectly lend or invest in other persons or entities identified in any manner whatsoever by or on behalf of the Company ("Ultimate Beneficiaries") or provide any guarantee, security or the like on behalf of the Ultimate Beneficiaries;
 - (b) The Management has represented, that, to the best of its knowledge and belief, no funds (which are material either individually or in the aggregate) have been received by the Company from any person or entity, including foreign entity ("Funding Parties"), with the understanding, whether recorded in writing or otherwise, that the Company shall, whether, directly or indirectly, lend or invest in other persons or entities identified in any manner whatsoever by or on behalf of the Funding Party ("Ultimate Beneficiaries") or provide any guarantee, security or the like on behalf of the Ultimate Beneficiaries;
 - (c) Based on the audit procedures that have been considered reasonable and appropriate in the circumstances, nothing has come to our notice that has caused us to believe that the representations under sub-clause (i) and (ii) of Rule 11(e), as provided under (a) and (b) above, contain any material misstatement.
- (v) With respect to dividends
 - a. The final dividend proposed in the previous year, declared and paid by the Company during the year is in accordance with Section 123 of the Act, as applicable.



STRONG, RESILIENT AND FUTURE-READY

- b. There was no interim dividend declared by the Company.
- c. The Board of Directors of the Company have proposed final dividend for the year which is subject to the approval of the members at the ensuing Annual General Meeting. The amount of dividend proposed is in accordance with Section 123 of the Act, as applicable.
- (vi) As proviso to rule 3(1) of the Companies (Accounts) Rules, 2014 for maintaining books of accounts using accounting software which has a feature of recording audit trail (edit log) facility is applicable with effect from April 1, 2023 to the Company, reporting under Rule 11(g) of the Companies (Audit and Auditors) Rules, 2014 is not applicable for the financial year ended March 31, 2023.
- II. As required by the Companies (Auditor's Report) Order, 2020 (the "Order") issued by the Central Government in terms of Section 143(11) of the Act, we give in "Annexure B" a statement on the matters specified in paragraphs 3 and 4 of the Order.
- III. With respect to the other matters to be included in the Auditor's Report in accordance with the requirements of section 197(16) of the Act, as amended: In our opinion and to the best of our information and according to the explanations given to us, the remuneration paid by the Company to its directors during the year is in accordance with the provisions of Section 197 of the Act.

For **Mehta Chokshi & Shah LLP**
Chartered Accountants
(FRN: 106201W/W100598)

ABHAY R. MEHTA
Partner

M. No.: 046088

UDIN: 23046088BGQDTE7177

Place: Mumbai
Date: 22nd May, 2023

ANNEXURE "A" TO THE INDEPENDENT AUDITORS' REPORT ON THE STANDALONE FINANCIAL STATEMENTS OF GARWARE TECHNICAL FIBRES LIMITED FOR THE YEAR ENDED 31ST MARCH, 2023

Report on the internal financial controls with reference to the Aforesaid Standalone Financial Statements under Clause (i) of Sub-Section 3 of Section 143 of the Companies Act, 2013.

Opinion

We have audited the internal financial controls with reference to Standalone Financial Statements of Garware Technical Fibres Limited (hereinafter referred to as "the Company") as of 31st March, 2023 in conjunction with our audit of the Standalone Financial Statements of the Company for the year ended on that date.

In our opinion, the Company has, in all material respects, adequate internal financial controls with reference to Standalone Financial Statements and such internal financial controls were operating effectively as at 31st March, 2023, based on the internal financial controls with reference to Standalone Financial Statements criteria established by the Company considering the essential components of internal control stated in the Guidance Note on Audit of Internal Financial Controls Over Financial Reporting issued by the Institute of Chartered Accountants of India (the "Guidance Note").

Management's Responsibility for Internal Financial Controls

The Company's management and the Board of Directors are responsible for establishing and maintaining internal financial controls based on the internal financial controls with reference to Standalone Financial Statements criteria established by the Company considering the essential components of internal control stated in the Guidance Note. These responsibilities include the design, implementation and maintenance of adequate internal financial controls that were operating effectively for ensuring the orderly and efficient conduct of its business, including adherence to Company's policies, the safeguarding of its assets, the prevention and detection of frauds and errors, the accuracy and completeness of the accounting records, and the timely preparation of reliable financial information, as required under the Companies Act, 2013 (hereinafter referred to as "the Act").

Auditors' Responsibility

Our responsibility is to express an opinion on the Company's internal financial controls with reference to Standalone Financial Statements based on our audit. We conducted our audit in accordance with the Guidance Note and the Standards on Auditing, prescribed under Section 143(10) of the Act, to the extent applicable to an audit of internal financial controls with reference to Standalone Financial Statements. Those Standards and the Guidance Note require that we comply with ethical requirements and plan and perform the audit to obtain reasonable assurance about whether adequate internal financial controls with reference to Standalone Financial Statements were established and maintained and whether such controls operated effectively in all material respects.

Our audit involves performing procedures to obtain audit evidence about the adequacy of the internal financial controls with reference to Standalone Financial Statements and their operating effectiveness. Our audit of internal financial controls with reference to Standalone Financial Statements included obtaining an understanding of such internal financial controls, assessing the risk that a material weakness exists, and testing and evaluating the design and operating effectiveness



of internal control based on the assessed risk. The procedures selected depend on the auditor's judgment, including the assessment of the risks of material misstatement of the Standalone Financial Statements, whether due to fraud or error. We believe that the audit evidence we have obtained is sufficient and appropriate to provide a basis for our audit opinion on the Company's internal financial controls with reference to Standalone Financial Statements.

Meaning of Internal Financial Controls over Financial Reporting

A company's internal financial controls with reference to Standalone Financial Statements is a process designed to provide reasonable assurance regarding the reliability of financial reporting and the preparation of Standalone Financial Statements for external purposes in accordance with generally accepted accounting principles. A company's internal financial controls with reference to Standalone Financial Statements include those policies and procedures that (1) pertain to the maintenance of records that, in reasonable detail, accurately and fairly reflect the transactions and dispositions of the assets of the company; (2) provide reasonable assurance that transactions are recorded as necessary to permit preparation of Standalone Financial Statements in accordance with generally accepted accounting principles, and that receipts and expenditures of the company are being made only in accordance with authorizations of management and directors of the company; and (3) provide reasonable assurance regarding prevention or timely detection of unauthorized acquisition, use, or disposition of the company's assets that could have a material effect on the Standalone Financial Statements.

Inherent Limitations of Internal Financial Controls over Financial Reporting with Reference to Standalone Financial Statements

Because of the inherent limitations of internal financial controls with reference to Standalone Financial Statements, including the possibility of collusion or improper management override of controls, material misstatements due to error or fraud may occur and not be detected. Also, projections of any evaluation of the internal financial controls with reference to Standalone Financial Statements to future periods are subject to the risk that the internal financial controls with reference to Standalone Financial Statements may become inadequate because of changes in conditions, or that the degree of compliance with the policies or procedures may deteriorate.

For **Mehta Chokshi & Shah LLP**
 Chartered Accountants
 (FRN: 106201W/W100598)

ABHAY R. MEHTA
 Partner

M. No.: 046088

UDIN: 23046088BGQDTE7177

Place: Mumbai
 Date: 22nd May, 2023

ANNEXURE "B" TO THE INDEPENDENT AUDITORS' REPORT ON THE STANDALONE FINANCIAL STATEMENTS OF GARWARE TECHNICAL FIBRES LIMITED FOR THE YEAR ENDED 31ST MARCH, 2023

To the best of our information and according to the explanations provided to us by the Company and the books of account and records examined by us in the normal course of audit, we state that:

- (i) In respect of the Company's Property, Plant and Equipment and Intangible Assets:
 - (a) (A) The Company has maintained proper records showing full particulars, including quantitative details and situation of property, plant and equipment.
 - (B) The Company has maintained proper records showing full particulars of intangible assets.
 - (b) The Company has a regular programme of physical verification of its property plant and equipment by which all material items of property plant and equipment are periodically verified by the management according to phased programme. In our opinion, the periodicity of physical verification is reasonable having regard to the size of the Company and the nature of its assets. No material discrepancies were noticed on such verification.
 - (c) The title deeds of immovable properties are held in the name of the Company.
 - (d) During the year, the Company has not made any revaluation of its property plant and equipment or its intangible assets. Accordingly, paragraph 3(i)(d) of the Order is not applicable.
 - (e) No proceedings have been initiated during the year or are pending against the Company as at 31st March, 2023 for holding any benami property under the Benami Transactions (Prohibition) Act, 1988 (as amended in 2016) and rules made thereunder.
- (ii) (a) The management has conducted physical verification of inventory at reasonable intervals during the year. No material discrepancies were noticed on the aforesaid verification.
- (b) The Company has been sanctioned working capital limits in excess of ₹ 5 crore during the year, from banks on the basis of security of current assets. The quarterly statements filed by the company with the banks do not have material difference with the books of account of the Company.
- (iii) During the year, the Company has not granted any loan/guarantee/securities to any companies, firms or LLPs. The



STRONG, RESILIENT AND FUTURE-READY

Company has granted loan only to its employees during the year and hence in our opinion reporting under paragraph 3 (iii) of the Order is not applicable.

- (iv) During the year, the Company has not granted any loan/guarantee/securities to any companies, firms or LLPs. The Company has granted loan only to its employees during the year and hence in our opinion reporting under paragraph 3 (iv) of the Order regarding compliance with the provisions of Section 185 and Section 186 of the Act is not applicable.
- (v) The Company has not accepted deposits as per the directives issued by the Reserve Bank of India and the provisions of Sections 73 to 76 or any other relevant provisions of the Act and the rules framed thereunder. Accordingly, paragraph 3 (v) of the Order is not applicable to the Company.
- (vi) We have broadly reviewed the books of account maintained by the Company pursuant to the rules prescribed by the Central Government for the maintenance of cost records under Section 148(1) of the Act with respect to the Company's products, and are of the opinion that, prima facie, the prescribed accounts and records have been made and maintained. However, we have not made a detailed examination of the cost records with a view to determine whether they are accurate or complete.
- (vii) In respect of statutory dues:

- (a) The Company has been regular in depositing undisputed statutory dues, including Provident Fund (except for some employees' non submission of Aadhar Card on account of which UAN is not generated, due to which their contribution cannot be deposited), Employees' State Insurance, Income Tax, Goods and Service Tax, Customs Duty, Cess and other material statutory dues applicable to it with the appropriate authorities. Except for the dues stated in table below, there were no undisputed amounts payable in respect of Provident Fund, Employees' State Insurance, Income Tax, Goods and Service Tax, Customs Duty, Cess and other material statutory dues in arrears as at 31st March, 2023 for a period of more than six months from the date they became payable.

Name of the Statute	Nature of Dues	Period to which the Amount relates	Amount (₹ in lakhs)
The Provident Funds Act	Provident Fund	April 22 to Sept. 22	7.48

- (b) Details of dues of Income Tax, Sales Tax, Service Tax, Value Added Tax and Goods and Service Tax which have not been deposited as at 31st March, 2023 on account of dispute are given below:

Name of the Statute	Nature of Dues	Forum where Dispute is Pending	Period to which the Amounts relates	Amount (₹ in lakhs) not deposited
Sales Tax Laws	State and Central Sales Tax	Deputy Commissioner of Sales Tax (Appeals) - Delhi	1999-2000	0.78
			2000-01	3.43
			2001-02	1.65
			2002-03	1.29
		Deputy Commissioner of Commercial Tax (Appeals) - Chennai	2006-07	2.00
Income Tax Act	Income Tax	Income Tax Department	2013-14	541.51
			2014-15	401.97
			2015-16	280.72
			2016-17	126.17
			2017-18	205.44
			2018-19	884.40
			2019-20	723.64
Total				3,173.00

- (viii) There were no transactions relating to previously unrecorded income that have been surrendered or disclosed as income during the year in the tax assessments under the Income Tax Act, 1961 (43 of 1961).
- (ix) (a) The Company has not defaulted in the repayment of dues to banks. The Company does not have any outstanding dues to financial institutions, debenture holders and Government.
- (b) The Company has not been declared wilful defaulter by any bank or financial institution or government or any government authority.
- (c) The Company has not taken any term loan during the year and there are no outstanding term loans at the beginning of the year and hence, reporting under clause 3(ix)(c) of the Order is not applicable.
- (d) On an overall examination of the financial statements of the Company, funds raised on short term basis have, prima facie, not been used during the year for long-term purposes by the Company.
- (e) On an overall examination of the financial statements of the Company, the Company has not taken any funds from any entity or person on account of or to meet the obligations of its subsidiaries.
- (f) The Company has not raised any loans on security of assets of its subsidiaries/associates/joint ventures.



- (x) (a) The Company has not raised any moneys by way of initial public offer or further public offer (including debt instruments) and has not obtained any term loans during the year. Accordingly, paragraph 3 (x) (a) of the Order is not applicable.
- (b) During the year, the Company has not made any preferential allotment or private placement of shares or convertible debentures (fully or partly or optionally) and hence reporting under paragraph 3(x)(b) of the Order is not applicable.
- (xi) (a) No fraud by the Company and no material fraud on the Company has been noticed or reported during the year.
- (b) No report under sub-section (12) of section 143 of the Companies Act has been filed in Form ADT-4 as prescribed under rule 13 of Companies (Audit and Auditors) Rules, 2014 with the Central Government, during the year and upto the date of this report.
- (c) No whistle-blower complaints received during the year by the Company.
- (xii) The Company is not a Nidhi Company and hence reporting under paragraph 3(xii) of the Order is not applicable.
- (xiii) In our opinion, the Company is in compliance with Section 177 and 188 of the Companies Act, 2013 with respect to applicable transactions with the related parties and the details of related party transactions have been disclosed in the standalone financial statements as required by the applicable accounting standards.
- (xiv) (a) In our opinion the Company has an adequate internal audit system commensurate with the size and the nature of its business.
- (b) We have considered, the internal audit reports for the year under audit, issued to the Company during the year and till date, in determining the nature, timing and extent of our audit procedures.
- (xv) In our opinion, during the year the Company has not entered into non-cash transactions with Directors or persons connected with the Directors. Accordingly, paragraph 3(xv) of the Order is not applicable.
- (xvi) (a) In our opinion, the Company is not required to be registered under Section 45-IA of the Reserve Bank of India Act, 1934. Accordingly, paragraph 3 (xvi) (a) and (b) of the Order are not applicable.
- (b) In our opinion, the Company is not a Core Investment Company (CIC) (as defined in the Core Investment Companies (Reserve Bank) Directions, 2016) and the group does not have any CIC as part of the Group. Accordingly, reporting under paragraph 3(xvi)(c) and (d) of the Order are not applicable.
- (xvii) The Company has not incurred cash losses during the financial year covered by our audit and the immediately preceding financial year.
- (xviii) There has been no resignation of the statutory auditors of the Company during the year.
- (xix) On the basis of the financial ratios, ageing and expected dates of realisation of financial assets and payment of financial liabilities, other information accompanying the financial statements and our knowledge of the Board of Directors and Management plans and based on our examination of the evidence supporting the assumptions, nothing has come to our attention, which causes us to believe that any material uncertainty exists as on the date of the audit report indicating that Company is not capable of meeting its liabilities existing at the date of balance sheet as and when they fall due within a period of one year from the balance sheet date. We, however, state that this is not an assurance as to the future viability of the Company. We further state that our reporting is based on the facts up to the date of the audit report and we neither give any guarantee nor any assurance that all liabilities falling due within a period of one year from the balance sheet date, will get discharged by the Company as and when they fall due.
- (xx) (a) There are no unspent amounts towards Corporate Social Responsibility (CSR) on other than ongoing projects requiring a transfer to a Fund specified in Schedule VII to the Companies Act in compliance with second proviso to sub-section (5) of Section 135 of the said Act. Accordingly, reporting under paragraph 3(xx)(a) of the Order is not applicable for the year.
- (b) In respect of ongoing projects, the Company has transferred unspent Corporate Social Responsibility (CSR) amount as at the end of the previous financial year, to a Special account within a period of 30 days from the end of the said financial year in compliance with the provision of section 135(6) of the Act.

For **Mehta Chokshi & Shah LLP**
 Chartered Accountants
 (FRN: 106201W/W100598)

ABHAY R. MEHTA
 Partner

M. No.: 046088

UDIN: 23046088BGQDTE7177

Place: Mumbai
 Date: 22nd May, 2023



STRONG, RESILIENT AND FUTURE-READY

STANDALONE BALANCE SHEET AS AT 31st MARCH, 2023

		(₹ in lakhs)	
		As at 31st March, 2023	As at 31st March, 2022
A ASSETS	Note No.		
(1) Non-current assets			
(a) Property, Plant and Equipment	3	24,067.83	23,567.24
(b) Right of Use of Assets	3	67.73	-
(c) Intangible Assets	4	384.12	414.75
(d) Financial Assets			
(i) Investments in Subsidiary and Associate	5	4,830.61	4,830.61
(ii) Other Investments	6	60,737.62	34,100.24
(iii) Trade Receivables	7	453.02	163.09
(iv) Loans	8	390.05	331.66
(v) Other Financial Assets	9	661.09	631.40
(e) Other non-current Assets	10	1,542.19	739.62
Total Non-Current Assets		<u>93,134.26</u>	<u>64,778.61</u>
(2) Current Assets			
(a) Inventories	11	18,814.49	19,324.86
(b) Financial Assets			
(i) Investments	12	1,000.00	17,856.21
(ii) Trade Receivables	13	22,027.43	25,997.38
(iii) Cash and Cash Equivalents	14	3,495.10	3,730.69
(iv) Bank Balances other than (iii) above	14	381.001	141.56
(v) Loans	15	20.51	194.04
(vi) Other Financial Assets	16	690.59	408.27
(c) Current Tax Assets	17	319.83	10.76
(d) Other Current Assets	18	9,363.32	10,558.49
Total Current Assets		<u>56,112.27</u>	<u>78,222.26</u>
TOTAL - ASSETS		<u>149,246.53</u>	<u>143,000.87</u>
B EQUITY AND LIABILITIES			
(1) Equity			
(a) Equity Share Capital	19	2,037.82	2,061.82
(b) Other Equity	20	100,583.48	97,562.31
Total Equity		<u>102,621.30</u>	<u>99,624.13</u>
(2) LIABILITIES			
Non-Current Liabilities			
(a) Financial Liabilities			
(i) Trade Payables	21	271.13	333.31
(ii) Other Non-Current Financial Liabilities	22	406.83	301.26
(iii) Lease Liability	23	59.80	-
(b) Provisions	24	806.35	754.16
(c) Deferred Tax Liabilities (net)	25	3,046.66	3,349.71
Total Non-current liabilities		<u>4,590.77</u>	<u>4,738.44</u>
(3) Current Liabilities			
(a) Financial Liabilities			
(i) Borrowings	26	13,286.35	7,957.29
(ii) Lease Liabilities	27	9.18	-
(iii) Trade Payables	28		
Dues to Micro Enterprises and Small Enterprises		124.18	140.49
Dues to Other than Micro Enterprises and Small Enterprises		18,574.07	20,543.49
(iv) Other Current Financial Liabilities	29	2,097.73	1,985.56
(b) Other Current Liabilities	30	7,514.27	7,546.45
(c) Provisions	31	428.68	465.02
Total Current Liabilities		<u>42,034.46</u>	<u>38,638.30</u>
TOTAL - EQUITY AND LIABILITIES		<u>149,246.53</u>	<u>143,000.87</u>

C NOTES FORMING PART OF THE STANDALONE FINANCIAL STATEMENTS 1-60

As per our Report of even date

For MEHTA CHOKSHI & SHAH LLP
Chartered Accountants,
F.R.NO.: 106201W/W100598

DHWANEE BUCH
Chief Financial Officer

V. R. GARWARE
Chairman & Managing Director
DIN. 00092201

M. V. GARWARE
Director
DIN. 06948274

(ABHAY MEHTA)
Partner
M. No. 046088

SUNIL AGARWAL
Company Secretary
M. No. FCS 6407

R. M. TELANG
Director
DIN. 00092103

S. P. KULKARNI
Director
DIN. 00006914

Mumbai,
22nd May, 2023

Pune,
22nd May, 2023

S. S. RAJPATHAK
Director
DIN: 00040387

MALLIKA SAGAR
Director
DIN: 02228386


STANDALONE STATEMENT OF PROFIT AND LOSS FOR THE YEAR ENDED 31st MARCH, 2023

	Note No.	For the year ended 31st March, 2023	For the year ended 31st March, 2022
(₹ in lakhs)			
1 INCOME			
Revenue from Operations	32	125,361.68	117,605.46
Other Income	33	2785.22	2,547.03
Total Income		128,146.90	120,152.49
2 EXPENSES			
Cost of Materials Consumed	34	35,044.42	33,755.23
Purchases of stock-in-trade		4,065.10	3,066.47
Changes in inventories of finished goods, stock-in-trade and work-in-progress	35	994.39	(1,247.61)
Employee Benefits Expenses	36	16,460.49	14,765.15
Finance Cost	37	1,187.46	1,045.00
Depreciation and Amortisation Expenses	3,4	2,223.76	2,140.75
Other expenses	38		
i) Processing and Testing Charges		10,727.95	10,963.95
ii) Others		36,771.71	34,662.81
Total Expenses		107,475.28	99,151.75
Profit Before Tax		20,671.62	21,000.74
Tax Expenses	39		
1. Current Tax		5,062.80	5,156.41
2. Deferred Tax		(298.19)	(228.73)
TOTAL TAX EXPENSE		4,764.61	4,927.68
Profit for the year		15,907.01	16,073.06
Other Comprehensive Income			
(i) Items that will not be reclassified to profit or loss			
Remeasurement of Investment in Equity Instruments		(246.77)	0.87
Remeasurement of Defined Benefit Obligation		(26.43)	(82.18)
(ii) Income tax related to items that will not be reclassified to profit or loss		7.70	12.15
Total Other Comprehensive Income for the year		(265.51)	(69.16)
Total Comprehensive Income for the year		15,641.50	16,003.90
EARNINGS PER EQUITY SHARE (Nominal value per share ₹ 10 each)			
Basic (₹) and Diluted (₹)	43	77.17	77.96

3 NOTES FORMING PART OF THE STANDALONE FINANCIAL STATEMENTS 1-60

As per our Report of even date

For MEHTA CHOKSHI & SHAH LLP
 Chartered Accountants,
 F.R.NO.: 106201W/W100598

DHWANEE BUCH
 Chief Financial Officer

V. R. GARWARE
 Chairman & Managing Director
 DIN. 00092201

M. V. GARWARE
 Director
 DIN. 06948274

(ABHAY MEHTA)
 Partner
 M. No. 046088

SUNIL AGARWAL
 Company Secretary
 M. No. FCS 6407

R. M. TELANG
 Director
 DIN. 00092103

S. P. KULKARNI
 Director
 DIN. 00006914

 Mumbai,
 22nd May, 2023

 Pune,
 22nd May, 2023

S. S. RAJPATHAK
 Director
 DIN: 00040387

MALLIKA SAGAR
 Director
 DIN: 02228386



STRONG, RESILIENT AND FUTURE-READY

STANDALONE STATEMENT OF CHANGES IN EQUITY FOR THE YEAR ENDED 31st MARCH, 2023

Other Equity

For the year ended 31st March, 2023

(₹ in lakhs)

Particulars	Equity Share Capital	Reserves and Surplus					Other Comprehensive Income			Other Equity
		Capital Reserve	Capital Redemption Reserve	Share Premium	General Reserve	Retained earnings	Revaluation Reserve	Net gain / (loss) on fair value of defined benefit plans	Equity instruments through other comprehensive income	
Balance as at 1st April , 2021	2061.82	119.40	214.37	125.56	22,086.64	58,945.90	-	(402.37)	984.47	82,073.97
Profit for the year	-	-	-	-	-	16,073.06	-	-	-	16,073.06
Other comprehensive income	-	-	-	-	-	-	-	(82.18)	13.02	(69.16)
Total Comprehensive income for the year	-	-	-	-	-	16,073.06	-	(82.18)	13.02	16,003.89
Dividends paid	-	-	-	-	-	(515.55)	-	-	-	(515.55)
Balance as at 31st March, 2022	2,061.82	119.40	214.37	125.56	22,086.64	74,503.42	-	(484.55)	997.49	97,562.32
Balance as at 1st April, 2022	2061.82	119.40	214.37	125.56	22,086.64	74503.42	-	(484.55)	997.49	97,562.32
Profit for the year	-	-	-	-	-	15,907.01	-	-	-	15,907.01
Transfer to Capital Redemption Reserve	(24.00)	-	24.00	-	(24.00)	-	-	-	-	-
Buyback of Shares (including Transaction Charges) (Refer Note: 18)	-	-	-	(22.82)	(11,154.14)	-	-	-	-	(11,176.96)
Other comprehensive income	-	-	-	-	-	-	-	(26.43)	(239.08)	(265.51)
Total Comprehensive income for the year	(24.00)	-	24.00	(22.82)	(11,178.14)	15,907.01	-	(26.43)	(239.08)	4,464.54
Dividends paid	-	-	-	-	-	(1,443.38)	-	-	-	(1,443.38)
Balance as at 31st March, 2023	2037.82	119.40	238.37	102.74	10,908.50	88,967.05	-	(510.97)	758.42	100,583.48

As per our Report of even date

For MEHTA CHOKSHI & SHAH LLP
Chartered Accountants,
F.R.NO.: 106201W/W100598

(ABHAY MEHTA)
Partner
M. No. 046088

Mumbai,
22nd May, 2023

DHWANEE BUCH
Chief Financial Officer

SUNIL AGARWAL
Company Secretary
M. No. FCS 6407

Pune,
22nd May, 2023

V. R. GARWARE
Chairman & Managing Director
DIN. 00092201

R. M. TELANG
Director
DIN. 00092103

S. S. RAJPATHAK
Director
DIN: 00040387

M. V. GARWARE
Director
DIN. 06948274

S. P. KULKARNI
Director
DIN. 00006914

MALLIKA SAGAR
Director
DIN: 02228386


STANDALONE CASH FLOW STATEMENT FOR THE YEAR ENDED 31st MARCH, 2023

(₹ in lakhs)

I. CASH FLOW FROM OPERATING ACTIVITIES	For the year ended 31st March, 2023	For the year ended 31st March, 2022
Net Profit Before Tax	20,671.62	21,000.74
Adjustments for reconcile Profit Before Tax To Net Cash Flows:		
Depreciation and Amortisation Expenses	2,223.76	2,140.75
Unrealised Exchange Difference	285.99	36.82
Finance Cost	1,187.46	1,045.00
Interest and Dividend Income Received	(2,403.56)	(403.63)
Fair Value Gain at Financial Instruments at FVTPL	(184.12)	(1,935.19)
Gain on sale/redemption of Investments	(197.54)	(208.21)
(Profit) / Loss on sale of Fixed Assets	28.16	21.10
Bad Debts	104.90	47.75
Provision for Doubtful Debts	(21.49)	76.57
Operating Profit before Working Capital Changes	21,695.18	21,821.70
Working Capital Adjustments		
(Increase) / Decrease in Trade & Other Receivable and Other Assets	3,506.33	(6,460.74)
(Increase) / Decrease in Inventories	510.38	(1,616.76)
Increase / (Decrease) in Trade and Other Payables	(1,803.95)	(2,889.20)
Cash generated from Operations	23,907.94	10,855.00
Direct Taxes paid	(5,369.03)	(4,868.87)
Net cash provided by Operating Activities	18,538.91	5,986.13
II. CASH FLOW FROM INVESTING ACTIVITIES		
Purchase of Property, Plant & Equipment and Intangible Assets	(2,867.90)	(1,472.35)
Sale of Property, Plan & Equipment	78.29	17.73
(Increase) / Decrease of Investments	-	(1.00)
(Increase) / Decrease of Other Investments	(10,267.39)	(344.18)
Interest and Dividend Income Received	2,785.22	2,547.03
Net cash provided by / (used in) Investing Activities	(10,271.78)	747.23
III. CASH FLOW FROM FINANCING ACTIVITIES		
Repayments of Borrowings	-	-
Proceeds from / (Repayment of) Short-term / Long-term Borrowings	5,329.06	(1,734.33)
Buyback of Shares (incl. Buyback Tax)	(11,063.06)	-
Expenses for buyback of equity shares	(137.87)	-
Finance Cost	(1,187.46)	(1,045.00)
Dividend paid	(1,443.39)	(515.55)
Net cash from Financing Activities	(8,502.72)	(3,294.88)
Net Increase / (Decrease) in Cash & Cash Equivalents (I+II+III)	(235.59)	3,438.48
Cash & Cash Equivalents at the beginning of the year	3,730.69	292.21
Cash & Cash Equivalents at year end	3,495.10	3,730.69

Reconciliation of cash flow in liabilities arising from financing activities

(₹ in lakhs)

Particulars	Amount
As at 1st April, 2021	9,691.62
Cash movements	(1,734.33)
As at 31st March, 2022	7,957.29
Cash movements	5,329.06
As at 31st March, 2023	13,286.35

IV. NOTES FORMING PART OF THE STANDALONE FINANCIAL STATEMENTS 1-60

As per our Report of even date

For MEHTA CHOKSHI & SHAH LLP
 Chartered Accountants,
 F.R.NO.: 106201W/W100598

DHWANEE BUCH
 Chief Financial Officer

V. R. GARWARE
 Chairman & Managing Director
 DIN. 00092201

M. V. GARWARE
 Director
 DIN. 06948274

(ABHAY MEHTA)
 Partner
 M. No. 046088

SUNIL AGARWAL
 Company Secretary
 M. No. FCS 6407

R. M. TELANG
 Director
 DIN. 00092103

S. P. KULKARNI
 Director
 DIN. 00006914

 Mumbai,
 22nd May, 2023

 Pune,
 22nd May, 2023

S. S. RAJPATHAK
 Director
 DIN: 00040387

MALLIKA SAGAR
 Director
 DIN: 02228386



STRONG, RESILIENT AND FUTURE-READY

DEBT RECONCILIATION STATEMENT IN ACCORDANCE WITH IND AS-7

(₹ in lakhs)

Particulars	As at 31st March, 2023	As at 31st March, 2022
Opening balances		
Long-term borrowing (excluding Finance Lease obligation)	–	–
Short-term borrowing (excluding bank overdraft)	7957.29	9691.63
Lease liabilities	–	–
Cash flows		
Long-term borrowing (excluding Finance Lease obligation).	–	–
Short-term borrowing	5329.06	(1734.33)
Lease Liabilities	68.98	–
Pursuant to acquisition- Long term borrowing	–	–
Non-cash changes		
Foreign exchange movement	–	–
Net addition in lease liability	–	–
Reclassification in accordance with amendment to Schedule III		
Current maturities of Long turn borrowings reclassified to Other financial liabilities	–	–
Current maturities of Long term borrowings reclassified to short term borrowings	–	–
Closing balances		
Long-term borrowing (excluding Finance Lease obligation)	–	–
Short-term borrowing (excluding bank overdraft)	13286.35	7957.29
Lease Liabilities	68.98	–



NOTES TO THE STANDALONE FINANCIAL STATEMENTS FOR THE YEAR ENDED 31st MARCH, 2023

1 COMPANY INFORMATION

Garware Technical Fibres Limited (the "Company") is incorporated under the Provision of Companies Act, 1956 and domiciled in India. The Company is listed with BSE & NSE. The Company has its the Registered Office and principal place of business at Plot No.11, Block D-1, MIDC, Pune - 411019, Maharashtra. The Company is engaged in manufacturing and selling various products such as Ropes, Twine, Yarn, Fishnet, Other Nets and Technical Textiles. The Company is providing solution to the infrastructure industries which include coastal protection, land filling etc. The Company caters to both domestic and international markets.

The Company's financial statements were authorised for issue in accordance with a resolution of the Board of Directors on 22nd May, 2023 in accordance with the provisions of the Companies Act, 2013 and are subject to the approval of the shareholders at the Annual General Meeting.

The Company's financial statements are reported in Indian Rupees, which is also the Company's functional currency.

2 Significant Accounting Policies Accounting Judgements, Estimates and Assumptions and Recent accounting Pronouncements:

(A) Significant Accounting Policies:

2.1 Statement of compliance and basis of preparation of Financial Statements:

The Financial Statements of the company have been prepared in accordance with the relevant provisions of the Companies Act, 2013, the Indian Accounting Standards (Ind AS) notified under the Companies (Indian Accounting Standards) Rules, 2015 read with the Companies (Indian Accounting Standards) Amendment Rules, 2017 and the Guidance Notes and other authoritative pronouncements issued by the Institute of Chartered Accountants of India (ICAI).

The Financial Statements have been prepared on a historical cost basis, except for certain financial assets and financial liabilities and defined benefit plans measured at fair value (refer accounting policy no. 2.10 and 2.11 regarding financial instruments and employee benefits respectively). Historical cost is generally based on the fair value of the consideration given in exchange for goods and services.

Fair value is the price that would be received to sell an asset or paid to transfer a liability in an orderly transaction between market participants at the measurement date.

A fair value measurement of a non-financial asset takes into account a market participant's ability to generate economic benefits by using the asset in its highest and best use or by selling it to another market participant that would use the asset in its highest and best use.

The Company uses valuation techniques that are appropriate in the circumstances and for which sufficient data are available to measure fair value, maximising the use of relevant observable inputs and minimising the use of unobservable inputs.

All assets and liabilities for which fair value is measured or disclosed in the financial statements are categorised within the fair value hierarchy, described as follows, based on the lowest level input that is significant to the fair value measurement as a whole:

- Level 1 – Quoted (unadjusted) market prices in active markets for identical assets or liabilities.
- Level 2 – Valuation techniques for which the lowest level input that is significant to the fair value measurement is directly or indirectly observable.
- Level 3 – Valuation techniques for which the lowest level input that is significant to the fair value measurement is unobservable.

2.2 Current and Non-Current Classification of Assets and Liabilities and Operating Cycle:

An asset is considered as current when it is:

- Expected to be realised or intended to be sold or consumed in normal operating cycle,
- Held primarily for the purpose of trading,
- Expected to be realised within twelve months after the reporting period, or
- Cash or cash equivalent unless restricted from being exchanged or used to settle a liability for at least twelve months after the reporting period

All other assets are classified as non-current.

A liability is considered as current when:

- It is expected to be settled in normal operating cycle,
- It is held primarily for the purpose of trading,
- It is due to be settled within twelve months after the reporting period, or
- There is no unconditional right to defer the settlement of the liability for at least twelve months after the reporting period.



NOTES TO THE STANDALONE FINANCIAL STATEMENTS FOR THE YEAR ENDED 31st MARCH, 2023

All other liabilities are classified as non-current.

Deferred tax assets and liabilities are classified as non-current assets and liabilities.

The Operating Cycle is the time between the acquisition of assets for business purposes and their realisation into cash and cash equivalents. The Company has considered an operating cycle of 12 months.

2.3 Property, Plant and Equipment:

Property, Plant and Equipment are recorded at their cost of acquisition, net of refundable taxes or levies, less accumulated depreciation and impairment losses, if any. The cost thereof comprises of its purchase price, including import duties and other non-refundable taxes or levies and any directly attributable cost for bringing the asset to its working condition for its intended use.

Subsequent Expenditure

Subsequent costs are included in the asset's carrying amount, only when it is probable that future economic benefits associated with the cost incurred will flow to the Company and the cost of the item can be measured reliably. The carrying amount of any component accounted for as a separate asset is derecognised when replaced.

Major inspection/ repairs/ overhauling expenses are recognised in the carrying amount of the item of property, plant and equipment as a replacement if the recognition criteria are satisfied.

An item of Property, Plant and Equipment and any significant part initially recognised is derecognised upon disposal or when no future economic benefits are expected from its use or disposal. Any gain or loss arising on derecognition of the asset (calculated as the difference between the net disposal proceeds and the carrying amount of the asset) is included in the Statement of Profit or Loss when the asset is derecognised.

For transition to Ind AS, the Company has elected to continue with the carrying value of all its property, plant and equipment recognised as on 1st April, 2016 (date of transition) measured as per previous GAAP as its deemed cost on the date of transition.

2.4 Depreciation:

Depreciation on property, plant and equipment is provided on different class of assets on the following basis:

Type of Asset	Method	Useful Life
Freehold Buildings	Written down value	60 years
Factory Buildings	Written down value	30 years
Plant and Machinery	Straight-Line	25 years
Electrical Installations	Straight-Line	10 years
Furniture & Fixtures	Straight-Line	10 years
Office Equipments	Straight-Line	3 / 5 years
Vehicles	Straight-Line	8 years
Helicopter	Straight-Line	20 years

Depreciation on additions to Property, Plant and Equipment is provided on pro-rata basis from the date of acquisition or installation, and in case of new project from the date of commencement of commercial production.

Depreciation on Assets sold, discarded, demolished or scrapped, is provided upto the date on which the said Asset is sold, discarded, demolished or scrapped.

Cost of Leasehold Land and Improvement is written off over the period of Lease.

The residual values, useful lives and methods of depreciation of property, plant and equipment are reviewed at each financial year end and adjusted prospectively, if appropriate.

2.5 Capital Work in Progress and Capital Advances:

Expenses incurred for acquisition of capital assets outstanding at each balance sheet date are disclosed under capital work-in-progress. Advances given towards the acquisition of fixed assets are shown separately as capital advances under the head Other Non-Current Assets. Depreciation is not recorded on capital work-in-progress until construction and installation are complete and the asset is ready for its intended use.

2.6 Intangible Assets and Amortisation thereof:

2.6.1 Internally generated Intangible Assets (Research and Development):

- i) Research costs are expensed as incurred. Development expenditure incurred on an individual project is recognised as an intangible asset when the Company can demonstrate all the following:
 - a) The technical feasibility of completing the intangible asset so that it will be available for use or sale.



NOTES TO THE STANDALONE FINANCIAL STATEMENTS FOR THE YEAR ENDED 31st MARCH, 2023

- b) Its intention to complete the asset.
- c) Its ability to use or sell the asset.
- d) How the asset will generate future economic benefits.
- e) The availability of adequate resources to complete the development and to use or sell the asset.
- f) The ability to measure reliably the expenditure attributable to the intangible asset during development.

2.6.2 Other Intangible Assets:

An intangible asset is recognised if:

- a) it is probable that the expected future economic benefits that are attributable to the asset will flow to the entity; and
- b) the cost of the asset can be measured reliably.

An item of Intangible Asset is derecognised upon disposal or when no future economic benefits are expected from its use or disposal. Any gain or loss arising on derecognition of the asset (calculated as the difference between the net disposal proceeds and the carrying amount of the asset) is included in the Statement of Profit or Loss when the asset is derecognised.

The residual values, useful lives and methods of amortisation of Intangible Assets are reviewed at each financial year end and adjusted prospectively, if appropriate.

2.6.3 Amortisation of Intangible Assets:

Amortization of the asset begins on a straight line basis over the period of expected future benefit from the related project, i.e., the estimated useful life of ten years. Amortization is recognised in the Statement of Profit and Loss. During the period of development, the asset is tested for impairment annually.

The residual values, useful lives and methods of amortisation of Intangible Assets are reviewed at each financial year end and adjusted prospectively, if appropriate.

For transition to Ind AS, the Company has elected to continue with the carrying value of all its Intangible Assets recognised as on 1st April, 2016 (date of transition) measured as per previous GAAP as its deemed cost on the date of transition.

Intangible Assets with finite useful lives are amortised on a straight line basis over the following period:

Type of asset	Useful Life
Technical Know How	10 Years
Product Development	10 Years
Computer Software	10 Years
Patent	5 Years

2.7 Impairment of Property Plant & Equipment and Intangible Assets:

Carrying amount of tangible and intangible assets are reviewed at each Balance Sheet date. These are treated as impaired when the carrying cost thereof exceeds its recoverable value. Recoverable value is higher of the asset's net selling price or value in use. Value in use is the present value of estimated future cash flows expected to arise from the continuing use of an asset and from its disposal at the end of its useful life. Net selling price is the amount receivable from the sale of an asset in an arm's length transaction between knowledgeable, willing parties, less the cost of disposal. An impairment loss is charged for when an asset is identified as impaired. The impairment loss recognised in prior accounting period is reversed if there has been a change in the estimate of recoverable amount.

2.8 Inventories:

Inventories are stated at lower of cost or net realisable value. The costs of various categories of inventories are arrived at as follows:

- a) Stores, spares, fuel & packing materials and raw materials - at costs determined on moving weighted average method.
- b) Cost of finished goods and work-in-progress includes the cost of raw materials, packing materials, an appropriate share of fixed and variable production overheads, excise duty as applicable and other costs incurred in bringing the inventories to their present location and condition. Fixed production overheads are allocated on the basis of normal capacity of production facilities.

Net realisable value is the estimated selling price in the ordinary course of business.

2.9 Revenue Recognition:

The Company derives revenues primarily from sale of manufactured goods, traded goods and related services.

Revenue is recognised on satisfaction of performance obligation upon transfer of control of promised products or



STRONG, RESILIENT AND FUTURE-READY

NOTES TO THE STANDALONE FINANCIAL STATEMENTS FOR THE YEAR ENDED 31st MARCH, 2023

services to customers in an amount that reflects the consideration the Company expect to receive in exchange for those products or services.

The Company does not expect to have any contracts where the period between the transfer of the promised goods or services to the customer and payment by the customer exceeds one year. As a consequence, it does not adjust any of the transaction prices for the time value of money.

The Company satisfies a performance obligation and recognises revenue over time, if one of the following criteria is met:

1. The customer simultaneously receives and consumes the benefits provided by the Company's performance as the Company performs; or
2. The Company's performance creates or enhances an asset that the customer controls as the asset is created or enhanced; or
3. The Company's performance does not create an asset with an alternative use to the Company and an entity has an enforceable right to payment for performance completed to date.

For performance obligations where one of the above conditions are not met, revenue is recognised at the point in time at which the performance obligation is satisfied.

Revenue from sale of products and services are recognised at a time on which the performance obligation is satisfied except Revenue from Project Contracts where in revenue is recognised over the time from the financial year in which the Contract is commenced for execution. The period over which revenue is recognised is based on Company's right to payment for performance completed. In determining whether the Company has right to payment, the Company considers whether it would have an enforceable right to demand or retain payment for performance completed to date if the contract were to be terminated before completion for reasons other than Company's failure to perform as per the terms of the contract.

Revenue in excess of invoicing are classified as contract asset while invoicing in excess of revenues are classified as contract liabilities.

Interest Income:

For all financial instruments measured at amortised cost, interest income is measured using the Effective Interest Rate (EIR), which is the rate that exactly discounts the estimated future cash flows through the contracted or expected life of the financial instrument, as appropriate, to the net carrying amount of the financial asset.

Other Operating Revenue

Export incentives and subsidies are recognised when there is reasonable assurance that the Company will comply with the conditions attached to them and the incentive will be received. Insurance claims are accounted to the extent the Company is reasonably certain of their ultimate collection

Dividend Income:

Dividend income is recognised when the Company's right to receive the payment is established, which is generally when shareholders approve the dividend.

2.10 Financial Instruments:

A financial instrument is any contract that gives rise to a financial asset of one entity and a financial liability or equity instrument of another entity.

(i) Financial Assets:

Initial Recognition and Measurement:

All financial assets are recognised initially at fair value plus, in the case of financial assets not recorded at fair value through profit or loss, transaction costs that are attributable to the acquisition of the financial asset.

Subsequent Measurement:

For purposes of subsequent measurement, financial assets are classified in three categories:

- Financial assets at Amortised Cost
- Equity instruments measured at fair value through other comprehensive income (FVTOCI)
- Investments measured at fair value through Profit & Loss (FVTPL)

Financial Assets at Amortised Cost:

A financial asset is measured at the Amortised Cost if both the following conditions are met:

- a) The asset is held within a business model whose objective is to hold assets for collecting contractual cash flows, and
- b) Contractual terms of the asset give rise on specified dates to cash flows that are solely payments of principal and interest (SPPI) on the principal amount outstanding.



NOTES TO THE STANDALONE FINANCIAL STATEMENTS FOR THE YEAR ENDED 31st MARCH, 2023

After initial measurement, such financial assets are subsequently measured at amortised cost using the effective interest rate (EIR) method. Amortised Cost is calculated by taking into account any discount or premium on acquisition and any fees or costs that are an integral part of the EIR.

Equity Instruments at FVTOCI:

For equity instruments not held for trading, an irrevocable choice is made on initial recognition to measure it at FVTOCI. All fair value changes on such investments, excluding dividends, are recognized in the OCI. There is no recycling of the amounts from OCI to profit or loss, even on sale or disposal of the investment. However, on sale or disposal the company may transfer the cumulative gain or loss within equity.

Financial Assets at FVTPL:

Even if an instrument meets the two requirements to be measured at amortised cost or fair value through other comprehensive income, a financial asset is measured at fair value through profit or loss if doing so eliminates or significantly reduces a measurement or recognition inconsistency (sometimes referred to as "accounting mismatch") that would otherwise arise from measuring assets or liabilities or recognising the gains and losses on them on different bases. All other financial assets are measured at fair value through profit or loss.

Derecognition:

A financial asset (or, where applicable, a part of a financial asset or part of a group of similar financial assets) is primarily derecognised (i.e. removed from the Company's statement of financial position) when:

- i) The rights to receive cash flows from the asset have expired, or
- ii) The Company has transferred its rights to receive cash flows from the asset or has assumed an obligation to pay the received cash flows in full without material delay to a third party under a "pass-through" arrangement and either:
 - a. The Company has transferred substantially all the risks and rewards of the asset, or
 - b. The Company has neither transferred nor retained substantially all the risks and rewards of the asset, but has transferred control of the asset.

Impairment of Financial Assets:

The Company applies the expected credit loss (ECL) model for measurement and recognition of impairment loss on the following financial assets and credit risk exposures:

- Financial assets at amortised cost.
- Trade Receivables

The company follows 'simplified approach' for recognition of impairment loss allowance on trade receivables. Under this approach the company does not track changes in credit risk but recognises impairment loss allowance based on lifetime ECLs at each reporting date. For this purpose the Company uses a provision matrix to determine the impairment loss allowance on the portfolio of trade receivables. The said matrix is based on historically observed default rates over the expected life of the trade receivables duly adjusted for forward looking estimates.

For recognition of impairment loss on other financial assets and risk exposures, the Company determines whether there has been a significant increase in the credit risk since initial recognition. If credit risk has not increased significantly, 12-month ECL is used to provide for impairment loss. However, if credit risk has increased significantly, lifetime ECL is used. If, in a subsequent period, credit quality of the instrument improves such that there is no longer a significant increase in credit risk since initial recognition, then the company reverts to recognising impairment loss allowance based on 12-month ECL.

For assessing increase in credit risk and impairment loss, the company combines financial instruments on the basis of shared credit risk characteristics with the objective of facilitating an analysis that is designed to enable significant increases in credit risk to be identified on a timely basis.

Lifetime ECL are the expected credit losses resulting from all possible default events over the expected life of a financial instrument. The 12-month ECL is a portion of the lifetime ECL which results from default events on a financial instrument that are possible within 12 months after the reporting date.

ECL is the difference between all contractual cash flows that are due to the company in accordance with the contract and all the cash flows that the entity expects to receive (i.e., all cash shortfalls), discounted at the original EIR. The ECL impairment loss allowance (or reversal) recognized during the period in the statement of profit and loss and the cumulative loss is reduced from the carrying amount of the asset until it meets the write off criteria, which is generally when no cash flows are expected to be realised from the asset.

ii) Financial Liabilities:

Initial Recognition and Measurement:

All financial liabilities are recognised initially at fair value and, in the case of loans and borrowings and payables, net of directly attributable transaction costs. The Company's financial liabilities include trade and other payables, loans and borrowings including bank overdrafts, financial guarantee contracts.



STRONG, RESILIENT AND FUTURE-READY

NOTES TO THE STANDALONE FINANCIAL STATEMENTS FOR THE YEAR ENDED 31st MARCH, 2023

Subsequent Measurement:

This is dependent upon the classification thereof as under:

Loans and Borrowings:

After initial recognition, interest-bearing loans and borrowings are subsequently measured at amortised cost using the EIR method. Gains and losses are recognised in profit or loss when the liabilities are derecognised as well as through the EIR amortisation process. Amortised cost is calculated by taking into account any discount or premium on acquisition and fees or costs that are an integral part of the EIR. The EIR amortisation is included as finance costs in the statement of profit and loss.

Derecognition:

A financial liability is derecognised when the obligation under the liability is discharged or cancelled or expires. When an existing financial liability is replaced by another from the same lender on substantially different terms, or the terms of an existing liability are substantially modified, such an exchange or modification is treated as the derecognition of the original liability and the recognition of a new liability. The difference in the respective carrying amounts is recognised in the statement of profit or loss.

(iii) Offsetting of Financial Instruments:

Financial assets and financial liabilities are offset and the net amount is reported in the Balance Sheet if there is a currently enforceable legal right to offset the recognised amounts and there is an intention to settle on a net basis, to realise an asset and settle the liabilities simultaneously.

(iv) Equity Instruments:

An equity instrument is any contract that evidences a residual interest in the assets of an entity in accordance with the substance of the contractual arrangements. These are recognised at the amount of the proceeds received, net of direct issue costs.

2.11 Employee Benefits:

i) Defined Contribution Plan:

The Company's contribution paid / payable during the year to Provident Fund, ESIC, Superannuation Fund etc., are recognised as expenses in the Statement of Profit and Loss. These are approved / recognised schemes of the Company.

ii) Defined Benefit Plan:

The Company's annual liability towards Gratuity is funded on the basis of actuarial valuation furnished by the Life Insurance Corporation of India under Group Gratuity Scheme.

iii) The undiscounted amount of short-term employee benefit expected to be paid in exchange for the service rendered by employees is recognised during the period when the employee renders the service. These benefits include compensated absences such as paid annual leave and performance incentives and are determined using the Projected Unit Credit Method. Compensated absences which are not expected to occur within twelve months after the end of the period in which the employee renders the related services are recognised as an actuarially determined liability at the present value of the defined benefit obligation at the Balance Sheet date. Actuarial gains and losses are recognised immediately in the Balance Sheet with a corresponding effect in the Statement of Other Comprehensive Income. Past service cost is recognised immediately in the Statement of Profit or Loss.

2.12 Borrowing Costs:

Borrowing costs comprising of interest and other costs that are incurred in connection with the borrowing of funds, that are attributable to the acquisition or construction of qualifying assets are considered as a part of cost of such assets less interest earned on the temporary investment. A qualifying asset is one that necessarily takes substantial period of time to get ready for the intended use. All other borrowing costs are charged to Statement of Profit & Loss in the year in which they are incurred.

2.13 Leases:

The Company assesses whether a contract contains a lease, at inception of a contract. A contract is, or contains, a lease if the contract conveys the right to control the use of an identified asset for a period of time in exchange for consideration. To assess whether a contract conveys the right to control the use of an identified assets, the Company assesses whether:

(i) the contract involves the use of an identified asset

(ii) the Company has substantially all of the economic benefits from use of the asset through the period of the lease and

(iii) the Company has the right to direct the use of the asset.

As a lessee, The Company recognises a right of use asset and a lease liability at the lease commencement date.



NOTES TO THE STANDALONE FINANCIAL STATEMENTS FOR THE YEAR ENDED 31st MARCH, 2023

The right of use asset is initially measured at cost, which comprises the initial amount of the lease liability adjusted for any lease payments made at or before the commencement date, plus any initial direct costs incurred and an estimate of costs to dismantle and remove the underlying asset or to restore the underlying asset or the site on which it is located, less any lease incentives received.

The right of use asset is subsequently depreciated using the straight-line method from the commencement date to the earlier of the end of the useful life of the right of use asset or the end of the lease term. The estimated useful lives of right of use assets are determined on the same basis as those of property and equipment. In addition, the right of use asset is periodically reduced by impairment losses, if any, and adjusted for certain remeasurements of the lease liability.

The lease liability is initially measured at the present value of the lease payments that are not paid at the commencement date, discounted using the interest rate implicit in the lease or, if that rate cannot be readily determined, the Company's incremental borrowing rate. For leases with reasonably similar characteristics, the Company, on a lease by lease basis, may adopt either the incremental borrowing rate specific to the lease or the incremental borrowing rate for the portfolio as a whole.

Lease payments included in the measurement of the lease liability comprise the fixed payments, including in-substance fixed payments and lease payments in an optional renewal period if the Company is reasonably certain to exercise an extension option;

The lease liability is measured at amortised cost using the effective interest method. The Company has elected not to recognise right of use assets and lease liabilities for short-term leases that have a lease term of 12 months or less and leases of low-value assets. The Company recognises the lease payments associated with these leases as an expense on a straight-line basis over the lease term. The Company applied a single discount rate to a portfolio of leases of similar assets in similar economic environment with a similar end date.

2.14 Foreign Currency Transactions:

Transactions in foreign currencies are initially recorded at their respective functional currency spot rates at the date the transaction first qualifies for recognition.

Monetary assets and liabilities denominated in foreign currencies are translated at the functional currency spot rates of exchange at the reporting date.

Differences arising on settlement or translation of monetary items are recognised as income or expenses in the period in which they arise.

Non-monetary items that are measured in terms of historical cost in a foreign currency are translated using the exchange rates at the dates of the initial transactions. Non-monetary items measured at fair value in a foreign currency are translated using the exchange rates at the date when the fair value is determined. The gain or loss arising on translation of non-monetary items measured at fair value is treated in line with the recognition of the gain or loss on the change in fair value of the item (i.e., translation differences on items whose fair value gain or loss is recognised in OCI or profit or loss are also recognised in OCI or profit or loss, respectively).

2.15 Taxes on Income:

Current Income Taxes:

Current income tax assets and liabilities are measured at the amount expected to be recovered from or paid to the taxation authorities. The tax rates and tax laws used to compute the amount are those that are enacted or substantively enacted, at the reporting date.

Current income tax relating to items recognised directly in equity is recognised in other comprehensive income / equity and not in the Statement of Profit and Loss. Management periodically evaluates positions taken in the tax returns with respect to situations in which applicable tax regulations are subject to interpretation and establishes provisions where appropriate.

Deferred Taxes:

Deferred tax is provided using the liability method on temporary differences between the tax bases of assets and liabilities and their carrying amounts for financial reporting purposes at the reporting date.

Deferred tax liabilities are recognised for all taxable temporary differences, when the deferred tax liability arises from an asset or liability in a transaction that is not a business combination and, at the time of the transaction, affects neither the accounting profit nor taxable profit or loss

Deferred tax assets are recognised for all deductible temporary differences, the carry forward of unused tax credits and any unused tax losses. Deferred tax assets are recognised to the extent that it is probable that taxable profit will be available against which the deductible temporary differences, and the carry forward of unused tax credits and unused tax losses can be utilised, except, when the deferred tax asset relating to the deductible temporary difference arises from the initial recognition of an asset or liability in a transaction that is not a business combination and, at the time of the transaction, affects neither the accounting profit nor taxable profit or loss.



NOTES TO THE STANDALONE FINANCIAL STATEMENTS FOR THE YEAR ENDED 31st MARCH, 2023

The carrying amount of deferred tax assets is reviewed at each reporting date and reduced to the extent that it is no longer probable that sufficient taxable profit will be available to allow all or part of the deferred tax asset to be utilised. Unrecognised deferred tax assets are re-assessed at each reporting date and are recognised to the extent that it has become probable that future taxable profits will allow the deferred tax asset to be recovered.

Deferred tax assets and liabilities are measured at the tax rates that are expected to apply in the year when the asset is realised or the liability is settled, based on tax rates (and tax laws) that have been enacted or substantively enacted at the reporting date.

Deferred tax relating to items recognised outside profit or loss is recognised outside profit or loss. Deferred tax items are recognised in correlation to the underlying transaction either in OCI or directly in equity.

Deferred tax assets and deferred tax liabilities are offset if a legally enforceable right exists to set off current tax assets against current tax liabilities.

2.16 Provisions and Contingent Liabilities:

Provisions involving substantial degree of estimation in measurement are recognized when there is a present obligation as a result of past events and it is probable that there will be an outflow of resources.

When the Company expects some or all of a provision to be reimbursed, the same is recognised as a separate asset, but only when the reimbursement is virtually certain. The expense relating to a provision is presented in the statement of profit and loss net of any reimbursement. If the effect of the time value of money is material, provisions are discounted using a current pre-tax rate that reflects, when appropriate, the risks specific to the liability. When discounting is used, the increase in the provision due to the passage of time is recognised as a finance cost.

A Contingent Liability is a possible obligation that arises from past events and the existence of which will be confirmed only by the occurrence or non-occurrence of one or more uncertain future events not wholly within the control of enterprise or a present obligation that arises from past events that may, but probably will not, require an outflow of resources.

Both provisions and contingent liabilities are reviewed at each Balance Sheet date and adjusted to reflect the current best estimates. Contingent Liabilities are not recognised but are disclosed in the notes.

2.17 Government Grants and Subsidy:

Grants and Subsidies from the government are recognised when there is a reasonable assurance that

- (i) the Company will comply with the conditions attached to them, and
- (ii) the grant / subsidy will be received.

Government grants of the nature of promoters' contribution are credited to capital reserve and treated as a part of the shareholders' funds.

2.18 Earnings Per Share:

Basic earnings per share is calculated by dividing the net profit or loss for the year attributable to equity shareholders by the weighted average number of equity shares outstanding during the year. The weighted average number of equity shares outstanding during the year are adjusted for events including a bonus issue, bonus element in right issue to existing shareholders, share split, and reverse share split (consolidation of shares).

For the purpose of calculating diluted earnings per share, the net profit or loss for the year attributable to equity shareholders and the weighted average number of equity shares outstanding during the year are adjusted for the effects of all dilutive potential equity shares.

2.19 Cash and Cash Equivalent:

Cash and cash equivalent for the purpose of Cash Flow Statement comprise cash at bank and in hand and short term highly liquid investments which are subject to insignificant risk of changes in value.

2.20 Cash Flow Statement:

The statement of cash flows have been prepared under indirect method, whereby profit or loss is adjusted for the effects of transactions of a non-cash nature, any deferrals or accruals of past or future operating cash receipts or payments and items of income or expense associated with investing or financing cash flows. The cash flows from operating, investing and financing activities of the Company are segregated. The Company considers all highly liquid investments that are readily convertible to known amounts of cash and are subject to an insignificant risk of changes in value to be cash equivalents.

2.21 Commitments:

Commitments are future liabilities for contractual expenditure. The commitments are classified and disclosed as follows:

- (a) The estimated amount of contracts remaining to be executed on capital accounts and not provided for; and
- (b) Other non-cancellable commitments, if any, to the extent they are considered material and relevant in the opinion of the Management.



NOTES TO THE STANDALONE FINANCIAL STATEMENTS FOR THE YEAR ENDED 31st MARCH, 2023

2.22 Segment Reporting:

(A) Operating Segments:

- i) Synthetic Cordage
- ii) Fibre and Industrial Products and Projects

Identification of Segments:

Operating segments are reported in a manner consistent with the internal reporting provided to the Chief Operating decision maker.

The Management monitor the operating result of its business units separately for the purpose of making decision about resource allocation and performance assessment. For management purposes, operating segments have been identified on the basis of nature of products and other quantitative criteria specified in the Ind AS 108. The company's financing and Income Taxes are not allocated to operating segments.

The accounting policies adopted for segment reporting are in conformity with the accounting policies adopted for the company.

Segments Revenue and Results:

Revenue and expenses have been identified to segments on the basis of their relationship to the operating activities of the segment. Income / costs which relate to the Company as a whole and are not allocable to segments on a reasonable basis have been included under Unallocated income / costs. Interest income and expense are not allocated to respective segments.

Segments Assets and Liabilities:

Segment Assets / Liabilities include all operating assets / liabilities used by the operating segments. Common assets and liabilities which cannot be allocated to any of the business segment are shown as unallocable assets / liabilities.

Inter Segment Transfer:

Inter segment revenues are recognised at sale price. The same is based on market price and business risks. Profit or loss on Inter Segment transfer are eliminated at the Company level.

(B) Significant Accounting Judgements, Estimates and Assumptions:

The preparation of Financial Statements is in conformity with the recognition and measurement principles of Ind AS which requires the management to make judgements for estimates and assumptions that affect the amounts of assets, liabilities and the disclosure of contingent liabilities on the reporting date and the amounts of revenues and expenses during the reporting period and the disclosure of contingent liabilities. Differences between actual results and estimates are recognised in the period in which the results are known / materialize.

2.23 Estimates Assumptions and Judgements:

The key assumptions concerning the future and other key sources of estimation uncertainty at the reporting date, that have a significant risk of causing a material adjustment to the carrying amounts of assets and liabilities within the next financial year, are described below. The Company based its assumptions and estimates on parameters available when the financial statements were prepared. Existing circumstances and assumptions about future developments, however, may change due to market changes or circumstances arising that are beyond the control of the Company. Such changes are reflected in the assumptions when they occur.

In the process of applying the Company's accounting policies, management has made the following judgements, which have the most significant effect on the amounts recognised in the financial statements:

a) Estimation of current tax expense and deferred tax:

The calculation of the Company's tax charge necessarily involves a degree of estimation and judgement in respect of certain items whose tax treatment cannot be finally determined until resolution has been reached with the relevant tax authority or, as appropriate, through a formal legal process. The final resolution of some of these items may give rise to material profits/losses and/or cash flows. Significant judgments are involved in determining the provision for income taxes, including amount expected to be paid/recovered for uncertain tax positions.

b) Recognition of deferred tax assets / liabilities:

The recognition of deferred tax assets / liabilities is based upon whether it is more likely than not that sufficient and suitable taxable profits will be available in the future against which the reversal of temporary differences can be deducted. To determine the future taxable profits, reference is made to the latest available profit forecasts.

c) Estimation of Provisions & Contingent Liabilities:

The Company exercises judgement in measuring and recognising provisions and the exposures to contingent liabilities which is related to pending litigation or other outstanding claims. Judgement is necessary in assessing



STRONG, RESILIENT AND FUTURE-READY

NOTES TO THE STANDALONE FINANCIAL STATEMENTS FOR THE YEAR ENDED 31st MARCH, 2023

the likelihood that a pending claim will succeed, or a liability will arise, and to quantify the possible range of the financial settlement. Because of the inherent uncertainty in this evaluation process, actual liability may be different from the originally estimated as provision.

d) Estimated useful life of Property, Plant and Equipment:

Property, Plant and Equipment represent a significant proportion of the asset base of the Company. The charge in respect of periodic depreciation is derived after determining an estimate of an asset's expected useful life, its expected usage pattern and the expected residual value at the end of its life. The useful lives, usage pattern and residual values of Company's assets are determined by management at the time the asset is acquired and reviewed periodically, including at each financial year end. The lives are based on historical experience with similar assets as well as anticipation of future events, which may impact their life, such as changes in technology etc.

e) Estimation of Provision for Inventory:

The Company writes down inventories to net realisable value based on an estimate of the realisability of inventories. Write downs on inventories are recorded where events or changes in circumstances indicate that the balances may not be realised. The identification of write-downs requires the use of estimates of net selling prices of the down-graded inventories. Where the expectation is different from the original estimate, such difference will impact the carrying value of inventories and write-downs of inventories in the periods in which such estimate has been changed.

f) Estimation of Defined Benefit Obligation:

The present value of the defined benefit obligations depends on a number of factors that are determined on an actuarial basis using a number of assumptions. The assumptions used in determining the net cost (income) for post employment plans include the discount rate. Any changes in these assumptions will impact the carrying amount of such obligations.

g) The Company determines the appropriate discount rate at the end of each year. This is the interest rate that should be used to determine the present value of estimated future cash outflows expected to be required to settle the defined benefit obligations. In determining the appropriate discount rate, the Company considers the interest rates of government bonds of maturity approximating the terms of the related plan liability.

h) Estimated fair value of Financial Instruments:

The fair value of financial instruments that are not traded in an active market is determined using valuation techniques. The Management uses its judgement to select a variety of methods and make assumptions that are mainly based on market conditions existing at the end of each reporting period.

(C) Recent accounting pronouncements

2.24 Ministry of Corporate Affairs ("MCA") notifies new standard or amendments to the existing standards under Companies (Indian Accounting Standards) Rules as issued from time to time. On March 31, 2023, MCA amended the Companies (Indian Accounting Standards) Rules, 2015 by issuing the Companies (Indian Accounting Standards) Amendment Rules, 2023, applicable from April 1, 2023, as below:

Ind AS 1 - Presentation of Financial Statements The amendments require companies to disclose their material accounting policies rather than their significant accounting policies. Accounting policy information, together with other information, is material when it can reasonably be expected to influence decisions of primary users of general purpose financial statements. The Company does not expect this amendment to have any significant impact in its financial statements.

Ind AS 12 - Income Taxes The amendments clarify how companies account for deferred tax on transactions such as leases and decommissioning obligations. The amendments narrowed the scope of the recognition exemption in paragraphs 15 and 24 of Ind AS 12 (recognition exemption) so that it no longer applies to transactions that, on initial recognition, give rise to equal taxable and deductible temporary differences. The Company is evaluating the impact, if any, in its financial statements.

Ind AS 8 - Accounting Policies, Changes in Accounting Estimates and Errors The amendments will help entities to distinguish between accounting policies and accounting estimates. The definition of a change in accounting estimates has been replaced with a definition of accounting estimates. Under the new definition, accounting estimates are "monetary amounts in financial statements that are subject to measurement uncertainty". Entities develop accounting estimates if accounting policies require items in financial statements to be measured in a way that involves measurement uncertainty. The Company does not expect this amendment to have any significant impact in its financial statements.


NOTES TO THE STANDALONE FINANCIAL STATEMENTS FOR THE YEAR ENDED 31st MARCH, 2023
3 PROPERTY, PLANT & EQUIPMENT

(₹ in lakhs)

Particulars	Leasehold Land	Buildings	Plant and Machinery	R&D Equipments	Electrical Installations	Furniture and Fixtures	Office Equipments	Vehicles	Helicopter	Total
Gross Carrying Value (at cost or deemed cost)										
As at 1st April 2021	512.01	4,421.92	19,563.35	3,567.22	799.28	388.20	633.07	907.24	112.78	30,905.07
Additions	–	96.96	569.16	43.53	25.42	24.60	187.90	417.54	–	1,365.11
Disposals	–	(1.09)	(102.42)	–	–	(0.21)	(37.81)	(61.28)	–	(202.82)
As at 31st March 2022	512.01	4,517.79	20,030.10	3,610.74	824.70	412.59	783.15	1,263.50	112.78	32,067.36
Additions	–	157.98	1,841.57	72.36	78.94	95.44	118.89	394.97	–	2,760.15
Disposals	–	–	(164.13)	(16.18)	(5.90)	–	(4.22)	(187.06)	–	(377.49)
As at 31st March 2023	512.01	4,675.77	21,707.54	3,666.92	897.75	508.04	897.82	1,471.41	112.78	34,450.02
Accumulated Depreciation and Impairment										
At at 1st April 2021	25.86	1,287.36	3,359.97	748.78	278.27	167.01	353.57	450.95	13.82	6,685.59
Charge for the year	5.68	225.30	1,169.85	226.82	64.69	38.52	100.63	140.13	6.91	1,978.40
Disposals	–	(0.75)	(94.14)	–	–	(0.20)	(36.00)	(32.90)	–	(164.00)
As at 31st March 2022	31.54	1,511.90	4,435.69	975.60	342.97	205.33	418.19	558.17	20.74	8,500.12
Charge for the year	5.68	210.00	1,254.10	225.59	66.58	39.87	127.58	135.86	6.91	2,072.18
Disposals	–	–	(36.80)	(1.93)	(3.80)	(13.16)	(0.48)	(133.93)	–	(190.10)
As at 31st March 2023	37.22	1,721.91	5,652.99	1,199.26	405.74	232.04	545.30	560.09	27.65	10,382.19
Net Carrying Value										
As at 31st March 2023	474.80	2,953.86	16,054.55	2,467.67	492.00	276.00	352.52	911.32	85.14	24,067.83
As at 31st March 2022	480.47	3,005.89	15,594.41	2,635.15	481.74	207.27	364.96	705.33	92.05	23,567.24

Notes:

3.1 There were no immovable properties whose title deeds were not held in the name of the Company.

(₹ in lakhs)

As at	As at
31st March, 2023	31st March, 2022
Right Of Use Asset	–
Lease Right of use of Assets	71.53
Less Accumulated Depreciation ROU Assets	(3.8)
Right of use of Assets Net	<u>67.73</u>



STRONG, RESILIENT AND FUTURE-READY

NOTES TO THE STANDALONE FINANCIAL STATEMENTS FOR THE YEAR ENDED 31st MARCH, 2023

4 INTANGIBLE ASSETS

(₹ in lakhs)

Particulars	Technical Knowhow	Product Development	Computer Software	Patent	Trade Mark	Total
Gross Carrying Value (at cost or deemed cost)						
As at 1st April 2021	15.93	445.28	818.11	82.18	–	1,361.50
Additions	12.67	–	75.75	10.17	8.66	107.25
As at 31st March 2022	28.60	445.28	893.86	92.35	8.66	1,468.75
Additions	10.88	–	30.10	62.50	4.28	107.75
As at 31st March 2023	39.47	445.28	923.96	154.84	12.94	1,576.50
Accumulated Amortisation and Impairment						
At at 1st April 2021	2.07	361.26	506.12	22.31	–	891.76
Charge for the year	5.51	14.05	119.46	23.20	0.13	162.35
As at 31st March 2022	7.57	375.31	625.58	45.52	0.13	1,054.11
Charge for the year	6.16	0.64	91.51	37.82	2.14	138.27
As at 31st March 2023	13.73	375.95	717.09	83.33	2.27	1,192.38
Net Carrying Value						
As at 31st March 2023	25.74	69.34	206.87	71.51	10.66	384.12
As at 31st March 2022	21.03	69.97	268.28	46.83	8.53	414.75

5 INVESTMENTS IN SUBSIDIARY AND ASSOCIATE

(₹ in lakhs)

	As at 31st March, 2023		As at 31st March, 2022	
	No. of Shares/units	Amount	No. of Shares/units	Amount
a) In Subsidiary Company carried at cost:				
Shares in Garware Environmental Services Pvt. Limited of ₹ 10/- each	1,000,000	55.00	1,000,000	55.00
Shares in Garware Technical Fibres USA Inc	100	4,699.54	100	4,699.54
Shares in Garware Technical Fibres Chile SPA	5,000	73.57	5,000	73.57
Shares in Garware Technical Textile Pvt. Limited of ₹ 10/- each	10,000	1.00	10,000	1.00
Shares in Garware Technical Fibres Foundation of ₹ 10/- each	10,000	1.00	10,000	1.00
b) In Associate Company carried at cost :				
Shares in Garware Meditech Pvt. Limited of ₹ 10/- each	5,000	0.50	5,000	0.50
Total investment in Subsidiary & Associate		<u><u>4,830.61</u></u>		<u><u>4,830.61</u></u>


NOTES TO THE STANDALONE FINANCIAL STATEMENTS FOR THE YEAR ENDED 31st MARCH, 2023
6 OTHER INVESTMENTS
A. INVESTMENTS at FVTOCI
In Equity instruments:
Quoted

Shares in Garware Marine Industries Limited
of ₹ 10/- each

Shares in Garware Hi-Tech Films Limited
of ₹ 10/- each

Sub-total

Unquoted

Shares in Intermedia Interactive Solutions
Pvt. Limited of ₹ 10/- each

Shares of Gujarat Filament Corporation
Limited of ₹ 10/- each

Sub-total

Sub Total - (A)

B. INVESTMENTS at FVTPL
(i) Banking & PSU

Invesco India Banking & PSU Debt Fund - Direct Growth

Invesco India Banking & PSU Debt Fund - Regular Growth

(ii) Corporate bond

HSBC Corporate Bond Fund - L&T Triple Ace Bond Fund -
Regular Growth

HSBC Corporate Bond Fund - L&T Triple Ace Bond Fund -
Direct Growth

(iii) Other Debt Instruments

7 Year National Savings Certificates
(Deposited with Sales Tax Authorities)

Sardar Sarovar Narmada Nigam Limited FDR

Sub Total - (B)

C. INVESTMENTS AT AMORTISED COST
(i) INDEX FUND

Edelweiss NIFTY PSU Bond Plus SDL Index Fund - 2026
Direct

Edelweiss NIFTY PSU Bond Plus SDL Index Fund - 2026
Regular

Edelweiss Nifty PSU Bond Plus SDL Index Fund 2027
Direct

Edelweiss Nifty PSU Bond Plus SDL Index Fund 2027
Regular

Aditya Birla SL Nifty 100% SDL April 2027 Direct

Aditya Birla SL Nifty 100% SDL April 2027 Regular

SBI CPSE Bond Plus SDL September 2026 Direct

SBI CPSE Bond Plus SDL September 2026 Regular

Axis CRISIL SDL 2027 Debt Index Fund Direct

Axis CRISIL SDL 2027 Debt Index Fund Regular

DSP Nifty SDL Plus G-Sec Jun 2028 30:70 Index Fund
Direct

DSP Nifty SDL Plus G-Sec Jun 2028 30:70 Index Fund
Regular

ABSL NIFTY SDL PLUS PSU BOND SEP 2026 60:40 INDEX
FUND Direct

As at 31st March, 2023		As at 31st March, 2022	
No. of Shares/units	Amount	No. of Shares/units	Amount
50,000	3.00	50,000	5.83
146,350	765.63	146,350	1,020.35
	<u>768.63</u>		<u>1,026.18</u>
890,680	86.75	890,680	73.13
50	-	50	0.01
	<u>86.75</u>		<u>73.14</u>
	<u>855.38</u>		<u>1,099.32</u>
51,511	1,046.92	51,511	1,021.58
54,325	1,039.04	54,325	1,018.17
3,474,626	2138.39	3,474,626	2,073.18
3,306,946	2151.43	3,306,946	2,078.73
	0.16		0.16
	-		17.50
	<u>6,375.94</u>		<u>6,209.31</u>
14,505,721	1,648.56	14,505,721	1,557.99
14,522,111	1,645.27	14,522,111	1,557.28
3,484,910	371.10	-	-
3,484,910	370.62	-	-
2,509,537	265.60	-	-
2,509,537	265.32	-	-
5,008,089	530.15	-	-
5,008,089	529.18	-	-
5,074,600	530.76	-	-
5,075,888	530.08	-	-
7,334,850	765.19	-	-
7,334,850	764.69	-	-
2,430,085	254.98	-	-



STRONG, RESILIENT AND FUTURE-READY

NOTES TO THE STANDALONE FINANCIAL STATEMENTS FOR THE YEAR ENDED 31st MARCH, 2023

	(₹ in lakhs)			
	As at 31st March, 2023		As at 31st March, 2022	
	No. of Shares/units	Amount	No. of Shares/units	Amount
ABSL NIFTY SDL PLUS PSU BOND SEP 2026 60:40 INDEX FUND Regular	2,430,085	254.94	–	–
Mirae Asset Nifty SDL June 2027 Maturity Index Fund Direct	7,393,968	764.98	–	–
Mirae Asset Nifty SDL June 2027 Maturity Index Fund Regular	7,393,968	764.95	–	–
ICICI Prudential Nifty SDL Sep 2027 Index Fund Direct	7,282,852	755.06	–	–
ICICI Prudential Nifty SDL Sep 2027 Index Fund Regular	7,292,997	755.04	–	–
(ii) Fixed Maturity Plan (FMP)				
SBI Fixed Maturity Plan FMP - Series 41 1498 days Regular Growth	9,999,500	1,110.63	9,999,500	1,057.08
SBI Fixed Maturity Plan FMP - Series 41 1498 days Direct Growth	9,999,500	1,114.87	9,999,500	1,059.24
SBI Fixed Maturity Plan FMP - Series 43 1616 Days Regular Growth	4,999,750	555.37	4,999,750	527.23
SBI Fixed Maturity Plan FMP - Series 43 1616 Days Direct Growth	4,999,750	556.98	4,999,750	528.01
SBI Fixed Maturity Plan FMP - Series 44 1855 Days Regular Growth	7,499,625	825.74	7,499,625	783.52
SBI Fixed Maturity Plan FMP - Series 44 1855 Days Direct Growth	7,499,625	828.02	7,499,625	784.56
SBI Fixed Maturity Plan FMP - Series 45 1840 Days Regular Growth	12,499,375	1,374.28	12,499,375	1,303.20
SBI Fixed Maturity Plan FMP - Series 45 1840 Days Direct Growth	12,499,375	1,377.98	12,499,375	1,304.85
Aditya Birla Sun Life Fixed Term Plan - Series TI 1837 days Direct Growth	9,999,500	1,103.78	9,999,500	1,042.26
Aditya Birla Sun Life Fixed Term Plan - Series TI 1837 days Regular Growth	9,999,500	1,101.97	9,999,500	1,041.48
SBI Fixed Maturity Plan FMP - Series 46 1850 Days Regular Growth	4,999,750	550.34	4,999,750	521.86
SBI Fixed Maturity Plan FMP - Series 46 1850 Days Direct Growth	4,999,750	551.86	4,999,750	522.51
Kotak FMP Series 292 1735 days Regular Growth	9,999,500	1,087.03	9,999,500	1,030.27
Kotak FMP Series 292 1735 days Direct Growth	9,999,500	1,092.03	9,999,500	1,032.23
Nippon India Fixed Horizon Fund - XLIII - Series 1 - 1775 Days Direct Growth	4,999,750	545.65	4,999,750	514.63
Nippon India Fixed Horizon Fund - XLIII - Series 1 - 1775 Days Regular Growth	4,999,750	543.60	4,999,750	513.84
SBI FMP Series 78 - 1170 Days Direct Growth	7,499,625	755.74	–	–
SBI FMP Series 78 - 1170 Days Regular Growth	7,499,625	752.83	–	–
DSP FMP Series 270 - 1144 Days Direct Growth	7,499,625	755.26	–	–
DSP FMP Series 270 - 1144 Days Regular Growth	7,499,625	753.10	–	–
HDFC FMP 1269 Days March 2023 Direct Growth	4,999,750	501.06	–	–
HDFC FMP 1269 Days March 2023 Regular Growth	4,999,750	500.57	–	–
KOTAK FMP Series 310 - 1131 Days Direct Growth	7,499,625	751.23	–	–
KOTAK FMP Series 310 - 1131 Days Regular Growth	7,499,625	750.73	–	–
ABSL Fixed Term Plan - Series - UJ 1110 Days Direct Growth	7,499,625	750.72	–	–


NOTES TO THE STANDALONE FINANCIAL STATEMENTS FOR THE YEAR ENDED 31st MARCH, 2023

	As at 31st March, 2023		As at 31st March, 2022	
	No. of Shares/units	Amount	No. of Shares/units	Amount
ABSL Fixed Term Plan - Series - UJ 1110 Days Regular Growth	7,499,625	750.38	-	-
Nippon India Fixed Horizon Fund XLV - Series 4 Direct Growth	7,499,625	750.50	-	-
Nippon India Fixed Horizon Fund XLV - Series 4 Regular Growth	7,499,625	750.14	-	-
(iii) EXCHANGE TRADED FUND (ETF)				
Edelweiss Mutual Fund - Bharat Bond ETF - April 2025	246,508	2,815.41	246,508	2,672.54
Nippon India ETF Nifty SDL - 2026 Maturity	3,500,000	4,002.68	3,500,000	3,782.45
Axis AAA Bond PLUS SDL ETF - 2026	15,000,000	1,673.94	15,000,000	1,582.50
(iv) GILT FUND				
Bandhan CRISILIBX Gilt 2027 Index Fund Direct Growth	9,817,484	1,098.07	9,817,484	1,037.12
Bandhan CRISILIBX Gilt 2027 Index Fund Regular Growth	9,822,016	1,093.37	9,822,016	1,034.99
(v) MARKET LINK DEBENTURES				
Aditya Birla Finance Limited MLD	200	2,098.24	-	-
L&T FINANCE LIMITED MLD SR C FY 22 23 BR NCD 24AG24	200	2,097.84	-	-
L&T FINANCE LIMITED MLD SR M BR NCD 20JU25	95	971.51	-	-
MAHINDRA AND MAHINDRA FINANCIA	1500	1,523.26	-	-
KOTAK MAHINDRA INVESTMENTS LTD	1500	1,523.10	-	-
Sub Total - (C)		<u>53,506.30</u>		<u>26,791.61</u>
Total Investments measured at FVTPL (A+B+C)	3,484,910	<u>60,737.62</u>	-	<u>34,100.24</u>
Aggregate amount of quoted investments		768.63		1,026.18
Aggregate amount of unquoted investments		59,968.99		33,074.06
Total other Investments		<u>60,737.62</u>		<u>34,100.24</u>

	As at 31st March, 2023		As at 31st March, 2022	
	Non-Current (Unsecured, considered good measured at amortised cost)			
Trade Receivable (Includes retention money)		453.02		163.09
Total		<u>453.02</u>		<u>163.09</u>

Trade Receivable ageing Schedule for the year ended as at 31st March, 2023 and 31st March, 2022 :

Particulars	Outstanding for the following periods from due date of payment						Total
	Not Due	Less Than 6 months	6 months - 1 year	1-2 years	2-3 years	More than 3 years	
(I) Undisputed Trade receivables - considered good	191.13	-	0.17	0.30	152.17	-	343.77
	<i>7.78</i>	<i>75.61</i>	<i>48.48</i>	<i>31.23</i>	-	-	<i>163.09</i>
(ii) Disputed Trade receivables - Credit impaired	-	-	-	-	-	109.25	109.25
	-	-	-	-	-	-	-
Total	191.13	-	0.17	0.30	152.17	109.25	453.02
	<i>7.78</i>	<i>75.61</i>	<i>48.48</i>	<i>31.23</i>	-	-	<i>163.09</i>

(Amounts in Italics font pertains to previous year)

8 LOANS - NON CURRENT (Unsecured, considered good, measured at amortised cost)		
(i) Staff loans	368.53	229.55
(ii) Other Loans	21.52	102.11
Total	<u>390.05</u>	<u>331.66</u>



STRONG, RESILIENT AND FUTURE-READY

NOTES TO THE STANDALONE FINANCIAL STATEMENTS FOR THE YEAR ENDED 31st MARCH, 2023

	(₹ in lakhs)	
	As at 31st March, 2023	As at 31st March, 2022
9 OTHER NON-CURRENT FINANCIAL ASSETS (Unsecured, considered good, measured at amortised cost)		
Security Deposits	497.52	419.73
Other Deposit	163.57	211.67
	<u>661.09</u>	<u>631.40</u>
10 OTHER NON-CURRENT ASSETS		
Taxes Receivable (other than Income Tax)	619.74	619.74
Capital Advances	97.52	46.36
Other Non-Current Assets*	824.93	73.52
Total	<u>1,542.19</u>	<u>739.62</u>
Other Non-Current Assets includes; *Advance to a Partnership Firm i.e. Sopan D. Patil & GWRL	21.20	21.20
11 INVENTORIES - CURRENT ASSET		
Raw Materials	6,459.76	5,862.23
Work-in-Progress	3,610.43	3,833.53
Finished Goods (Including Goods-in-Transit)	5,189.30	5,941.64
Traded Goods	651.16	670.11
Stores, Spares, Fuel and Packing Materials	2,903.84	3,017.35
Total	<u>18,814.49</u>	<u>19,324.86</u>
Note:		
11.1 For details of inventories pledged refer Note 26 and refer Note 2.8 for basis of valuation.		
11.2 There was no material difference between books of accounts and the monthly returns or statements of current assets filed by the Company with banks.		

	(₹ in lakhs)			
	As at 31st March, 2023		As at 31st March, 2022	
	No. of Shares/units	Amount	No. of Shares/units	Amount
12 INVESTMENTS - CURRENT				
(a) INVESTMENTS IN MUTUAL FUNDS				
(i) DEBT MUTUAL FUND				
ICICI Prudential Saving Fund Growth	-	-	153,450	665.00
Sundaram Corporate Bond Fund CBDG Direct Growth	-	-	3,705,900	1240.36
IDFC Banking & PSU Debt Fund -Regular Plan Growth	-	-	3,051,236	610.75
IDFC Banking & PSU Debt Fund - Direct Plan Growth	-	-	3,021,641	616.39
(ii) DEBT MUTUAL FUND (FMP)				
HDFC Bank FMP 1100D	-	-	5,000,000	617.51
Aditya Birla Sun Life Fixed Term Plan Series RC (1295 days)	-	-	20,000,000	2589.48
L&T FMP Series XVIII - Direct plan 1155D Growth	-	-	5,000,000	633.68
L&T FMP Series XVIII - Regular plan Growth	-	-	5,000,000	630.70
SBI FMP Ser 9 R Plan 1178 DAYS Regular Growth	-	-	5,000,000	608.29
SBI FMP Ser 9 R Plan 1178 DAYS Direct Growth	-	-	5,000,000	612.54
SBI FMP Ser 11 Plan 1178 DAYS Regular Growth	-	-	5,000,000	607.00
SBI FMP Ser 11 Plan 1178 DAYS Direct Growth	-	-	5,000,000	611.15
ICICI FMP - Plan Series 85 - 1127 Days Q	-	-	15,000,000	1860.59
HDFC FMP 1381D Direct Plan Growth	-	-	20,000,000	2,681.06
Kotak FMP Series 261 Growth	-	-	10,000,000	1270.71
Sub-total (a)	-	-		<u>15,855.21</u>
(b) FIXED DEPOSITS WITH NBFCs				
Shriram Transport Finance Company Limited		1,000.00		2,001.00
Sub-total (b)		<u>1,000.00</u>		<u>2,001.00</u>
Total Current Investments (a+b)		<u>1,000.00</u>		<u>17,856.21</u>


NOTES TO THE STANDALONE FINANCIAL STATEMENTS FOR THE YEAR ENDED 31st MARCH, 2023

	As at 31st March, 2023	As at 31st March, 2022
(₹ in lakhs)		
13 TRADE RECEIVABLES		
(Unsecured, considered good, measured at amortised cost)		
(a) Receivable from parties other than related parties		
Unsecured, Considered Good	18,185.41	18,905.79
Less: Provision for expected credit loss	-	(25.27)
	<u>18,185.41</u>	<u>18,880.52</u>
Unsecured, Credit impaired	232.84	229.06
Less: Provision for credit impairment	(232.84)	(229.06)
	<u>-</u>	<u>-</u>
(b) Receivable from related parties		
Garware Technical Fibres US INC	431.92	3,594.65
Garware Technical Fibres Chile SPA	3,410.11	3,522.21
	<u>3,842.02</u>	<u>7,116.86</u>
Total	<u>22,027.43</u>	<u>25,997.38</u>

Before accepting any new customer, the company has appropriate levels of control procedures which ensures the potential customer's credit quality and the same are periodically reviewed by the management.

Movement in allowance for doubtful debts

Balance at the beginning of the year	254.33	177.76
Allowance for doubtful debts during the year	-	76.57
Reversal of allowance for doubtful debts during the year	(21.49)	-
Balance at the end of the year	<u>232.84</u>	<u>254.33</u>

Ageing Schedule of Trade Receivables for the year ended as at 31st March, 2023 and 31st March, 2022 :

Particulars	Outstanding for the following periods from due date of payment						
	Not Due	Less Than 6 months	6 months- 1 year	1-2 years	2-3 years	More than 3 years	Total
(i) Undisputed Trade receivables - considered good	14722.65	5489.94	779.72	380.56	62.27	41.16	21476.30
	<i>19505.54</i>	<i>5230.53</i>	<i>408.73</i>	<i>288.08</i>	<i>229.84</i>	<i>234.66</i>	<i>25897.38</i>
(ii) Undisputed Trade receivables- considered Credit Impaired	-	-	-	-	-	377.58	377.58
	-	-	-	-	-	353.32	353.32
(iii) Disputed Trade receivables - Credit impaired	-	-	-	-	-	406.39	406.39
	-	-	-	-	-	1.01	1.01
Total Trade Receivables (gross)	14722.65	5489.94	779.72	380.56	62.27	825.14	22260.27
	<i>19505.54</i>	<i>5230.53</i>	<i>408.73</i>	<i>288.08</i>	<i>229.84</i>	<i>588.99</i>	<i>26251.71</i>
Less: Provision for expected Credit Loss/Credit Impairment							(232.84)
							<i>(254.33)</i>
Total Trade Receivables (net)							<u>22027.43</u>
							<i>25997.38</i>

(Amounts in Italics font pertains to previous year)

14 CASH AND BANK BALANCES
(A) CASH AND CASH EQUIVALENTS

Cash on hand	15.11	20.58
Balances with banks in current accounts	1,414.99	3,710.11
In Deposit Accounts with maturity less than 3 months	2,065.00	-
Total Cash and Cash Equivalents (a)	<u>3,495.10</u>	<u>3,730.69</u>



STRONG, RESILIENT AND FUTURE-READY

NOTES TO THE STANDALONE FINANCIAL STATEMENTS FOR THE YEAR ENDED 31st MARCH, 2023

	(₹ in lakhs)			
	As at 31st March, 2023	As at 31st March, 2022		
(B) BANK BALANCES OTHER THAN CASH AND CASH EQUIVALENTS				
Unpaid dividend accounts	71.71	73.94		
Inaccessible balance in bank account	34.24	34.24		
Pledged Term Deposits with maturity less than three months	<u>275.05</u>	<u>33.38</u>		
Total Bank balances other than cash and cash equivalents (b)	<u>381.00</u>	<u>141.56</u>		
Total Cash and bank balances (a)+(b)	<u><u>3,876.10</u></u>	<u><u>3,872.25</u></u>		
15 LOANS (Unsecured, considered good, measured at amortised cost)				
Staff Loan	<u>20.51</u>	194.04		
Total	<u><u>20.51</u></u>	<u><u>194.04</u></u>		
16 OTHER FINANCIAL ASSET (Unsecured, considered good, measured at amortised cost)				
Security Deposit	314.91	259.63		
Other Financial Assets	311.03	51.57		
Interest Accrued on Other Deposits	64.65	97.07		
Total	<u><u>690.59</u></u>	<u><u>408.27</u></u>		
17 OTHER CURRENT TAX ASSET (NET)				
Advance Tax and Tax Deducted at Source (net of provision)	<u>319.83</u>	10.76		
Total	<u><u>319.83</u></u>	<u><u>10.76</u></u>		
18 OTHER CURRENT ASSET				
Balance with Government authorities	7,206.50	8,885.62		
Trade Advances	1,123.69	956.42		
Prepayments	200.47	183.16		
Advance to Employees	126.17	72.39		
Others	706.50	460.90		
Total	<u><u>9,363.32</u></u>	<u><u>10,558.49</u></u>		
19 EQUITY SHARE CAPITAL	As at 31st March, 2023	As at 31st March, 2022		
a) Authorised Share Capital	No. of Shares	Amount	No. of Shares	Amount
i) Equity Shares of ₹ 10/- each	50,000,000	5,000.00	50,000,000	5,000.00
ii) Unclassified Shares of ₹ 10/- each	<u>10,000,000</u>	<u>1,000.00</u>	<u>10,000,000</u>	<u>1,000.00</u>
	<u><u>60,000,000</u></u>	<u><u>6,000.00</u></u>	<u><u>60,000,000</u></u>	<u><u>6,000.00</u></u>
b) Issued, Subscribed and Fully Paid up				
Equity Shares of ₹ 10/- each	<u>20,378,169</u>	<u>2,037.82</u>	<u>20,618,169</u>	<u>2,061.82</u>
	<u><u>20,378,169</u></u>	<u><u>2,037.82</u></u>	<u><u>20,618,169</u></u>	<u><u>2,061.82</u></u>
i) Reconciliation of Number of Shares				
Opening Balance	20,618,169	2,061.82	20,618,169	2,061.82
Changes during the year*	<u>(240,000)</u>	<u>(24.00)</u>	-	-
Closing Balance	<u><u>20,378,169</u></u>	<u><u>2,037.82</u></u>	<u><u>20,618,169</u></u>	<u><u>2,061.82</u></u>
* During the year 2022-23, the Company has bought back 2,40,000 equity shares of ₹ 10/- each under the buyback offer (previous year Nil)				
ii) Rights, Preferences and restrictions attached to Equity Shares:				
The Company has only one class of equity shares having a par value of ₹ 10/- per Share. Each shareholder of equity shares is entitled for one vote per share. The Dividend proposed by the Board of Directors is subject to the approval of the shareholders in the Annual General Meeting. In the event of liquidation of the Company, the Shareholders of equity shares are eligible to receive remaining assets of the Company, in proportion of their shareholding, after distribution of all preferential amounts, if any.				


NOTES TO THE STANDALONE FINANCIAL STATEMENTS FOR THE YEAR ENDED 31st MARCH, 2023

(₹ in lakhs)

iii) Details of Shareholders holding more than 5% Shares in the Company Equity Shares

Mr. V. R. Garware*

Garware Capital Markets Limited

As at 31st March, 2023
1,317,347*
6.46%
3,568,170
17.51%
As at 31st March, 2022
3,355,739**
16.28%
3,568,170
17.31%

The above Shareholding represents the legal ownership of shares

* Out of 13,17,347 equity shares, 20 Equity Shares are held by Mr. V. R. Garware, on behalf of Trusts.

** Out of 33,55,739 equity shares, (1) 19,94,084 Equity Shares were registered in the name of Mr. V. R. Garware as Partner of Partnership Firms. Beneficial interest in the said shares was held by the Partnership firms. (2) 20 Equity Shares were held by Mr. V. R. Garware, on behalf of Trusts.

iv) In the period of five years immediately preceding 31st March, 2023:

During the year ended 31st March, 2023, the Company has bought back 2,40,000 equity shares of ₹ 10/- each under the buyback offer.

During the year ended 31st March, 2021, the Company has bought back 3,17,391 equity shares of ₹ 10/- each under the buyback offer.

During the year ended 31st March, 2021, the Company has made Reduction of capital of 9,46,500 equity shares of ₹ 10/- each, held by GWRL managerial staff welfare trust.

v) Share held by the promoters at end of the year

Sr. No	Name	No. of Shares		% of total Share		% change during the year 31.03.2023
		31.03.2023	31.3.2022	31.03.2023	31.3.2022	
Promoter						
1	Mr. V. R. Garware	1,317,327	1,361,635	6.46	6.60	(0.14)
Promoter group						
2	Mrs. M. V. Garware	10	10	0.00	0.00	0.00
3	Garware Capital Markets Limited	3,568,170	3,568,170	17.51	17.31	0.20
4	VMIR Investment Limited	922,211	922,211	4.53	4.47	0.05
5	VRG Investments Limited	881,400	881,400	4.33	4.27	0.05
6	Vimlabai Garware Research Institute Private Limited	554,339	554,339	2.72	2.69	0.03
7	Moonshine Investments and Trading Company Private Limited	457,945	457,945	2.25	2.22	0.03
8	Manmit Investments and Trading Company Private Limited	284,185	284,185	1.39	1.38	0.02
9	Sanand Investments and Trading Company Private Limited	275,032	275,032	1.35	1.33	0.02
10	Sukukar Holdings and Trading Company Private Limited	256,600	256,600	1.26	1.24	0.01
11	Starshine Comtrade Private Limited	201,720	201,720	0.99	0.98	0.01
12	Gurukrupa Comtrade Private Limited	89,079	89,079	0.44	0.43	0.01
13	Garware Research Institute	2,300	2,300	0.01	0.01	0.00
14	Ramesh Trading Co., through its Partner	1,072,326	1,108,393	5.26	5.38	(0.11)
15	Sunita Trading Co., through its Partner	856,870	885,691	4.20	4.30	(0.09)
16	Vayu Ramesh Garware on behalf of VRG Family Trust	10	10	0.00	0.00	0.00
17	Vayu Ramesh Garware on behalf of Vayu Garware Family Trust	10	10	0.00	0.00	0.00



STRONG, RESILIENT AND FUTURE-READY

NOTES TO THE STANDALONE FINANCIAL STATEMENTS FOR THE YEAR ENDED 31st MARCH, 2023

	As at 31st March, 2023	As at 31st March, 2022
20 OTHER EQUITY		
RETAINED EARNINGS	89,214.47	75,016.34
OTHER RESERVES		
a) Capital Reserve	119.40	119.40
b) Capital Redemption Reserve	238.37	214.37
c) Share Premium	102.74	125.56
d) General Reserve	10,908.50	22,086.64
Total	<u>11,369.01</u>	<u>22,545.97</u>
Grand Total	<u>100,583.48</u>	<u>97,562.31</u>

Capital Reserve : On Account of forfeiture Share ₹ 12.32 Lakhs in 2094-95, ₹ 12.43 Lakhs in 2004-05 and reduction shares 9,46,500 shares of ₹ 10/- each of GWRL managerial staff welfare trust ₹ 94.65 Lakhs

Capital Redemption reserve : The Company has bought back 90,193 shares in 2014-15; 17,36,097 shares in 2013-14; 3,17,391 shares in 2020-21 and 2,40,000 shares in 2022-23 of ₹ 10/- each

Share Premium Account : Related to Forfeited shares

General Reserve : General reserve is created time to time by way of transfer of profit from Retained Earning for appropriation purpose.

21 NON-CURRENT TRADE PAYABLE		
(Measured at Amortised Cost)		
Retention money payable	271.13	333.31
Total	<u>271.13</u>	<u>333.31</u>

Trade Payables ageing Schedule for the year ended as at 31st March, 2023 and 31st March, 2022 :

Particulars	Outstanding for the following periods from due date of payment					Total
	Not Due	Less Than 1 year	1-2 years	2-3 years	More than 3 years	
(i) Undisputed dues - MSME	-	-	-	-	-	-
	-	<i>0.44</i>	-	-	-	<i>0.44</i>
(ii) Undisputed dues - Others	271.13	-	-	-	-	271.13
	<i>332.87</i>	-	-	-	-	<i>332.87</i>
	-	-	-	-	-	-
Total	271.13	-	-	-	-	271.13
	<i>332.87</i>	<i>0.44</i>	-	-	-	<i>333.31</i>

(Amounts in Italics font pertains to previous year)

22 NON-CURRENT FINANCIAL LIABILITY		
(Measured at Amortised Cost)		
Security Deposit from Contractor	406.83	301.26
Total	<u>406.83</u>	<u>301.26</u>

23 NON-CURRENT FINANCIAL LIABILITY		
Lease Liabilities refer note 52	59.80	-
	<u>59.80</u>	<u>-</u>

24 NON CURRENT PROVISIONS		
Provision for Employee Benefits *	806.35	754.16
Total	<u>806.35</u>	<u>754.16</u>
* Provision for employee benefits includes provision for Leave encashment, Super annuation and Gratuity (refer Note No. 40)		

25 DEFERRED TAX (ASSET) / LIABILITIES		
Deferred Tax relates to the following		
Depreciation and Amortisation	2,906.51	2,984.20
Employee Benefit Obligation	(233.60)	(207.61)
Expenditure Disallowed	(140.66)	(29.61)
Financial Asset / Liabilities measured at FVTPL	551.92	545.82
Financial Asset / Liabilities measured at FVOCI	7.70	78.84
Others	(45.20)	(21.93)
Deferred Tax Liability (Net)	<u>3,046.66</u>	<u>3,349.71</u>


NOTES TO THE STANDALONE FINANCIAL STATEMENTS FOR THE YEAR ENDED 31st MARCH, 2023

(₹ in lakhs)

	As at 31st March, 2023	As at 31st March, 2022
26 BORROWING-CURRENTS		
(Measured at Amortised Cost)		
Secured		
- From banks		
Working Capital Facilities	13,286.35	7,957.29
Packing Credit in Rupee refer note 11.2		
Total	<u>13,286.35</u>	<u>7,957.29</u>
Note:		
Loans availed from Bank of India Consortium are secured by a first charge, pari passu, by way of hypothecation of the Company's current assets, viz. raw materials, stock-in-process, semi-finished goods, finished goods, stores & spares (not relating to Plant & Machinery), bills receivable, and book debts. Secured loan including post shipment credit carries an interest rate ranging from 5.95% to 6.45% p.a. for repayments on various dates ranging up to 180 days.		
27 CURRENT FINANCIAL LIABILITIES		
Lease Liabilities Refer note 52	<u>9.18</u>	-
	<u>9.18</u>	-
28 TRADE PAYABLE-CURRENT		
(Measured at Amortised Cost)		
Outstanding dues of Micro Enterprises & Small Enterprises	124.18	140.49
Outstanding dues of creditors other than Micro Enterprises & Small Enterprises	<u>18,574.07</u>	<u>20,543.49</u>
Total	<u>18,698.25</u>	<u>20,683.98</u>

Trade Payables ageing Schedule for the year ended as at 31st March, 2023 and 31st March, 2022 :

Particulars	Outstanding for the following periods from due date of payment					Total
	Not Due	Less Than 1 year	1-2 years	2-3 years	More than 3 years	
(i) Undisputed dues - MSME	122.34	1.84	-	-	-	124.18
	<i>135.52</i>	<i>4.91</i>	<i>0.06</i>	-	-	140.49
(ii) Undisputed dues - Others	12,010.80	6,183.76	142.38	42.26	124.51	18,503.71
	<i>16,288.00</i>	<i>3,798.03</i>	<i>119.92</i>	<i>60.69</i>	<i>119.99</i>	20,386.62
(iii) Disputed dues - MSME	-	-	-	-	-	-
	-	-	-	-	-	-
(iv) Disputed dues - Others	-	-	-	-	70.35	70.35
	-	-	-	-	<i>156.87</i>	156.87
Total	12,133.14	6,185.60	142.38	42.26	194.86	18,698.25
	<i>16423.52</i>	<i>3,802.94</i>	<i>119.98</i>	<i>60.69</i>	<i>276.86</i>	20,683.98

(Amounts in Italics font pertains to previous year)

29 OTHER CURRENT FINANCIAL LIABILITIES

(Measured at Amortised Cost)		
Payable to Employees	1,519.71	1,267.10
Unpaid Dividend (refer note below)	71.71	73.94
Security deposit from Customer	146.50	144.60
Other Payables	<u>359.81</u>	<u>499.92</u>
Total	<u>2,097.73</u>	<u>1,985.56</u>

Note: In respect of unclaimed dividend, the actual amount is transferred to investor protection fund on the determined due date.



STRONG, RESILIENT AND FUTURE-READY

NOTES TO THE STANDALONE FINANCIAL STATEMENTS FOR THE YEAR ENDED 31st MARCH, 2023

	As at 31st March, 2023	As at 31st March, 2022
(₹ in lakhs)		
30 OTHER CURRENT LIABILITY		
Unearned revenue*	4,214.13	4,500.08
Advance received from Customers	3,090.60	2,874.31
Statutory dues and other liabilities	209.54	172.06
Total	<u>7,514.27</u>	<u>7,546.45</u>
* Includes Discount and Commission.		
31 CURRENT PROVISIONS		
Provision for Employee Benefits*	428.68	465.02
Total	<u>428.68</u>	<u>465.02</u>
* Provision for employee benefits includes provision for Leave Encashment, Super Annuation and Gratuity (refer Note No. 40)		
(₹ in lakhs)		
32 REVENUE	For the year ended 31st March, 2023	For the year ended 31st March, 2022
Sale of Products and Services		
Manufactured Goods	113,210.92	109,105.86
Traded Goods	3,134.24	1,459.06
Contracts for Supply & Installation	7,052.35	5,259.63
Other operating Revenue		
Sale of Scrap	1,090.86	1,000.76
Sale of Raw Material	757.53	527.01
Miscellaneous Receipts	115.77	253.14
	<u>1,964.16</u>	<u>1,780.91</u>
Total	<u>125,361.68</u>	<u>117,605.46</u>
Disaggregation of revenue		
Revenue based on Geography		
Domestic	49,879.10	41,872.04
Export	75,482.58	75,733.42
Revenue from operations	<u>125,361.68</u>	<u>117,605.46</u>
Revenue based on Business Segment		
Synthetic Cordage	104,658.62	101,257.39
Fibre and Industrial Products & Projects	20,703.06	16,348.07
Total Revenue from operation	<u>125,361.68</u>	<u>117,605.46</u>
Reconciliation of Revenue from operations with contract price		
Contract Price	126,213.19	118,559.77
Less:- Discounts and Incentives	(851.51)	(954.31)
Total Revenue from operation	<u>125,361.68</u>	<u>117,605.46</u>
33 OTHER INCOME		
Interest income from financial asset carried at amortise cost		
Bank deposits	327.74	364.30
From other financial assets	15.54	26.16
Dividend income from equity investments designated at FVTOCI	-	13.17
Fair Value Gain at financial instruments at FVTPL	184.12	1,935.19
Fair Value Gain at financial instruments at Amortised cost	2,060.28	-
Gain on sale/redemption of investments	197.54	208.21
Total	<u>2,785.22</u>	<u>2,547.03</u>


NOTES TO THE STANDALONE FINANCIAL STATEMENTS FOR THE YEAR ENDED 31st MARCH, 2023

	(₹ in lakhs)	
	For the year ended 31st March, 2023	For the year ended 31st March, 2022
34 COST OF MATERIAL CONSUMED		
Opening Stock at the beginning of the year	5,862.23	6,232.60
Add : Purchases	35,641.95	33,384.86
Less : Closing Stock at the end of the year	<u>(6,459.76)</u>	<u>(5,862.23)</u>
Total	<u>35,044.42</u>	<u>33,755.23</u>
35 CHANGES IN INVENTORIES OF FINISHED GOODS, WORK-IN-PROGRESS AND TRADED GOODS		
(a) Opening Stock at the beginning of the year		
Work-in-Progress	3,833.53	3,490.80
Finished Goods	5,941.64	5,040.86
Traded Goods	670.11	666.01
	<u>10,445.28</u>	<u>9197.67</u>
(b) Closing Stock at the end of the year		
Work-in-Progress	3,610.43	3,833.53
Finished Goods	5,189.30	5,941.64
Traded Goods	651.16	670.11
	<u>9,450.89</u>	<u>10,445.28</u>
Net Total (Increase) / Decrease	<u>994.39</u>	<u>(1,247.61)</u>
36 EMPLOYEE BENEFIT EXPENSES		
Salaries, Wages and Bonus	14,746.20	13,062.20
Contribution to Provident and other Funds (Note No. 38)	851.72	820.35
Staff Welfare	862.57	882.60
Total	<u>16,460.49</u>	<u>14,765.15</u>
37 FINANCE COST		
Interest expenses on borrowings *	814.28	769.86
Interest expense on Lease Liability	1.89	-
Bank charges	371.29	275.14
Total	<u>1,187.46</u>	<u>1,045.00</u>
* Interest expenses includes ₹ 425.55 lakhs (previous year ₹ 433.93 lakhs) on account of interest on borrowings from related parties.		
38 OTHER EXPENSES		
Stores and Spares consumed	5,795.67	6,936.28
Master Batch and Additive consumed	3,153.83	2,647.15
Packing materials consumed	1,526.36	1,567.52
Power, Fuel and Water Charges	4,386.10	4,091.15
Processing and Testing Charges	10,727.95	10,963.95
Installation Contract related expenses	2,813.02	1,954.70
Administrative, Selling and General Expenses		
Advertisement & Sales Promotion expenses	840.92	624.20
Rent	491.55	455.54
Rates and Taxes	192.53	131.52
Insurance	272.82	252.23
Transport and Forwarding Charges -Export	7,460.97	8,650.70
Transport and Forwarding Charges - Domestic	<u>2,350.51</u>	<u>2,433.54</u>



STRONG, RESILIENT AND FUTURE-READY

NOTES TO THE STANDALONE FINANCIAL STATEMENTS FOR THE YEAR ENDED 31st MARCH, 2023

	(₹ in lakhs)	
	For the year ended 31st March, 2023	For the year ended 31st March, 2022
Repairs and Maintenance		
Buildings	66.80	39.57
Plant and Machinery	1,461.19	1,814.12
Others	536.65	449.43
Travelling Expenses	1,519.46	702.35
Discount and Commission on sales	554.22	216.77
Bad Debts	104.90	47.75
Provision for Doubtful Debts	(21.49)	76.57
Legal and Professional Charges	2,267.91	1,215.86
Auditors' Remuneration		
Audit Fees	14.00	16.50
Fees for other Services	43.85	25.43
Out of pocket expenses	3.43	2.13
Establishment and other miscellaneous expenses	1,887.13	1,747.99
Exchange (Gain) / Loss (net)	(1,325.00)	(1,784.35)
Directors' Fees	6.40	7.00
Corporate Social Responsibility	339.84	320.04
(Profit) / Loss on Fixed Assets Discarded	28.16	21.10
Total	<u>47,499.66</u>	<u>45,626.76</u>
Research and development cost		
The company has incurred expenses on research and development at research and development facilities (Chinchwad and Wai Plant) approved and recognised by the Ministry of Science and Technology, Government of India (DSIR).		
Revenue expenditure charged to Statement of Profit and Loss	1,040.93	924.67
Capital expenditure	72.36	43.53
39 Income taxes		
The major components of income tax expenses for the year ended 31st March, 2023 & 31st March, 2022.		
Statement of Profit and Loss:		
Current income tax charges		
Current income tax	5,062.80	5,156.41
Deferred tax		
Relating to origination and reversal of temporary differences	(298.19)	(228.73)
Income tax expenses reported in the Statement of profit and loss	<u>4,764.61</u>	<u>4,927.68</u>
Other comprehensive income		
Remeasurement of Investment in Equity Instruments	(246.77)	0.87
Net gain or loss on remeasurements of defined benefit plans	(26.43)	(82.18)
Income tax related to items that will not be reclassified to profit or loss	7.70	12.15


NOTES TO THE STANDALONE FINANCIAL STATEMENTS FOR THE YEAR ENDED 31st MARCH, 2023

Reconciliation of tax expenses and accounting profit multiplied by India's domestic tax rate for the year ended 31st March, 2022 & 31st March, 2023.

(₹ in lakhs)

Particulars	For the year ended 31st March, 2023	For the year ended 31st March, 2022
Accounting profit before tax (before exceptional items)	20,671.62	21,000.74
At India's statutory income tax rate of 25.168%	5,202.63	5,285.46
Fair value gain of FVTOCI investment Dividend income	(614.59)	(539.45)
Difference in book and IT depreciation	47.36	53.01
Others	(13.57)	3.37
Tax on Capital gain income	413.82	354.02
Income Tax expenses reported in the Statement of Profit and Loss (A)	5,062.80	5,156.41
Tax Expenses recognised in Statement of Profit and Loss		
Incremental Deferred Tax Liability on account of Property, Plant and Equipment and Intangible Assets	142.68	(16.41)
Incremental Deferred Tax Liability / (Asset) on account of Financial Assets and Other items	(440.87)	(212.32)
Deferred Tax Provision (B)	(298.19)	(228.73)
Total Expenses recognised in Statement of Profit and Loss (A+B+C)	4764.61	4,927.68

Appeals filed against income tax assessment orders for AY 2013-14 to AY 2019-20 are pending before the first appellate authority as on 31st March 2023.

40 Gratuity

The Company operates a defined benefit plan viz. gratuity for its employees. Under the gratuity plan, every employee who has completed at least specified years of service gets a gratuity on departure @ 15 days (minimum) of the last drawn salary for each completed year of service. The scheme is funded with an insurance Company in the form of qualifying insurance policy. The fund has formed a trust and it is governed by the Board of Trustees.

The fund is subject to risks such as asset volatility, changes in bond yields and asset liability mismatch risk. In managing the plan assets, Board of Trustees reviews and manages these risks associated with the funded plan. Each year, the Board of Trustees reviews the level of funding in the gratuity plan. Such a review includes asset-liability matching strategy and investment risk management policy (which includes contributing to plans that invest in risk-averse markets). The Board of Trustees aim to keep annual contributions relatively stable at a level such that no plan deficit (based on valuation performed) will arise.

I Changes in the net benefit obligation and fair value of plan assets are as follows:

(₹ in lakhs)

Particulars	Present value of obligation	Fair value of plan assets	Net amount
1st April, 2021	2,834.99	(2,095.84)	739.15
Current Service Cost	158.89	–	158.89
Interest Cost / (Income)	192.78	(142.52)	50.26
Total amount recognised in Profit or Loss	351.67	(142.52)	209.15
Actuarial (Gains)/Losses on Obligations - Due to Experience	210.26	–	210.26
Actuarial (Gains)/Losses on Obligations - Due to Change in Financial Assumptions	(109.45)	–	(109.45)
Actuarial (Gains)/Losses on Obligations - Due to Change in Demographic Assumptions	(3.03)	–	(3.03)
Return on Plan Assets, Excluding Interest Income		(15.60)	(15.60)
Total amount recognised in Other Comprehensive Income	97.78	(15.60)	82.18
Contributions by the Employer	–	(644.52)	(644.52)
Benefit Paid From the Fund	(197.65)	197.65	–
31st March, 2022	3,086.79	(2,700.82)	385.97



STRONG, RESILIENT AND FUTURE-READY

NOTES TO THE STANDALONE FINANCIAL STATEMENTS FOR THE YEAR ENDED 31st MARCH, 2023

(₹ in lakhs)

Particulars	Present value of obligation	Fair value of plan assets	Net amount
Current Service Cost	169.42	–	169.42
Interest Cost / (Income)	223.17	(195.27)	27.91
Total amount recognised in Profit or Loss	392.60	(195.27)	197.33
Actuarial (Gains)/Losses on Obligations - Due to Experience	(18.64)	–	(18.64)
Actuarial (Gains)/Losses on Obligations - Due to Change in Financial Assumptions	(66.07)	–	(66.07)
Actuarial (Gains)/Losses on Obligations - Due to Change in Demographic Assumptions	–	–	–
Return on Plan Assets, Excluding Interest Income	–	111.14	111.14
Total amount recognised in Other Comprehensive Income	(84.71)	111.14	26.43
Contributions by the Employer	–	(302.79)	(302.79)
Benefit Paid From the Fund	(127.21)	127.21	–
31st March, 2023	3,267.47	(2,960.54)	306.93

II The net liability disclosed above relates to funded plans are as follows :

(₹ in lakhs)

Particulars	31st March, 2023	31st March, 2022	31st March, 2021
Present value of funded obligation	(3,267.47)	(3,086.79)	(2,834.99)
Fair value of plan assets	2,960.54	2,700.82	2,095.84
Funded Status (Surplus/ (Deficit))	(306.93)	(385.97)	(739.15)

III Significant estimates

The principal actuarial assumptions were as follows :

Particulars	31st March, 2023	31st March, 2022	31st March, 2021
Discount rate	7.50%	7.23%	6.80%
Salary growth rate	5.00%	6.00% p.a. for the next 2 years, 5% p.a. thereafter, starting from the 3rd year	6.00% p.a. for the next 2 years, 5% p.a. thereafter, starting from the 3rd year
Normal retirement age	58/60 years	58/60 years	58/60 years
Mortality table	Indian Assured Lives Mortality (2012-14) Urban	Indian Assured Lives Mortality (2012-14) Urban	Indian Assured Lives Mortality (2012-14) Urban
Employee turnover	2%	2%	2%

IV Sensitivity analysis

The sensitivity of defined obligation to changes in the weighted principal assumptions is:

Assumption	Impact on defined benefit obligation	
	31st March, 2023	31st March, 2022
Discount rate		
1.00% increase	Decrease by 226.49	Decrease by 232.15
1.00% decrease	Increase by 256.33	Increase by 264.46
Future salary increase		
1.00% increase	Increase by 260.20	Increase by 267.46
1.00% decrease	Decrease by 233.64	Decrease by 238.66
Attrition Rate		
1.00% increase	Increase by 42.23	Increase by 39.97
1.00% decrease	Decrease by 46.58	Decrease by 44.30


NOTES TO THE STANDALONE FINANCIAL STATEMENTS FOR THE YEAR ENDED 31st MARCH, 2023

The above sensitivity analysis is based on a change in assumption while holding all other assumptions constant. In practice, this is unlikely to occur and changes in some of the assumptions may be correlated. When calculating the sensitivity of the defined benefit obligation to significant actuarial assumptions the same method (present value of defined benefit obligation calculated with the Projected Unit Credit Method at the end of the reporting period) has been applied as when calculating the defined benefit liability recognised in the balance sheet.

The method and types of assumptions used in preparing the sensitivity analysis did not change compared to the previous periods.

The following are the expected cash flows to the defined benefit plan in future years: (₹ in lakhs)

Particulars	31st March, 2023	31st March, 2022
Within next 12 months	298.76	240.72
Between 1-10 years	2680.03	2319.20
11 years & above	3423.39	3651.34

V The major categories of plan assets are as follows:

Particulars	31st March, 2023	31st March, 2022
Investments with Insurer (LIC of India)	0.01%	0.01%
HDFC Standard Life Insurance	99.99%	99.99%

41 Segment Reporting

- The Company's operating businesses are organized and managed separately according to the nature of products and services provided, with each segment representing a strategic business unit that offers different products and serves different markets. These business segments are : 1. Synthetic Cordage 2. Fibre and Industrial Products & Projects. Segments based on the location of the customers are identified as secondary segments.
- Segment Accounting Policies are the same as those used in the preparation of the Financial Statements. The company generally accounts for intersegment sales and transfers at cost plus appropriate margins.
- The segment revenues and segment expenses are directly attributable to the segments, except certain expenses which are not allocated to any segments by using appropriate basis. All other expenses which are not attributable or allocable to the segments have been disclosed as unallocable expenses.
- The segment assets and liabilities are directly attributable to the segments, except certain assets and liabilities which are allocated to the segments using appropriate basis. All other assets and liabilities are disclosed as unallocable.

i) Primary Segment Report (₹ in lakhs)

Particulars	Year 2022-2023				Year 2021-2022			
	Synthetic Cordage	Fibre and Industrial Products & Projects	Unallocated	Total	Synthetic Cordage	Fibre and Industrial Products & Projects	Unallocated	Total
i) Segment Revenue	105,194.10	22,213.80		127,407.90	101,697.68	18,420.07		120,117.75
Inter-segment revenue	(535.48)	(1,510.74)		(2,046.22)	(440.29)	(2,072.00)		(2,512.29)
Sales/Income From operations	104,658.62	20,703.06		125,361.68	101,257.39	16,348.07		117,605.46
ii) Depreciation and amortization	1,986.15	237.61		2,223.76	1,900.61	240.14		2,140.75
iii) Segment Result	20,878.58	2,639.82		23,518.40	21,079.53	2,212.56		23,292.09
Less -								
i) Interest				(1,187.46)				(1,045.00)
ii) Other Unallocable expenditure net of unallocable (income)				(1,659.32)				(1,246.35)
Total profit before tax				20,671.62				21,000.74
iv) Segment Assets	57,440.45	10,332.57	81,473.51	149,246.53	60,582.46	10,637.59	71,780.82	143,000.87
v) Segment Liabilities	24,398.89	4,131.00	18,095.34	46,625.24	26,475.63	5,375.57	11,525.53	43,376.73



STRONG, RESILIENT AND FUTURE-READY

NOTES TO THE STANDALONE FINANCIAL STATEMENTS FOR THE YEAR ENDED 31st MARCH, 2023

Reconciliation of Profit

(₹ in lakhs)

Particulars	31st March, 2023	31st March, 2022
Segment Profit	23,518.40	23,292.09
Other Income	2,785.22	2,547.03
Finance Cost	(1,187.46)	(1,045.00)
Other Corporate Costs	(4,444.54)	(3,793.38)
Profit Before Tax and discontinued operations	20,671.62	21,000.74

Reconciliation of Assets

(₹ in lakhs)

Particulars	31st March, 2023	31st March, 2022
Segment operating assets	67,773.03	71,220.05
Investments	66,568.23	56,787.05
Cash and bank balances	3,876.10	3,872.25
Balances with government authorities	7,206.50	8,885.62
Other unallocable assets	3,822.69	2,235.90
Total assets	149,246.53	143,000.87

Reconciliation of liabilities

(₹ in lakhs)

Particulars	31st March, 2023	31st March, 2022
Segment operating liabilities	28,529.89	31,851.20
Borrowings	13,286.35	7,957.29
Income tax liabilities (Net)	3,046.66	3,349.71
Other unallocable liabilities	1,762.33	218.52
Total liabilities	46,625.24	43,376.73

ii) Information about geographic segment

Revenue from external customers

(₹ in lakhs)

Particulars	31st March, 2023	31st March, 2022
India	49,879.10	41,872.04
Outside India	75,482.58	75,733.42
Total	125,361.68	117,605.46

iii) Notes :

The business segments viz. 'Synthetic Cordage' and 'Fibre and Industrial Products and Projects' are considered as the primary segments. Synthetic Cordage comprises of Ropes, Twines and nettings made of Twine. Fibre and Industrial Products & Projects segment comprises of fibre, Synthetic fabric, Yarn, Woven and Non-woven textiles, Secugrids, Coated steel gabions, Machinery and project. Intersegment sales are accounted for at market value.

The geographical segments on the basis of location of customers are considered as secondary segments. Sales are recognised as sales to customers in India and sales to customers outside India. As the Company has integrated manufacturing facilities, it is not possible to directly attribute or allocate on a reasonable basis, the expenses, assets and liabilities to the geographical segment.


NOTES TO THE STANDALONE FINANCIAL STATEMENTS FOR THE YEAR ENDED 31st MARCH, 2023
42 DISCLOSURE OF THE TRANSACTIONS WITH RELATED PARTIES, FOR THE YEAR ENDED ON 31st MARCH, 2023
(I) List of Related Parties & Relationship :
A. Subsidiary

1. Garware Technical Fibres USA Inc.
2. Garware Technical Fibres Chile SPA
3. Garware Environmental Services Pvt. Ltd.
4. Garware Technical Textile Pvt. Ltd.
5. Garware Technical Fibres Foundation

B. Associate Company

1. Garware Meditech Pvt. Ltd.

C. Executive Directors - Key Managerial Personnel

1. Mr. V. R. Garware

D. Non Executive Directors

1. Mrs. M. V. Garware
2. Mr. R. M. Telang - Independent Director
3. Mr. S. P. Kulkarni - Independent Director
4. Mr. S. S. Rajpathak - Independent Director
5. Ms. Mallika Sagar - Independent Director

E. Enterprises over which control is exercised by the individual listed at 'C' above

1. Garware Capital Markets Ltd.
2. VMIR Investment Ltd.
3. VRG Investments Ltd.
4. Vimlabai Garware Research Institute Pvt. Ltd.
5. Moonshine Investments & Trading Company Pvt. Ltd.
6. Manmit Investment & Trading Company Pvt. Ltd.
7. Sanand Investments & Trading Company Pvt. Ltd.
8. Sukukar Holdings & Trading Company Pvt. Ltd.
9. Starshine Comtrade Pvt. Ltd.
10. Gurukrupa Comtrade Pvt. Ltd.
11. Garware Research Institute
12. Garware Infrastructure Pvt. Ltd.
13. VRG Business Ventures Pvt. Ltd.
14. Vallabhi Tradecom LLP.
15. Ramesh Trading Company
16. Sunita Trading Company
17. VG Trading Company
18. VRG Trading Company
19. Vayu Garware Family Trust
20. VRG Family Trust
21. VG Family Trust
22. Vayu Garware 2 Family Trust
23. VRG 2 Family Trust
24. Vayu Garware 3 Family Trust
25. VRG 3 Family Trust
26. Consolidated Agricultural & Dairy Farming Co. Pvt. Ltd.



STRONG, RESILIENT AND FUTURE-READY

NOTES TO THE STANDALONE FINANCIAL STATEMENTS FOR THE YEAR ENDED 31st MARCH, 2023

(II) Following are the transactions with the related parties mentioned in A, B, C, D & E above during the year ended on 31st March, 2023: (₹ in lakhs)

Sr. No.	Particulars	Subsidiaries Companies	Associate Companies	Enterprises Owned or significantly Influenced by Key Management Personnel or their Relatives	Executive Directors - Key Management Personnel	Non-Executive Directors	Total
Transactions with Related Parties							
1	Deposit Received	-	-	3995.00	-	-	3995.00
		-	-	<i>4038.00</i>	-	-	<i>4038.00</i>
2	Deposit Refund	-	-	3995.00	-	-	3995.00
		-	-	<i>4038.00</i>	-	-	<i>4038.00</i>
3	Interest paid on Deposits	-	-	425.55	-	-	425.55
		-	-	<i>433.93</i>	-	-	<i>433.93</i>
4	Director Remuneration *	-	-	-	1007.65	-	1007.65
		-	-	-	<i>992.76</i>	-	<i>992.76</i>
5	Directors Sitting Fees	-	-	-	-	6.40	6.40
		-	-	-	-	<i>7.20</i>	<i>7.20</i>
6	Dividend paid	-	-	664.10	95.31	0.02	759.43
		-	-	<i>237.18</i>	<i>34.04</i>	<i>0.01</i>	<i>271.23</i>
7	Sale of Goods/Services	23487.66	-	-	-	-	23487.66
		<i>21700.76</i>	-	-	-	-	<i>21700.76</i>
8	Reimbursement of Expenses received	6.48	-	-	-	-	6.48
		<i>6.36</i>	-	-	-	-	<i>6.36</i>
9	Investment in Subsidiary	-	-	-	-	-	-
		<i>1.00</i>	-	-	-	-	<i>1.00</i>
10	Financial Support to Subsidiaries on credit lines outstanding	-	-	-	-	-	-
		<i>498.76</i>	-	-	-	-	<i>498.76</i>
Balance as on 31st March, 2023							
11	Sundry Debtors from subsidiary	3842.02	-	-	-	-	3842.02
		<i>7116.86</i>	-	-	-	-	<i>7116.86</i>
12	Investment in Equity Shares	4830.11	0.50	-	-	-	4830.61
		<i>4830.11</i>	<i>0.50</i>	-	-	-	<i>4830.61</i>
13	Balance (Payable) /Receivable *	-	-	-	(400.00)	-	(400.00)
		-	-	-	<i>(670.00)</i>	-	<i>(670.00)</i>

(Amounts in Italics font pertains to previous year)

Note:

The above figures do not include provision for leave encashment and gratuity fund, as separate figures are not available for the Executive Director - Key Management Personnel.

Includes commission paid / payable to Executive Director - Key Management Personnel ₹ 400 lakhs (Previous year ₹ 670 lakhs)

For Investment in related parties as at 31st March, 2023 refer Note No. 5.

	31st March, 2023	31st March, 2022
43 EARNINGS PER SHARE (EPS)		
BASIC AND DILUTED EPS		
Net Profit attributable to Equity Shareholders of the Company	15,907.01	16,073.06
Weighted Average No. of Equity Shares of ₹ 10/- each (No. in lakhs)	206.12	206.18
Basic And Diluted Earning Per Share (₹)	77.17	77.96


NOTES TO THE STANDALONE FINANCIAL STATEMENTS FOR THE YEAR ENDED 31st MARCH, 2023

	(₹ in lakhs)	
	31st March, 2023	31st March, 2022
44 CONTINGENT LIABILITIES :		
In respect of matters under dispute		
- Sales Tax	9.15	9.15
- Income tax	3,163.85	3,163.85
- Deposited in Small Cause Court, Mumbai	731.56	-
- Octroi	21.64	21.64

45 Estimated amount of contracts remaining to be executed on Capital Account and not provided for net of Advances ₹ 479.22 lakhs (As at 31st March, 2022 ₹ 569.15 lakhs)

46 INTEREST IN FIRM / JOINT VENTURE :

The Company has entered into a partnership agreement (Sopan D Patil & GWRL J.V.) in which the company holds 40% share in profit / loss to execute Geo Synthetics Work - Contract value worth ₹ 577.31 lakhs. During the year ended 31.03.2023, the said partnership has incurred a loss of ₹(0) lakhs (As at 31st March, 2022 ₹ (0.01) lakhs).

Current assets	0.77	0.77
Non-current assets	15.40	15.40
Current liabilities	-	-
Non-current liabilities	(21.04)	(21.04)
Reserve & Surplus	4.87	4.87
	-	-
Revenue	-	-
Cost of material consumed	-	-
Employee benefit expenses	-	-
Other expenses	-	(0.01)
Profit / (loss) before tax	-	(0.01)
Income-tax expenses	-	-
Profit / (loss) after tax	-	(0.01)



STRONG, RESILIENT AND FUTURE-READY

NOTES TO THE STANDALONE FINANCIAL STATEMENTS FOR THE YEAR ENDED 31st MARCH, 2023

47 Analytical Ratios

The following are analytical ratios for the year ended 31st March, 2023 and 31st March, 2022

Particulars	Formula	For the year ended 31st March, 2023	For the year ended 31st March, 2022	Variance
A Balance Sheet related ratios:				
Current Ratio *	Total Current assets	56,112.27	78,222.26	
	Total Current Liabilities	42,034.46	38,638.30	
		1.33	2.02	(34%)
Debt-Equity Ratio **	Total borrowing	13,286.35	7,957.29	
	Net worth	102,621.30	99,624.13	
		0.13	0.08	62%
Debt Service Coverage Ratio	Earnings available for debt service	19,318.23	19,258.81	
	Debt Service (Interest Payment + Principal Repayment)	1,187.46	1,045.00	
		16.27	18.43	(12%)
Inventory turnover ratio	Cost of Goods Sold	40,103.91	35,574.09	
	Average Inventory	19,069.68	18,516.48	
		2.10	1.92	9%
Trade receivable turnover ratio	Total Sales	125,361.68	117,605.46	
	Average Trade receivables	24,320.46	23,974.09	
		5.15	4.91	5%
Trade payable turnover ratio	Total Purchase + Other Expenses	87,206.70	82,078.09	
	Average Trade payable	19,993.33	22,756.07	
		4.36	3.62	21%
Net capital turnover ratio *	Total Sales	125,361.68	117,605.46	
	Average Working Capital	26,830.88	37,225.35	
		4.67	3.16	48%
B Profit & Loss related ratios				
Return on equity ratio	Profit After Tax	15,907.01	16,073.06	
	Net worth	102,621.30	99,624.13	
		15.5%	16.1%	(4%)
Net profit ratio	Profit After Tax	15,907.01	16,073.06	
	Sales	128,146.90	120,152.49	
		12.4%	13.4%	(7%)
Return on capital employed	Earnings Before Interest and Tax	21,859.08	22,045.74	
	Average Capital Employed	114,942.72	104,174.48	
		19.0%	21.2%	(10%)
Return on investment	Treasury Income	2,441.94	2,143.39	
	Average invested funds in treasury investments	49,577.06	46,922.72	
		4.9%	4.6%	(8%)

* Mainly due to reduction in current investment and increase in current borrowing.

** Mainly due to increase in borrowing.

48 There have been no transactions carried out in Crypto Currency or Virtual Currency during the year, neither the Company holds any balances in the same.


NOTES TO THE STANDALONE FINANCIAL STATEMENTS FOR THE YEAR ENDED 31st MARCH, 2023
49 Relationship with Struck-off companies
Balances as at 31st March, 2023

Nature of Transaction with struck off company	Name of struck off company	Balance outstanding	Relationship with struck off company
Company's shares held	Genex Infracore Limited	100	Share holder
	Fairgrowth Investments Limited	60	Share holder
	Wall Street Securities And Investments India Limited	20	Share holder
	K P R Developers Limited	501	Share holder
Investments in securities		NA	
Receivables		NA	
Payables		NA	
Other outstanding balances (to be specified)		NA	

Balances as at 31st March, 2022

Nature of Transaction with struck off company	Name of struck off company	Balance outstanding	Relationship with struck off company
Company's shares held	Genex Infracore Limited	100	Share holder
	Sujeer Nayak Trading Enterprises Pvt. Ltd.	208	Share holder
Investments in securities		NA	
Receivables		NA	
Payables		NA	
Other outstanding balances (to be specified)		NA	

50 Disclosures pertaining to Corporate Social Responsibility

(₹ in lakhs)

Particulars	31st March, 2023	31st March, 2022
Amount required to be spent by the company during the year	339.83	320.04
Amount of expenditure incurred during the year on:		
(i) Construction/acquisition of asset	–	–
(ii) On purposes other than (i) above	339.83*	320.04**
Shortfall at the end of the year	–	–
Total of previous years shortfall	–	–
Reason for shortfall	NA	NA
Details of related party transactions	–	–
Where a provision is made with respect to a liability incurred by entering into a contractual obligation, the movements in the provision during the year	–	–

* Includes an amount of ₹ 248.27 lakhs earmarked for ongoing projects transferred to Unspent CSR Account in terms of Section 135(6) of the Companies Act, 2013, for the Financial Year 2022-23

** Includes an amount of ₹ 154.62 lakhs earmarked for ongoing projects transferred to Unspent CSR Account in terms of Section 135(6) of the Companies Act, 2013, for the Financial Year 2021-22

Nature of CSR activity:

Activities like promoting Health care, Education, Environmental Sustainability, Rural Development and Livelihood Enhancement projects



STRONG, RESILIENT AND FUTURE-READY

NOTES TO THE STANDALONE FINANCIAL STATEMENTS FOR THE YEAR ENDED 31st MARCH, 2023

51 DISCLOSURES ON FINANCIAL INSTRUMENTS

a. Financial Instruments by category

The following table presents the carrying amounts of each category of financial assets and liabilities as at 31st March, 2023. Cash and cash equivalents and other bank balances are always recognised at amortised cost and hence not part of the below table.

(₹ in lakhs)

Particulars	Measured at FVTOCI	Measured at FVTPL	Amortised Cost	Total Carrying Amount
Financial Assets				
Investments in subsidiaries, associates and joint ventures	-	-	4,830.61	4,830.61
Other Investments-Non Current	855.38	6,375.94	53,506.30	60,737.62
Trade Receivables-Non Current	-	-	453.02	453.02
Loans-Non Current	-	-	390.05	390.05
Other Financial Assets-Non Current	-	-	661.09	661.09
Other Investments-Current	-	1,000.00	-	1,000.00
Trade Receivables-Current	-	-	22,027.43	22,027.43
Loans-Current	-	-	20.51	20.51
Other Financial Assets-Current	-	-	690.59	690.59
Total	855.38	7,375.94	82,579.60	90,810.92
Financial Liabilities				
Trade Payable-Non Current	-	-	271.13	271.13
Other Financial Liabilities-Non Current	-	-	406.83	406.83
Lease Liabilities-Non Current	-	-	59.80	59.80
Borrowings-Current	-	-	13,286.35	13,286.35
Lease Liabilities- Current	-	-	9.18	9.18
Trade Payable-Current	-	-	18,698.25	18,698.25
Other Financial Liabilities-Current	-	-	2,097.73	2,097.73
Total	-	-	34,829.27	34,829.27

The following table presents the carrying amounts of each category of financial assets and liabilities as at 31st March, 2022

(₹ in lakhs)

Particulars	Measured at FVTOCI	Measured at FVTPL	Amortised Cost	Total Carrying Amount
Financial Assets				
Investments in subsidiaries, associates and joint ventures	-	-	4,830.61	4,830.61
Other Investments-Non Current	1,099.32	33,000.92	-	34,100.24
Trade Receivables-Non Current	-	-	163.09	163.09
Loans-Non Current	-	-	331.66	331.66
Other Financial Assets-Non Current	-	-	631.40	631.40
Other Investments-Current	-	17,856.21	-	17,856.21
Trade Receivables-Current	-	-	25,997.38	25,997.38
Loans-Current	-	-	194.04	194.04
Other Financial Assets-Current	-	-	408.27	408.27
Total	1,099.32	50,857.13	32,556.43	84,512.88
Financial Liabilities				
Trade Payable-Non Current	-	-	333.31	333.31
Other Financial Liabilities-Non Current	-	-	301.26	301.26
Lease Liabilities-Non Current	-	-	-	-
Borrowings-Current	-	-	7,957.29	7,957.29
Lease Liabilities- Current	-	-	-	-
Trade Payable-Current	-	-	20,683.98	20,683.98
Other Financial Liabilities-Current	-	-	1,985.56	1,985.56
Total	-	-	31,261.40	31,261.40


NOTES TO THE STANDALONE FINANCIAL STATEMENTS FOR THE YEAR ENDED 31st MARCH, 2023
b. Fair value hierarchy

All assets and liabilities for which fair value is measured or disclosed in the financial statements are categorised within the fair value hierarchy, described as follows:

Level 1 - Quoted (unadjusted) market prices in active markets for identical assets or liabilities.

Level 2 - Valuation techniques for which the lowest level input that is significant to the fair value measurement is directly or indirectly observable.

Level 3 - Valuation techniques for which the lowest level input that is significant to the fair value measurement is unobservable.

The following table provides the fair value measurement hierarchy of the Company's financial assets and liabilities that are measured at fair value or where fair value disclosure is required:

As at 31st March, 2023

Fair Value Measurement Using

(₹ in lakhs)

Particulars	Quoted Price in active markets (Level 1)	Significant observable inputs (Level 2)	Significant unobservable inputs (Level 3)	Total
Assets measured at fair value				
FVTOCI financial investments				
Quoted equity instruments	768.63	–	–	768.63
Unquoted equity instruments	–	–	86.75	86.75
FVTPL financial investments				
Other Debt Instrument	0.16	1,000.00	–	1,000.16
Unquoted debt instruments	–	6,375.78	–	6,375.78
Unquoted equity instruments	–	–	–	–

As at 31st March, 2022

Fair Value Measurement Using

(₹ in lakhs)

Particulars	Quoted Price in active markets (Level 1)	Significant observable input (Level 2)	Significant unobservable input (Level 3)	Total
Assets measured at fair value				
FVTOCI financial investments				
Quoted equity instruments	1,026.18	–	–	1,026.18
Unquoted equity instruments	–	–	73.14	73.14
FVTPL financial investments				
Foreign Currency Forward Contract	–	–	–	–
Other Debt Instrument	17.66	44,647.82	–	44,665.48
Unquoted debt instruments	–	6,191.65	–	6,191.65
Unquoted equity instruments	–	–	–	–

c. Valuation technique to determine fair value

The following methods and assumptions were used to estimate the fair values of financial instruments.

- (i) The management assesses that fair value of cash and cash equivalents, trade receivables, trade payables, bank overdrafts and other current financial assets and liabilities approximate their carrying amounts largely due to the short-term maturities of these instruments.



STRONG, RESILIENT AND FUTURE-READY

NOTES TO THE STANDALONE FINANCIAL STATEMENTS FOR THE YEAR ENDED 31st MARCH, 2023

- (ii) The fair values of the equity investment which are quoted, are derived from quoted market prices in active markets. The Investments measured at fair value and falling under fair value hierarchy Level 3 are valued on the basis of valuation reports provided by external valuers with the exception of certain investments, where cost has been considered as an appropriate estimate of fair value because of a wide range of possible fair value measurements and cost represents the best estimate of fair values within that range. The carrying value of those investments are individually immaterial.

d Financial risk management objectives

The Company is exposed to market risk (including currency risk, interest rate risk and other price risk), credit risk and liquidity risk. The Company's risk management strategies focus on the un-predictability of these elements and seek to minimise the potential adverse effects on its financial performance. The Company's senior management which is supported by a Treasury Management Group ('TMG') manages these risks.

All hedging activities are carried out by specialist teams that have the appropriate skills, experience and supervision.

Market Risk

Market risk is the risk that the fair value of future cash flows of a financial instrument will fluctuate because of changes in market prices. Market prices comprises of risks relating to interest rate risk and other price risks such as equity price risk and commodity price risk. Financial instruments affected by market risks mainly include borrowings, deposits and investments.

Foreign currency risk management

Foreign exchange risk arises on future commercial transactions and on all recognised monetary assets and liabilities, which are denominated in a currency other than the functional currency of the Company. The Company's management has set policy wherein exposure is identified, benchmark is set and monitored closely, and accordingly suitable hedges are undertaken.

The Company's foreign currency exposure arises mainly from foreign exchange imports, exports and other income/expenses in foreign currency, primarily with respect to USD.

As at the end of the reporting period, the carrying amounts of the company's foreign currency denominated monetary assets and liabilities in respect of the primary foreign currency i.e. USD and derivative to hedge the exposure, are as follows:

Particulars of unhedged foreign currency exposure and Derivatives (Outstanding) as at Balance Sheet date: (₹ in lakhs)

Particulars	Currency	As at 31st March, 2023	As at 31st March, 2022
Trade Receivable	USD	15352.72	18,263.01
Trade Payable	USD	(1131.09)	(1,275.39)
Net		14221.63	16,987.62
Forward Contracts to Sell (Hedge of Receivables)	USD	(13318.31)	(15,382.91)
Net Exposure		903.32	1,604.71

The Company's exposure to foreign currency changes for all other currencies is not material.

Foreign currency sensitivity analysis

The following table demonstrate the sensitivity to a reasonable possible change in USD exchange rate, with all other variables held constant. (₹ in lakhs)

Particulars	Currency	For the year ended 31st March, 2023	For the year ended 31st March, 2022
Impact on profit before tax			
INR/USD - Increase by 1%	USD	433.84	332.16
INR/USD - Decrease by 1%	USD	(433.84)	(332.16)


NOTES TO THE STANDALONE FINANCIAL STATEMENTS FOR THE YEAR ENDED 31st MARCH, 2023
Interest rate risk management

Interest rate risk is the risk that the fair value or future cash flows of a financial instrument will fluctuate because of changes in market interest rates. The Company exposure to the risk of changes in market interest rates relates primarily to the Company's debt obligations and investments in debt instruments including debt mutual fund.

Interest rate sensitivity

The below table demonstrate the sensitivity of the company's profit before tax to a reasonable possible change in interest rate with all other variables being constant.

(₹ in lakhs)

Particulars		Change in interest rate	For the year ended 31st March, 2023	For the year ended 31st March, 2022
Interest expense	Increase	100 basis point	(70.68)	(70.09)
	Decrease	100 basis point	70.68	70.09
Interest income/Fair Value gain	Increase	100 basis point	544.69	540.19
	Decrease	100 basis point	(544.69)	(540.19)

e Credit risk

Credit risk is the risk that counterparty will not meet its obligations under a financial instrument or customer contract, leading to a financial loss. The Company is exposed to credit risk from its operating activities (primarily trade receivables) and from its financing activities, including deposits with banks and other financial instruments.

f Trade Receivable

Customer credit risk is managed by SCM team subject to the company's established policy, procedures and control relating to customer credit risk management. Outstanding customer receivables are regularly monitored and followed up.

g Financial instruments and cash deposits

Credit risk from balances with banks is managed by the Company's treasury department in accordance with the Company's policy. Investments of surplus funds are made only with approved counterparties and within credit limits assigned to each counterparty. The limits are set to minimise the concentration of risks and therefore mitigate financial loss through counterparty's potential failure to make payments.

h Liquidity risk

Liquidity risk is defined as the risk that the Company will not be able to settle or meet its obligations on time or at reasonable price. The Company's objective is to at all times maintain optimum levels of liquidity to meet its cash and liquidity requirements. The Company closely monitors its liquidity position and deploys a robust cash management system. It maintains adequate source of financing through the use of bank deposits and cash credit facilities. Processes and policies related to such risks are overseen by senior management. Management monitors the Company's liquidity position through rolling forecasts on the basis of expected cash flows. The Company assessed the concentration of risk with respect to its debt and concluded it to be low.

The table below summarises the maturity profile of the company's financial liabilities based on contractual undiscounted payments.

(₹ in lakhs)

Financial Liabilities	Year	Total	More than 1 year	Less than 1 year
Trade Payables	31st March, 2023	18,969.38	271.13	18,698.25
	31st March, 2022	21,017.29	333.31	20,683.98
Borrowings	31st March, 2023	13286.35	–	13286.35
	31st March, 2022	7957.29	–	7957.29
Lease Liability	31st March, 2023	68.98	59.80	9.18
	31st March, 2022	–	–	–
Other Financial Liabilities	31st March, 2023	2,504.57	406.83	2,097.73
	31st March, 2022	2,286.82	301.26	1,985.56



STRONG, RESILIENT AND FUTURE-READY

NOTES TO THE STANDALONE FINANCIAL STATEMENTS FOR THE YEAR ENDED 31st MARCH, 2023

i Excessive risk concentration

Concentrations arise when a number of counter parties are engaged in similar business activities, or activities in the same geographical region, or have economic features that would cause their ability to meet contractual obligations to be similarly affected by changes in economic, political or other conditions. Concentrations indicate the relative sensitivity of the Company's performance to developments affecting a particular industry. Company believes that there is no such excessive risk concentration.

52 Leases

(₹ in lakhs)

	As at 31st March, 2023	As at 31st March, 2022
(i) Carrying value of right of use assets at the end of the reporting period (Refer Note 3)	67.73	–
(ii) Analysis of Lease liability:		
Movement of lease liabilities		
Opening lease liabilities	–	–
Addition during the year /period	71.53	–
Interest Cost	1.89	–
Cash outflow towards payment of lease liabilities	(4.45)	–
Deletion during the year on account of termination of lease	–	–
Closing lease liabilities	68.98	–
(iii) Maturity analysis of lease liabilities (on undiscounted basis)		
Less than 1 year	14.24	–
Between 1-5 years	63.91	–
More than 5 years	8.82	–
TOTAL	86.97	–
(iv) Lease liabilities included in statement of financial position		
Current	9.18	–
Non-current	59.80	–
(v) Impact on statement of profit and loss		
Interest on lease liabilities	1.89	–
Depreciation on right of use assets	3.80	–
Net impact on profit before tax	5.69	–
Deferred tax - Charge/ (credit)	1.43	–
Net impact on profit after tax	4.26	–
(vi) Rent Expenses	491.55	455.54

53 Capital Management

The Company's objective when managing capital is to ensure the going concern operation and to maintain an efficient capital structure to reduce the cost of capital, support the corporate strategy and meet shareholders expectations. The policy of the company is to borrow through banks supported by committed borrowing facility to meet anticipated funding requirements.

The capital structure is governed by policies approved by the Board of Directors.

The following table summarises the capital of the Company.

(₹ in lakhs)

Particulars	As at 31st March, 2023	As at 31st March, 2022
Short Term Debt (including current maturities of long term loan)	13,286.35	7,957.29
Long Term Debt	–	–
Trade Payables	18,698.25	20,683.98
Less: Cash and cash equivalents	(3876.10)	(3,872.25)
Net Debt	28,108.50	24,769.02
Equity	102,621.30	99,624.13
Capital and net debt	130,729.80	124,393.15
Net Debt to Capital Ratio (Debt/Equity plus debt)	0.22	0.20


NOTES TO THE STANDALONE FINANCIAL STATEMENTS FOR THE YEAR ENDED 31st MARCH, 2023

- 54 The Company do not have any Benami property, where any proceeding has been initiated or pending against the Company for holding any Benami property.
- 55 The Company do not have any charges or satisfaction which is yet to be registered with ROC beyond the statutory period.
- 56 The Company have not advanced or loaned or invested funds to any other person(s) or entity(ies), including foreign entities (Intermediaries) with the understanding that the Intermediary shall:
- (a) directly or indirectly lend or invest in other persons or entities identified in any manner whatsoever by or on behalf of the company (Ultimate Beneficiaries) or
- (b) provide any guarantee, security or the like to or on behalf of the Ultimate Beneficiaries
- 57 The Company have not received any fund from any person(s) or entity(ies), including foreign entities (Funding Party) with the understanding (whether recorded in writing or otherwise) that the Company shall:
- (a) directly or indirectly lend or invest in other persons or entities identified in any manner whatsoever by or on behalf of the Funding Party (Ultimate Beneficiaries) or
- (b) provide any guarantee, security or the like on behalf of the Ultimate Beneficiaries,
- 58 The Company have not any such transaction which is not recorded in the books of accounts that has been surrendered or disclosed as income during the year in the tax assessments under the Income Tax Act, 1961 (such as, search or survey or any other relevant provisions of the Income Tax Act, 1961
- 59 The Company has used the borrowings from banks for the purpose for which it was obtained.
- 60 The figures of previous year have been regrouped / rearranged, wherever necessary to conform to current year's presentation.

As per our Report of even date

For MEHTA CHOKSHI & SHAH LLP
 Chartered Accountants,
 F.R.NO.: 106201W/W100598

(ABHAY MEHTA)
 Partner
 M. No. 046088

Mumbai,
 22nd May, 2023

DHWANEE BUCH
 Chief Financial Officer

SUNIL AGARWAL
 Company Secretary
 M. No. FCS 6407

Pune,
 22nd May, 2023

V. R. GARWARE
 Chairman & Managing Director
 DIN. 00092201


R. M. TELANG
 Director
 DIN. 00092103

S. S. RAJPATHAK
 Director
 DIN: 00040387


M. V. GARWARE
 Director
 DIN. 06948274

S. P. KULKARNI
 Director
 DIN. 00006914

MALLIKA SAGAR
 Director
 DIN: 02228386



CONSOLIDATED FINANCIAL STATEMENTS





INDEPENDENT AUDITORS' REPORT

To,
 The Members of,
GARWARE TECHNICAL FIBRES LIMITED
 Report on the Audit of Consolidated Financial Statements

1. Opinion

We have audited the accompanying Consolidated Financial Statements of **GARWARE TECHNICAL FIBRES LIMITED** and its Subsidiaries (Holding Company and its subsidiaries together referred to as "the Group") and its Associate, which comprise the Consolidated Balance Sheet as at 31st March, 2023, the Consolidated Statement of Profit and Loss (including Other Comprehensive Income), Consolidated Statement of Changes in Equity and the Consolidated Statement of Cash Flows for the year then ended, and notes to the Consolidated Financial Statements, including a summary of Significant Accounting Policies and other explanatory information (hereinafter referred to as "the Consolidated Financial Statements").

In our opinion and to the best of our information and according to the explanations given to us and based on the consideration of reports of other auditor on separate Financial Statements and on the other financial information of the subsidiaries and associate, the aforesaid Consolidated Financial Statements give the information required by the Companies Act, 2013 ("the Act") in the manner so required and give a true and fair view in conformity with the accounting principles generally accepted in India, of the Consolidated state of affairs of the Group and its associate as at 31st March, 2023, of its Consolidated Profit, its Consolidated total comprehensive income, their Consolidated changes in equity and their Consolidated cash flows for the year ended on that date.

2. Basis for Opinion

We conducted our audit in accordance with the Standards on Auditing (SAs) specified under section 143(10) of the Companies Act, 2013. Our responsibilities under those Standards are further described in the Auditor's Responsibilities for the Audit of the Consolidated Financial Statements section of our report. We are independent of the Group in accordance with the Code of Ethics issued by Institute of Chartered Accountants of India and the relevant provisions of the Act, and we have fulfilled our other ethical responsibilities in accordance with these requirements. We believe that the audit evidence obtained by us along with the consideration of audit report of the other auditor referred in sub paragraph (a) of the 'Other Matters' paragraph below, is sufficient and appropriate to provide a basis for our opinion on the Consolidated Financial Statements.

3. Key Audit Matters

Key audit matters are those matters that, in our professional judgment, were of most significance in our audit of the Consolidated Financial Statements of the current period. These matters were addressed in the context of our audit of the Consolidated Financial Statements as a whole, and in forming our opinion thereon, and we do not provide a separate opinion on these matters.

We have determined the matter described below to be the key audit matters to be communicated in our report.

Key Audit Matter	How our audit addressed the key audit matter
<p>Inventory Existence: The inventory's carrying value in the Balance Sheet as at 31st March, 2023 is ₹ 21,437.22 lakhs. The inventory of the Company is held across various locations including its Plants, Sales Depots, Warehouses and Contract Manufacturers' locations. We focussed on this matter because of the following:</p> <ul style="list-style-type: none"> • Significance of the inventory balance to the profit and statement of financial position. • Complexity involved in determining inventory quantities on hand due to the number and diversity of inventory storage locations. <p>Property, Plant & Equipment and Intangible Assets There are areas where management judgement impacts the carrying value of property, plant and equipment (PPE), intangible assets and their respective depreciation/amortisation rates. These include the decision to capitalise or expense costs; the annual asset life review; the timeliness of the capitalisation of assets and the use of management assumptions and estimates for the determination or the measurement and recognition criteria for assets retired from active use. Due to the materiality in the context of the Balance Sheet of the Company and the level of judgement and estimates required, we consider this to be an area of significance.</p>	<p>Our procedures included, but were not limited to the following: We attended inventory counts at locations, selected based on financial significance and risk. Where locations were not attended we tested certain controls over inventory existence across the Company. For locations attended we performed the following procedures at each site:</p> <ul style="list-style-type: none"> • Selected a sample of inventory items and compared the quantities we counted to the quantities recorded. • Observed a sample of management's inventory count procedures to assess compliance with the Company policy. • Made enquiries regarding obsolete inventory items and looked at the condition of items counted. <p>There were no significant exceptions noted from these procedures. We tested a sample of inventory items to assess whether they were recorded at a value higher than that for which they could be sold. We did not identify any exceptions. We assessed the controls in place over the PPE/ Intangible Assets cycle, evaluated the appropriateness of capitalisation process, performed tests of details on costs capitalised, the point of capitalisation of the assets and the de-recognition criteria for assets retired from active use. In performing these procedures, we reviewed the judgements made by management including the nature of underlying costs capitalised; determination of realizable value of the assets retired from active use. We also analysed the appropriateness of assets useful lives applied in the calculation of depreciation vis à vis the useful lives of assets prescribed in Schedule II to the Act. We observed that the management has regularly reviewed the aforesaid judgements and there are no material changes.</p>



STRONG, RESILIENT AND FUTURE-READY

4. Information other than the Financial Statements and Auditor's Report thereon

The Holding Company's management and Board of Directors are responsible for the other information. The other information comprises the information included in the Holding Company's Annual Report, but does not include the Consolidated Financial Statements and our auditor's report thereon.

Our opinion on the Consolidated Financial Statements does not cover the other information and we do not express any form of assurance conclusion thereon.

In connection with our audit of the Consolidated Financial Statements, our responsibility is to read the other information and, in doing so, consider whether the other information is materially inconsistent with the Consolidated Financial Statements or our knowledge obtained in the audit or otherwise appears to be materially misstated. If, based on the work we have performed, we conclude that there is a material misstatement of this other information, we are required to report that fact. We have nothing to report in this regard.

5. Management's and Board of Directors' Responsibilities for the Consolidated Financial Statements.

The Holding Company's Management and Board of Directors are responsible for the preparation and presentation of these Consolidated Financial Statements in term of the requirements of the Act that give a true and fair view of the Consolidated state of affairs, consolidated profit and other comprehensive income, Consolidated changes in equity and Consolidated cash flow of the Group including its associate in accordance with the accounting principles generally accepted in India, including the Indian Accounting Standards specified under section 133 of the Act, read with relevant rules issued thereunder. The respective Management and Board of Directors of the companies included in the Group and its associate are responsible for maintenance of adequate accounting records in accordance with the provisions of the Act for safeguarding of the assets of the Group and its associate and for preventing and detecting frauds and other irregularities; the selection and application of appropriate implementation and maintenance of accounting policies; making judgments and estimates that are reasonable and prudent; and the design, implementation and maintenance of adequate internal financial controls, that were operating effectively for ensuring the accuracy and completeness of the accounting records, relevant to the preparation and presentation of the Consolidated Financial Statements that give a true and fair view and are free from material misstatement, whether due to fraud or error, which have been used for the purpose of preparation of the Consolidated Financial Statements by the Management and Directors of the Holding Company, as aforesaid.

In preparing the Consolidated Financial Statements, the respective management and Board of Directors of the companies included in the Group and its associate is responsible for assessing the ability of each company to continue as a going concern and using the going concern basis of accounting unless the respective Board of Directors and management either intends to liquidate the Group or to cease operations, or has no realistic alternative but to do so.

The respective Board of Directors of the companies included in the group and its associate are also responsible for overseeing the financial reporting process of each company.

6. Auditor's Responsibilities for the Audit of the Consolidated Financial Statements

Our objectives are to obtain reasonable assurance about whether the Consolidated Financial Statements as a whole are free from material misstatement, whether due to fraud or error, and to issue an auditor's report that includes our opinion. Reasonable assurance is a high level of assurance, but is not a guarantee that an audit conducted in accordance with SAs will always detect a material misstatement when it exists. Misstatements can arise from fraud or error and are considered material if, individually or in the aggregate, they could reasonably be expected to influence the economic decisions of users taken on the basis of this Consolidated Financial Statements.

As part of an audit in accordance with SAs, we exercise professional judgment and maintain professional skepticism throughout the audit. We also:

- Identify and assess the risks of material misstatement of the Consolidated Financial Statements, whether due to fraud or error, design and perform audit procedures responsive to those risks, and obtain audit evidence that is sufficient and appropriate to provide a basis for our opinion. The risk of not detecting a material misstatement resulting from fraud is higher than for one resulting from error, as fraud may involve collusion, forgery, intentional omissions, misrepresentations, or the override of internal control.
- Obtain an understanding of internal control relevant to the audit in order to design audit procedures that are appropriate in the circumstances. Under section 143(3)(i) of the Act, We are also responsible for expressing our opinion on the internal financial controls with reference to the Consolidated Financial Statements and the operating effectiveness of such controls based on our audit.
- Evaluate the appropriateness of accounting policies used and the reasonableness of accounting estimates and related disclosures made by management.
- Conclude on the appropriateness of management and Board of Directors' use of the going concern basis of accounting in preparation of Consolidated Financial Statements and, based on the audit evidence obtained, whether a material uncertainty exists related to events or conditions that may cast significant doubt on the appropriateness of the assumption. If we conclude that a material uncertainty exists, we are required to draw attention in our auditor's report to the related disclosures in the Consolidated Financial Statements or, if such disclosures are inadequate, to modify our opinion. Our conclusions are based on the audit evidence obtained up to the date of our auditor's report. However, future events or conditions may cause the Group to cease to continue as a going concern.
- Evaluate the overall presentation, structure and content of the Consolidated Financial Statements, including the disclosures, and whether the Consolidated Financial Statements represent the underlying transactions and events in a manner that achieves fair presentation.
- Obtain sufficient appropriate audit evidence regarding the financial information of such entities or business activities within the Group to express an opinion on the consolidated financial statements, of which we are the independent



auditors. We are responsible for the direction, supervision and performance of the audit of financial information of such entities included in the consolidated financial statements of which we are the independent auditors. For the other entity included in the consolidated financial statements, which has been audited by other auditor, such other auditor remains responsible for the direction, supervision and performance of the audit carried out by them. We remain solely responsible for our audit opinion. Our responsibilities in this regard are further described in para (a) of the section titled 'Other Matters' in this audit report.

Materiality is the magnitude of misstatements in the consolidated financial statements that, individually or in aggregate, makes it probable that the economic decisions of a reasonably knowledgeable user of the consolidated financial statements may be influenced. We consider quantitative materiality and qualitative factors in (i) planning the scope of our audit work and in evaluating the results of our work; and (ii) to evaluate the effect of any identified misstatements in the consolidated financial statements.

We believe that the audit evidence obtained by us along with the consideration of audit report of the other auditor referred to in subparagraph (a) of the Other Matters paragraph below, is sufficient and appropriate to provide a basis for our audit opinion on the consolidated financial statements.

We communicate with those charged with governance regarding, among other matters, the planned scope and timing of the audit and significant audit findings, including any significant deficiencies in internal control that we identify during our audit.

We also provide those charged with governance with a statement that we have complied with relevant ethical requirements regarding independence, and to communicate with them all relationships and other matters that may reasonably be thought to bear on our independence, and where applicable, related safeguards.

From the matters communicated with those charged with governance, we determine those matters that were of most significance in the audit of the Consolidated Financial Statements of the current period and are therefore the key audit matters. We describe these matters in our auditor's report unless law or regulation precludes public disclosure about the matter or when, in extremely rare circumstances, we determine that a matter should not be communicated in our report because the adverse consequences of doing so would reasonably be expected to outweigh the public interest benefits of such communication.

7. Other Matters

We did not audit the Financial Statements of one Subsidiary included in the statement, whose Financial Statements reflects total assets of ₹ 168.02 lakh as at 31st March, 2023, total revenue of ₹ 5.21lakh, Profit after tax ₹ 6.42 lakh and net cash inflow amounting to ₹ 159.62 lakh for the year ended on that date, as considered in the Consolidated Financial Statements. The Consolidated Financial Statement also include Group's share of net profit (including other comprehensive income) of ₹ 0.09 lakh for the year ended 31st March 2023, as considered in the Consolidated Financial Statements, in respect of one associate, whose Financial Statements have not been audited by us. These Financial statements have been audited by other auditors whose reports have been furnished to us by the Management and our opinion on the Consolidated Financial Statements, in so far as it relates to the amounts and disclosures included in respect of this subsidiary and associate, and our report in terms of sub-section (3) of Section 143 of the Act, in so far as it relates to the aforesaid subsidiary and associate, is based solely on the reports of the other auditors.

Our opinion on the consolidated financial statements, and our report on Other Legal and Regulatory Requirements below, is not modified in respect of the above matter with respect to our reliance on the work done and the report of the other auditor.

8. Report on Other Legal and Regulatory Requirements

As required by section 143(3) of the Act, based on our audit and on the consideration of report of the other auditor on separate financial statements of such subsidiary as was audited by other auditor, as noted in the 'Other Matters' paragraph, we report, to the extent applicable, that:

- a. We have sought and obtained all the information and explanations which to the best of our knowledge and belief were necessary for the purpose of our audit of the aforesaid Consolidated Financial Statements
- b. In our opinion, proper books of account as required by law relating to preparation of the aforesaid Consolidated Financial Statements have been kept by the Group so far as it appears from our examination of those books and the reports of the other auditors;
- c. The Consolidated Balance Sheet, the Consolidated Statement of Profit and Loss, Consolidated Statement of Changes in Equity and the Consolidated Cash Flow Statement dealt with by this Report are in agreement with the relevant books of account maintained for the purpose of preparation of the Consolidated Financial Statements;
- d. In our opinion, the aforesaid Consolidated Financial Statements comply with the Indian Accounting Standards specified under section 133 of the Act read with relevant rules issued thereunder;
- e. On the basis of the written representations received from the directors of the Holding Company as on 31st March, 2023, and taken on record by the Board of Directors of the Holding Company and the reports of the statutory auditors of its subsidiary company and associate company, none of the directors of the Group companies and its associate company is disqualified as on 31st March, 2023 from being appointed as a director in terms of section 164(2) of the Act;
- f. With respect to the adequacy of the internal financial controls over financial reporting of the Group and its associate and the operative effectiveness of such controls in terms of section 143(3)(i) of the Act, refer to our separate report in "Annexure A".
- g. With respect to the other matters to be included in the Auditor's Report in accordance with the requirements of section 197(16) of the Act, as amended: In our opinion and to the best of our information and according to the



STRONG, RESILIENT AND FUTURE-READY

explanations given to us, the remuneration paid by the Company to its directors during the year is in accordance with the provisions of section 197 of the Act.

- h. With respect to the other matters to be included in the Auditor's Report in accordance with Rule 11 of the Companies (Audit and Auditors) Rules, 2014, in our opinion and to the best of our information and according to the explanations given to us and based on the consideration of the reports of the other auditors on separate financial statements of the subsidiaries as noted in the 'Other Matters' paragraph:
- (i) The Consolidated Financial Statements disclose the impact of pending litigations as at 31st March, 2023 on the consolidation financial position of the group and associate - Refer Note No.43 to the Consolidated Financial Statements;
 - (ii) The Group and its associate have made provision, as required under the applicable law or Ind AS, for material foreseeable losses, if any, on long-term contracts including derivative contracts;
 - (iii) There has been no delay in transferring amounts, required to be transferred, to the Investor Education and Protection Fund by the Holding Company during the year ended 31st March, 2023.
 - (iv) (a) The respective Managements of the Company and its subsidiaries which are companies incorporated in India, whose financial statements have been audited under the Act, have represented to us that, to the best of their knowledge and belief, no funds (which are material either individually or in the aggregate) have been advanced or loaned or invested (either from borrowed funds or share premium or any other sources or kind of funds) by the Company or any of such subsidiaries to or in any other person or entity, including foreign entity ("Intermediaries"), with the understanding, whether recorded in writing or otherwise, that the Intermediary shall, directly or indirectly lend or invest in other persons or entities identified in any manner whatsoever by or on behalf of the Company or any of such subsidiaries ("Ultimate Beneficiaries") or provide any guarantee, security or the like on behalf of the Ultimate Beneficiaries.
 - (b) The respective Managements of the Company and its subsidiaries which are companies incorporated in India, whose financial statements have been audited under the Act, have represented to us that, to the best of their knowledge and belief, no funds (which are material either individually or in the aggregate) have been received by the Company or any of such subsidiaries from any person or entity, including foreign entity ("Funding Parties"), with the understanding, whether recorded in writing or otherwise, that the Company or any of such subsidiaries shall, directly or indirectly, lend or invest in other persons or entities identified in any manner whatsoever by or on behalf of the Funding Party ("Ultimate Beneficiaries") or provide any guarantee, security or the like on behalf of the Ultimate Beneficiaries.
 - (c) Based on the audit procedures that have been considered reasonable and appropriate in the circumstances performed by us on the Holding Company, nothing has come to our notice that has caused us to believe that the representations under sub-clause (i) and (ii) of Rule 11(e), as provided under (a) and (b) above, contain any material misstatement.
 - (v) With respect to dividends
 - a. The final dividend proposed in the previous year, declared and paid by the Company during the year is in accordance with Section 123 of the Act, as applicable.
 - b. There was no interim dividend declared by the Company.
 - c. The Board of Directors of the Company have proposed final dividend for the year which is subject to the approval of the members at the ensuing Annual General Meeting. The amount of dividend proposed is in accordance with Section 123 of the Act, as applicable.
- II. With respect to the matters specified in paragraphs 3(xxii) and 4 of the Companies (Auditor's Report) Order, 2020 (the "Order"/ "CARO") issued by the Central Government in terms of Section 143(11) of the Act, to be included in the Auditor's report, according to the information and explanations given to us, and based on the CARO reports issued by us for the Company and its subsidiaries included in the consolidated financial statements of the Company, to which reporting under CARO is applicable, we report that there are no qualifications or adverse remarks in the CARO report of subsidiary.

For **Mehta Chokshi & Shah LLP**
Chartered Accountants
(FRN: 106201W/W100598)

ABHAY R. MEHTA
Partner

M. No.: 046088

UDIN: 23046088BGQDTF7448

Place: Mumbai
Date: 22nd May, 2023

ANNEXURE "A" TO THE INDEPENDENT AUDITORS' REPORT ON THE CONSOLIDATED FINANCIAL STATEMENTS OF GARWARE TECHNICAL FIBRES LIMITED FOR THE YEAR ENDED 31ST MARCH, 2023

Report on the internal financial controls with reference to the aforesaid consolidated Financial Statements under Clause (i) of Sub-Section 3 of Section 143 of the Companies Act, 2013.

Opinion

In conjunction with our audit of the consolidated financial statements of Garware Technical Fibres Limited (hereinafter referred to as "the Holding Company") as of and for the year ended 31st March, 2023, we have audited the internal



financial controls with reference to consolidated financial statements of the Holding Company and such companies incorporated in India under the Companies Act, 2013 which is its subsidiary company, as of that date. In our opinion, the Holding Company and such company incorporated in India which is its subsidiary company have, in all material respects, adequate internal financial controls with reference to consolidated financial statements and such internal financial controls were operating effectively as at 31st March, 2023, based on the internal financial controls with reference to consolidated financial statements criteria established by such companies considering the essential components of such internal controls stated in the Guidance Note on Audit of Internal Financial Controls Over Financial Reporting issued by the Institute of Chartered Accountants of India (the "Guidance Note")

Management's Responsibility for Internal Financial Controls

The Company's management and Board of Directors are responsible for establishing and maintaining internal financial controls based on the internal control over financial reporting criteria established by respective Company considering the essential components of internal control stated in the Guidance Note on Audit of Internal Financial Controls over Financial Reporting issued by the Institute of Chartered Accountants of India ('the Guidance Note'). These responsibilities include the design, implementation and maintenance of adequate internal financial controls that were operating effectively for ensuring the orderly and efficient conduct of its business, including adherence to Company's policies, the safeguarding of its assets, the prevention and detection of frauds and errors, the accuracy and completeness of the accounting records, and the timely preparation of reliable financial information, as required under the Companies Act, 2013.

Auditors' Responsibility

Our responsibility is to express an opinion on the Company's internal financial controls with reference to consolidated financial statements based on our audit. We conducted our audit in accordance with the Guidance Note and the Standards on Auditing, prescribed under section 143(10) of the Companies Act, 2013, to the extent applicable to an audit of internal financial controls. The Guidance Note and those Standards require that we comply with ethical requirements and plan and perform the audit to obtain reasonable assurance about whether adequate internal financial controls over financial reporting was established and maintained and if such controls operated effectively in all material respects.

Our audit involves performing procedures to obtain audit evidence about the adequacy of the internal financial controls system over financial reporting and their operating effectiveness. Our audit of internal financial controls over financial reporting included obtaining an understanding of internal financial controls over financial reporting, assessing the risk that a material weakness exists, and testing and evaluating the design and operating effectiveness of internal control based on the assessed risk. The procedures selected depend on the auditor's judgment, including the assessment of the risks of material misstatement of the Consolidated Financial Statements, whether due to fraud or error.

We believe that the audit evidence we have obtained is sufficient and appropriate to provide a basis for our audit opinion on the Company's internal financial controls system over financial reporting.

Meaning of Internal Financial Controls with reference to Consolidated Financial Statements

A Company's internal financial control over financial reporting is a process designed to provide reasonable assurance regarding the reliability of financial reporting and the preparation of financial statements for external purposes in accordance with generally accepted accounting principles. A Company's internal financial control over financial reporting includes those policies and procedures that (1) pertain to the maintenance of records that, in reasonable detail, accurately and fairly reflect the transactions and dispositions of the assets of the Company; (2) provide reasonable assurance that transactions are recorded as necessary to permit preparation of Consolidated Financial Statements in accordance with generally accepted accounting principles, and that receipts and expenditures of the Company are being made only in accordance with authorization of management and directors of the Company; and (3) provide reasonable assurance regarding prevention or timely detection of unauthorized acquisition, use, or disposition of the Company's assets that could have a material effect on the Consolidated Financial Statements.

Inherent Limitations of Internal Financial Controls over Financial Reporting

Because of the inherent limitations of internal financial controls with reference to consolidated financial statements, including the possibility of collusion or improper management override of controls, material misstatements due to error or fraud may occur and not be detected. Also, projections of any evaluation of the internal financial controls with reference to consolidated financial statements to future periods are subject to the risk that the internal financial controls with reference to consolidated financial statements may become inadequate because of changes in conditions, or that the degree of compliance with the policies or procedures may deteriorate.

For **Mehta Chokshi & Shah LLP**
 Chartered Accountants
 (FRN: 106201W/W100598)

ABHAY R. MEHTA
 Partner

Place: Mumbai
 Date: 22nd May, 2023

M. No.: 046088
 UDIN: 23046088BGQDTF7448



STRONG, RESILIENT AND FUTURE-READY

CONSOLIDATED BALANCE SHEET AS AT 31st MARCH, 2023

		(₹ in lakhs)	
		As at	As at
A ASSETS	Note No.	31st March, 2023	31st March, 2022
(1) Non-Current Assets			
(a) Property, Plant and Equipment	3	24,096.72	23,582.27
(b) Right of Use of Assets	3	67.73	-
(c) Intangible Assets	4	387.96	419.92
(d) Financial Assets			-
(i) Investments in Subsidiaries and Associate	5	1.00	1.00
(ii) Other Investments	6	60,737.62	34,218.29
(iii) Trade Receivables	7	453.02	163.09
(iv) Loans	8	390.05	331.66
(v) Other Financial Assets	9	661.09	668.57
(e) Other non-current Assets	10	1,542.19	739.62
Total Non-Current Assets		88,337.38	60,124.42
(2) Current Assets			
(a) Inventories	11	21,437.22	22,393.43
(b) Financial Assets			
(i) Investments	12	1,000.00	17,856.21
(ii) Trade Receivables	13	23,403.56	25,793.97
(iii) Cash and Cash Equivalents	14	4,161.72	3,905.74
(iv) Bank Balances other than (iii) above	14	419.87	141.56
(v) Loans	15	20.52	194.04
(vi) Other Financial Assets	16	690.59	408.27
(c) Current Tax Assets	17	341.46	104.94
(d) Other Current Assets	18	9,504.68	10,585.30
Total Current Assets		60,979.62	81,383.46
TOTAL - ASSETS		149,317.00	141,507.88
B EQUITY AND LIABILITIES			
(1) Equity			
(a) Equity Share Capital	19	2,037.82	2,061.82
(b) Other Equity	20	99,601.73	94,996.71
Total Equity		101,639.55	97,058.53
(2) LIABILITIES			
Non-Current Liabilities			
(a) Financial Liabilities			
(i) Trade Payables	21	271.13	333.31
(ii) Other Non-Current Financial Liabilities	22	406.83	301.26
(iii) Lease Liability	23	59.80	-
(b) Provisions	24	806.35	754.16
(c) Deferred Tax Liabilities (net)	25	3,046.66	3,350.97
Total Non-Current Liabilities		4,590.77	4,739.70
(3) Current Liabilities			
(a) Financial Liabilities			
(i) Borrowings	26	13,286.35	7,957.29
(ii) Lease Liabilities	27	9.18	-
(iii) Trade Payables	28		
Dues to Micro Enterprises and Small Enterprises		124.18	140.49
Dues to Other than Micro Enterprises and Small Enterprises		19,264.05	20,909.08
(iv) Other Current Financial Liabilities	29	2,173.16	2,071.39
(b) Other Current Liabilities	30	7,771.28	8,017.75
(c) Provisions	31	428.67	465.02
(d) Current Tax Liabilities (net)	32	29.80	148.63
Total Current Liabilities		43,086.68	39,709.65
TOTAL - EQUITY AND LIABILITIES		149,317.00	141,507.88

C NOTES FORMING PART OF THE CONSOLIDATED FINANCIAL STATEMENTS 1-61

As per our Report of even date

For MEHTA CHOKSHI & SHAH LLP
Chartered Accountants,
F.R.NO.: 106201W/W100598

DHWANEE BUCH
Chief Financial Officer

V. R. GARWARE
Chairman & Managing Director
DIN. 00092201

M. V. GARWARE
Director
DIN. 06948274

(ABHAY MEHTA)
Partner
M. No. 046088

SUNIL AGARWAL
Company Secretary
M. No. FCS 6407

R. M. TELANG
Director
DIN. 00092103

S. P. KULKARNI
Director
DIN. 00006914

Mumbai,
22nd May, 2023

Pune,
22nd May, 2023

S. S. RAJPATHAK
Director
DIN: 00040387

MALLIKA SAGAR
Director
DIN: 02228386


CONSOLIDATED STATEMENT OF PROFIT AND LOSS FOR THE YEAR ENDED 31st MARCH, 2023

	Note No.	For the year ended 31st March, 2023	(₹ in lakhs) For the year ended 31st March, 2022
1 INCOME			
Revenue from Operations	33	130,554.85	118,939.87
Other Income	34	2,790.48	2,554.00
Total Income		133,345.33	121,493.87
2 EXPENSES			
Cost of Materials Consumed	35	36,419.61	34,781.56
Purchases of stock-in-trade		4,065.10	3,147.65
Changes in inventories of finished goods, stock-in-trade and work-in-progress	36	1,441.01	(2,983.23)
Employee Benefits Expenses	37	16,685.74	14,981.95
Finance Cost	38	1,195.32	1,057.31
Depreciation and Amortisation Expenses	3,4	2,230.75	2,145.98
Other expenses	39	–	–
i) Processing and Testing Charges		10,727.95	10,963.95
ii) Others		38,262.02	35,757.39
Total Expenses		111,027.50	99,852.56
Profit Before Tax		22,317.83	21,641.31
Tax Expenses	40		
1. Current Tax		5,397.32	5,390.72
2. Deferred Tax		(299.46)	(227.47)
3. Adjustment for Short Provision of Earlier Years		–	–
TOTAL TAX EXPENSE		5,097.86	5,163.25
Profit After Tax		17,219.97	16,478.06
Share of profit/(loss) from Investment in Associate & Join Venture		0.00	0.03
Profit for the year		17,219.97	16,478.09
Other Comprehensive Income			
(i) Items that will not be reclassified to profit or loss			
Remeasurement of Investment in Equity Instruments		(246.77)	0.87
Remeasurement of Defined Benefit Obligation		(26.43)	(82.18)
(ii) Income tax related to items that will not be reclassified to profit or loss		7.70	12.15
Total Other Comprehensive Income for the year		(265.50)	(69.16)
Total Comprehensive Income for the year		16,954.46	16,408.93
EARNINGS PER EQUITY SHARE (Nominal value per share ₹ 10 each)			
Basic (₹) and Diluted (₹)	44	83.54	79.92
Profit for the year			
Attributable to:			
Equity holder of parent		17,219.97	16,478.06
Non-controlling interest		0.00	0.03
Other Comprehensive income for the year			
Attributable to:			
Equity holder of parent		(265.50)	(69.16)
Non-controlling interest		–	–
Total comprehensive income for the year			
Attributable to:			
Equity holder of parent		16,954.46	16,408.90
Non-controlling interest		0.00	0.03

3 NOTES FORMING PART OF THE CONSOLIDATED FINANCIAL STATEMENTS 1-61

As per our Report of even date

For MEHTA CHOKSHI & SHAH LLP
 Chartered Accountants,
 F.R.NO.: 106201W/W100598

DHWANEE BUCH
 Chief Financial Officer

V. R. GARWARE
 Chairman & Managing Director
 DIN. 00092201

M. V. GARWARE
 Director
 DIN. 06948274

(ABHAY MEHTA)
 Partner
 M. No. 046088

SUNIL AGARWAL
 Company Secretary
 M. No. FCS 6407

R. M. TELANG
 Director
 DIN. 00092103

S. P. KULKARNI
 Director
 DIN. 00006914

 Mumbai,
 22nd May, 2023

 Pune,
 22nd May, 2023

S. S. RAJPATHAK
 Director
 DIN: 00040387

MALLIKA SAGAR
 Director
 DIN: 02228386



STRONG, RESILIENT AND FUTURE-READY

CONSOLIDATED STATEMENT OF CHANGES IN EQUITY FOR THE YEAR ENDED 31st MARCH, 2023

Other Equity

For the year ended 31st March, 2023

(₹ in lakhs)

Particulars	Equity Share Capital	Reserves and Surplus						Other Comprehensive Income			Other Equity
		Capital Reserve	Capital Redemption Reserve	Share Premium	General Reserve	Foreign currency translation reserve	Retained earnings	Revaluation Reserve	Net gain / (loss) on fair value of defined benefit plans	Equity instruments through other comprehensive income	
Balance as at 1st April, 2021	2061.82	294.38	214.37	125.56	22,086.65	-	55,767.46	-	(402.37)	984.47	79,070.53
Profit for the year	-	-	-	-	-	-	16,478.06	-	-	-	16,478.06
Foreign currency translation credit	-	-	-	-	-	-	-	-	-	-	-
Capital Reserve GTF USA Inc	-	-	-	-	-	32.82	-	-	-	-	32.82
Other comprehensive income	-	-	-	-	-	-	-	-	(82.18)	13.02	(69.15)
Total Comprehensive income for the year	-	-	-	-	-	32.82	16,478.06	-	(82.18)	13.02	16,441.73
Dividends paid	-	-	-	-	-	-	(515.55)	-	-	-	(515.55)
Balance as at 31st March, 2022	2,061.82	294.38	214.37	125.56	22,086.65	32.82	71,729.97	-	(484.55)	997.49	94,996.71
Balance as at 1st April, 2022	2,061.82	294.38	214.37	125.56	22,086.65	32.82	71,729.97	-	(484.55)	997.49	94,996.71
Profit for the year	-	-	-	-	-	-	17,219.97	-	-	-	17,219.97
Foreign currency translation credit	-	-	-	-	-	-	-	-	-	-	-
Capital reserve GTF USA Inc	-	-	-	-	-	270.89	-	-	-	-	270.89
Transfer to Capital Redemption Reserve	(24.00)	-	24.00	-	24.00	-	-	-	-	-	-
Buyback of Shares (including Transaction Charges) (Refer Note: 18)	-	-	-	(22.82)	(11,154.14)	-	-	-	-	-	(11,176.96)
Other comprehensive income	-	-	-	-	-	-	-	-	(26.43)	(239.08)	(265.51)
Total Comprehensive income for the year	(24.00)	-	24.00	(22.82)	(11,178.14)	270.89	17,219.97	-	(26.43)	(239.08)	6,048.39
Dividends paid	-	-	-	-	-	-	(1,443.38)	-	-	-	(1,443.38)
Balance as at 31st March, 2023	2,037.82	294.38	238.37	102.74	10,908.52	303.71	87,506.56	-	(510.98)	758.42	99,601.73

As per our Report of even date

For MEHTA CHOKSHI & SHAH LLP
Chartered Accountants,
F.R.NO.: 106201W/W100598

(ABHAY MEHTA)
Partner
M. No. 046088

Mumbai,
22nd May, 2023

DHWANEE BUCH
Chief Financial Officer

SUNIL AGARWAL
Company Secretary
M. No. FCS 6407

Pune,
22nd May, 2023

V. R. GARWARE
Chairman & Managing Director
DIN. 00092201

R. M. TELANG
Director
DIN. 00092103

S. S. RAJPATHAK
Director
DIN: 00040387

M. V. GARWARE
Director
DIN. 06948274

S. P. KULKARNI
Director
DIN. 00006914

MALLIKA SAGAR
Director
DIN: 02228386


CONSOLIDATED CASH FLOW STATEMENT FOR THE YEAR ENDED 31st MARCH 2023

(₹ in lakhs)

	For the year ended 31st March, 2023	For the year ended 31st March, 2022
I. CASH FLOW FROM OPERATING ACTIVITIES		
Net Profit Before Tax	22,317.83	21,641.31
Adjustments for reconcile Profit Before Tax to Net Cash Flows:		
Depreciation and Amortisation Expenses	2,230.75	2,145.98
Unrealised Exchange Difference	285.99	36.87
Finance Cost	1,195.32	1,057.30
Interest and Dividend Income Received	(2,405.49)	(410.60)
Fair Value Gain at Financial Instruments at FVTPL	(184.13)	(1,935.19)
Gain on sale/redemption of investments	(200.86)	(208.21)
(Profit) / Loss on sale of Fixed Assets	28.16	21.10
Bad Debts	105.03	51.37
Provision for Doubtful Debts	(21.49)	76.56
Operating Profit before Working Capital Changes	23,351.11	22,476.49
Working Capital Adjustments		
(Increase) / Decrease in Trade & Other Receivable and Other Assets	2,156.73	(3,690.77)
(Increase) / Decrease in inventories	956.21	(3,351.61)
Increase / (Decrease) in Trade and Other Payables	(1,823.86)	(3,921.80)
Cash generated from Operations	24,640.19	11,512.31
Direct Taxes paid	(5,702.00)	(5,127.74)
Net cash provided by Operating Activities	18,938.19	6,384.56
II. CASH FLOW FROM INVESTING ACTIVITIES		
Purchase of Property, Plant & Equipment and Intangible Assets	(2,889.51)	(1,470.78)
Sale of Property, Plan & Equipment	78.46	17.77
(Increase)/ Decrease of Investments	0.00	(1.00)
(Increase)/ Decrease of Other Investments	(10,151.04)	(313.79)
Interest and Dividend Income Received	2,790.48	2,554.00
Net cash provided by / (used in) Investing Activities	(10,171.61)	786.19
III. CASH FLOW FROM FINANCING ACTIVITIES		
Proceeds from Short-term / Long-term Borrowings	5,329.06	(2,224.10)
Buyback of Shares (incl. Buyback Tax and Transaction Charges)	(11,063.06)	-
Expenses for buyback of equity shares	(137.87)	-
Finance Cost	(1,195.32)	(1,057.31)
Dividend paid including Dividend Distribution Tax	(1,443.41)	(515.55)
Net cash from Financing Activities	(8,510.59)	(3,796.95)
Net Increase/ (Decrease) in Cash & Cash Equivalents (I+II+III)	255.98	3,373.81
Cash & Cash Equivalents at the beginning of the year	3,905.74	531.93
Cash & Cash Equivalents at year end	4,161.72	3,905.74

Reconciliation of cash flow in liabilities arising from financing activities

(₹ in lakhs)

Particulars	Amount
As at 1st April, 2021	13,253.68
Cash movements	(5,296.39)
As at 31st March, 2022	7,957.29
Cash movements	5,329.06
As at 31st March, 2023	13,286.35

IV. NOTES FORMING PART OF THE CONSOLIDATED FINANCIAL STATEMENTS 1-61

As per our Report of even date

For MEHTA CHOKSHI & SHAH LLP
 Chartered Accountants,
 F.R.NO.: 106201W/W100598

DHWANEE BUCH
 Chief Financial Officer

V. R. GARWARE
 Chairman & Managing Director
 DIN. 00092201

M. V. GARWARE
 Director
 DIN. 06948274

(ABHAY MEHTA)
 Partner
 M. No. 046088

SUNIL AGARWAL
 Company Secretary
 M. No. FCS 6407

R. M. TELANG
 Director
 DIN. 00092103

S. P. KULKARNI
 Director
 DIN. 00006914

 Mumbai,
 22nd May, 2023

 Pune,
 22nd May, 2023

S. S. RAJPATHAK
 Director
 DIN: 00040387

MALLIKA SAGAR
 Director
 DIN: 02228386



STRONG, RESILIENT AND FUTURE-READY

DEBT RECONCILIATION STATEMENT IN ACCORDANCE WITH IND AS-7

(₹ in lakhs)

Particulars	As at 31st March, 2023	As at 31st March, 2022
Opening balances		
Long-term borrowing (excluding Finance Lease obligation)	–	–
Short-term borrowing (excluding bank overdraft)	7,957.29	10,181.39
Lease liabilities	–	–
Cash flows		
Long-term borrowing (excluding Finance Lease obligation).	–	–
Short-term borrowing	5,329.06	(2,224.10)
Lease Liabilities	68.98	–
Pursuant to acquisition- Long term borrowing	–	–
Non-cash changes		
Foreign exchange movement	–	–
Net addition in lease liability	–	–
Reclassification in accordance with amendment to Schedule III		
Current maturities of Long term borrowings reclassified to Other financial liabilities	–	–
Current maturities of Long term borrowings reclassified to short term borrowings	–	–
Closing balances		
Long-term borrowing (excluding Finance Lease obligation)	–	–
Short-term borrowing (excluding bank overdraft)	13,286.35	7,957.29
Lease Liabilities	68.98	–



NOTES TO CONSOLIDATED FINANCIAL STATEMENTS FOR THE YEAR ENDED 31st MARCH, 2023

1 COMPANY INFORMATION

Garware Technical Fibres Limited ("the Holding Company") is incorporated under the Provision of Companies Act, 1956 and domiciled in India. The Holding Company is listed with BSE & NSE. The Holding Company has its Registered Office and principal place of business at Plot No.11, Block D-1, MIDC, Pune - 411019, Maharashtra. The Holding Company and its subsidiaries (collectively referred to as "the Group") is engaged in manufacturing and selling various products such as Ropes, Twine, Yarn, Fishnet, Other Nets and Technical Textiles. The Group is providing solution to the infrastructure industries which include coastal protection, land filling etc. The Group caters to both domestic and international markets.

The Company's financial statements were authorised for issue in accordance with a resolution of the Board of Directors on 22nd May, 2023 in accordance with the provisions of the Companies Act, 2013 and are subject to the approval of the shareholders at the Annual General Meeting.

The Group's Consolidated Financial Statements are reported in Indian Rupees, which is also the Group's functional currency.

2 Significant Accounting Policies Accounting Judgements, Estimates and Assumptions:

(A) Significant Accounting Policies:

2.1 Basis of preparation of Consolidated Financial Statements:

The Consolidated Financial Statements have been prepared in accordance with the relevant provisions of the Companies Act, 2013, the Indian Accounting Standards (Ind AS) notified under the Companies (Indian Accounting Standards) Rules, 2015 read with the Companies (Indian Accounting Standards) Amendment Rules, 2017 and the Guidance Notes and other authoritative pronouncements issued by the Institute of Chartered Accountants of India (ICAI).

The Consolidated Financial Statements have been prepared on a historical cost basis, except for certain financial assets and financial liabilities measured at fair value (refer accounting policy no. 2.10 regarding financial instruments). Historical cost is generally based on the fair value of the consideration given in exchange for goods and services.

Fair value is the price that would be received to sell an asset or paid to transfer a liability in an orderly transaction between market participants at the measurement date. The fair value measurement is based on the presumption that the transaction to sell the asset or transfer the liability takes place either:

- In the principal market for the asset or liability, or
- In the absence of a principal market, in the most advantageous market for the asset or liability

The principal or the most advantageous market must be accessible by the Group.

The fair value of an asset or a liability is measured using the assumptions that market participants would use when pricing the asset or liability, assuming that market participants act in their economic best interest.

A fair value measurement of a non-financial asset takes into account a market participant's ability to generate economic benefits by using the asset in its highest and best use or by selling it to another market participant that would use the asset in its highest and best use.

The Group uses valuation techniques that are appropriate in the circumstances and for which sufficient data are available to measure fair value, maximising the use of relevant observable inputs and minimising the use of unobservable inputs.

All assets and liabilities for which fair value is measured or disclosed in the Consolidated Financial Statements are categorised within the fair value hierarchy, described as follows, based on the lowest level input that is significant to the fair value measurement as a whole:

Level 1 - Quoted (unadjusted) market prices in active markets for identical assets or liabilities.

Level 2 - Valuation techniques for which the lowest level input that is significant to the fair value measurement is directly or indirectly observable.

Level 3 - Valuation techniques for which the lowest level input that is significant to the fair value measurement is unobservable.

Basis of Consolidation:

The Consolidated Ind-AS Financial Statements comprise the Financial Statements of the Holding Company, its subsidiaries and the Associate as at the reporting date.

(i) Subsidiaries:

Subsidiaries include all the entities over which the Group has control. The Group controls an entity when the Group is exposed to, or has rights to, variable returns through its involvement in the entity and has the ability to affect those returns through its power to direct the relevant activities of the entity. Subsidiaries are consolidated from the date control commences until the date control ceases.

The acquisition method of accounting is used to account for business combinations by the Group. The Group combines the financial statements of the Holding Company and its subsidiaries line by line adding together like items of assets, liabilities, equity, income and expenses. Intercompany transactions, balances and unrealised gains on transactions between Group companies are eliminated. Unrealised losses are also eliminated unless the transaction



NOTES TO CONSOLIDATED FINANCIAL STATEMENTS FOR THE YEAR ENDED 31st MARCH, 2023

provides evidence of an impairment of the transferred asset. Accounting policies of subsidiaries have been changed where necessary to ensure consistency with the policies adopted by the Group. Non-controlling interests in the results and equity of subsidiaries are shown separately in the consolidated statement of profit and loss, consolidated statement of changes in equity and consolidated balance sheet respectively.

(ii) Associate:

Associates are all entities over which the Group has significant influence but not control or joint control. This is generally the case where the Group holds between 20% and 50% of the voting rights. Investments in associates are accounted for using the equity method of accounting, after initially being recognised at cost.

2.2 Current and Non-Current Classification of Assets and Liabilities and Operating Cycle:

An asset is considered as current when it is:

- Expected to be realised or intended to be sold or consumed in normal operating cycle,
- Held primarily for the purpose of trading,
- Expected to be realised within twelve months after the reporting period, or
- Cash or cash equivalent unless restricted from being exchanged or used to settle a liability for at least twelve months after the reporting period

All other assets are classified as non-current.

A liability is considered as current when:

- It is expected to be settled in normal operating cycle,
- It is held primarily for the purpose of trading,
- It is due to be settled within twelve months after the reporting period, or
- There is no unconditional right to defer the settlement of the liability for at least twelve months after the reporting period.

All other liabilities are classified as non-current.

Deferred tax assets and liabilities are classified as non-current assets and liabilities.

The Operating Cycle is the time between the acquisition of assets for business purposes and their realisation into cash and cash equivalents.

2.3 Property, Plant and Equipment:

Property, Plant and Equipment are recorded at their cost of acquisition, net of refundable taxes or levies, less accumulated depreciation and impairment losses, if any. The cost thereof comprises of its purchase price, including import duties and other non-refundable taxes or levies and any directly attributable cost for bringing the asset to its working condition for its intended use.

Subsequent Expenditure

- Subsequent costs are included in the asset's carrying amount, only when it is probable that future economic benefits associated with the cost incurred will flow to the Company and the cost of the item can be measured reliably. The carrying amount of any component accounted for as a separate asset is derecognised when replaced.
- Major inspection/ repairs/ overhauling expenses are recognised in the carrying amount of the item of property, plant and equipment as a replacement if the recognition criteria are satisfied.

An item of Property, Plant and Equipment and any significant part initially recognised is derecognised upon disposal or when no future economic benefits are expected from its use or disposal. Any gain or loss arising on derecognition of the asset (calculated as the difference between the net disposal proceeds and the carrying amount of the asset) is included in the Statement of Profit or Loss when the asset is derecognised.

For transition to Ind AS, the Group has elected to continue with the carrying value of all its property, plant and equipment recognised as on 1st April, 2016 (date of transition) measured as per previous GAAP as its deemed cost on the date of transition.

2.4 Depreciation:

Depreciation on property, plant and equipment is provided on different class of assets on the following basis:

Type of Asset	Method	Useful Life
Freehold Buildings	Written down value	60 years
Factory Buildings	Written down value	30 years
Plant and Machinery	Straight-Line	25 years
Electrical Installations	Straight-Line	10 years
Furniture & Fixtures	Straight-Line	10 years
Office Equipments	Straight-Line	3 / 5 years
Vehicles	Straight-Line	8 years
Helicopter	Straight-Line	20 years



NOTES TO CONSOLIDATED FINANCIAL STATEMENTS FOR THE YEAR ENDED 31st MARCH, 2023

Depreciation on additions to Property Plant and Equipment is provided on pro-rata basis from the date of acquisition or installation, and in case of new project from the date of commencement of commercial production.

Depreciation on Assets sold, discarded, demolished or scrapped, is provided upto the date on which the said Asset is sold, discarded, demolished or scrapped.

Cost of Leasehold Land and Improvement is written off over the period of Lease.

The residual values, useful lives and methods of depreciation of property, plant and equipment are reviewed at each financial year end and adjusted prospectively, if appropriate.

2.5 Capital Work in Progress and Capital Advances:

Expenses incurred for acquisition of capital assets outstanding at each balance sheet date are disclosed under capital work-in-progress. Advances given towards the acquisition of fixed assets are shown separately as capital advances under the head Other Non-Current Assets.

2.6 Intangible Assets and amortisation thereof:

2.6.1 Internally generated Intangible Assets (Research and Development):

- i) Research costs are expensed as incurred. Development expenditure incurred on an individual project is recognised as an intangible asset when the Group can demonstrate all the following:
 - a) The technical feasibility of completing the Intangible Asset so that it will be available for use or sale.
 - b) Its intention to complete the asset.
 - c) Its ability to use or sell the asset.
 - d) How the asset will generate future economic benefits.
 - e) The availability of adequate resources to complete the development and to use or sell the asset.
 - f) The ability to measure reliably the expenditure attributable to the intangible asset during development.

2.6.2 Other Intangible Assets:

An Intangible Asset is recognised if:

- a) it is probable that the expected future economic benefits that are attributable to the asset will flow to the entity; and
- b) the cost of the asset can be measured reliably.

An item of Intangible Asset is derecognised upon disposal or when no future economic benefits are expected from its use or disposal. Any gain or loss arising on derecognition of the asset (calculated as the difference between the net disposal proceeds and the carrying amount of the asset) is included in the Statement of Profit or Loss when the asset is derecognised.

The residual values, useful lives and methods of amortisation of Intangible Assets are reviewed at each financial year end and adjusted prospectively, if appropriate.

2.6.3 Amortisation of Intangible Assets:

Amortization of the asset begins on a straight line basis over the period of expected future benefit from the related project, i.e., the estimated useful life of ten years. Amortisation is recognised in the Statement of Profit and Loss. During the period of development, the asset is tested for impairment annually.

The residual values, useful lives and methods of amortisation of Intangible Assets are reviewed at each financial year end and adjusted prospectively, if appropriate.

For transition to Ind AS, the Group has elected to continue with the carrying value of all its Intangible Assets recognised as on 1st April, 2016 (date of transition) measured as per previous GAAP as its deemed cost on the date of transition.

Intangible Assets with finite useful lives are amortised on a straight line basis over the following period:

Type of asset	Useful Life
Technical Know How	10 Years
Product Development	10 Years
Computer Software	10 Years
Patent	5 Years

2.7 Impairment of Property Plant & Equipment and Intangible Assets

Carrying amount of Tangible and Intangible assets are reviewed at each Balance Sheet date. These are treated as impaired when the carrying cost thereof exceeds its recoverable value. Recoverable value is higher of the asset's net selling price or value in use. Value in use is the present value of estimated future cash flows expected to arise from the continuing use of an asset and from its disposal at the end of its useful life. Net selling price is the amount receivable from the sale of an asset in an arm's length transaction between knowledgeable, willing parties, less the cost of disposal. An impairment loss is charged for when an asset is identified as impaired. The impairment loss recognised in prior accounting period is reversed if there has been a change in the estimate of recoverable amount.



NOTES TO CONSOLIDATED FINANCIAL STATEMENTS FOR THE YEAR ENDED 31st MARCH, 2023

2.8 Inventories

Inventories are stated at lower of cost or net realisable value. The costs of various categories of inventories are arrived at as follows:

- a) Stores, spares, fuel & packing materials and raw materials - at costs determined on moving weighted average method.
- b) Cost of finished goods and work-in-progress includes the cost of raw materials, packing materials, an appropriate share of fixed and variable production overheads, excise duty as applicable and other costs incurred in bringing the inventories to their present location and condition. Fixed production overheads are allocated on the basis of normal capacity of production facilities.

Net realisable value is the estimated selling price in the ordinary course of business.

2.9 Revenue Recognition

The Group derives revenues primarily from sale of manufactured goods, traded goods and related services.

Revenue is recognized on satisfaction of performance obligation upon transfer of control of promised products or services to customers in an amount that reflects the consideration the Company expect to receive in exchange for those products or services.

The Group does not expect to have any contracts where the period between the transfer of the promised goods or services to the customer and payment by the customer exceeds one year. As a consequence, it does not adjust any of the transaction prices for the time value of money.

The Group satisfies a performance obligation and recognises revenue over time, if one of the following criteria is met:

1. The customer simultaneously receives and consumes the benefits provided by the Group's performance as the Group performs;
or
2. The Group's performance creates or enhances an asset that the customer controls as the asset is created or enhanced; or
3. The Group's performance does not create an asset with an alternative use to the Group and an entity has an enforceable right to payment for performance completed to date.

For performance obligations where one of the above conditions are not met, revenue is recognised at the point in time at which the performance obligation is satisfied.

Revenue from sale of products and services are recognised at a time on which the performance obligation is satisfied except Revenue from Project Contracts where in revenue is recognised over the time from the financial year in which the Contract is commenced for execution. The period over which revenue is recognised is based on Group's right to payment for performance completed. In determining whether the Group has right to payment, the Group considers whether it would have an enforceable right to demand or retain payment for performance completed to date if the contract were to be terminated before completion for reasons other than Group's failure to perform as per the terms of the contract.

Revenue in excess of invoicing are classified as contract asset while invoicing in excess of revenues are classified as contract liabilities.

Interest Income:

For all financial instruments measured at amortised cost, interest income is measured using the Effective Interest Rate (EIR), which is the rate that exactly discounts the estimated future cash flows through the contracted or expected life of the financial instrument, as appropriate, to the net carrying amount of the financial asset.

Other Operating Revenue

Export incentives and subsidies are recognised when there is reasonable assurance that the Company will comply with the conditions attached to them and the incentive will be received. Insurance claims are accounted to the extent the Company is reasonably certain of their ultimate collection

Dividend Income:

Dividend income is recognised when the Group's right to receive the payment is established, which is generally when shareholders approve the dividend.

2.10 Financial Instruments:

A financial instrument is any contract that gives rise to a financial asset of one entity and a financial liability or equity instrument of another entity.

(i) Financial Assets:

Initial Recognition and Measurement:

All financial assets are recognised initially at fair value plus, in the case of financial assets not recorded at fair value through profit or loss, transaction costs that are attributable to the acquisition of the financial asset.

Subsequent Measurement:



NOTES TO CONSOLIDATED FINANCIAL STATEMENTS FOR THE YEAR ENDED 31st MARCH, 2023

For purposes of subsequent measurement, financial assets are classified in three categories:

- Financial assets at amortised cost
- Equity instruments measured at fair value through other comprehensive income (FVTOCI)
- Investments measured at fair value through Profit & Loss (FVTPL)

Financial Assets at Amortised Cost:

A financial asset is measured at the amortised cost if both the following conditions are met:

- a) The asset is held within a business model whose objective is to hold assets for collecting contractual cash flows, and
- b) Contractual terms of the asset give rise on specified dates to cash flows that are solely payments of principal and interest (SPPI) on the principal amount outstanding.

After initial measurement, such financial assets are subsequently measured at amortised cost using the effective interest rate (EIR) method. Amortised cost is calculated by taking into account any discount or premium on acquisition and any fees or costs that are an integral part of the EIR.

Equity Instruments at FVTOCI:

For equity instruments not held for trading, an irrevocable choice is made on initial recognition to measure it at FVTOCI. All fair value changes on such investments, excluding dividends, are recognised in the OCI. There is no recycling of the amounts from OCI to profit or loss, even on sale or disposal of the investment. However, on sale or disposal the Group may transfer the cumulative gain or loss within equity.

Financial Assets at FVTPL:

Even if an instrument meets the two requirements to be measured at amortised cost or fair value through other comprehensive income, a financial asset is measured at fair value through profit or loss if doing so eliminates or significantly reduces a measurement or recognition inconsistency (sometimes referred to as "accounting mismatch") that would otherwise arise from measuring assets or liabilities or recognising the gains and losses on them on different bases. All other financial assets are measured at fair value through profit or loss.

Derecognition

A financial asset (or, where applicable, a part of a financial asset or part of a group of similar financial assets) is primarily derecognised (i.e. removed from the Group's statement of financial position) when:

- i) The rights to receive cash flows from the asset have expired, or
- ii) The Group has transferred its rights to receive cash flows from the asset or has assumed an obligation to pay the received cash flows in full without material delay to a third party under a "pass-through" arrangement and either:
 - a. The Group has transferred substantially all the risks and rewards of the asset, or
 - b. The Group has neither transferred nor retained substantially all the risks and rewards of the asset, but has transferred control of the asset.

Impairment of Financial Assets

The Group applies the expected credit loss (ECL) model for measurement and recognition of impairment loss on the following financial assets and credit risk exposures:

- Financial assets at amortised cost.
- Trade Receivables

The Group follows 'simplified approach' for recognition of impairment loss allowance on trade receivables. Under this approach the Group does not track changes in credit risk but recognises impairment loss allowance based on lifetime ECLs at each reporting date. For this purpose the Group uses a provision matrix to determine the impairment loss allowance on the portfolio of trade receivables. The said matrix is based on historically observed default rates over the expected life of the trade receivables duly adjusted for forward looking estimates.

For recognition of impairment loss on other financial assets and risk exposures, the Group determines whether there has been a significant increase in the credit risk since initial recognition. If credit risk has not increased significantly, 12-month ECL is used to provide for impairment loss. However, if credit risk has increased significantly, lifetime ECL is used. If, in a subsequent period, credit quality of the instrument improves such that there is no longer a significant increase in credit risk since initial recognition, then the Group reverts to recognising impairment loss allowance based on 12-month ECL.

For assessing increase in credit risk and impairment loss, the Group combines financial instruments on the basis of shared credit risk characteristics with the objective of facilitating an analysis that is designed to enable significant increases in credit risk to be identified on a timely basis.

Lifetime ECL are the expected credit losses resulting from all possible default events over the expected life of a financial instrument. The 12-month ECL is a portion of the lifetime ECL which results from default events on a financial instrument that are possible within 12 months after the reporting date.

ECL is the difference between all contractual cash flows that are due to the Group in accordance with the contract and all the cash flows that the entity expects to receive (i.e., all cash shortfalls), discounted at the original EIR. The ECL impairment loss allowance (or reversal) recognized during the period in the statement of profit and loss and the



NOTES TO CONSOLIDATED FINANCIAL STATEMENTS FOR THE YEAR ENDED 31st MARCH, 2023

cumulative loss is reduced from the carrying amount of the asset until it meets the write off criteria, which is generally when no cash flows are expected to be realised from the asset.

ii) Financial Liabilities:

Initial Recognition and Measurement:

All financial liabilities are recognised initially at fair value and, in the case of loans and borrowings and payables, net of directly attributable transaction costs. The Company's financial liabilities include trade and other payables, loans and borrowings including bank overdrafts, financial guarantee contracts.

Subsequent Measurement:

This is dependent upon the classification thereof as under:

Loans and Borrowings:

After initial recognition, interest-bearing loans and borrowings are subsequently measured at amortised cost using the EIR method. Gains and losses are recognised in profit or loss when the liabilities are derecognised as well as through the EIR amortisation process. Amortised cost is calculated by taking into account any discount or premium on acquisition and fees or costs that are an integral part of the EIR. The EIR amortisation is included as finance costs in the statement of profit and loss.

Derecognition:

A financial liability is derecognised when the obligation under the liability is discharged or cancelled or expires. When an existing financial liability is replaced by another from the same lender on substantially different terms, or the terms of an existing liability are substantially modified, such an exchange or modification is treated as the derecognition of the original liability and the recognition of a new liability. The difference in the respective carrying amounts is recognised in the statement of profit or loss.

(iii) Offsetting of Financial Instruments:

Financial assets and financial liabilities are offset and the net amount is reported in the Balance Sheet if there is a currently enforceable legal right to offset the recognised amounts and there is an intention to settle on a net basis, to realise an asset and settle the liabilities simultaneously.

(iv) Equity Instruments:

An equity instrument is any contract that evidences a residual interest in the assets of an entity in accordance with the substance of the contractual arrangements. These are recognised at the amount of the proceeds received, net of direct issue costs.

2.11 Employee Benefits

i) Defined Contribution Plan:

The Group's contribution paid / payable during the year to Provident Fund, ESIC, Superannuation Fund etc., are recognised as expenses in the Statement of Profit and Loss. These are approved / recognised schemes of the Group.

ii) Defined Benefit Plan:

The Group's annual liability towards Gratuity is funded on the basis of actuarial valuation furnished by the Life Insurance Corporation of India under Group Gratuity Scheme.

iii) The undiscounted amount of short-term employee benefit expected to be paid in exchange for the service rendered by employees is recognised during the period when the employee renders the service. These benefits include compensated absences such as paid annual leave and performance incentives and are determined using the Projected Unit Credit Method. Compensated absences which are not expected to occur within twelve months after the end of the period in which the employee renders the related services are recognised as an actuarially determined liability at the present value of the defined benefit obligation at the Balance Sheet date. Actuarial gains and losses are recognised immediately in the Balance Sheet with a corresponding effect in the Statement of Other Comprehensive Income. Past service cost is recognised immediately in the Statement of Profit or Loss.

2.12 Borrowing Costs

Borrowing costs comprising of interest and other costs that are incurred in connection with the borrowing of funds, that are attributable to the acquisition or construction of qualifying assets are considered as a part of cost of such assets less interest earned on the temporary investment. A qualifying asset is one that necessarily takes substantial period of time to get ready for the intended use. All other borrowing costs are charged to Statement of Profit & Loss in the year in which they are incurred.

2.13 Leases:

The Group has adopted Ind AS 116 effective from April 1, 2019 using modified retrospective approach. For the purpose of preparation of Standalone Financial Information, management has evaluated the impact of change in accounting policies required due to adoption of Ind AS 116 for year ended 31st March, 2020. As per the modified retrospective approach, the Group is not required to restate comparative information, instead, the cumulative effect of initially applying this standard can be recognised as an adjustment to the opening balance of retained


NOTES TO CONSOLIDATED FINANCIAL STATEMENTS FOR THE YEAR ENDED 31st MARCH, 2023

earnings as on 1st April, 2019.

The Group assesses whether a contract contains a lease, at inception of a contract. A contract is, or contains, a lease if the contract conveys the right to control the use of an identified asset for a define period of time in exchange for consideration. To assess whether a contract conveys the right to control the use of an identified assets, the Group assesses whether:

- (i) the contact involves the use of an identified asset
- (ii) the Group has substantially all of the economic benefits from use of the asset through the period of the lease, and
- (iii) the Group has the right to direct the use of the asset.

As a lessee, The Group recognises a right of use asset and a lease liability at the lease commencement date. The right of use asset is initially measured at cost, which comprises the initial amount of the lease liability adjusted for any lease payments made at or before the commencement date, plus any initial direct costs incurred and an estimate of costs to dismantle and remove the underlying asset or to restore the underlying asset or the site on which it is located, less any lease incentives received.

The right of use asset is subsequently depreciated using the straight-line method from the commencement date to the earlier of the end of the useful life of the right of use asset or the end of the lease term. The estimated useful lives of right of use assets are determined on the same basis as those of property and equipment. In addition, the right of use asset is periodically reduced by impairment losses, if any, and adjusted for certain remeasurements of the lease liability.

The lease liability is initially measured at the present value of the lease payments that are not paid at the commencement date, discounted using the interest rate implicit in the lease or, if that rate cannot be readily determined, the Group's incremental borrowing rate. For leases with reasonably similar characteristics, the Group, on a lease by lease basis, may adopt either the incremental borrowing rate specific to the lease or the incremental borrowing rate for the portfolio as a whole.

Lease payments included in the measurement of the lease liability comprise the fixed payments, including in-substance fixed payments and lease payments in an optional renewal period if the Group is reasonably certain to exercise an extension option;

The lease liability is measured at amortised cost using the effective interest method. The Group has elected not to recognise right of use assets and lease liabilities for short-term leases that have a lease term of 12 months or less and leases of low-value assets. The Group recognises the lease payments associated with these leases as an expense on a straight-line basis over the lease term. The Group applied a single discount rate to a portfolio of leases of similar assets in similar economic environment with a similar end date.

2.14 Foreign Currency Transactions:

Transactions in foreign currencies are initially recorded at their respective functional currency spot rates at the date the transaction first qualifies for recognition.

Monetary assets and liabilities denominated in foreign currencies are translated at the functional currency spot rates of exchange at the reporting date.

Differences arising on settlement or translation of monetary items are recognised as income or expenses in the period in which they arise.

Non-monetary items that are measured in terms of historical cost in a foreign currency are translated using the exchange rates at the dates of the initial transactions. Non-monetary items measured at fair value in a foreign currency are translated using the exchange rates at the date when the fair value is determined. The gain or loss arising on translation of non-monetary items measured at fair value is treated in line with the recognition of the gain or loss on the change in fair value of the item (i.e., translation differences on items whose fair value gain or loss is recognised in OCI or profit or loss are also recognised in OCI or profit or loss, respectively).

2.15 Taxes on Income:

Current Income Taxes:

Current income tax assets and liabilities are measured at the amount expected to be recovered from or paid to the taxation authorities. The tax rates and tax laws used to compute the amount are those that are enacted or substantively enacted, at the reporting date.

Current income tax relating to items recognised directly in equity is recognised in other comprehensive income / equity and not in the Statement of Profit and Loss. Management periodically evaluates positions taken in the tax returns with respect to situations in which applicable tax regulations are subject to interpretation and establishes provisions where appropriate.

Deferred Taxes:

Deferred tax is provided using the liability method on temporary differences between the tax bases of assets and liabilities and their carrying amounts for financial reporting purposes at the reporting date.

Deferred tax liabilities are recognised for all taxable temporary differences, when the deferred tax liability arises from an asset or liability in a transaction that is not a business combination and, at the time of the transaction, affects



NOTES TO CONSOLIDATED FINANCIAL STATEMENTS FOR THE YEAR ENDED 31st MARCH, 2023

neither the accounting profit nor taxable profit or loss

Deferred tax assets are recognised for all deductible temporary differences, the carry forward of unused tax credits and any unused tax losses. Deferred tax assets are recognised to the extent that it is probable that taxable profit will be available against which the deductible temporary differences, and the carry forward of unused tax credits and unused tax losses can be utilised, except, when the deferred tax asset relating to the deductible temporary difference arises from the initial recognition of an asset or liability in a transaction that is not a business combination and, at the time of the transaction, affects neither the accounting profit nor taxable profit or loss.

The carrying amount of deferred tax assets is reviewed at each reporting date and reduced to the extent that it is no longer probable that sufficient taxable profit will be available to allow all or part of the deferred tax asset to be utilised. Unrecognised deferred tax assets are re-assessed at each reporting date and are recognised to the extent that it has become probable that future taxable profits will allow the deferred tax asset to be recovered.

Deferred tax assets and liabilities are measured at the tax rates that are expected to apply in the year when the asset is realised or the liability is settled, based on tax rates (and tax laws) that have been enacted or substantively enacted at the reporting date.

Deferred tax relating to items recognised outside profit or loss is recognised outside profit or loss. Deferred tax items are recognised in correlation to the underlying transaction either in OCI or directly in equity.

Deferred tax assets and deferred tax liabilities are offset if a legally enforceable right exists to set off current tax assets against current tax liabilities.

Minimum Alternate Tax (MAT):

MAT paid in accordance with the tax laws in India, which give rise to future economic benefits in the form of adjustment of future income tax liability, is considered as an asset if there is convincing evidence that the Group will pay normal income tax after the specified years. Accordingly, MAT is recognised as an asset in the Balance Sheet when the asset can be measured reliably and it is probable that the future economic benefits associated with it will flow to the Group.

2.16 Provisions and Contingent Liabilities:

Provisions involving substantial degree of estimation in measurement are recognised when there is a present obligation as a result of past events and it is probable that there will be an outflow of resources.

When the Group expects some or all of a provision to be reimbursed, the same is recognised as a separate asset, but only when the reimbursement is virtually certain. The expense relating to a provision is presented in the statement of profit and loss net of any reimbursement. If the effect of the time value of money is material, provisions are discounted using a current pre-tax rate that reflects, when appropriate, the risks specific to the liability. When discounting is used, the increase in the provision due to the passage of time is recognised as a finance cost.

A Contingent Liability is a possible obligation that arises from past events and the existence of which will be confirmed only by the occurrence or non-occurrence of one or more uncertain future events not wholly within the control of enterprise or a present obligation that arises from past events that may, but probably will not, require an outflow of resources.

Both provisions and contingent liabilities are reviewed at each Balance Sheet date and adjusted to reflect the current best estimates. Contingent Liabilities are not recognised but are disclosed in the notes.

2.17 Government Grants and Subsidy

Grants and Subsidies from the government are recognised when there is a reasonable assurance that

- (i) the Group will comply with the conditions attached to them, and
- (ii) the grant / subsidy will be received.

Government grants of the nature of promoters' contribution are credited to capital reserve and treated as a part of the shareholders' funds.

2.18 Earnings Per Share:

Basic earnings per share is calculated by dividing the net profit or loss for the year attributable to equity shareholders by the weighted average number of equity shares outstanding during the year. The weighted average number of equity shares outstanding during the year are adjusted for events including a bonus issue, bonus element in right issue to existing shareholders, share split, and reverse share split (consolidation of shares).

For the purpose of calculating diluted earnings per share, the net profit or loss for the year attributable to equity shareholders and the weighted average number of equity shares outstanding during the year are adjusted for the effects of all dilutive potential equity shares.

2.19 Cash and Cash Equivalent:

Cash and cash equivalent for the purpose of Cash Flow Statement comprise cash at bank and in hand and short term highly liquid investments which are subject to insignificant risk of changes in value.

2.20 Cash Flow Statement

Cash flows are reported using the indirect method, whereby profit / (loss) before extraordinary items and tax is adjusted for the effects of transactions of non-cash nature and any deferrals or accruals of past or future cash receipts


NOTES TO CONSOLIDATED FINANCIAL STATEMENTS FOR THE YEAR ENDED 31st MARCH, 2023

or payments. The cash flows from operating, investing and financing activities of the Group are segregated based on the available information.

2.21 Commitments

Commitments are future liabilities for contractual expenditure. The commitments are classified and disclosed as follows:

- a) The estimated amount of contracts remaining to be executed on capital accounts and not provided for; and
- b) Other non-cancellable commitments, if any, to the extent they are considered material and relevant in the opinion of the Management.

2.22 Segment Reporting
(A) Operating Segments

- i) Synthetic Cordage
- ii) Fibre and Industrial Products and Projects

Identification of Segments

Operating segments are reported in a manner consistent with the internal reporting provided to the Chief Operating decision maker.

The Management monitor the operating result of its business units separately for the purpose of making decision about resource allocation and performance assessment. For management purposes, operating segments have been identified on the basis of nature of products and other quantitative criteria specified in the Ind AS 108. The Group's financing and Income Taxes are not allocated to operating segments.

The accounting policies adopted for segment reporting are in conformity with the accounting policies adopted for the Company.

Segments Revenue and Results

Revenue and expenses have been identified to segments on the basis of their relationship to the operating activities of the segment. Income / Costs which relate to the Group as a whole and are not allocable to segments on a reasonable basis have been included under Unallocated income/costs. Interest income and expense are not allocated to respective segments.

Segments Assets and Liabilities

Segment Assets / Liabilities include all operating assets / liabilities used by the operating segments. Common assets and liabilities which cannot be allocated to any of the business segment are shown as unallocable assets / liabilities.

Inter Segment Transfer

Inter segment revenues are recognised at sale price. The same is based on market price and business risks. Profit or loss on Inter Segment transfer are eliminated at the Group level.

(B) Significant Accounting Judgements, Estimates and Assumptions:

The preparation of Financial Statements is in conformity with the recognition and measurement principles of Ind AS which requires the management to make judgements for estimates and assumptions that affect the amounts of assets, liabilities and the disclosure of contingent liabilities on the reporting date and the amounts of revenues and expenses during the reporting period and the disclosure of contingent liabilities. Differences between actual results and estimates are recognised in the period in which the results are known / materialize.

2.23 Estimates Assumptions and Judgements:

The key assumptions concerning the future and other key sources of estimation uncertainty at the reporting date, that have a significant risk of causing a material adjustment to the carrying amounts of assets and liabilities within the next financial year, are described below. The Group based its assumptions and estimates on parameters available when the financial statements were prepared. Existing circumstances and assumptions about future developments, however, may change due to market changes or circumstances arising that are beyond the control of the Group. Such changes are reflected in the assumptions when they occur.

In the process of applying the Group's accounting policies, management has made the following judgements, which have the most significant effect on the amounts recognised in the financial statements:

a) Estimation of Current Tax Expense and Deferred Tax:

The key assumptions concerning the future and other key sources of estimation uncertainty at the reporting date, that have a significant risk of causing a material adjustment to the carrying amounts of assets and liabilities within the next financial year, are described below. The Company based its assumptions and estimates on parameters available when the financial statements were prepared. Existing circumstances and assumptions about future developments, however, may change due to market changes or circumstances arising that are beyond the control of the Company. Such changes are reflected in the assumptions when they occur.

In the process of applying the Company's accounting policies, management has made the following judgements, which have the most significant effect on the amounts recognised in the financial statements:

- a) Estimation of current tax expense and deferred tax:



STRONG, RESILIENT AND FUTURE-READY

NOTES TO CONSOLIDATED FINANCIAL STATEMENTS FOR THE YEAR ENDED 31st MARCH, 2023

The calculation of the Company's tax charge necessarily involves a degree of estimation and judgement in respect of certain items whose tax treatment cannot be finally determined until resolution has been reached with the relevant tax authority or, as appropriate, through a formal legal process. The final resolution of some of these items may give rise to material profits/losses and/or cash flows. Significant judgments are involved in determining the provision for income taxes, including amount expected to be paid/recovered for uncertain tax positions.

b) Recognition of Deferred Tax Assets / Liabilities:

The recognition of deferred tax assets / liabilities is based upon whether it is more likely than not that sufficient and suitable taxable profits will be available in the future against which the reversal of temporary differences can be deducted. To determine the future taxable profits, reference is made to the latest available profit forecasts.

c) Estimation of Provisions & Contingent Liabilities:

The Group exercises judgement in measuring and recognising provisions and the exposures to contingent liabilities which is related to pending litigation or other outstanding claims. Judgement is necessary in assessing the likelihood that a pending claim will succeed, or a liability will arise, and to quantify the possible range of the financial settlement. Because of the inherent uncertainty in this evaluation process, actual liability may be different from the originally estimated as provision

d) Estimated useful life of Property, Plant and Equipment:

Property, Plant and Equipment represent a significant proportion of the asset base of the Group. The charge in respect of periodic depreciation is derived after determining an estimate of an asset's expected useful life, its expected usage pattern and the expected residual value at the end of its life. The useful lives, usage pattern and residual values of Group's assets are determined by management at the time the asset is acquired and reviewed periodically, including at each financial year end. The lives are based on historical experience with similar assets as well as anticipation of future events, which may impact their life, such as changes in technology etc.

e) Estimation of Provision for Inventory:

The Group writes down inventories to net realisable value based on an estimate of the realisability of inventories. Write downs on inventories are recorded where events or changes in circumstances indicate that the balances may not be realised. The identification of write-downs requires the use of estimates of net selling prices of the down-graded inventories. Where the expectation is different from the original estimate, such difference will impact the carrying value of inventories and write-downs of inventories in the periods in which such estimate has been changed.

f) Estimation of Defined Benefit Obligation:

The present value of the defined benefit obligations depends on a number of factors that are determined on an actuarial basis using a number of assumptions. The assumptions used in determining the net cost (income) for post employment plans include the discount rate. Any changes in these assumptions will impact the carrying amount of such obligations.

g) The Group determines the appropriate discount rate at the end of each year. This is the interest rate that should be used to determine the present value of estimated future cash outflows expected to be required to settle the defined benefit obligations. In determining the appropriate discount rate, the Group considers the interest rates of government bonds of maturity approximating the terms of the related plan liability.

h) Estimated fair value of Financial Instruments:

The fair value of financial instruments that are not traded in an active market is determined using valuation techniques. The Management uses its judgement to select a variety of methods and make assumptions that are mainly based on market conditions existing at the end of each reporting period.

(C) Recent accounting pronouncements

2.24 Ministry of Corporate Affairs ("MCA") notifies new standard or amendments to the existing standards under Companies (Indian Accounting Standards) Rules as issued from time to time. On 31st March, 2023, MCA amended the Companies (Indian Accounting Standards) Rules, 2015 by issuing the Companies (Indian Accounting Standards) Amendment Rules, 2023, applicable from 1st April, 2023, as below:

Ind AS 1 - Presentation of Financial Statements The amendments require companies to disclose their material accounting policies rather than their significant accounting policies. Accounting policy information, together with other information, is material when it can reasonably be expected to influence decisions of primary users of general purpose financial statements. The Company does not expect this amendment to have any significant impact in its financial statements.

Ind AS 8 - Accounting Policies, Changes in Accounting Estimates and Errors The amendments will help entities to distinguish between accounting policies and accounting estimates. The definition of a change in accounting estimates has been replaced with a definition of accounting estimates. Under the new definition, accounting estimates are "monetary amounts in financial statements that are subject to measurement uncertainty". Entities develop accounting estimates if accounting policies require items in financial statements to be measured in a way that involves measurement uncertainty. The Company does not expect this amendment to have any significant impact in its financial statements.


NOTES TO CONSOLIDATED FINANCIAL STATEMENTS FOR THE YEAR ENDED 31st MARCH, 2023
3 PROPERTY, PLANT & EQUIPMENT

(₹ in Lakhs)

Particulars	Leasehold Land	Buildings	Plant and Machinery	R&D Equipments	Electrical Installations	Furniture and Fixtures	Office Equipments	Vehicles	Helicopter	Total
Gross Carrying Value (at cost or deemed cost)										
As at 1st April 2021	512.01	4,421.92	19,563.35	3,567.22	799.28	388.16	650.51	907.24	112.78	30,922.47
Additions	-	96.96	569.16	43.53	25.42	24.60	187.90	417.54	-	1,365.12
Disposals	-	(1.09)	(102.42)	-	-	(0.21)	(37.81)	(61.28)	-	(202.81)
As at 31st March 2022	512.01	4,517.79	20,030.10	3,610.74	824.70	412.54	800.59	1,263.50	112.78	32,084.77
Additions	-	157.98	1,841.57	72.36	78.94	95.44	118.89	413.02	-	2,778.21
Disposals	-	-	(164.13)	(16.18)	(5.90)	-	(4.22)	(187.06)	-	(377.49)
As at 31st March 2023	512.01	4,675.77	21,707.54	3,666.92	897.75	507.98	915.26	1,489.46	112.78	34,485.49
Depreciation and Impairment										
As at 1st April 2021	25.86	1,287.36	3,359.97	748.78	278.27	167.02	354.14	450.95	13.82	6,686.16
Charge for the year	5.68	225.30	1,169.72	226.82	64.69	38.52	104.56	140.13	6.91	1,982.33
Disposals	-	(0.75)	(94.01)	-	-	(0.20)	(38.12)	(32.90)	-	(165.99)
As at 31st March 2022	31.54	1,511.90	4,435.69	975.60	342.97	205.33	420.57	558.17	20.74	8,502.50
Charge for the year	5.68	210.00	1,254.10	225.59	66.58	39.87	137.07	137.16	6.91	2,082.97
Disposals	-	-	(36.80)	(1.93)	(3.80)	(13.16)	(7.07)	(133.93)	-	(196.69)
Foreign exchange transactions										
As at 31st March 2023	37.21	1,721.91	5,652.99	1,199.26	405.74	232.04	550.57	561.39	27.65	10,388.77
Net Carrying Value										
As at 31st March 2023	474.80	2,953.87	16,054.55	2,467.67	492.01	275.94	364.68	928.07	85.14	24,096.72
As at 31st March 2022	480.47	3,005.89	15,594.41	2,635.15	481.74	207.21	380.02	705.33	92.05	23,582.27

Notes:

3.1 There were no immovable properties whose title deeds were not held in the name of the Company.

(₹ in lakhs)

	As at 31st March, 2023	As at 31st March, 2022
Right Of Use Asset		
Lease Right of use of Assets	71.53	-
Less Accumulated Depreciation ROU Assets	(3.80)	-
Right of use of Assets Net	<u>67.73</u>	<u>-</u>



STRONG, RESILIENT AND FUTURE-READY

NOTES TO CONSOLIDATED FINANCIAL STATEMENTS FOR THE YEAR ENDED 31st MARCH, 2023

4 INTANGIBLE ASSETS

(₹ in lakhs)

Particulars	Technical Knowhow	Product Development	Computer Software	Patent	Trade Mark	Total
Gross Carrying Value (at cost or deemed cost)						
As at 1st April 2021	15.93	445.28	824.72	82.18	–	1,368.12
Additions	12.67	–	75.75	10.17	8.66	107.24
As at 31st March 2022	28.60	445.28	900.47	92.35	8.66	1,475.36
Additions	10.88	–	30.10	62.50	4.28	107.75
As at 31st March 2023	39.47	445.28	930.57	154.84	12.94	1,583.11
Amortisation and Impairment						
As at 1st April 2021	2.07	361.26	506.15	22.31	–	891.79
Charge for the year	5.51	14.05	120.76	23.20	0.13	163.65
As at 31st March 2022	7.57	375.31	626.91	45.52	0.13	1,055.44
Charge for the year	6.16	0.64	92.95	37.82	2.14	139.71
As at 31st March 2023	13.73	375.95	719.86	83.33	2.27	1,195.15
Net Carrying Value						
As at 31st March 2023	25.74	69.34	210.71	71.51	10.66	387.96
As at 31st March 2022	21.03	69.97	273.56	46.83	8.53	419.92

5 INVESTMENTS IN SUBSIDIARY AND ASSOCIATE

(₹ in lakhs)

	As at 31st March, 2023		As at 31st March, 2022	
	No. of Shares/units	Amount	No. of Shares/units	Amount
a) In Subsidiary Company carried at cost:				
Shares in Garware Environmental Services Pvt. Limited of ₹ 10/- each	1,000,000	–	1,000,000	–
Shares in Garware Technical Fibres USA Inc	100	–	100	–
Shares in Garware Technical Fibres Chille SpA	5,000	–	5,000	–
Shares in Garware Technical Textile Pvt. Limited of ₹ 10/- each	10,000	–	10,000	–
Shares in Garware Technical Fibres Foundation of ₹ 10/- each	10,000	1.00	–	1.00
b) In Associate Company at cost :				
Shares in Garware Meditech Pvt. Limited of ₹ 10/- each	5,000	–	5,000	–
Total investment in subsidiary and Associate		1.00		1.00


NOTES TO CONSOLIDATED FINANCIAL STATEMENTS FOR THE YEAR ENDED 31st MARCH, 2023
6 OTHER INVESTMENTS
A. INVESTMENTS at FVTOCI
In Equity instruments:
Quoted

 Shares in Garware Marine Industries Limited
 of ₹ 10/- each

 Shares in Garware Hi-Tech Films Limited of ₹ 10/- each
 Sub-total

Unquoted

 Shares in Intermedia Interactive Solutions Private Limited
 of ₹ 10/- each

 Shares of Gujarat Filament Corporation Limited
 of ₹ 10/- each

Sub-total

Sub Total - (A)

B. INVESTMENTS at FVTPL
(i) Banking & PSU

Invesco India Banking & PSU Debt Fund - Direct Growth

Invesco India Banking & PSU Debt Fund - Regular Growth

(ii) Corporate bond

 HSBC Corporate Bond Fund - L&T Triple Ace Bond Fund -
 Regular Growth

 HSBC Corporate Bond Fund - L&T Triple Ace Bond Fund -
 Direct Growth

(iii) Other Debt Instruments

7 Year National Savings Certificates

(Deposited with Sales Tax Authorities)

Sardar Sarovar Narmada Nigam Limited FDR

Sub Total - (B)

C. INVESTMENTS AT AMORTISED COST
(i) INDEX FUND

 Edelweiss NIFTY PSU Bond Plus SDL Index Fund - 2026
 Direct

 Edelweiss NIFTY PSU Bond Plus SDL Index Fund - 2026
 Regular

 Edelweiss Nifty PSU Bond Plus SDL Index Fund 2027
 Direct

 Edelweiss Nifty PSU Bond Plus SDL Index Fund 2027
 Regular

Aditya Birla SL Nifty 100% SDL April 2027 Direct

Aditya Birla SL Nifty 100% SDL April 2027 Regular

SBI CPSE Bond Plus SDL September 2026 Direct

SBI CPSE Bond Plus SDL September 2026 Regular

Axis CRISIL SDL 2027 Debt Index Fund Direct

Axis CRISIL SDL 2027 Debt Index Fund Regular

 DSP Nifty SDL Plus G-Sec Jun 2028 30:70 Index Fund
 Direct

 DSP Nifty SDL Plus G-Sec Jun 2028 30:70 Index Fund
 Regular

 ABSL NIFTY SDL PLUS PSU BOND SEP 2026 60:40 INDEX
 FUND Direct

	As at 31st March, 2023		As at 31st March, 2022	
	No. of Shares/units	Amount	No. of Shares/units	Amount
				(₹ in lakhs)
Shares in Garware Marine Industries Limited of ₹ 10/- each	50,000	3.00	50,000	5.83
Shares in Garware Hi-Tech Films Limited of ₹ 10/- each Sub-total	146,350	765.63	146,350	1,020.35
		<u>768.63</u>		<u>1,026.18</u>
Unquoted				
Shares in Intermedia Interactive Solutions Private Limited of ₹ 10/- each	890,680	86.75	890,680	73.13
Shares of Gujarat Filament Corporation Limited of ₹ 10/- each	50	—	50	0.01
Sub-total		<u>86.75</u>		<u>73.14</u>
Sub Total - (A)		<u>855.38</u>		<u>1,099.32</u>
B. INVESTMENTS at FVTPL				
(i) Banking & PSU				
Invesco India Banking & PSU Debt Fund - Direct Growth	51,511	1,046.92	51,511	1,021.58
Invesco India Banking & PSU Debt Fund - Regular Growth	54,325	1,039.04	54,325	1,018.17
(ii) Corporate bond				
HSBC Corporate Bond Fund - L&T Triple Ace Bond Fund - Regular Growth	3,474,626	2,138.39	3,474,626	2,073.18
HSBC Corporate Bond Fund - L&T Triple Ace Bond Fund - Direct Growth	3,306,946	2,151.43	3,306,946	2,078.73
(iii) Other Debt Instruments				
7 Year National Savings Certificates	—	0.16	—	0.16
(Deposited with Sales Tax Authorities)	—	—	—	—
Sardar Sarovar Narmada Nigam Limited FDR	—	—	—	17.50
Sub Total - (B)		<u>6,375.94</u>		<u>6,209.31</u>
C. INVESTMENTS AT AMORTISED COST				
(i) INDEX FUND				
Edelweiss NIFTY PSU Bond Plus SDL Index Fund - 2026 Direct	14,505,721	1,648.56	14,505,721	1,557.99
Edelweiss NIFTY PSU Bond Plus SDL Index Fund - 2026 Regular	14,522,111	1,645.27	14,522,111	1,557.28
Edelweiss Nifty PSU Bond Plus SDL Index Fund 2027 Direct	3,484,910	371.10	—	—
Edelweiss Nifty PSU Bond Plus SDL Index Fund 2027 Regular	3,484,910	370.62	—	—
Aditya Birla SL Nifty 100% SDL April 2027 Direct	2,509,537	265.60	—	—
Aditya Birla SL Nifty 100% SDL April 2027 Regular	2,509,537	265.32	—	—
SBI CPSE Bond Plus SDL September 2026 Direct	5,008,089	530.15	—	—
SBI CPSE Bond Plus SDL September 2026 Regular	5,008,089	529.18	—	—
Axis CRISIL SDL 2027 Debt Index Fund Direct	5,074,600	530.76	—	—
Axis CRISIL SDL 2027 Debt Index Fund Regular	5,075,888	530.08	—	—
DSP Nifty SDL Plus G-Sec Jun 2028 30:70 Index Fund Direct	7,334,850	765.19	—	—
DSP Nifty SDL Plus G-Sec Jun 2028 30:70 Index Fund Regular	7,334,850	764.69	—	—
ABSL NIFTY SDL PLUS PSU BOND SEP 2026 60:40 INDEX FUND Direct	2,430,085	254.98	—	—



STRONG, RESILIENT AND FUTURE-READY

NOTES TO CONSOLIDATED FINANCIAL STATEMENTS FOR THE YEAR ENDED 31st MARCH, 2023

	(₹ in lakhs)			
	As at 31st March, 2023		As at 31st March, 2022	
	No. of Shares/units	Amount	No. of Shares/units	Amount
ABSL NIFTY SDL PLUS PSU BOND SEP 2026 60:40 INDEX FUND Regular	2,430,085	254.94	-	-
Mirae Asset Nifty SDL June 2027 Maturity Index Fund Direct	7,393,968	764.98	-	-
Mirae Asset Nifty SDL June 2027 Maturity Index Fund Regular	7,393,968	764.95	-	-
ICICI Prudential Nifty SDL Sep 2027 Index Fund Direct	7,282,852	755.06	-	-
ICICI Prudential Nifty SDL Sep 2027 Index Fund Regular	7,292,997	755.04	-	-
(ii) Fixed Maturity Plan (FMP)				
SBI Fixed Maturity Plan FMP - Series 41 1498 days Regular Growth	9,999,500	1,110.63	9,999,500	1,057.08
SBI Fixed Maturity Plan FMP - Series 41 1498 days Direct Growth	9,999,500	1,114.87	9,999,500	1,059.24
SBI Fixed Maturity Plan FMP - Series 43 1616 Days Regular Growth	4,999,750	555.37	4,999,750	527.23
SBI Fixed Maturity Plan FMP - Series 43 1616 Days Direct Growth	4,999,750	556.98	4,999,750	528.01
SBI Fixed Maturity Plan FMP - Series 44 1855 Days Regular Growth	7,499,625	825.74	7,499,625	783.52
SBI Fixed Maturity Plan FMP - Series 44 1855 Days Direct Growth	7,499,625	828.02	7,499,625	784.56
SBI Fixed Maturity Plan FMP - Series 45 1840 Days Regular Growth	12,499,375	1,374.28	12,499,375	1,303.20
SBI Fixed Maturity Plan FMP - Series 45 1840 Days Direct Growth	12,499,375	1,377.98	12,499,375	1,304.85
Aditya Birla Sun Life Fixed Term Plan - Series TI 1837 days Direct Growth	9,999,500	1,103.78	9,999,500	1,042.26
Aditya Birla Sun Life Fixed Term Plan - Series TI 1837 days Regular Growth	9,999,500	1,101.97	9,999,500	1,041.48
SBI Fixed Maturity Plan FMP - Series 46 1850 Days Regular Growth	4,999,750	550.34	4,999,750	521.86
SBI Fixed Maturity Plan FMP - Series 46 1850 Days Direct Growth	4,999,750	551.86	4,999,750	522.51
Kotak FMP Series 292 1735 days Regular Growth	9,999,500	1,087.03	9,999,500	1,030.27
Kotak FMP Series 292 1735 days Direct Growth	9,999,500	1,092.03	9,999,500	1,032.23
Nippon India Fixed Horizon Fund - XLIII - Series 1 - 1775 Days Direct Growth	4,999,750	545.65	4,999,750	514.63
Nippon India Fixed Horizon Fund - XLIII - Series 1 - 1775 Days Regular Growth	4,999,750	543.60	4,999,750	513.84
SBI FMP Series 78 - 1170 Days Direct Growth	7,499,625	755.74	-	-
SBI FMP Series 78 - 1170 Days Regular Growth	7,499,625	752.83	-	-
DSP FMP Series 270 - 1144 Days Direct Growth	7,499,625	755.26	-	-
DSP FMP Series 270 - 1144 Days Regular Growth	7,499,625	753.10	-	-
HDFC FMP 1269 Days March 2023 Direct Growth	4,999,750	501.06	-	-
HDFC FMP 1269 Days March 2023 Regular Growth	4,999,750	500.57	-	-
KOTAK FMP Series 310 - 1131 Days Direct Growth	7,499,625	751.23	-	-
KOTAK FMP Series 310 - 1131 Days Regular Growth	7,499,625	750.73	-	-
ABSL Fixed Term Plan - Series - UJ 1110 Days Direct Growth	7,499,625	750.72	-	-


NOTES TO CONSOLIDATED FINANCIAL STATEMENTS FOR THE YEAR ENDED 31st MARCH, 2023

	As at 31st March, 2023		As at 31st March, 2022	
	No. of Shares/units	Amount	No. of Shares/units	Amount
ABSL Fixed Term Plan - Series - UJ 1110 Days Regular Growth	7,499,625	750.38	-	-
Nippon India Fixed Horizon Fund XLV - Series 4 Direct Growth	7,499,625	750.50	-	-
Nippon India Fixed Horizon Fund XLV - Series 4 Regular Growth	7,499,625	750.14	-	-
(iii) EXCHANGE TRADED FUND (ETF)				
Edelweiss Mutual Fund - Bharat Bond ETF - April 2025	246,508	2,815.41	246,508	2,672.54
Nippon India ETF Nifty SDL - 2026 Maturity	3,500,000	4,002.68	3,500,000	3,782.45
Axis AAA Bond PLUS SDL ETF - 2026	15,000,000	1,673.94	15,000,000	1,582.50
(iv) GILT FUND				
Bandhan CRISILIBX Gilt 2027 Index Fund Direct Growth	9,817,484	1,098.07	9,817,484	1,037.12
Bandhan CRISILIBX Gilt 2027 Index Fund Regular Growth	9,822,016	1,093.37	9,822,016	1,034.99
(v) MARKET LINK DEBENTURES				
Aditya Birla Finance Limited MLD	200	2,098.24	-	-
L&T FINANCE LIMITED MLD SR C FY 22 23 BR NCD 24AG24	200	2,097.84	-	-
L&T FINANCE LIMITED MLD SR M BR NCD 20JU25	95	971.51	-	-
MAHINDRA AND MAHINDRA FINANCIA	1,500	1,523.26	-	-
KOTAK MAHINDRA INVESTMENTS LTD	1,500	1,523.10	-	-
SBI FMP - Direct Growth LD 605G	-	-	-	59.21
SBI FMP - Regular Growth L 605G	-	-	-	58.85
Sub Total - (C)		<u>53,506.30</u>		<u>26,909.66</u>
Total Investments measured at FVTPL (A+B+C)		<u>60,737.62</u>		<u>34,218.29</u>
Aggregate amount of quoted investments		768.63		1,026.18
Aggregate amount of unquoted investments		59,968.99		33,192.11
Total other Investments		<u>60,737.62</u>		<u>34,218.29</u>

	As at 31st March, 2023	As at 31st March, 2022
7 TRADE RECEIVABLE		
Non-Current		
(Unsecured, considered good measured at amortised cost)		
Trade Receivable (Includes retention money)	453.02	163.09
Total	<u>453.02</u>	<u>163.09</u>

Trade Receivable ageing Schedule for the year ended as at 31st March, 2023 and 31st March, 2022 :

Particulars	Outstanding for the following periods from due date of payment						Total
	Not Due	Less Than 6 months	6 months - 1 year	1-2 years	2-3 years	More than 3 years	
(i) Undisputed Trade receivables - considered good	191.13	-	0.17	0.30	152.17	-	343.77
	7.78	75.61	48.48	31.23	-	-	163.09
(ii) Disputed Trade receivables - Credit impaired	-	-	-	-	-	109.25	109.25
	-	-	-	-	-	-	-
Total	191.13	-	0.17	0.30	152.17	109.25	453.02
	7.78	75.61	48.48	31.23	-	-	163.09

(Amounts in Italics font pertains to previous year)

8 LOANS - NON CURRENT		
(Unsecured, considered good, measured at amortised cost)		
(i) Staff loans	368.53	229.55
(ii) Other Loans	21.52	102.11
Total	<u>390.05</u>	<u>331.66</u>



STRONG, RESILIENT AND FUTURE-READY

NOTES TO CONSOLIDATED FINANCIAL STATEMENTS FOR THE YEAR ENDED 31st MARCH, 2023

	As at 31st March, 2023	As at 31st March, 2022
9 OTHER NON-CURRENT FINANCIAL ASSETS		(₹ in lakhs)
(Unsecured, considered good, measured at amortised cost)		
Security Deposits	497.52	419.73
Other Deposit	163.57	211.67
Bank Deposits with maturity of more than 12 months (Above bank deposits are pledged as margin money)	–	37.17
	<u>661.09</u>	<u>668.57</u>
10 OTHER NON-CURRENT ASSETS		
Taxes Receivable (other than Income Tax)	619.74	619.74
Capital Advances	97.52	46.36
Other Non-Current Assets*	824.93	73.52
Total	<u>1,542.19</u>	<u>739.62</u>
* Other Non-Current Assets includes advance to a Partnership Firm i.e. Sopan D. Patil & GWRL	21.20	21.20
11 INVENTORIES - CURRENT ASSET		
Raw Materials	6,459.76	5,862.23
Work-in-Progress	3,611.25	3,834.28
FG stock GIT (USA and Chile)	1,695.29	1,845.24
Finished Goods	6,111.55	7,164.22
Traded Goods	655.54	670.11
Stores, Spares, Fuel and Packing Materials	2,903.84	3,017.35
Total	<u>21,437.22</u>	<u>22,393.43</u>

Note:

11.1 For details of inventories pledged refer Note 26 and refer Note 2.8 for basis of valuation.

11.2 There was no material difference between books of accounts and the monthly returns or statements of current assets filed by the Company with banks.

	As at 31st March, 2023		As at 31st March, 2022	
	No. of Shares/units	Amount	No. of Shares/units	Amount
12 INVESTMENTS - CURRENT				(₹ in lakhs)
(a) INVESTMENTS IN MUTUAL FUNDS				
(i) DEBT MUTUAL FUND				
ICICI Prudential Saving Fund Growth	–	–	153,450	665.00
Sundaram Corporate Bond Fund CBDG Direct Growth	–	–	3,705,900	1,240.36
IDFC Banking & PSU Debt Fund -Regular Plan Growth	–	–	3,051,236	610.75
IDFC Banking & PSU Debt Fund - Direct Plan Growth	–	–	3,021,641	616.39
HDFC Bank FMP 1100D	–	–	5,000,000	617.51
Aditya Birla Sun Life Fixed Term Plan Series RC (1295 days)	–	–	20,000,000	2,589.48
L&T FMP Series XVIII - Direct plan 1155D Growth	–	–	5,000,000	633.68
L&T FMP Series XVIII - Regular plan Growth	–	–	5,000,000	630.70
SBI FMP Ser 9 R Plan 1178 DAYS Regular Growth	–	–	5,000,000	608.29
SBI FMP Ser 9 R Plan 1178 DAYS Direct Growth	–	–	5,000,000	612.54
SBI FMP Ser 11 Plan 1178 DAYS Regular Growth	–	–	5,000,000	607.00
SBI FMP Ser 11 Plan 1178 DAYS Direct Growth	–	–	5,000,000	611.15
ICICI FMP - Plan Series 85 - 1127 Days Q	–	–	15,000,000	1,860.59
HDFC FMP 1381D Direct Plan Growth	–	–	20,000,000	2,681.06
Kotak FMP Series 261 Growth	–	–	10,000,000	1,270.71
Sub-total (a)		–	–	<u>15,855.21</u>
(b) FIXED DEPOSITS WITH NBFCs				
Shriram Transport Finance Company Limited		1,000.00		2,001.00
Sub-total (b)		<u>1,000.00</u>		<u>2,001.00</u>
Total Current Investments (a+b)		<u>1,000.00</u>		<u>17,856.21</u>


NOTES TO CONSOLIDATED FINANCIAL STATEMENTS FOR THE YEAR ENDED 31st MARCH, 2023

	As at 31st March, 2023	As at 31st March, 2022
(₹ in lakhs)		
13 TRADE RECEIVABLES		
(Unsecured, considered good, measured at amortised cost)		
(a) Receivable from parties other than related parties		
Unsecured, Considered Good	23,403.56	25,819.24
Less: Provision for expected credit loss	—	(25.27)
	<u>23,403.56</u>	<u>25,793.97</u>
Unsecured, Credit impaired	232.84	(229.06)
Less: Provision for credit impairment	<u>(232.84)</u>	<u>229.06</u>
	—	—
(b) Receivable from related parties		
Garware Technical Fibres US INC	—	—
Garware Technical Fibres Chile SPA	—	—
	—	—
Total	<u>23,403.56</u>	<u>25,793.97</u>

Before accepting any new customer, the company has appropriate levels of control procedures which ensures the potential customer's credit quality and the same are periodically reviewed by the management.

Movement in allowance for doubtful debts

Balance at the beginning of the year	254.33	177.76
Allowance for doubtful debts during the year	—	76.57
Reversal of allowance for doubtful debts during the year	<u>(21.49)</u>	—
Balance at the end of the year	<u>232.84</u>	<u>254.33</u>

Ageing Schedule of Trade Receivables for the year ended as at 31st March, 2023 and 31st March, 2022 :

Particulars	Outstanding for the following periods from due date of payment						Total
	Not Due	Less Than 6 months	6 months - 1 year	1-2 years	2-3 years	More than 3 years	
(I) Undisputed Trade receivables - considered good	16,098.78	5,489.94	779.72	380.56	62.27	41.16	22,852.43
	<i>18599.00</i>	<i>5933.59</i>	<i>408.73</i>	<i>288.16</i>	<i>229.84</i>	<i>234.66</i>	<i>25693.98</i>
(ii) Undisputed Trade receivables considered Credit Impaired	—	—	—	—	—	377.58	377.58
	—	—	—	—	—	353.32	353.32
(iii) Disputed Trade receivables - Credit impaired	—	—	—	—	—	406.39	406.39
	—	—	—	—	—	1.01	1.01
Total Trade Receivables (gross)	16,098.78	5,489.94	779.72	380.56	62.27	825.14	23,636.40
	<i>18599.00</i>	<i>5933.59</i>	<i>408.73</i>	<i>288.16</i>	<i>229.84</i>	<i>588.99</i>	<i>26048.30</i>
Less: Provision for expected Credit Loss/Credit Impairment							(232.84)
							-254.33
Total Trade Receivables (net)							23403.56
							<i>25793.97</i>

(Amounts in Italics font pertains to previous year)

14 (A) CASH AND BANK BALANCES

Cash on hand	15.32	20.77
Balances with banks in current accounts	2,081.40	3,884.97
In Deposits Accounts with maturity less than three months in Liquid Fund	2,065.00	—
Total Cash and Cash Equivalents (A)	<u>4,161.72</u>	<u>3,905.74</u>



STRONG, RESILIENT AND FUTURE-READY

NOTES TO CONSOLIDATED FINANCIAL STATEMENTS FOR THE YEAR ENDED 31st MARCH, 2023

	(₹ in lakhs)			
	As at 31st March, 2023	As at 31st March, 2022		
(B) BANK BALANCES OTHER THAN CASH AND CASH EQUIVALENTS				
Unpaid dividend accounts	71.71	73.94		
Inaccessible balance in bank account	34.24	34.24		
Pledged Term Deposits with maturity less than three months	275.05	33.38		
Term Deposit with maturity above three months and less than twelve months	38.87	-		
Total Bank balances other than cash and cash equivalents (B)	<u>419.87</u>	<u>141.56</u>		
Total (A+B)	<u>4,581.59</u>	<u>4,047.29</u>		
15 LOANS				
Measured at amortised cost				
Unsecured, considered good				
Staff Loan	20.52	194.04		
Total	<u>20.52</u>	<u>194.04</u>		
16 OTHER FINANCIAL ASSET				
(Unsecured, considered good, measured at amortised cost)				
Security Deposit	314.91	259.63		
Other Financial Assets	311.03	51.57		
Interest Accrued on Other Deposits	64.65	97.07		
Total	<u>690.59</u>	<u>408.27</u>		
17 OTHER CURRENT TAX ASSET (NET)				
Advance Tax and Tax Deducted at Source (net of provision)	341.46	104.94		
Total	<u>341.46</u>	<u>104.94</u>		
18 OTHER CURRENT ASSET				
Balance with Government authorities	7,206.50	8,885.62		
Trade Advances	1,193.14	975.84		
Prepayments	201.41	183.89		
Advance to Employees	126.17	72.39		
Others	777.47	467.56		
Total	<u>9,504.68</u>	<u>10,585.30</u>		
19 EQUITY SHARE CAPITAL				
a) Authorised Share Capital				
i) Equity Shares of ₹ 10/- each	50,000,000	5,000.00	50,000,000	5,000.00
ii) Unclassified Shares of ₹ 10/- each	10,000,000	1,000.00	10,000,000	1,000.00
	<u>60,000,000</u>	<u>6,000.00</u>	<u>60,000,000</u>	<u>6,000.00</u>
b) Issued, Subscribed and Fully Paid up				
Equity Shares of ₹ 10/- each	20,378,169	2,037.82	20,618,169	2,061.82
	<u>20,378,169</u>	<u>2,037.82</u>	<u>20,618,169</u>	<u>2,061.82</u>
i) Reconciliation of Number of Shares				
Equity Shares				
Opening Balance	20,618,169	2,061.82	20,618,169	2,061.82
Changes during the year*	(240,000)	(24.00)	-	-
Closing Balance	<u>20,378,169</u>	<u>2,037.82</u>	<u>20,618,169</u>	<u>2,061.82</u>

ii) Rights, Preferences and restrictions attached to Equity Shares:

The Company has only one class of equity shares having a par value of ₹ 10 per Share. Each shareholder of equity shares is entitled for one vote per share. The Dividend proposed by the Board of Directors is subject to the approval of the shareholders in the Annual General Meeting. In the event of liquidation of the Company, the Shareholders of equity shares are eligible to receive remaining assets of the Company, in proportion of their shareholding, after distribution of all preferential amounts, if any.


NOTES TO CONSOLIDATED FINANCIAL STATEMENTS FOR THE YEAR ENDED 31st MARCH, 2023

(₹ in lakhs)

iii) Details of Shareholders holding more than 5% Shares in the Company Equity Shares	As at 31st March, 2023		As at 31st March, 2022
	Mr. V. R. Garware*	1,317,347*	6.46%
Garware Capital Markets Limited	3,568,170	17.51%	3,568,170 17.31%

The above Shareholding represents the legal ownership of shares

* Out of 13,17,347 equity shares, 20 Equity Shares are held by Mr. V. R. Garware, on behalf of Trusts.

** Out of 33,55,739 equity shares, (1) 19,94,084 Equity Shares were registered in the name of Mr. V. R. Garware as Partner of Partnership Firms. Beneficial interest in the said shares was held by the Partnership firms. (2) 20 Equity Shares were held by Mr. V. R. Garware, on behalf of Trusts.

iv) In the period of five years immediately preceding 31st March, 2023:

During the year ended 31st March, 2023, the Company has bought back 2,40,000 equity shares of ₹10/- each under the buyback offer

During the year ended 31st March, 2021, the Company has bought back 3,17,391 equity shares of ₹10/- each under the buyback offer

During the year ended 31st March, 2021, the Company has made Reduction of capital of 9,46,500 equity shares of ₹10/- each, held by GWRL managerial staff welfare trust.

v) Share held by the promoters at end of the year:

Sr. No	Name	No. of Shares		% of total Share		% change during the year
		31.03.2023	31.03.2022	31.03.2023	31.03.2022	31.03.2023
Promoter						
1	Mr. V. R. Garware	1,317,327	1,361,635	6.46	6.60	(0.14)
Promoter group						
2	Mrs. M. V. Garware	10	10	0.00	0.00	0.00
3	Garware Capital Markets Limited	3,568,170	3,568,170	17.51	17.31	0.20
4	VMIR Investment Limited	922,211	922,211	4.53	4.47	0.05
5	VRG Investments Limited	881,400	881,400	4.33	4.27	0.05
6	Vimlabai Garware Research Institute Private Limited	554,339	554,339	2.72	2.69	0.03
7	Moonshine Investments and Trading Company Private Limited	457,945	457,945	2.25	2.22	0.03
8	Manmit Investments and Trading Company Private Limited	284,185	284,185	1.39	1.38	0.02
9	Sanand Investments and Trading Company Private Limited	275,032	275,032	1.35	1.33	0.02
10	Sukukar Holdings and Trading Company Private Limited	256,600	256,600	1.26	1.24	0.01
11	Starshine Comtrade Private Limited	201,720	201,720	0.99	0.98	0.01
12	Gurukrupa Comtrade Private Limited	89,079	89,079	0.44	0.43	0.01
13	Garware Research Institute	2,300	2,300	0.01	0.01	0.00
14	Ramesh Trading Co., through its Partner	1,072,326	1,108,393	5.26	5.38	(0.11)
15	Sunita Trading Co., through its Partner	856,870	885,691	4.20	4.30	(0.09)
16	Vayu Ramesh Garware on behalf of VRG Family Trust	10	10	0.00	0.00	0.00
17	Vayu Ramesh Garware on behalf of Vayu Garware Family Trust	10	10	0.00	0.00	0.00



STRONG, RESILIENT AND FUTURE-READY

NOTES TO CONSOLIDATED FINANCIAL STATEMENTS FOR THE YEAR ENDED 31st MARCH, 2023

	As at 31st March, 2023	As at 31st March, 2022
20 OTHER EQUITY		
RETAINED EARNINGS	87,754.02	72,242.93
OTHER RESERVES		
(a) Capital Reserve	294.38	294.38
(b) Capital Redemption Reserve	238.37	214.37
(c) Share Premium	102.74	125.56
(d) General Reserve	10908.51	22,086.65
(e) Foreign Currency Translation Reserve	303.71	32.82
Total	11,847.71	22,753.78
Grand Total	99,601.73	94,996.71

(₹ in lakhs)

Capital Reserve : On Account of forfeiture Share ₹ 12.32 lakhs in 2014-15, ₹ 12.43 lakhs in 2004-05; reduction shares 9,46,500 shares of ₹ 10/- each of GWRL managerial staff welfare trust ₹ 94.65 lakhs and US Subsidiary reserve ₹ 127.50 lakhs

Capital Redemption reserve : The Company has bought back 90,193 shares in 2014-15; 17,36,097 shares in 2013-14; 3,17,391 shares in 2020-21 and 2,40,000 shares in 2022-23 of ₹ 10/- each

Share Premium Account : Related to Forfeited shares

General Reserve : General reserve is created time to time by way of transfer of profit from Retained Earning for appropriation purpose.

Foreign Currency Translation Reserve : Related to foreign currency translation of Chile and USA subsidiary

21 NON-CURRENT TRADE PAYABLE

Measured at Amortised Cost

Retention money payable

Total

271.13

333.31

271.13

333.31

Trade Payables ageing Schedule for the year ended as at 31st March, 2023 and 31st March, 2022 :

Particulars	Outstanding for the following periods from due date of payment					
	Not Due	Less Than 1 year	1-2 years	2-3 years	More than 3 years	Total
(i) Undisputed dues - MSME	-	-	-	-	-	-
	-	<i>0.44</i>	-	-	-	<i>0.44</i>
(ii) Undisputed dues - Others	271.13	-	-	-	-	271.13
	<i>332.87</i>	-	-	-	-	<i>332.87</i>
Total	271.13	-	-	-	-	271.13
	<i>332.87</i>	<i>0.44</i>	-	-	-	<i>333.31</i>

(Amounts in Italics font pertains to previous year)

22 NON-CURRENT FINANCIAL LIABILITY

Measured at Amortised Cost

Security Deposit from Contractor

406.83

301.26

406.83

301.26

23 NON-CURRENT FINANCIAL LIABILITY

Lease Liabilities

59.80

-

59.80

-

24 NON CURRENT PROVISIONS

Provision for Employee Benefits *

806.35

754.16

Total

806.35

754.16

* Provision for employee benefits includes provision for Leave encashment, Super annuation and Gratuity (refer Note No. 41)

25 DEFERRED TAX (ASSET) / LIABILITIES

Deferred Tax relates to the following

Depreciation and Amortisation

2,906.51

2,984.20

Employee Benefit Obligation

(233.60)

(207.61)

Provision for Doubtful Debts

(140.66)

(29.61)

Financial Asset / Liabilities measured at FVTPL

551.92

545.82

Financial Asset / Liabilities measured at FVOCI

7.70

78.84

Financial Asset / Liabilities measured at Amortised Cost

-

-

Others

(45.20)

(20.67)

Deferred Tax Liability (Net)

3,046.66

3,350.97


NOTES TO CONSOLIDATED FINANCIAL STATEMENTS FOR THE YEAR ENDED 31st MARCH, 2023

(₹ in lakhs)

	As at 31st March, 2023	As at 31st March, 2022
26 BORROWING-CURRENTS		
Secured (at amortised cost)		
- From banks		
Working Capital Facilities	13,286.35	7,957.29
Total	<u>13,286.35</u>	<u>7,957.29</u>

Note:

Loans availed from Bank of India Consortium are secured by a first charge, pari passu, by way of hypothecation of the Company's current assets, viz. raw materials, stock-in-process, semi-finished goods, finished goods, stores & spares (not relating to Plant & Machinery), bills receivable, and book debts. Secured loan including post shipment credit carries an interest rate ranging from 5.95% to 6.45 % p.a. for repayments on various dates ranging up to 180 days.

27 CURRENT FINANCIAL LIABILITIES

Lease Liabilities Refer note 52

9.18	-
<u>9.18</u>	<u>-</u>

28 TRADE PAYABLE-CURRENT

Measured at Amortised Cost

Outstanding dues of Micro Enterprises & Small Enterprises

Outstanding dues of creditors other than Micro Enterprises & Small Enterprises

124.18	140.49
19,264.05	20,909.08
<u>19,388.23</u>	<u>21,049.57</u>

Total

Note:

Refer Note 46 for discussion on company's credit risk management policies and procedures.

Trade Payables ageing Schedule for the year ended as at 31st March, 2023 and 31st March, 2022 :

Particulars	Outstanding for the following periods from due date of payment					Total
	Not Due	Less Than 1 year	1-2 years	2-3 years	More than 3 years	
(i) Undisputed dues - MSME	122.34	1.84	-	-	-	124.18
	<i>135.52</i>	<i>4.91</i>	<i>0.06</i>	-	-	<i>140.49</i>
(ii) Undisputed dues - Others	12,694.23	6,190.28	142.38	42.26	124.54	19193.70
	<i>16,635.80</i>	<i>3,815.83</i>	<i>119.92</i>	<i>60.69</i>	<i>119.99</i>	<i>20752.22</i>
(iii) Disputed dues - MSME	-	-	-	-	-	-
	-	-	-	-	-	-
(iv) Disputed dues - Others	-	-	-	-	70.35	70.35
	-	-	-	-	<i>156.87</i>	<i>156.87</i>
Total	12,816.57	6,192.12	142.38	42.26	194.89	19388.23
	<i>16,771.32</i>	<i>3,820.74</i>	<i>119.98</i>	<i>60.69</i>	<i>276.86</i>	<i>21049.57</i>

(Amounts in Italics font pertains to previous year)

29 OTHER CURRENT FINANCIAL LIABILITIES

Payable to Employees

Unpaid Dividend (refer note below)

Security deposit from Customer

Other Payables

Total

1,575.91	1,304.77
71.71	73.94
146.50	144.60
379.04	548.08
<u>2,173.16</u>	<u>2,071.39</u>

Note: In respect of unclaimed dividend, the actual amount is transferred to investor protection fund on the determined due date.



STRONG, RESILIENT AND FUTURE-READY

NOTES TO CONSOLIDATED FINANCIAL STATEMENTS FOR THE YEAR ENDED 31st MARCH, 2023

	As at 31st March, 2023	As at 31st March, 2022
		(₹ in lakhs)
30 OTHER CURRENT LIABILITY		
Unearned revenue*	4,214.13	4,500.09
Advance received from Customers	3,194.07	3,109.41
Statutory dues and other liabilities	363.08	408.25
Total	<u>7,771.28</u>	<u>8,017.75</u>
* Includes Discount and Commission.		
31 CURRENT PROVISIONS		
Provision for Employee Benefits*	428.67	465.02
Total	<u>428.67</u>	<u>465.02</u>
* Provision for employee benefits includes provision for Leave Encashment, Super Annuation and Gratuity (refer Note No. 41)		
32 CURRENT TAX LIABILITY (NET)		
Provision for Taxation (net of Advance Tax and Tax Deducted at Source)	29.80	148.63
Total	<u>29.80</u>	<u>148.63</u>
		(₹ in lakhs)
33 REVENUE	For the year ended 31st March, 2023	For the year ended 31st March, 2022
Sale of Products and Services		
Manufactured Goods	118,239.82	110,311.66
Traded Goods	3,298.52	1,587.67
Contracts for Supply & Installation	7,052.35	5,259.63
Other operating Revenue		
Sale of Scrap	1,090.86	1,000.76
Sale of Raw Material	757.53	527.01
Miscellaneous Receipts	115.77	253.14
Total	<u>1,964.16</u>	<u>1,780.91</u>
	<u>130,554.85</u>	<u>118,939.87</u>
Disaggregation of revenue		
Revenue based on Geography		
Domestic	49,879.10	41,872.04
Export	80,675.75	77,067.83
Revenue from operations	<u>130,554.85</u>	<u>118,939.87</u>
Revenue based on Business Segment		
Synthetic Cordage	109,851.79	102,591.80
Fibre and Industrial Products & Projects	20,703.06	16,348.07
Total Revenue from operation	<u>130,554.85</u>	<u>118,939.87</u>
Reconciliation of Revenue from operations with contract price		
Contract Price	131,406.36	119,894.18
Less:- Discounts and Incentives	(851.51)	(954.31)
Total Revenue from operation	<u>130,554.85</u>	<u>118,939.87</u>
34 OTHER INCOME		
Interest income from financial asset carried at amortised cost		
Bank deposits	329.63	366.27
From other financial assets	15.54	26.16
Dividend income from equity investments designated at FVTOCI	-	13.17
Fair Value Gain at financial instruments at FVTPL	187.44	1,940.18
Fair Value Gain at financial instruments at Amortised cost	2,060.28	-
Gain on sale/redemption of investments	197.54	208.21
Other non-operating income	0.05	-
Total	<u>2,790.48</u>	<u>2,554.00</u>


NOTES TO CONSOLIDATED FINANCIAL STATEMENTS FOR THE YEAR ENDED 31st MARCH, 2023

	(₹ in lakhs)	
	For the year ended 31st March, 2023	For the year ended 31st March, 2022
35 COST OF MATERIAL CONSUMED		
Opening Stock at the beginning of the year	5,862.23	6,232.60
Add : Purchases	37,017.14	34,411.19
Less : Closing Stock at the end of the year	<u>(6,459.76)</u>	<u>(5,862.23)</u>
Total	<u>36,419.61</u>	<u>34,781.56</u>
36 CHANGES IN INVENTORIES OF FINISHED GOODS, WORK-IN-PROGRESS AND TRADED GOODS		
(a) Opening Stock at the beginning of the year		
Work-in-Progress	3,834.28	3,491.53
Finished Goods	9,010.24	6,373.85
Traded Goods	670.11	666.01
	<u>13,514.63</u>	<u>10,531.39</u>
(b) Closing Stock at the end of the year		
Work-in-Progress	3,611.25	3,834.28
Finished Goods	7,806.84	9,010.24
Traded Goods	655.54	670.10
	<u>12,073.62</u>	<u>13,514.62</u>
Net Total (Increase) / Decrease	<u>1,441.01</u>	<u>(2,983.23)</u>
37 EMPLOYEE BENEFIT EXPENSES		
Salaries, Wages and Bonus	14,966.36	13,272.91
Contribution to Provident and other Funds (Note No. 38)	851.72	820.35
Staff Welfare	867.65	888.69
Total	<u>16,685.74</u>	<u>14,981.95</u>
38 FINANCE COST		
Interest expenses on borrowings *	817.57	776.83
Interest expense on Lease Liability	1.89	-
Bank charges	375.85	280.48
Total	<u>1,195.32</u>	<u>1,057.31</u>
* Interest expenses includes ₹ 425.55 lakhs (Previous year ₹ 433.93 lakhs) on account of interest on borrowings from related parties.		
39 OTHER EXPENSES		
Stores and Spares consumed	5,795.67	6,936.28
Master Batch and Additive consumed	3,153.83	2,647.15
Packing materials consumed	1,526.36	1,567.52
Power, Fuel and Water Charges	4,386.10	4,091.15
Processing and Testing Charges	10,727.95	10,963.95
Installation Contract related expenses	2,813.02	1,954.70
Administrative, Selling and General Expenses		-
Advertisement & Sales Promotion expenses	890.39	655.26
Rent	549.76	489.00
Rates, Taxes and Octroi	208.04	155.24
Insurance	395.06	339.54
Transport and Forwarding Charges -Export	7,845.22	8,889.23
Transport and Forwarding Charges - Domestic	<u>2,350.51</u>	<u>2,433.54</u>



STRONG, RESILIENT AND FUTURE-READY

NOTES TO CONSOLIDATED FINANCIAL STATEMENTS FOR THE YEAR ENDED 31st MARCH, 2023

	For the year ended 31st March, 2023	For the year ended 31st March, 2022
		(₹ in lakhs)
Repairs and Maintenance		
Buildings	66.80	39.57
Plant and Machinery	1,461.19	1,814.12
Others	541.96	450.47
Travelling Expenses	1,637.11	719.19
Discount and Commission on sales	650.99	379.75
Bad Debts	105.03	51.37
Provision for Doubtful Debts	(21.49)	76.57
Legal and Professional Charges	2,717.03	1,627.26
Auditors' Remuneration		
Audit Fees	14.45	16.95
Fees for other Services	43.85	25.43
Out of pocket expenses	3.43	2.13
Establishment and other miscellaneous expenses	1,974.50	1,814.79
Exchange (Gain) / Loss (net)	(1,221.18)	(1,766.96)
Directors' Fees	6.40	7.00
Corporate Social Responsibility	339.84	320.04
Managerial Remuneration	-	-
(Profit) / Loss on Fixed Assets Discarded	28.16	21.10
Total	<u>48,989.97</u>	<u>46,721.34</u>
Detail of CSR Expenditure;		
Amount required to spent during the year	320.04	284.86
Amount spent during the year	165.43	65.13
Amount transferred as per statutory requirement to be spent in next year	154.61	219.73
Research and development cost		
The company has incurred expenses on research and development at research and development facilities (Chinchwad and Wai Plant) approved and recognised by the Ministry of Science and Technology, Government of India (DSIR).		
Revenue expenditure charged to statement of profit and loss	1,040.93	924.67
Capital expenditure	72.36	43.53
40 Income taxes		
The major components of income tax expenses for the year ended 31st March, 2023 & 31st March, 2022.		
Statement of Profit and Loss:		
Current income tax charges		
Current income tax	5,397.32	5,390.72
Deferred tax		
Relating to origination and reversal of temporary differences	(299.46)	(227.47)
Income tax expenses reported in the Statement of profit and loss	<u>5097.86</u>	<u>5,163.25</u>
Other comprehensive income		
Remeasurement of Investment in Equity Instruments	(246.77)	0.87
Net gain or loss on remeasurements of defined benefit plans	(26.43)	(82.18)
Income tax related to items that will not be reclassified to profit or loss	7.70	12.15
Deferred tax charged / (Credited) in other comprehensive income	<u>(265.51)</u>	<u>(69.16)</u>


NOTES TO CONSOLIDATED FINANCIAL STATEMENTS FOR THE YEAR ENDED 31st MARCH, 2023

Reconciliation of tax expenses and accounting profit multiplied by India's domestic tax rate for the year ended 31st March, 2023 & 31st March, 2022.

(₹ in lakhs)

Particulars	For the year ended 31st March, 2023	For the year ended 31st March, 2022
Accounting profit before tax (before exceptional items)	22,317.83	21,641.31
At India's statutory income tax rate of 25.168%	5,616.95	5,446.68
Fair value gain of FVTOCI investment Dividend income	(615.42)	(540.71)
Difference in book and IT depreciation	47.36	53.01
Others	(65.40)	77.72
Tax on Capital gain income	413.82	354.02
Income Tax expenses reported in the Statement of Profit and Loss (A)	5,397.32	5,390.72
Tax Expenses recognised in Statement of Profit and Loss		
Incremental Deferred Tax Liability on account of Property, Plant and Equipment and Intangible Assets	142.68	(15.15)
Incremental Deferred Tax Liability / (Asset) on account of Financial Assets and Other items	(442.14)	(212.32)
Deferred Tax Provision (B)	(299.46)	(227.47)
Total Expenses recognised in Statement of Profit and Loss (A+B+C)	5,097.86	5163.25

Appeals filed against income tax assessment orders for AY 2013-14 to AY 2019-20 are pending before the first appellate authority as on 31st March 2023.

41 Gratuity

The Company operates a defined benefit plan viz. gratuity for its employees. Under the gratuity plan, every employee who has completed at least specified years of service gets a gratuity on departure @ 15 days (minimum) of the last drawn salary for each completed year of service. The scheme is funded with an insurance Company in the form of qualifying insurance policy. The fund has formed a trust and it is governed by the Board of Trustees.

The fund is subject to risks such as asset volatility, changes in bond yields and asset liability mismatch risk. In managing the plan assets, Board of Trustees reviews and manages these risks associated with the funded plan. Each year, the Board of Trustees reviews the level of funding in the gratuity plan. Such a review includes asset-liability matching strategy and investment risk management policy (which includes contributing to plans that invest in risk-averse markets). The Board of Trustees aim to keep annual contributions relatively stable at a level such that no plan deficit (based on valuation performed) will arise.

I Changes in the net benefit obligation and fair value of plan assets are as follows:

(₹ in lakhs)

Particulars	Present value of obligation	Fair value of plan assets	Net amount
1st April, 2021	2,834.99	(2,095.84)	739.15
Current Service Cost	158.89	–	158.89
Interest Cost / (Income)	192.78	(142.52)	50.26
Total amount recognised in Profit or Loss	351.67	(142.52)	209.15
Actuarial (Gains)/Losses on Obligations - Due to Experience	210.26	–	210.26
Actuarial (Gains)/Losses on Obligations - Due to Change in Financial Assumptions	(109.45)	–	(109.45)
Actuarial (Gains)/Losses on Obligations - Due to Change in Demographic Assumptions	(3.03)	–	(3.03)
Return on Plan Assets, Excluding Interest Income		(15.60)	(15.60)
Total amount recognised in Other Comprehensive Income	97.78	(15.60)	82.18
Contributions by the Employer	–	(644.52)	(644.52)
Benefit Paid From the Fund	(197.65)	197.65	–
31st March, 2022	3,086.79	(2,700.82)	385.97



STRONG, RESILIENT AND FUTURE-READY

NOTES TO CONSOLIDATED FINANCIAL STATEMENTS FOR THE YEAR ENDED 31st MARCH, 2023

(₹ in lakhs)

Particulars	Present value of obligation	Fair value of plan assets	Net amount
Current Service Cost	169.42	–	169.42
Interest Cost / (Income)	223.17	(195.27)	27.91
Total amount recognised in Profit or Loss	392.60	(195.27)	197.33
Actuarial (Gains)/Losses on Obligations - Due to Experience	(18.64)	–	(18.64)
Actuarial (Gains)/Losses on Obligations - Due to Change in Financial Assumptions	(66.07)	–	(66.07)
Actuarial (Gains)/Losses on Obligations - Due to Change in Demographic Assumptions	–	–	–
Return on Plan Assets, Excluding Interest Income	–	111.14	111.14
Total amount recognised in Other Comprehensive Income	(84.71)	111.14	26.43
Contributions by the Employer	–	(302.79)	(302.79)
Benefit Paid From the Fund	(127.21)	127.21	–
31st March, 2023	3,267.47	(2,960.54)	306.93

II The net liability disclosed above relates to funded plans are as follows :

(₹ in lakhs)

Particulars	31st March, 2023	31st March, 2022	31st March, 2021
Present value of funded obligation	(3,267.47)	(3,086.79)	(2,834.99)
Fair value of plan assets	2,960.54	2,700.82	2,095.84
Funded Status (Surplus / (Deficit))	(306.93)	(385.97)	(739.15)

III Significant estimates

The principal actuarial assumptions were as follows :

Particulars	31st March, 2023	31st March, 2023	31st March, 2022
Discount rate	7.50%	7.23%	6.80%
Salary growth rate	5.00%	6.00% p.a. for the next 2 years, 5% p.a. thereafter, starting from the 3rd year	6.00% p.a. for the next 2 years, 5% p.a. thereafter, starting from the 3rd year
Normal retirement age	58/60 years	58/60 years	58/60 years
Mortality table	Indian Assured Lives Mortality (2012-14) Urban	Indian Assured Lives Mortality (2012-14) Urban	Indian Assured Lives Mortality (2012-14) Urban
Employee turnover	2.00%	2.00%	2.00%

IV Sensitivity analysis

The sensitivity of defined obligation to changes in the weighted principal assumptions is:

Assumption	Impact on defined benefit obligation	
	31st March, 2023	31st March, 2022
Discount rate		
1.00% increase	Decrease by 226.49	Decrease by 232.15
1.00% decrease	Increase by 256.33	Increase by 264.46
Future salary increase		
1.00% increase	Increase by 260.20	Increase by 267.46
1.00% decrease	Decrease by 233.64	Decrease by 238.66
Attrition Rate		
1.00% increase	Increase by 42.23	Increase by 39.97
1.00% decrease	Decrease by 46.58	Decrease by 44.30


NOTES TO CONSOLIDATED FINANCIAL STATEMENTS FOR THE YEAR ENDED 31st MARCH, 2023

The above sensitivity analysis is based on a change in assumption while holding all other assumptions constant. In practice, this is unlikely to occur and changes in some of the assumptions may be correlated. When calculating the sensitivity of the defined benefit obligation to significant actuarial assumptions the same method (present value of defined benefit obligation calculated with the Projected Unit Credit Method at the end of the reporting period) has been applied as when calculating the defined benefit liability recognised in the balance sheet.

The method and types of assumptions used in preparing the sensitivity analysis did not change compared to the previous periods.

The following are the expected cash flows to the defined benefit plan in future years: (₹ in lakhs)

Particulars	31st March, 2023	31st March, 2022
Within next 12 months	298.76	240.72
Between 1-10 years	2680.03	2319.20
11 years & above	3423.39	3651.34

V The major categories of plan assets are as follows:

(₹ in lakhs)

Particulars	31st March, 2023	31st March, 2022
Investments with Insurer (LIC of India)	0.01%	0.01%
HDFC Standard Life Insurance	99.99%	99.99%

42 Segment Reporting

- The Company's operating businesses are organized and managed separately according to the nature of products and services provided, with each segment representing a strategic business unit that offers different products and serves different markets. These business segments are : 1. Synthetic Cordage 2. Fibre and Industrial Products & Projects. Segments based on the location of the customers are identified as Secondary Segments.
- Segment Accounting Policies are the same as those used in the preparation of the Financial Statements. The company generally accounts for inter-segment sales and transfers at cost plus appropriate margins.
- The segment revenues and segment expenses are directly attributable to the segments, except certain expenses which are not allocated to any segments by using appropriate basis. All other expenses which are not attributable or allocable to the segments have been disclosed as unallocable expenses.
- The segment assets and liabilities are directly attributable to the segments, except certain assets and liabilities which are allocated to the segments using appropriate basis. All other assets and liabilities are disclosed as unallocable.

i) Primary Segment Report

(₹ in lakhs)

Particulars	Year 2022-2023				Year 2021-2022			
	Synthetic Cordage	Fibre and Industrial Products & Projects	Unallocated	Total	Synthetic Cordage	Fibre and Industrial Products & Projects	Unallocated	Total
i) Segment Revenue	109,899.71	22,701.36	-	132,601.07	103,032.09	18,420.07	-	121,452.16
Inter-segment revenue	(551.19)	(1,495.03)	-	(2,046.22)	(440.23)	(2,072.00)	-	(2,512.29)
Sales/Income From operations	109,348.52	21,206.33	-	130,554.85	102,591.80	16,348.07	-	118,939.87
ii) Depreciation and amortization	1,991.38	237.61	1.76	2,230.75	1,905.84	240.14	-	2,145.98
iii) Segment Result	21,909.31	2,639.82	-	24,549.13	21,356.12	2,212.56	-	23,568.68
Less -								
i) Interest				(1,195.32)				(1,057.31)
ii) Other Unallocable expenditure net of unallocable (income)				(1,035.99)				(870.06)
Total profit before tax				22,317.83				21,641.31
iv) Segment Assets	61,580.68	10,332.57	77,403.76	149,317.00	63,388.92	10,760.27	67,358.69	141,507.88
v) Segment Liabilities	26,224.42	4,808.97	16,644.08	47,677.46	27,370.89	5,375.57	11,702.90	44,449.36



STRONG, RESILIENT AND FUTURE-READY

NOTES TO CONSOLIDATED FINANCIAL STATEMENTS FOR THE YEAR ENDED 31st MARCH, 2023

Reconciliation of Profit

(₹ in lakhs)

Particulars	31st March, 2023	31st March, 2022
Segment Profit	24,549.13	23,568.68
Other Income	2,785.22	2,554.00
Finance Cost	(1,187.46)	(1,057.31)
Other Corporate Costs	(3,829.06)	(3,434.06)
Profit Before Tax and discontinued operations	22,317.83	21,641.31

Reconciliation of Assets

(₹ in lakhs)

Particulars	31st March, 2023	31st March, 2022
Segment operating assets	71,913.25	74,149.29
Investments	61,738.62	52,075.50
Cash and bank balances	4,581.59	4,047.30
Balances with government authorities	7,206.50	8,885.62
Other unallocable assets	3,877.05	2,350.27
Total assets	149,317.00	131,887.78

Reconciliation of liabilities

(₹ in lakhs)

Particulars	31st March, 2023	31st March, 2022
Segment operating liabilities	31,033.38	32,746.46
Borrowings	13,286.35	7,957.29
Income tax liabilities (Net)	3,076.46	3,499.61
Other unallocable liabilities	281.26	246.00
Total liabilities	47,677.46	50,777.08

ii) Information about geographic segment

Revenue from external customers

(₹ in lakhs)

Particulars	31st March, 2023	31st March, 2022
India	49,879.10	41,872.04
Outside India	80,675.75	77,067.83
Total	130,554.85	118,939.87

iii) Notes :

The business segments viz. 'Synthetic Cordage' and 'Fibre and Industrial Products and Projects' are considered as the primary segments. Synthetic Cordage comprises of Ropes, Twines and Nettings made of Twine. Fibre and Industrial Products & Projects segment comprises of Fibre, Synthetic Fabric, Yarn, Woven and Non-Woven Textiles, Secugrids, Coated steel gabions, Machinery and project. Inter-segment sales are accounted for at market value.

The Geographical Segments on the basis of location of customers are considered as secondary segments. Sales are recognised as sales to customers in India and sales to customers outside India. As the Company has integrated manufacturing facilities, it is not possible to directly attribute or allocate on a reasonable basis, the expenses, assets and liabilities to the Geographical Segment.


NOTES TO CONSOLIDATED FINANCIAL STATEMENTS FOR THE YEAR ENDED 31st MARCH, 2023
43 DISCLOSURE OF THE TRANSACTIONS WITH RELATED PARTIES, FOR THE YEAR ENDED ON 31ST MARCH, 2023
(I) List of Related Parties & Relationship :
A. Subsidiaries

- | | |
|---|--|
| 1. Garware Technical Fibres USA Inc. | 2. Garware Technical Fibres Chile SpA |
| 3. Garware Environmental Services Pvt. Ltd. | 4. Garware Technical Textile Pvt. Ltd. |
| 5. Garware Technical Fibres Foundation | |

B. Associate Company

- | |
|-------------------------------|
| 1. Garware Meditech Pvt. Ltd. |
|-------------------------------|

C. Executive Directors - Key Managerial Personnel

- | |
|----------------------|
| 1. Mr. V. R. Garware |
|----------------------|

D. Non Executive Directors

- | | |
|--|---|
| 1. Mrs. M. V. Garware | 2. Mr. R. M. Telang - Independent Director |
| 3. Mr. S. P. Kulkarni - Independent Director | 4. Dr. S. S. Rajpathak - Independent Director |
| 5. Ms. Mallika Sagar - Independent Director | |

E. Enterprises over which control is exercised by the individual listed at 'C' above

- | | |
|--|---|
| 1. Garware Capital Markets Ltd. | 2. VMIR Investment Ltd. |
| 3. VRG Investments Ltd. | 4. Vimlabai Garware Research Institute Pvt. Ltd. |
| 5. Moonshine Investments & Trading Company Pvt. Ltd. | 6. Manmit Investment & Trading Company Pvt. Ltd. |
| 7. Sanand Investments & Trading Company Pvt. Ltd. | 8. Sukukar Holdings & Trading Company Pvt. Ltd. |
| 9. Starshine Comtrade Pvt. Ltd. | 10. Gurukrupa Comtrade Pvt. Ltd. |
| 11. Garware Research Institute | 12. Garware Infrastructure Pvt. Ltd. |
| 13. VRG Business Ventures Pvt. Ltd. | 14. Vallabhi Tradecom LLP. |
| 15. Ramesh Trading Company | 16. Sunita Trading Company |
| 17. VG Trading Company | 18. VRG Trading Company |
| 19. Vayu Garware Family Trust | 20. VRG Family Trust |
| 21. VG Family Trust | 22. Vayu Garware 2 Family Trust |
| 23. VRG 2 Family Trust | 24. Vayu Garware 3 Family Trust |
| 25. VRG 3 Family Trust | 26. Consolidated Agricultural & Dairy Farming Co. Pvt. Ltd. |

(II) Following are the transactions with the related parties mentioned in A, B, C, D and E above during the year ended on 31st March, 2023:

(₹ in lakhs)

Sr. No.	Particulars	Subsidiaries/ Joint Venture Companies	Associate Companies	Enterprises Owned or significantly Influenced by Key Management Personnel or Their Relatives	Executive Directors - Key Management Personnel	Non-Executive Directors	Total
	Transactions with Related Parties						
1	Deposit Received	-	-	3,995.00	-	-	3,995.00
		-	-	<i>4,038.00</i>	-	-	<i>4,038.00</i>
2	Deposit Refund	-	-	3,995.00	-	-	3,995.00
		-	-	<i>4,038.00</i>	-	-	<i>4,038.00</i>
3	Interest paid on Deposits	-	-	425.55	-	-	425.55
		-	-	<i>433.93</i>	-	-	<i>433.93</i>
4	Director Remuneration*	-	-	-	1,007.65	-	1,007.65
		-	-	-	<i>992.76</i>	-	<i>992.76</i>
5	Directors Sitting Fees	-	-	-	-	6.40	6.40
		-	-	-	-	<i>7.20</i>	<i>7.20</i>
6	Dividend paid	-	-	664.10	95.31	0.02	759.43
		-	-	<i>237.18</i>	<i>34.04</i>	<i>0.01</i>	<i>271.23</i>
	Balance as on 31st March, 2023						
7	Balance (Payable) / Receivable *	-	-	-	(400.00)	-	(400.00)
		-	-	-	<i>(670.00)</i>	-	<i>(670.00)</i>

(Amounts in Italics font pertains to previous year)

Note:

* The above figures do not include provision for leave encashment and gratuity fund, as separate figures are not available for the Executive Director - Key Management Personnel.

* Includes commission paid / payable to Executive Director - Key Management Personnel ₹ 400 lakhs (Previous year ₹ 670 lakhs). For Investment in related parties as at 31st March, 2023 refer Note No. 5.



STRONG, RESILIENT AND FUTURE-READY

NOTES TO CONSOLIDATED FINANCIAL STATEMENTS FOR THE YEAR ENDED 31st MARCH, 2023

	(₹ in lakhs)	
	31st March, 2023	31st March, 2022
44 EARNINGS PER SHARE (EPS)		
BASIC AND DILUTED EPS		
Net Profit attributable to Equity Shareholders of the Company	17,219.97	16,478.09
Weighted Average No. of Equity Shares of ₹ 10/- each (No. in lakhs)	206.12	206.18
Basic And Diluted Earning Per Share (₹)	83.54	79.92
45 CONTINGENT LIABILITIES :		
In respect of matters under dispute		
- Sales Tax	9.15	9.15
- BG Encashment claim	3,163.85	3,163.85
- Income tax	731.56	-
- Octroi	21.64	21.64
46 Estimated amount of contracts remaining to be executed on Capital Account and not provided for net of Advances ₹ 479.22 lakhs (As at 31st March, 2022 ₹ 569.15 lakhs).		
47 INTEREST IN FIRM/ JOINT VENTURE :		
The Company has entered into a partnership agreement (Sopan D. Patil & GWRL J.V) in which the company holds 40% share in profit / loss to execute Geo-Synthetics Work - Contract value worth ₹ 577.31 lakhs. During the year ended 31.03.2023, the said partnership has incurred a loss of ₹ (0) lakhs (As at 31st March, 2022 ₹ (0.01) lakhs).		
Current assets	0.77	0.77
Non-current assets	15.40	15.40
Current liabilities	-	-
Non-current liabilities	(21.04)	(21.04)
Reserve & Surplus	4.87	4.87
Revenue	-	-
Cost of material consumed	-	-
Employee benefit expenses	-	-
Other expenses	-	(0.01)
Profit / (loss) before tax	-	(0.01)
Income-tax expenses	-	-
Profit / (loss) after tax	-	(0.01)


NOTES TO CONSOLIDATED FINANCIAL STATEMENTS FOR THE YEAR ENDED 31st MARCH, 2023
48 Analytical Ratios

The following are analytical ratios for the year ended March 31, 2023 and March 31, 2022

Particulars	Formula	For the year ended 31st March, 2023	For the year ended 31st March, 2022	Variance
A Balance Sheet related ratios:				
Current Ratio*	Total Current assets	60,979.62	81,383.46	
	Total Current Liabilities	43,086.68	39,709.65	
		1.42	2.05	(31%)
Debt-Equity Ratio **	Total borrowing	13,286.35	7,957.29	
	Net worth	101,639.55	97,058.53	
		0.13	0.08	59%
Debt Service Coverage Ratio	Earnings available for debt service	20,646.03	19,681.34	
	Debt Service (Interest Payment + Principal Repayment)	1,195.32	1,057.31	
		17.27	18.61	(7%)
Inventory turnover ratio	Cost of Goods Sold	41,925.72	34,945.98	
	Average Inventory	21,915.33	20,717.63	
		1.91	1.69	13%
Trade receivable turnover ratio	Total Sales	130,554.85	118,939.87	
	Average Trade receivables	23,856.58	25,167.21	
		5.47	4.73	16%
Trade payable turnover ratio	Total Purchase + Other Expenses	90,072.22	84,280.18	
	Average Trade payable	20,521.12	23,254.65	
		4.39	3.62	21%
Net capital turnover ratio*	Total Sales	130,554.85	118,939.87	
	Average Working Capital	29,783.37	39,104.31	
		4.38	3.04	44%
B Profit & Loss related ratios				
Return on equity ratio	Profit After Tax	17,219.97	16,478.06	
	Net worth	101,639.55	97,058.53	
		16.9%	17.0%	0%
Net profit ratio	Profit After Tax	17,219.97	16,478.06	
	Sales	130,554.85	118,939.87	
		13.2%	13.9%	(5%)
Return on capital employed	Earnings Before Interest and Tax	23,513.14	22,698.61	
	Average Capital Employed	113,169.68	101,624.65	
		20.8%	22.3%	(7%)
Return on investment	Treasury Income	2,045.26	2,148.39	
	Average invested funds in treasury investments	49,636.08	43,942.45	
		4.9%	4.9%	1%

* Mainly due to reduction in current investment and increase in current borrowing.

** Mainly due to increase in borrowing.

49 There have been no transactions carried out in Crypto Currency or Virtual Currency during the year, neither the Company holds any balances in the same.



STRONG, RESILIENT AND FUTURE-READY

NOTES TO CONSOLIDATED FINANCIAL STATEMENTS FOR THE YEAR ENDED 31st MARCH, 2023

50 Transaction with struck off companies

Balances as at 31st March, 2023

Nature of Transaction with struck off company	Name of struck off company	Balance outstanding	Relationship with struck off company
Company's shares held	Genex Infraproject Limited	100	Share holder
	Fairgrowth Investments Limited	60	Share holder
	Wall Street Securities And Investments India Limited	20	Share holder
	K P R Developers Limited	501	Share holder
Investments in securities		NA	
Receivables		NA	
Payables		NA	
Other outstanding balances (to be specified)		NA	

Balances as at 31st March, 2022

Nature of Transaction with struck off company	Name of struck off company	Balance outstanding	Relationship with struck off company
Company's shares held	Genex Infraproject Limited	100	Share holder
	Sujeer Nayak Trading Enterprises Pvt. Ltd.	208	Share holder
Investments in securities		NA	
Receivables		NA	
Payables		NA	
Other outstanding balances (to be specified)		NA	

51 Disclosures pertaining to Corporate Social Responsibility

(₹ in lakhs)

Particulars	31st March, 2023	31st March, 2022
Amount required to be spent by the company during the year	339.83	320.04
Amount of expenditure incurred during the year on:		
(i) Construction/acquisition of asset	–	–
(ii) On purposes other than (i) above	339.83*	320.04**
Shortfall at the end of the year	–	–
Total of previous years shortfall	–	–
Reason for shortfall	NA	NA
Details of related party transactions	–	–
Where a provision is made with respect to a liability incurred by entering into a contractual obligation, the movements in the provision during the year	–	–

* Includes an amount of ₹ 248.27 lakhs earmarked for ongoing projects transferred to Unspent CSR Account in terms of Section 135(6) of the Companies Act, 2013, for the Financial Year 2022-23

** Includes an amount of ₹ 154.62 lakhs earmarked for ongoing projects transferred to Unspent CSR Account in terms of Section 135(6) of the Companies Act, 2013, for the Financial Year 2021-22

Nature of CSR activity:

Activities like promoting Health care, Education, Environmental Sustainability, Rural Development and Livelihood Enhancement projects


NOTES TO CONSOLIDATED FINANCIAL STATEMENTS FOR THE YEAR ENDED 31st MARCH, 2023
52 DISCLOSURES ON FINANCIAL INSTRUMENTS
a. Financial Instruments by category

The following table presents the carrying amounts of each category of financial assets and liabilities as at 31st March, 2023. Cash and cash equivalents and other bank balances are always recognised at amortised cost and hence not part of the below table.

(₹ in lakhs)

Particulars	Measured at FVTOCI	Measured at FVTPL	Amortised Cost	Total Carrying Amount
Financial Assets				
Investments in subsidiaries, associates and joint ventures	–	–	1.00	1.00
Other Investments-Non Current	855.38	6,375.94	53,506.30	60,737.62
Trade Receivables-Non Current	–	–	453.02	453.02
Loans-Non Current	–	–	390.05	390.05
Other Financial Assets-Non Current	–	–	661.09	661.09
Other Investments-Current	–	1,000.00	–	1,000.00
Trade Receivables-Current	–	–	23,403.56	23,403.56
Loans-Current	–	–	20.52	20.52
Other Financial Assets-Current	–	–	690.59	690.59
Total	855.38	7,375.94	79,126.13	87,357.44
Financial Liabilities				
Trade Payable-Non Current	–	–	271.13	271.13
Other Financial Liabilities-Non Current	–	–	406.83	406.83
Lease Liabilities-Non Current	–	–	59.80	59.80
Borrowings-Current	–	–	13,286.35	13,286.35
Lease Liabilities- Current	–	–	9.18	9.18
Trade Payable-Current	–	–	19,388.23	19,388.23
Other Financial Liabilities-Current	–	–	2,173.16	2,173.16
Total	–	–	35,594.68	35,594.68

The following table presents the carrying amounts of each category of financial assets and liabilities as at 31st March, 2022.

(₹ in lakhs)

Particulars	Measured at FVTOCI	Measured at FVTPL	Amortised Cost	Total Carrying Amount
Financial Assets				
Investments in subsidiaries, associates and joint ventures	–	–	1.00	1.00
Other Investments-Non Current	1,099.32	33,118.98	–	34,218.29
Trade Receivables-Non Current	–	–	163.09	163.09
Loans-Non Current	–	–	331.66	331.66
Other Financial Assets-Non Current	–	–	668.57	668.57
Other Investments-Current	–	17,856.21	–	17,856.21
Trade Receivables-Current	–	–	25,793.97	25,793.97
Loans-Current	–	–	194.04	194.04
Other Financial Assets-Current	–	–	408.27	408.27
Total	1,099.32	50,975.19	27,560.60	79,635.10
Financial Liabilities				
Trade Payable-Non Current	–	–	333.31	333.31
Other Financial Liabilities-Non Current	–	–	301.26	301.26
Borrowings-Current	–	–	7,957.29	7,957.29
Trade Payable-Current	–	–	21,049.57	21,049.57
Other Financial Liabilities-Current	–	–	2,071.39	2,071.39
Total	–	–	31,712.83	31,712.83



STRONG, RESILIENT AND FUTURE-READY

NOTES TO CONSOLIDATED FINANCIAL STATEMENTS FOR THE YEAR ENDED 31st MARCH, 2023

b. Fair value hierarchy

All assets and liabilities for which fair value is measured or disclosed in the financial statements are categorised within the fair value hierarchy, described as follows:

Level 1 - Quoted (unadjusted) market prices in active markets for identical assets or liabilities.

Level 2 - Valuation techniques for which the lowest level input that is significant to the fair value measurement is directly or indirectly observable.

Level 3 - Valuation techniques for which the lowest level input that is significant to the fair value measurement is unobservable.

The following table provides the fair value measurement hierarchy of the Company's financial assets and liabilities that are measured at fair value or where fair value disclosure is required:

As at 31st March, 2023

Fair Value Measurement Using

(₹ in lakhs)

Particulars	Quoted Price in active markets (Level 1)	Significant observable inputs (Level 2)	Significant unobservable inputs (Level 3)	Total
Assets measured at fair value				
FVTOCI financial investments				
Quoted equity instruments	768.63	–	–	768.63
Unquoted equity instruments	–	–	86.75	86.75
FVTPL financial investments				
Other Debt Instrument	–	1,000.00	–	1,000.00
Unquoted debt instruments	–	6,375.94	–	6,375.94
Unquoted equity instruments	–	–	–	–

As at 31st March, 2022

Fair Value Measurement Using

(₹ in lakhs)

Particulars	Quoted Price in active markets (Level 1)	Significant observable input (Level 2)	Significant unobservable input (Level 3)	Total
Assets measured at fair value				
FVTOCI financial investments				
Quoted equity instruments	1,026.18	–	–	1,026.18
Unquoted equity instruments	–	–	73.14	73.14
FVTPL financial investments				
Foreign Currency Forward Contract	–	–	–	–
Other Debt Instrument	–	44,765.87	–	44,765.87
Unquoted debt instruments	–	6,209.31	–	6,209.31
Unquoted equity instruments	–	–	–	–

c. Valuation technique to determine fair value

The following methods and assumptions were used to estimate the fair values of financial instruments.

- (i) The management assesses that fair value of cash and cash equivalents, trade receivables, trade payables, bank overdrafts and other current financial assets and liabilities approximate their carrying amounts largely due to the short-term maturities of these instruments.
- (ii) The fair values of the equity investment which are quoted, are derived from quoted market prices in active markets. The Investments measured at fair value and falling under fair value hierarchy Level 3 are valued on the basis of valuation reports provided by external valuers with the exception of certain investments, where cost has been considered as an appropriate estimate of fair value because of a wide range of possible fair value measurements


NOTES TO CONSOLIDATED FINANCIAL STATEMENTS FOR THE YEAR ENDED 31st MARCH, 2023

and cost represents the best estimate of fair values within that range. The carrying value of those investments are individually immaterial.

d Financial risk management objectives

The Company is exposed to market risk (including currency risk, interest rate risk and other price risk), credit risk and liquidity risk. The Company's risk management strategies focus on the un-predictability of these elements and seek to minimise the potential adverse effects on its financial performance. The Company's senior management which is supported by a Treasury Management Group ('TMG') manages these risks.

All hedging activities are carried out by specialist teams that have the appropriate skills, experience and supervision.

Market Risk

Market risk is the risk that the fair value of future cash flows of a financial instrument will fluctuate because of changes in market prices. Market prices comprises of risks relating to interest rate risk and other price risks such as equity price risk and commodity price risk. Financial instruments affected by market risks mainly include borrowings, deposits and investments.

Foreign currency risk management

Foreign exchange risk arises on future commercial transactions and on all recognised monetary assets and liabilities, which are denominated in a currency other than the functional currency of the Company. The Company's management has set policy wherein exposure is identified, benchmark is set and monitored closely, and accordingly suitable hedges are undertaken.

The Company's foreign currency exposure arises mainly from foreign exchange imports, exports and other income/expenses in foreign currency, primarily with respect to USD.

As at the end of the reporting period, the carrying amounts of the company's foreign currency denominated monetary assets and liabilities in respect of the primary foreign currency i.e. USD and derivative to hedge the exposure, are as follows:

Particulars of unhedged foreign currency exposure and Derivatives (Outstanding) as at Balance Sheet date:

(₹ in lakhs)

Particulars	Currency	As at 31st March, 2023	As at 31st March, 2022
Trade Receivable	USD	15,352.72	18,263.01
Trade Payable	USD	(1,131.09)	(1,275.39)
Net		14,221.63	16,987.62
Forward Contracts to Sell (Hedge of Receivables)	USD	(13,318.31)	(15,382.91)
Net Exposure		903.32	1,604.71

The Company's exposure to foreign currency changes for all other currencies is not material.

Foreign currency sensitivity analysis

The following table demonstrate the sensitivity to a reasonable possible change in USD exchange rate, with all other variables held constant.

(₹ in lakhs)

Particulars	Currency	As at 31st March, 2023	As at 31st March, 2022
Impact on profit before tax			
INR/USD - Increase by 1%	USD	433.84	400.16
INR/USD - Decrease by 1%	USD	(433.84)	(400.16)

Interest rate risk management

Interest rate risk is the risk that the fair value or future cash flows of a financial instrument will fluctuate because of changes in market interest rates. The Company exposure to the risk of changes in market interest rates relates primarily to the Company's debt obligations and investments in debt instruments including debt mutual fund.



STRONG, RESILIENT AND FUTURE-READY

NOTES TO CONSOLIDATED FINANCIAL STATEMENTS FOR THE YEAR ENDED 31st MARCH, 2023

Interest rate sensitivity

The below table demonstrate the sensitivity of the company's profit before tax to a reasonable possible change in interest rate with all other variables being constant.

(₹ in lakhs)

Particulars		Change in interest rate	For the year ended 31st March, 2023	For the year ended 31st March, 2022
Interest expense	Increase	100 basis point	(84.34)	(62.35)
	Decrease	100 basis point	84.34	62.35
Interest income/Fair Value gain	Increase	100 basis point	603.25	391.30
	Decrease	100 basis point	(603.25)	(391.30)

e Credit risk

Credit risk is the risk that counterparty will not meet its obligations under a financial instrument or customer contract, leading to a financial loss. The Company is exposed to credit risk from its operating activities (primarily trade receivables) and from its financing activities, including deposits with banks and other financial instruments.

f Trade Receivable

Customer credit risk is managed by SCM team subject to the company's established policy, procedures and control relating to customer credit risk management. Outstanding customer receivables are regularly monitored and followed up.

g Financial instruments and cash deposits

Credit risk from balances with banks is managed by the Company's treasury department in accordance with the Company's policy. Investments of surplus funds are made only with approved counterparties and within credit limits assigned to each counterparty. The limits are set to minimise the concentration of risks and therefore mitigate financial loss through counterparty's potential failure to make payments.

h Liquidity risk

Liquidity risk is defined as the risk that the Company will not be able to settle or meet its obligations on time or at reasonable price. The Company's objective is to at all times maintain optimum levels of liquidity to meet its cash and liquidity requirements. The Company closely monitors its liquidity position and deploys a robust cash management system. It maintains adequate source of financing through the use of bank deposits and cash credit facilities. Processes and policies related to such risks are overseen by senior management. Management monitors the Company's liquidity position through rolling forecasts on the basis of expected cash flows. The Company assessed the concentration of risk with respect to its debt and concluded it to be low.

The table below summarises the maturity profile of the company's financial liabilities based on contractual undiscounted payments.

(₹ in lakhs)

Financial Liabilities	Year	Total	More than 1 year	Less than 1 year
Trade Payables	31st March, 2023	19,659.36	271.13	19,388.23
	31st March, 2022	21,382.89	333.31	21,049.57
Borrowings	31st March, 2023	13,286.35	–	13,286.35
	31st March, 2022	7,957.29	–	7,957.29
Lease Liability	31st March, 2023	68.98	59.80	9.18
	31st March, 2022	–	–	–
Other Financial Liabilities	31st March, 2023	2,579.99	406.83	2,173.16
	31st March, 2022	2,372.65	301.26	2,071.39

i Excessive risk concentration

Concentrations arise when a number of counter parties are engaged in similar business activities, or activities in the same geographical region, or have economic features that would cause their ability to meet contractual obligations to be similarly affected by changes in economic, political or other conditions. Concentrations indicate the relative sensitivity of the Company's performance to developments affecting a particular industry. Company believes that there is no such excessive risk concentration.


NOTES TO CONSOLIDATED FINANCIAL STATEMENTS FOR THE YEAR ENDED 31st MARCH, 2023
53 Leases

(₹ in lakhs)

	As at 31st March, 2023	As at 31st March, 2022
(i) Carrying value of right of use assets at the end of the reporting period (Refer Note 3)	67.73	–
(ii) Analysis of Lease liability:		
Movement of lease liabilities		
Opening lease liabilities	–	–
Addition during the year /period	71.53	–
Interest Cost	1.89	–
Cash outflow towards payment of lease liabilities	(4.45)	–
Deletion during the year on account of termination of lease	–	–
Closing lease liabilities	68.98	–
(iii) Maturity analysis of lease liabilities (on undiscounted basis)		
Less than 1 year	14.24	–
Between 1-5 years	63.91	–
More than 5 years	8.82	–
TOTAL	86.97	–
(iv) Lease liabilities included in statement of financial position		
Current	9.18	–
Non-current	59.80	–
(v) Impact on statement of profit and loss		
Interest on lease liabilities	1.89	–
Depreciation on right of use assets	3.80	–
Net impact on profit before tax	5.69	–
Deferred tax - Charge/ (credit)	1.43	–
Net impact on profit after tax	4.26	–
(vi) Rent Expenses	549.76	489.00

54 Capital Management

The Company's objective when managing capital is to ensure the going concern operation and to maintain an efficient capital structure to reduce the cost of capital, support the corporate strategy and meet shareholders expectations. The policy of the company is to borrow through banks supported by committed borrowing facility to meet anticipated funding requirements.

The capital structure is governed by policies approved by the Board of Directors.

The following table summarises the capital of the Company.

(₹ in lakhs)

Particulars	As at 31st March, 2023	As at 31st March, 2022
Short Term Debt (including current maturities of long term loan)	13,286.35	7,957.29
Long Term Debt	–	–
Trade Payables	19,388.23	21,049.57
Less: Cash and cash equivalents	(4,581.59)	(4,047.30)
Net Debt	28,092.98	24,959.57
Equity	101,639.55	97,058.53
Capital and net debt	129,732.53	122,018.09
Net Debt to Capital Ratio (Debt/Equity plus debt)	0.22	0.20



STRONG, RESILIENT AND FUTURE-READY

NOTES TO CONSOLIDATED FINANCIAL STATEMENTS FOR THE YEAR ENDED 31st MARCH, 2023

- 55 The Company do not have any Benami property, where any proceeding has been initiated or pending against the Company for holding any Benami property.
- 56 The Company do not have any charges or satisfaction which is yet to be registered with ROC beyond the statutory period.
- 57 The Company have not advanced or loaned or invested funds to any other person(s) or entity(ies), including foreign entities (Intermediaries) with the understanding that the Intermediary shall:
- directly or indirectly lend or invest in other persons or entities identified in any manner whatsoever by or on behalf of the company (Ultimate Beneficiaries) or
 - provide any guarantee, security or the like to or on behalf of the Ultimate Beneficiaries
- 58 The Company have not received any fund from any person(s) or entity(ies), including foreign entities (Funding Party) with the understanding (whether recorded in writing or otherwise) that the Company shall:
- directly or indirectly lend or invest in other persons or entities identified in any manner whatsoever by or on behalf of the Funding Party (Ultimate Beneficiaries) or
 - provide any guarantee, security or the like on behalf of the Ultimate Beneficiaries,
- 59 The Company have not any such transaction which is not recorded in the books of accounts that has been surrendered or disclosed as income during the year in the tax assessments under the Income Tax Act, 1961 (such as, search or survey or any other relevant provisions of the Income Tax Act, 1961
- 60 The Company has used the borrowings from banks for the purpose for which it was obtained.
- 61 a The figures of previous year have been regrouped / rearranged, wherever necessary to conform to current year's presentation.
- 61 b Additional Information Required by Schedule III
Disclosure of additional information pertaining to the parent company, and its subsidiaries : For the year ended 31st March, 2023

Name of the Entity	Net Assets (Total Assets- Total Liabilities)		Shares in Profit and loss (PAT)		Shares in Other Comprehensive Income		Shares in Total Comprehensive Income	
	As a % of Consolidated Net Assets	Amount	As a % of Consolidated profit or loss	Amount	As a % of Consolidated Other comprehensive income	Amount	As a % of Consolidated Total comprehensive income	Amount
Parent Company								
Garware Technical Fibres Limited	100.97%	102,621.29	92.38%	15,907.01	100.00%	(265.50)	92.26%	15,641.51
Indian Subsidiaries								
Garware Environmental Services Pvt. Ltd.	0.16%	165.20	0.02%	4.03	0.00%	–	0.02%	4.03
Garware Technical Textile Pvt. Ltd.	0.00%	(0.28)	0.00%	(0.45)	0.00%	–	0.00%	(0.45)
Indian Associates								
Garware Meditech Pvt. Ltd.	0.00%	–	0.00%	–	0.00%	–	0.00%	–
Foreign Subsidiaries								
Garware Technical Fibres USA INC.	3.16%	3,207.33	3.78%	651.18	0.00%	–	3.84%	651.18
Garware Technical Fibres Chile SPA.	0.91%	927.08	2.50%	429.78	0.00%	–	2.53%	429.78
Consolidation Adjustment	(5.20%)	(5,281.08)	1.33%	228.41	0.00%	–	1.35%	228.41
Total	100.00%	101,639.54	100.00%	17,219.96	100.00%	(265.50)	100.00%	16,954.46

As per our Report of even date

For MEHTA CHOKSHI & SHAH LLP
Chartered Accountants,
F.R.NO.: 106201W/W100598

(ABHAY MEHTA)
Partner
M. No. 046088

Mumbai,
22nd May, 2023

DHWANEE BUCH
Chief Financial Officer

SUNIL AGARWAL
Company Secretary
M. No. FCS 6407

Pune,
22nd May, 2023

V. R. GARWARE
Chairman & Managing Director
DIN. 00092201

R. M. TELANG
Director
DIN. 00092103

S. S. RAJPATHAK
Director
DIN: 00040387

M. V. GARWARE
Director
DIN. 06948274

S. P. KULKARNI
Director
DIN. 00006914

MALLIKA SAGAR
Director
DIN: 02228386



Form AOC-1:

Statement containing the salient features of the financial statement of Subsidiary / Joint Venture pursuant to first proviso to sub-section (3) of section 129 read with rule 5 of Companies (Accounts) Rules, 2014.

Part - A : Subsidiary

(₹ in lakhs)

Sr.No.	Particulars				
1.	Name of the Subsidiary	Garware Technical Fibres USA Inc.	Garware Technical Fibres Chile SPA	Garware Environmental Services Pvt. Ltd.	Garware Technical Textiles Pvt. Ltd.
2.	Reporting period for the Subsidiary	1st April 2022 to 31st March, 2023	1st April 2022 to 31st March, 2023	1st April 2022 to 31st March, 2023	1st April 2022 to 31st March, 2023
3.	Reporting currency as on the last date of the relevant Financial Year in the case of Foreign Subsidiaries	US\$	US\$	NA	NA
4.	Exchange rate as on the last date of the relevant Financial Year in case of Foreign Subsidiaries	82.17	82.17	NA	NA
5.	Share Capital	4,926.12	73.57	100.00	1.00
6.	Reserves and Surplus	(1,718.78)	853.53	65.20	(1.28)
7.	Total Assets	4,495.29	4,530.05	168.02	0.22
8.	Total Liabilities	4,495.29	4,530.05	168.02	0.22
9.	Investments	-	-	167.99	-
10.	Turnover	16,366.01	12,314.87	5.21	-
11.	Profit Before Tax	824.82	588.75	4.68	(0.45)
12.	Provision for Tax	173.64	158.97	(1.74)	-
13.	Profit After Tax	651.18	429.78	6.42	-
14.	Proposed Dividend	-	-	-	-
15.	% of Shareholding	100%	100%	100%	100%
Notes:					
1.	Names of Subsidiary which are yet to commence operations	-	-	Garware Environmental Services Pvt. Ltd.	Garware Technical Textiles Pvt. Ltd.
2.	Names of Subsidiaries which have been liquidated or sold during the year	-	-	-	-
3.	Garware Technical Fibres Foundation, a Section 8 Company was not included in the above statement.				

Part - B : Associate Company

(₹ in lakhs)

Name of Associate Company	Garware Meditech Pvt. Ltd.
1. Latest Audited Balance Sheet Date	31st March, 2023
2. Shares of Associate held by the Company on the year end	
No.	5,000
Amount of Investment in Associates	0.50
Extend of Holding %	50%
3. Description of how there is significant influence	Chairman same in both company
4. Reason why the Associate is not Consolidated	Consolidated
5. Net worth attributable to Shareholding as per latest Balance Sheet	(₹ 1.06)
6. Profit for the year	
I) Considered in Consolidation	₹ 0.00
ii) Not considered in Consolidation	-

As per our Report of even date

For MEHTA CHOKSHI & SHAH LLP
Chartered Accountants,
F.R.NO.: 106201W/W100598

(ABHAY MEHTA)
Partner
M. No. 046088

Mumbai,
22nd May, 2023

DHWANEE BUCH
Chief Financial Officer

SUNIL AGARWAL
Company Secretary
M. No. FCS 6407

Pune,
22nd May, 2023

V. R. GARWARE
Chairman & Managing Director
DIN. 00092201

R. M. TELANG
Director
DIN. 00092103

S. S. RAJPATHAK
Director
DIN: 00040387

M. V. GARWARE
Director
DIN. 06948274

S. P. KULKARNI
Director
DIN. 00006914

MALLIKA SAGAR
Director
DIN: 02228386



Progress through the Years

(Standalone)

(₹ in lakhs)

Particulars	As per GAAP			As per IND AS*						
	31.03.2014	31.03.2015	31.03.2016	31.03.2017	31.03.2018	31.03.2019	31.03.2020	31.03.2021	31.03.2022	31.03.2023
COMPANY OWNED										
1. FIXED ASSETS (NET)	16,012.58	17,260.92	19,916.68	20,333.66	22,122.65	22,668.90	24,449.57	24,689.22	23,981.99	24,519.68
2. INVESTMENTS	933.46	904.00	397.80	11,122.21	24,469.33	33,101.17	42,251.11	51,409.97	56,787.05	66,568.23
3. NET CURRENT ASSETS **	19,694.59	19,049.52	23,955.47	24,726.28	24,318.13	23,857.76	23,879.34	21,318.63	30,162.10	27,866.40
TOTAL ASSETS (NET)	36,640.63	37,214.44	44,269.95	56,182.15	70,910.11	79,627.83	90,580.02	97,417.82	110,931.14	118,954.31
COMPANY OWED										
1. LOAN FUNDS	7,133.07	3,972.47	4,774.73	8,608.70	13,838.83	10,797.27	10,037.70	9,691.63	7,957.29	13,286.35
2. COMPANY'S NET WORTH -										
- EQUITY SHARE CAPITAL	\$2,197.23	\$\$2,188.21	2,188.21	2,188.21	2,188.21	2,188.21	2,188.21	\$\$\$2,061.82	2,061.82	\$\$\$2,037.82
- RESERVES AND SURPLUS ^μ	25,285.32	28,806.75	34,596.43	42,371.11	51,410.91	62,761.78	75,104.84	82,073.97	97,562.31	100,583.48
3. DEFERRED TAX LIABILITY	2,025.01	2,247.01	2,710.58	3,014.14	3,472.16	3,880.56	3,249.27	3,590.41	3,349.71	3,046.66
TOTAL CAPITAL EMPLOYED	36,640.63	37,214.44	44,269.95	56,182.16	70,910.11	79,627.82	90,580.02	97,417.83	110,931.13	118,954.31
INCOME	69275.6	79,051.88	83,543.67	85,772.13	90,334.59	103,879.84	101,385.2	105,179.72	120,152.49	128,146.90
RAW MATERIAL AND STOCK CONSUMED	31633.68	36,345.89	31,526.85	29,308.21	29,061.95	32,991.72	27,211.40	29,645.52	35,574.09	40,103.91
SALARIES AND WAGES	6379.98	8,424.09	9,279.29	10,603.61	11,687.91	12,995.14	13,618.26	14,988.39	14,765.15	16,460.49
OPERATING AND OTHER EXPENSES	24209.35	25,530.59	31,411.81	31,131.54	31,662.57	36,596.61	35,888.59	37,217.41	45,626.76	47,499.66
INTEREST	1282.96	1,024.83	872.69	653.55	997.69	1,372.29	1,120.59	996.97	1,045.00	1,187.46
EXCISE DUTY	422.62	436.77	438.31	343.64	88.56	-	-	-	-	-
PROFIT BEFORE DEPRECIATION AND TAX	5347.01	7,289.71	10,014.72	13,731.59	16,835.91	19,924.08	23,546.41	22,331.44	23,141.49	22,895.38
DEPRECIATION	1439.33	1,238.55	1,310.49	1,416.35	1,534.76	1,724.04	1,926.22	2,063.99	2,140.75	2,223.76
PROFIT BEFORE TAX	3907.68	6,051.16	8,704.23	12,315.23	15,301.15	18,200.04	21,620.19	20,267.44	21,000.74	20,671.62
TAX	1241.49	1,745.67	2,516.60	3,885.38	4,789.39	5,638.79	3,820.18	4,804.46	4,927.68	4,764.61
PROFIT AFTER TAX	2666.19	4,305.49	6,187.63	8,429.85	10,511.76	12,561.25	17,800.01	15,462.98	16,073.06	15,907.01
EARNING PER SHARE	12.13	19.68	28.28	38.52	48.04	57.40	81.35	72.87	77.96	77.17
DIVIDEND PAID PER EQUITY SHARE (₹)	2.70	3.00	3.30	5.00	4.50	5.00	17.00	2.50	7.00	@3.5
BOOK VALUE OF EQUITY SHARE (₹)	125.08	141.65	166.68	203.63	244.95	296.82	353.23	408.07	455.28	503.59
FOB VALUE OF EXPORTS	32,715.82	33,946.01	32,966.53	37,021.66	39,938.92	53,277.22	49,627.20	59,786.49	49,627.20	72,384.20

* The company had transitioned to Indian Accounting Standards (Ind AS) w.e.f 1st April, 2017. There fore the figures from FY 17 are as per Ind AS. Hence, not strictly Ocomparable with earlier years figures presented under GAAP.

** Includes both current and non-current assets and liabilities.

\$ 17,36,097 Equity Shares bought back by the Company during the period from 10th October, 2013 to 31st March 2014 under the Buyback Scheme.

\$\$ 90,193 Equity Shares bought back by the Company during the period from 1st April, 2014 to 9th April 2014 under the Buyback Scheme.

\$\$\$ 1. 9,46,500 Equity Shares held by the GWRL Managerial Welfare Trust were cancelled by the Company during the year 2020-21, Pursuant to the order passed by Hon'ble National Company Law Tribunal, Mumbai Bench.

2. 3,17,391 Equity Shares bought back by the Company during the year 2020-21, under the Buyback Scheme

\$\$\$\$ 2,40,000 Equity Shares bought back by the Company during the year 2022-23, under the Buyback Scheme.

μ The figures of reserves and surplus has been calculated after deduction of miscellaneous expenditure to the extend not written off or adjusted and Includes revaluation reserve ₹ 6.93 lacs for 31.03.14, ₹ 5.98 lacs for 31.03.15, ₹ 4.85 lacs for 31.03.16, ₹ 3.81 lacs for 31.03.17, ₹ 2.77 lacs for 31.03.18, ₹ 1.73 lacs for 31.03.19, ₹ 0.69 lacs for 31.03.20, ₹ Nil lacs for 31.03.21, ₹ Nil lacs for 31.03.22, ₹ Nil lacs for 31.03.23 respectively

@ The Board of Directors have recommended a dividend of ₹3.50/- (35%) per share of ₹ 10/- each at ensuing Annual General Meeting of the Company.



Our Innovative, Application-focused Solutions Portfolio

AQUACULTURE

- Smolt & Grow Out Cages
- Predator Cages
- Mooring & Verticle Ropes
- Lice Shield



FISHERIES

- Bottom Trawling
- Pelagic Trawling
- Purse Seine Nets
- Assembled Trawls/PSN
- Gill Nets
- Dole Nets
- Ropes & Twines
- Crab/Lobster Netting




SHIPPING & OFFSHORE

- Mooring
- Towing
- UHMPE
- Rope Articles & Accessories
- Single Point Mooring Systems



SPORTS

- Sports Nets Applications
- Frames & Accessories for Sports
- Safety/Protection Nets
- Fitness & Mountaineering Ropes
- Customized Application



AGRICULTURE

- Shade Nets Solutions
- Insect Nets
- Anti-Hail Nets
- Anti-Bird Nets
- Grape Nets • Staking Cord
- Crop Support Nets
- Seed Production Cage Solutions
- Floriculture Nets
- Fencing Nets
- BLRS Nets • Weed Mat



GEOSYNTHETICS

- Environmental
- Highways & Railways
- Erosion Control
- Mining, Oil & Gas, Energy
- Slope Protection Solutions
- Coastal & River Protection Works





Our Innovative, Application-focused Solutions Portfolio

INDUSTRIAL

- Transmission Ropes
- Submersible Ropes
- General Application Ropes



COATED FABRICS

- Transport
- Shelter Fabrics
- Decorative Fabrics
- Sports • Bouncies
- Water Tank/Bio Flock
- Bio Gas
- Passive Heat Management Solution



SAFETY

- Safety Nets
- Bird Protection Net
- PPE - Fall Protection Solutions



MATERIAL HANDLING

- Lifting Solutions



DEFENCE & GOVT. SECTOR

- Air Inflatables Tents/ Shelters/Structures
- Recovery Rope/ Under Slung Ropes
- Fast Ropes
- Fire Retardent Tarpaulin/Vehicle Covers/Gun Covers/ Muzzle Cover



YARN & THREADS

- Bag Closing
- Doll Hair
- Jute Bag Stitching





GARWARE
TECHNICAL FIBRES



Mr. Shujaul Rehman,
CEO, Garware Technical Fibres Limited
was recognized among

**INDIA'S TOP 28
MOST TRUSTED LEADERS
by 'Great Place To Work
Institute'**

for being a trusted leader who inspires,
motivates and leads their team to
create a larger impact.



Garware Technical Fibres Limited achieved
'CII National Award for Excellence'
in Water Management 2022 at Delhi powered by
Niti Aayog and Jal Shakti.
The Award recognises the Companies contribution
towards building a 'Water Efficient Unit'.



Garware Technical Fibres Limited won
'Gold Winner MURA Category' Award
for 'DS5 Productivity Improvement' Kaizen
in Regional Level 3M Kaizen
Case Study Competition organized by
CII in May 22 at Pune.



GARWARE
TECHNICAL FIBRES

Garware Technical Fibres Limited

Plot No. 11, Block D-1, MIDC, Chinchwad, Pune - 411 019, India.
Tel : +91-20-2799 0000/0306 CIN : L25209MH1976PLC018939

www.garwarefibres.com