

Sharda Cropchem Limited

Tel. : +91 22 66782800
FAX : +91 22 66782828 / 66782808
E-mail : office@shardaintl.com

Regd. Office : Prime Business Park, Dashrathlal Joshi Road, Vile Parle (W),
Mumbai - 400056, India.
www.shardacropchem.com



ISO 9001: 2015 Reg. No: 702949
CIN: L51909MH2004PLC145007



13th May, 2022

The Secretary
BSE Limited
The Listing Department
Phiroje Jeejeebhoy Towers
Dalal Street, Mumbai - 400 001

Scirp Code: 538666
Scrip ID: SHARDACROP

Dear Sir/Madam,

Re.: Outcome of Board Meeting held on 13th May, 2022 of Sharda Cropchem Limited (Company).

We would like to inform you that we have held the Board Meeting of our Company on Friday, 13th May, 2022 at 11:00 am through video conferencing. The meeting concluded at 2.15 pm. The following matters were discussed:

1. The Board of Directors of the Company have considered and approved the Audited Standalone Financial Results and Audited Consolidated Financial Results of the Company for the Financial Year ended 31st March, 2022 and the same are enclosed herewith.
2. Pursuant to regulation 33(3)(d) of the SEBI (Listing Obligation and Disclosure Requirements) Regulations, 2015 and SEBI Circular No. CIR/CFD/CMD/56/2016 dated 27th May, 2016, we hereby declare that in the Audit Report, accompanying the Annual Audited Consolidated and Standalone Financial Statements of the Company for the Financial Year ended 31st March, 2022, the auditor has not expressed any Audit Qualifications or other reservation and accordingly the Statement on impact of Audit Qualifications is not required to be given.
3. The Board of Directors considered and recommended Final Dividend at the rate of Rs. 3.00 per equity share of face value of Rs. 10.00 each for Financial Year 2021-22, subject to the approval of the shareholders at the forthcoming Annual General Meeting of the Company.

All other agenda items were approved in the meeting. The date of the forthcoming Annual General Meeting will be intimated in due course.

You are requested to take the same on record.

Thanking you,

Yours Sincerely,

For SHARDA CROPCHEM LIMITED



JETKIN GUDHKA
COMPANY SECRETARY
Encl: As above

B S R & Associates LLP

Chartered Accountants

14th Floor, Central B Wing and North C Wing,
Nesco IT Park 4, Nesco Center,
Western Express Highway, Goregaon (East),
Mumbai - 400 063, India

Telephone: +91 22 6257 1000
Fax: +91 22 6257 1010

Independent Auditor's Report

To the Board of Directors of **Sharda Cropchem Limited**

Report on the audit of the **Consolidated Annual Financial Results**

Opinion

We have audited the accompanying consolidated annual financial results of Sharda Cropchem Limited (hereinafter referred to as the "Holding Company") and its subsidiaries (Holding Company and its subsidiaries together referred to as "the Group"), for the year ended 31 March 2022, attached herewith, being submitted by the Holding Company pursuant to the requirement of Regulation 33 of the Securities and Exchange Board of India (Listing Obligations and Disclosure Requirements) Regulations, 2015, as amended ("Listing Regulations").

In our opinion and to the best of our information and according to the explanations given to us and based on the consideration of reports of other auditors on financial results of the subsidiaries, the aforesaid consolidated annual financial results:

a. include the annual financial results of the following entities

Sr. No.	Name of the Entity	Relationship
1	Axis Crop Science Private Limited, India	Wholly Owned Subsidiary
2	Sharda Cropchem Israel Limited, Israel	Wholly Owned Subsidiary
3	Sharda USA LLC, USA	Wholly Owned Subsidiary
4	Sharda Polska SP. ZO.O., Poland (upto 28 Feb 2022)	Wholly Owned Subsidiary
5	Sharda Ukraine LLC, Ukraine	Wholly Owned Subsidiary
6	Shardaserb DO.O., Serbia	Wholly Owned Subsidiary
7	Sharda Hungary Kft, Hungary	Wholly Owned Subsidiary
8	Sharda Spain, S.L., Spain	Wholly Owned Subsidiary
9	Sharda Swiss SARL, Switzerland	Wholly Owned Subsidiary
10	Sharda Balkan Agrochemicals Limited, Greece	Wholly Owned Subsidiary
11	Sharda Hellas Agrochemicals Limited, Greece	Wholly Owned Subsidiary
12	Sharda Cropchem Espana S.L., Spain	Wholly Owned Subsidiary

B S R & Associates LLP

Independent Auditor's Report (Continued)

Sharda Cropchem Limited

13	Sharda Poland SP. ZO.O., Poland	Wholly Owned Subsidiary
14	Sharda Taiwan Limited, Taiwan	Wholly Owned Subsidiary
15	Sharda Agrochem Dooel Skopje, Macedonia	Wholly Owned Subsidiary
16	Nihon Agro Service Kabushiki Kaisha, Japan	Wholly Owned Subsidiary
17	Shardacan Limited, Canada	Wholly Owned Subsidiary
18	Sharda Do Brasil Comercio DE Produtos Quimicos E –Agroquimicos LTDA, Brazil	Subsidiary
19	Sharda Dominicana, S.R.L., Dominican Republic	Subsidiary
20	Sharda EL Salvador S.A. DE CV, El Salvador	Subsidiary
21	Sharda Costa Rica SA, Costa Rica	Subsidiary
22	Sharda De Guatemala S.A., Guatemala	Subsidiary
23	Sharda Italia SRL, Italy	Subsidiary
24	Sharda Cropchem Tunisia SARL, Tunisia	Subsidiary
25	Sharda Peru SAC, Peru	Subsidiary
26	Sharda Del Ecuador CIA. LTDA, Ecuador	Subsidiary
27	Sharzam Limited, Zambia	Subsidiary
28	Sharda Private (Thailand) Limited, Thailand	Subsidiary
29	Sharda Maroc SARL, Morocco	Subsidiary
30	Sharda Agrochem Limited, United Kingdom	Wholly Owned Subsidiary
31	Sharda International DMCC, UAE (including its following subsidiaries)	Wholly Owned Subsidiary
	a) Sharda Benelux BVBA, Belgium	Wholly Owned Subsidiary
	b) Eurasian Pesticides Limited, Croatia (Euroazijski Pesticidi D.O.O., Croatia)	Wholly Owned Subsidiary
	c) Sharda Impex Trading LLC	Subsidiary
	d) Siddhivinayak International Limited, UAE (including its following subsidiaries)	Wholly Owned Subsidiary

B S R & Associates LLP

Independent Auditor's Report (Continued)

Sharda Cropchem Limited

i) Sharda International Africa (PTY) Limited, South Africa	Wholly Owned Subsidiary
ii) Sharda Europe BVBA, Belgium	Wholly Owned Subsidiary
iii) Sharda Bolivia SRL, Bolivia	Subsidiary
iv) Sharda Colombia S.A., Colombia	Subsidiary
v) Sharda De Mexico S. DE RL DE CV, Mexico	Subsidiary
vi) Sharpar S.A., Paraguay	Subsidiary

- b. are presented in accordance with the requirements of Regulation 33 of the Listing Regulations in this regard; and
- c. give a true and fair view in conformity with the recognition and measurement principles laid down in the applicable Indian Accounting Standards, and other accounting principles generally accepted in India, of consolidated net profit and other comprehensive income and other financial information of the Group for the year ended 31 March 2022.

Basis for Opinion

We conducted our audit in accordance with the Standards on Auditing ("SAs") specified under section 143(10) of the Companies Act, 2013 ("the Act"). Our responsibilities under those SAs are further described in the Auditor's Responsibilities for the Audit of the Consolidated Annual Financial Results section of our report. We are independent of the Group, its associates/associate and its joint ventures/joint venture in accordance with the Code of Ethics issued by the Institute of Chartered Accountants of India together with the ethical requirements that are relevant to our audit of the financial statements under the provisions of the Act, and the Rules thereunder, and we have fulfilled our other ethical responsibilities in accordance with these requirements and the Code of Ethics. We believe that the audit evidence obtained by us along with the consideration of reports of the other auditors referred to in sub paragraph (a) of the "Other Matters", is sufficient and appropriate to provide a basis for our opinion on the consolidated annual financial results.

Management's and Board of Directors' Responsibilities for the Consolidated Annual Financial Results

These consolidated annual financial results have been prepared on the basis of the consolidated annual financial statements.

The Holding Company's Management and the Board of Directors are responsible for the preparation and presentation of these consolidated annual financial results that give a true and fair view of the consolidated net profit/ loss and other comprehensive income and other financial information of the Group, in accordance with the recognition and measurement principles laid down in Indian Accounting Standards prescribed under Section 133 of the Act and other accounting principles generally accepted in India and in compliance with Regulation 33 of the Listing Regulations. The respective Management and Board of Directors of the companies included in the Group, are responsible for maintenance of adequate accounting records in accordance with the provisions of the Act for safeguarding of the assets of each company and for preventing and detecting frauds and other irregularities; selection and application of appropriate accounting policies; making judgments and estimates that are reasonable and prudent; and the design, implementation and maintenance of adequate internal financial controls, that were operating effectively for ensuring accuracy and completeness of the accounting records, relevant to the preparation and presentation of the consolidated annual financial results that give a true and fair view and are free from material misstatement, whether due to fraud or error, which have been used for the purpose of preparation of the consolidated annual financial results by the Management and the Board of Directors of the Holding Company, as aforesaid.

In preparing the consolidated annual financial results, the respective Management and the Board of Directors of the

B S R & Associates LLP

Independent Auditor's Report (Continued)

Sharda Crophem Limited

companies included in the Group, are responsible for assessing the ability of each company to continue as a going concern, disclosing, as applicable, matters related to going concern and using the going concern basis of accounting unless the respective Board of Directors either intends to liquidate the company or to cease operations, or has no realistic alternative but to do so.

The respective Board of Directors of the companies included in the Group is responsible for overseeing the financial reporting process of each company.

Auditor's Responsibilities for the Audit of the Consolidated Annual Financial Results

Our objectives are to obtain reasonable assurance about whether the consolidated annual financial results as a whole are free from material misstatement, whether due to fraud or error, and to issue an auditor's report that includes our opinion. Reasonable assurance is a high level of assurance, but is not a guarantee that an audit conducted in accordance with SAs will always detect a material misstatement when it exists. Misstatements can arise from fraud or error and are considered material if, individually or in the aggregate, they could reasonably be expected to influence the economic decisions of users taken on the basis of these consolidated annual financial results.

As part of an audit in accordance with SAs, we exercise professional judgment and maintain professional skepticism throughout the audit. We also:

- Identify and assess the risks of material misstatement of the consolidated annual financial results, whether due to fraud or error, design and perform audit procedures responsive to those risks, and obtain audit evidence that is sufficient and appropriate to provide a basis for our opinion. The risk of not detecting a material misstatement resulting from fraud is higher than for one resulting from error, as fraud may involve collusion, forgery, intentional omissions, misrepresentations, or the override of internal control.
- Obtain an understanding of internal control relevant to the audit in order to design audit procedures that are appropriate in the circumstances. Under Section 143(3) (i) of the Act, we are also responsible for expressing our opinion through a separate report on the complete set of financial statements on whether the company has adequate internal financial controls with reference to financial statements in place and the operating effectiveness of such controls.
- Evaluate the appropriateness of accounting policies used and the reasonableness of accounting estimates and related disclosures in the consolidated annual financial results made by the Management and Board of Directors.
- Conclude on the appropriateness of the Management and Board of Directors use of the going concern basis of accounting and, based on the audit evidence obtained, whether a material uncertainty exists related to events or conditions that may cast significant doubt on the appropriateness of this assumption. If we conclude that a material uncertainty exists, we are required to draw attention in our auditor's report to the related disclosures in the consolidated annual financial results or, if such disclosures are inadequate, to modify our opinion. Our conclusions are based on the audit evidence obtained up to the date of our auditor's report. However, future events or conditions may cause the Group and its associates/associate and joint ventures/joint venture to cease to continue as a going concern.
- Evaluate the overall presentation, structure and content of the consolidated annual financial results, including the disclosures, and whether the consolidated annual financial results represent the underlying transactions and events in a manner that achieves fair presentation.
- Obtain sufficient appropriate audit evidence regarding the financial results of the entities within the Group and its associates/associate and joint ventures/joint venture to express an opinion on the consolidated annual financial results. We are responsible for the direction, supervision and performance of the audit of financial results of such entities included in the consolidated annual financial results of which we are the independent auditors. For the other entities included in the consolidated annual financial results, which have been audited by other auditors, such other

B S R & Associates LLP

Independent Auditor's Report (Continued)

Sharda Crophem Limited

auditors remain responsible for the direction, supervision and performance of the audits carried out by them. We remain solely responsible for our audit opinion. Our responsibilities in this regard are further described in sub paragraph (a) of the "Other Matters" paragraph in this audit report.

We communicate with those charged with governance of the Holding Company and such other entities included in the consolidated annual financial results of which we are the independent auditors regarding, among other matters, the planned scope and timing of the audit and significant audit findings, including any significant deficiencies in internal control that we identify during our audit.

We also provide those charged with governance with a statement that we have complied with relevant ethical requirements regarding independence, and to communicate with them all relationships and other matters that may reasonably be thought to bear on our independence, and where applicable, related safeguards.

We also performed procedures in accordance with the circular No CIR/CFD/CMD1/44/2019 issued by the Securities and Exchange Board of India under Regulation 33(8) of the Listing Regulations, to the extent applicable.

Other Matter(s)

- a. The consolidated annual financial results include the audited financial results of eleven subsidiaries, whose financial results reflects total assets (before consolidation adjustments) of Rs.66,455 lakhs as at 31 March 2022, total revenue (before consolidation adjustments) of Rs.124,991 lakhs and total net profit after tax (before consolidation adjustments) of Rs.8,152 lakhs and net cash outflows (before consolidation adjustments) of Rs.3,307 lakhs for the year ended on that date, as considered in the consolidated annual financial results, which have been audited by their respective independent auditors.
- b. One of the aforesaid subsidiary (including ten step down subsidiaries) is located outside India whose financial statements and other financial information have been prepared in accordance with accounting principles generally accepted in that country and which have been audited by other auditors under generally accepted auditing standards applicable in that country. The Holding Company's management has converted the financial statements of this subsidiary located outside India from accounting principles generally accepted in that country to accounting principles generally accepted in India. We have audited these conversion adjustments made by the Holding Company's management. Our opinion in so far as it relates to the balances and affairs of such subsidiary located outside India is based on the report of other auditors and the conversion adjustments prepared by the management of the Holding Company and audited by us.

Our opinion on the consolidated annual financial results, in so far as it relates to the amounts and disclosures included in respect of these entities, is based solely on the reports of such auditors and the procedures performed by us are as stated in paragraph above.

Our opinion on the consolidated annual financial results is not modified in respect of the above matters with respect to our reliance on the work done and the reports of the other auditors.

- c. The consolidated annual financial results include the unaudited financial results of twenty subsidiaries, whose financial results reflect total assets (before consolidation adjustments) of Rs.30 lakhs as at 31 March 2022, total revenue (before consolidation adjustments) of Nil, total net profit after tax (before consolidation adjustments) of Rs.25 lakhs and net cash inflows (before consolidation adjustments) of Rs.5.93 lakhs for the year ended on that date, as considered in the consolidated annual financial results. These unaudited financial results has been furnished to us

B S R & Associates LLP

Independent Auditor's Report (Continued)

Sharda Crophem Limited

by the Board of Directors.

Our opinion on the consolidated annual financial results, in so far as it relates to the amounts and disclosures included in respect of these subsidiaries, is based solely on such financial results. In our opinion and according to the information and explanations given to us by the Board of Directors, these unaudited financial results not material to the Group.


Our opinion on the consolidated annual financial results is not modified in respect of the above matter with respect to the financial results certified by the Board of Directors.

- d. The consolidated annual financial results include the results for the the quarter ended 31 March 2022 being the balancing figure between the audited figures in respect of the full financial year and the published unaudited year to date figures up to the third quarter of the current financial year which were subject to limited review by us.

For B S R & Associates LLP

Chartered Accountants

Firm's Registration No.:116231W/W-100024



Shabbir Readymadewala

Partner

Membership No.: 100060

UDIN:22100060AIXIHS1269

Mumbai

13 May 2022

SHARDA CROP CHEM LIMITED
STATEMENT OF AUDITED CONSOLIDATED FINANCIAL RESULTS FOR THE QUARTER AND YEAR ENDED MARCH 31, 2022
Registered Office: 2nd Floor, Prime Business Park, Dashrathlaj Joshi Road, Vile Parle (West), Mumbai – 400 056. CIN: L51909MH2004PLC145007

(INR in Lakhs)

Particulars	Three months ended			Year ended	
	March 31, 2022 Audited (Refer Note 4)	December 31, 2021 Unaudited	March 31, 2021 Audited (Refer Note 4)	March 31, 2022 Audited	March 31, 2021 Audited
1 Income					
(a) Revenue from operations	143,449.84	87,981.12	108,813.64	357,976.68	239,560.77
(b) Other income	265.52	690.81	1,676.01	2,887.77	4,593.56
Total income	143,715.36	88,671.93	110,489.65	360,864.45	244,154.33
2 Expenses					
(a) Cost of materials consumed	60,099.81	28,307.46	50,258.34	133,109.02	93,947.92
(b) Purchase of stock in trade	50,691.48	35,712.37	18,782.39	134,660.43	73,910.96
(c) Changes in inventories of finished goods and stock in trade	(9,261.77)	(5,876.81)	5,673.66	(17,788.54)	(4,263.29)
(d) Employee benefit expenses	1,273.55	1,084.38	1,186.10	4,417.19	3,732.45
(e) Finance costs	73.02	43.41	76.71	221.29	277.21
(f) Foreign exchange (gain)/loss (net)	921.26	555.04	1,314.62	1,645.71	(1,988.60)
(g) Depreciation and amortisation expenses	7,173.67	5,903.91	5,222.21	24,533.49	17,044.00
(h) Other expenses	10,697.75	9,363.02	11,283.74	33,641.99	30,548.23
Total Expenses	121,668.77	75,092.78	93,797.77	314,440.58	213,208.88
3 Profit before tax	(1-2) 22,046.59	13,579.15	16,691.88	46,423.87	30,945.45
4 Tax expense					
(a) Current tax	2,417.83	2,807.52	2,163.14	8,016.70	5,581.59
(b) Adjustment of tax relating to earlier years	(47.89)	(208.88)	122.58	(229.24)	227.02
(c) Deferred tax (credit) / charge	1,977.55	761.01	1,013.02	3,708.67	2,215.07
Total tax expense	4,347.49	3,359.65	3,298.74	11,496.13	8,023.68
5 Net Profit for the period / year	(3-4) 17,699.10	10,219.50	13,393.14	34,927.74	22,921.77
6 Other Comprehensive Income					
A (i) Items that will not be reclassified to profit or loss	18.42	2.92	13.00	26.99	10.49
(ii) Income tax relating to items that will not be reclassified to profit or loss	(5.45)	(0.90)	(4.50)	(8.15)	(3.27)
B (i) Items that will be reclassified to profit or loss	(187.18)	(111.51)	2.53	286.28	30.42
Total Other Comprehensive Income	(174.21)	(109.49)	11.03	305.12	37.64
7 Total Comprehensive Income for the period / year	(5+6) 17,524.89	10,110.01	13,404.17	35,232.86	22,959.41
8 Net Profit for the period / year					
Attributable to :					
Equity holders of the parent	17,697.42	10,219.58	13,391.03	34,925.35	22,917.41
Non controlling interest	1.68	(0.08)	2.11	2.39	4.36
9 Total Comprehensive Income for the period / year					
Attributable to :					
Equity holders of the parent	17,523.17	10,110.11	13,402.15	35,230.48	22,955.06
Non controlling interest	1.72	(0.10)	2.02	2.38	4.35
10 Paid-up equity share capital (Face value of the share Rs.10/- each)	9,022.05	9,022.05	9,022.05	9,022.05	9,022.05
11 Other Equity				182,224.14	152,407.90
12 Earnings per share					
Basic and diluted earning per share (Face value per share Rs.10/- each)	19.62	11.33	14.84	38.71	25.40

Notes:

- The aforesaid financial results have been reviewed by the Audit Committee and approved by the Board of Directors at their meeting held on May 13, 2022. The statutory auditors have expressed an unqualified audit opinion.
- The financial results for all the periods presented have been prepared in accordance with the recognition and measurement principles of Ind AS notified under the Companies (Indian Accounting Standards) Rules, 2015 as amended from time to time.
- The Board of Directors have recommended final dividend of Rs.3/- per equity share of Rs.10/- each fully paid up for the financial year 2021-2022 subject to the approval of shareholders at the ensuing Annual General Meeting.
- The figures for the three months ended March 31, 2022 and March 31, 2021 are the balancing figures between the audited figures in respect of the full financial year ended on those dates and the published year to date figures upto December 31, 2021 and December 31, 2020 respectively.
- The MCA vide notification dated March 24, 2021 has amended Schedule III of the Companies Act, 2013 in respect of certain disclosures, which are applicable from April 1, 2021. The company has incorporated the applicable changes in the above results and consequently changed the comparative figures wherever it is applicable.
- One of the major segments of the Group, viz "Agrochemicals", is seasonal in nature and its performance can be impacted by cropping pattern and weather conditions across the globe. Therefore, quarterly figures are not representative of the other quarters and full year's performance.
- Figures for the previous period / year have been regrouped / rearranged, wherever considered necessary to conform to the current period/year's classification.



Handwritten signature

SHARDA CROPCHEM LIMITED
AUDITED CONSOLIDATED STATEMENT OF ASSETS AND LIABILITIES AS AT MARCH 31, 2022
Registered Office : 2nd Floor, Prime Business Park, Dashrathlal Joshi Road, Vile Parle (West), Mumbai – 400 056.
CIN : L51909MH2004PLC145007

(INR in Lakhs)

Particulars	As at March 31, 2022 Audited	As at March 31, 2021 Audited
ASSETS		
Non-current assets		
Property, plant and equipment	1,439.86	2,088.14
Goodwill	0.79	42.54
Other intangible assets	57,740.52	52,311.12
Intangible assets under development	21,217.59	13,103.82
Financial assets		
Other financial assets	1,120.44	940.23
Deferred tax assets (net)	487.26	604.09
Income tax assets (net)	7,161.39	7,363.53
Total non-current assets	89,167.85	76,453.47
Current assets		
Inventories	89,278.07	52,554.86
Financial assets		
Investments	13,439.50	8,301.31
Trade receivables	153,995.57	116,256.47
Cash and cash equivalents	5,669.39	8,555.12
Bank balances other than cash and cash equivalents	10,933.65	17,498.13
Loans	50.04	-
Other financial assets	4,889.60	2,805.35
Other current assets	6,889.55	3,961.22
Total current assets	285,145.37	209,932.46
TOTAL ASSETS	374,313.22	286,385.93
EQUITY AND LIABILITIES		
Equity		
Equity share capital	9,022.05	9,022.05
Other equity	182,224.14	152,407.90
Equity attributable to equity holders of the Company	191,246.19	161,429.95
Non-controlling interests	33.14	30.75
Total equity	191,279.33	161,460.70
Non-current liabilities		
Financial liabilities		
Lease liabilities	347.17	837.88
Trade payables	-	-
Total Outstanding Dues of Micro Enterprises and Small Enterprises	-	-
Total Outstanding Dues of Creditors other than Micro Enterprises and Small Enterprises	235.58	240.44
Other financial liabilities	159.14	321.67
Provisions	228.71	302.28
Deferred tax liabilities (net)	12,886.42	9,286.81
Total non-current liabilities	13,857.02	10,989.08
Current liabilities		
Financial liabilities		
Borrowings	3,803.96	6,784.72
Lease liabilities	513.69	453.10
Trade payables	-	-
Total Outstanding Dues of Micro Enterprises and Small Enterprises	880.74	410.31
Total Outstanding Dues of Creditors other than Micro Enterprises and Small Enterprises	116,875.36	80,265.11
Other financial liabilities	32,476.45	14,905.75
Other current liabilities	5,540.59	5,800.40
Provisions	8,665.51	4,999.54
Income tax liabilities (net)	420.57	317.22
Total current liabilities	169,176.87	113,936.15
TOTAL EQUITY AND LIABILITIES	374,313.22	286,385.93



SHARDA CROPHEM LIMITED

AUDITED CONSOLIDATED STATEMENT OF CASH FLOW FOR THE YEAR ENDED MARCH 31, 2022

Registered Office : 2nd Floor, Prime Business Park, Dashrathlal Joshi Road, Vile Parle (West), Mumbai – 400 056.

CIN : L51909MH2004PLC145007

(INR in Lakhs)

	Year ended March 31, 2022	Year ended March 31, 2021
	Audited	Audited
Cash flows from operating activities		
Profit before tax	46,423.87	30,945.45
Adjustment to reconcile profit before tax to cash generated by operating activities:		
Depreciation and amortisation expense	24,533.49	17,044.00
Unrealised exchange loss (net)	503.77	(1,508.93)
Miscellaneous Income	(14.63)	-
Discard / Write-off of intangible assets and intangible assets under development	2,923.10	3,832.22
Loss on sale of property, plant and equipment	0.30	-
Gain on redemption of current investments	(149.83)	(655.13)
Fair valuation gain on current investments	(483.07)	(450.76)
Provision for gratuity	60.26	51.08
Bad debts	79.57	921.38
Allowances for doubtful debts	198.79	(274.60)
Loss on Sale of bond	5.74	-
Proceeds on closure of subsidiary	-	(0.31)
Liabilities/ provisions no longer required written back	(1,382.63)	(1,851.99)
Liabilities of capital creditors no longer required written back	(100.84)	(226.98)
Finance costs	221.29	277.21
Interest income	(645.35)	(851.00)
Dividend income	-	(17.19)
Operating profit before working capital changes	72,173.83	47,234.45
Movements in working capital:		
(Increase) in trade receivables	(37,228.08)	(21,225.79)
(Increase) in inventories	(36,723.21)	(14,331.14)
(Increase)/ Decrease in loans	(49.99)	0.03
(Increase) in other current assets	(2,990.06)	(1,042.54)
(Increase)/ Decrease in other non current financial assets	(236.59)	223.08
(Increase) in other current financial assets	(1,909.92)	(1,351.46)
Increase in trade payables	37,632.24	17,780.16
Increase in provisions	3,559.13	2,556.59
(Decrease) in other non current financial liabilities	(14.63)	-
Increase in other current financial liabilities	215.09	20.38
(Decrease)/ Increase in other current liabilities	(235.38)	526.95
Cash generated from operations	34,192.43	30,390.71
Income taxes paid (net of refunds)	(7,481.97)	(5,753.82)
Net cash flows from operating activities (A)	26,710.46	24,636.89
Cash flows from investing activities		
Purchase of property, plant and equipment (including capital work in progress)	(28.63)	(8.45)
Purchase of intangible assets (including intangible assets under development and capital advances)	(23,350.61)	(23,111.48)
Proceeds from sale of plant, property and equipment	6.48	-
Proceeds on closure of subsidiary	-	0.31
Purchase of current Investments	(11,344.45)	(10,874.56)
Proceeds from sale of current investments	6,833.42	15,232.63
Interest on Bond	28.14	-
Investment of bank deposits	(2,138.74)	(9,962.82)
Redemption of bank deposits / other bank balances	8,703.22	31.21
Interest from fixed deposits	502.03	517.74
Dividends received from current investments	-	17.19
Net cash flows (used in) investing activities (B)	(20,789.14)	(28,158.23)
Cash flows from financing activities		
Repayment of principal towards lease liability	(474.33)	(418.37)
Proceeds from borrowings	11,975.51	12,474.79
Repayment of borrowings	(14,997.88)	(5,677.77)
Interest paid on lease liability	(89.67)	(121.63)
Finance costs paid	(96.59)	(117.51)
Dividend paid on equity shares	(5,412.67)	(1,804.41)
Net cash flows (used in)/ from financing activities (C)	(9,095.63)	4,335.10
Exchange difference arising on conversion debited/ (credited) to foreign currency translation reserve (D)	283.93	(43.08)
Net increase/(decrease) in cash and cash equivalents (A + B + C + D)	(2,890.38)	770.68
Cash and cash equivalents at the beginning of the year	8,555.12	7,775.70
Exchange differences on translation of foreign currency cash and cash equivalent	4.65	8.74
Cash and cash equivalents at the end of the year	5,669.39	8,555.12
Components of cash and cash equivalents		
Cash on hand	1.22	2.81
With banks in current accounts	5,668.17	8,552.31
Total cash and cash equivalents as per the cash flow statement	5,669.39	8,555.12



SHARDA CROP CHEM LIMITED

AUDITED CONSOLIDATED SEGMENT WISE REVENUE, RESULTS, ASSETS AND LIABILITIES

Registered Office : 2nd Floor, Prime Business Park, Dashrathlal Joshi Road, Vile Parle (West), Mumbai – 400 056.

CIN : L51909MH2004PLC145007

(INR in Lakhs)


Particulars	Three months ended			Year ended	
	March 31, 2022	December 31, 2021	March 31, 2021	March 31, 2022	March 31, 2021
	Audited (Refer Note 4)	Unaudited	Audited (Refer Note 4)	Audited	Audited
1 Segment Revenue					
(a) Agrochemicals	124,317.98	72,320.13	100,475.32	300,367.39	205,846.13
(b) Non-agrochemicals	19,131.86	15,660.99	8,338.32	57,609.29	33,714.64
Revenue from operations	143,449.84	87,981.12	108,813.64	357,976.68	239,560.77
2 Segment Results					
(a) Agrochemicals	19,067.89	11,459.42	15,159.52	39,207.82	24,988.44
(b) Non-agrochemicals	3,145.13	2,140.22	1,552.83	7,618.28	5,905.59
Total	22,213.02	13,599.64	16,712.35	46,826.10	30,894.03
Less : (i) Finance cost	(55.11)	(42.22)	(61.82)	(184.91)	(234.98)
(ii) Unallocable expenditure	(383.70)	(371.24)	(459.03)	(1,500.58)	(1,643.16)
(iii) Unallocable income	272.38	392.97	500.38	1,283.26	1,929.56
Profit before tax	22,046.59	13,579.15	16,691.88	46,423.87	30,945.45
3 Segment Assets					
(a) Agrochemicals	310,907.68	232,079.33	230,527.57	310,907.68	230,527.57
(b) Non-agrochemicals	24,561.20	20,207.62	10,787.85	24,561.20	10,787.85
(c) Unallocated	38,844.34	53,562.51	45,070.51	38,844.34	45,070.51
Total	374,313.22	305,849.46	286,385.93	374,313.22	286,385.93
4 Segment Liabilities					
(a) Agrochemicals	159,765.17	109,667.85	111,293.96	159,765.17	111,293.96
(b) Non-agrochemicals	10,274.25	9,490.65	3,809.64	10,274.25	3,809.64
(c) Unallocated	12,994.47	10,228.94	9,821.63	12,994.47	9,821.63
Total	183,033.89	129,387.44	124,925.23	183,033.89	124,925.23
Net Capital Employed	191,279.33	176,462.02	161,460.70	191,279.33	161,460.70

Note:

The activities of the Group are divided into two business segments viz. Agrochemicals, Non-agrochemicals (representing Conveyor Belts, Dyes & Dye Intermediates and General Chemicals). These segments form the basis for management control and therefore the basis for monitoring.

Based on the "management approach" as defined in Ind AS 108 - 'Operating Segments' the Chief Operating Decision Maker evaluates the Group's performance and allocates resources based on an analysis of various performance indicators by business segments and segment information is presented accordingly.

For Sharda Cropchem Limited



Ramprakash V. Bubna
Chairman & Managing Director
DIN 00136568



Place : Mumbai
Date : May 13, 2022

B S R & Associates LLP

Chartered Accountants

14th Floor, Central B Wing and North C Wing,
Nesco IT Park 4, Nesco Center,
Western Express Highway, Goregaon (East),
Mumbai - 400 063, India

Telephone: +91 22 6257 1000
Fax: +91 22 6257 1010

Independent Auditor's Report

To the Board of Directors of Sharda Cropchem Limited

Report on the audit of the Standalone Annual Financial Results

Opinion

We have audited the accompanying standalone annual financial results of Sharda Cropchem Limited (hereinafter referred to as the "Company") for the year ended 31 March 2022, attached herewith, being submitted by the Company pursuant to the requirement of Regulation 33 of the Securities and Exchange Board of India (Listing Obligations and Disclosure Requirements) Regulations, 2015, as amended ("Listing Regulations").

In our opinion and to the best of our information and according to the explanations given to us, the aforesaid standalone annual financial results:

- a. are presented in accordance with the requirements of Regulation 33 of the Listing Regulations in this regard; and
- b. give a true and fair view in conformity with the recognition and measurement principles laid down in the applicable Indian Accounting Standards, and other accounting principles generally accepted in India, of the net profit and other comprehensive income and other financial information for the year ended 31 March 2022.

Basis for Opinion

We conducted our audit in accordance with the Standards on Auditing ("SAs") specified under section 143(10) of the Companies Act, 2013 ("the Act"). Our responsibilities under those SAs are further described in the *Auditor's Responsibilities for the Audit of the Standalone Annual Financial Results* section of our report. We are independent of the Company, in accordance with the Code of Ethics issued by the Institute of Chartered Accountants of India together with the ethical requirements that are relevant to our audit of the financial statements under the provisions of the Act, and the Rules thereunder, and we have fulfilled our other ethical responsibilities in accordance with these requirements and the Code of Ethics. We believe that the audit evidence obtained by us, is sufficient and appropriate to provide a basis for our opinion on the standalone annual financial results.

Management's and Board of Directors' Responsibilities for the Standalone Annual Financial Results

These standalone annual financial results have been prepared on the basis of the standalone annual financial statements.

The Company's Management and the Board of Directors are responsible for the preparation and presentation of these standalone annual financial results that give a true and fair view of the net profit/loss and other comprehensive income and other financial information in accordance with the recognition and measurement principles laid down in Indian Accounting Standards prescribed under Section 133 of the Act and other accounting principles generally accepted in India and in compliance with Regulation 33 of the Listing Regulations. This responsibility also includes maintenance of adequate accounting records in accordance with the provisions of the Act for safeguarding of the assets of the Company and for preventing and detecting frauds and other irregularities; selection and application of appropriate accounting policies; making judgments and estimates that are reasonable and prudent; and the design, implementation and maintenance of adequate internal financial controls, that were operating effectively for ensuring accuracy and completeness of the accounting records, relevant to the preparation and presentation of the standalone annual financial results that give a true and fair view and are free from

Registered Office:

Independent Auditor's Report (Continued)

Sharda Cropchem Limited

material misstatement, whether due to fraud or error.

In preparing the standalone annual financial results, the Management and the Board of Directors are responsible for assessing the Company's ability to continue as a going concern, disclosing, as applicable, matters related to going concern and using the going concern basis of accounting unless the Board of Directors either intends to liquidate the Company or to cease operations, or has no realistic alternative but to do so.

The Board of Directors are responsible for overseeing the Company's financial reporting process.

Auditor's Responsibilities for the Audit of the Standalone Annual Financial Results

Our objectives are to obtain reasonable assurance about whether the standalone annual financial results as a whole are free from material misstatement, whether due to fraud or error, and to issue an auditor's report that includes our opinion. Reasonable assurance is a high level of assurance, but is not a guarantee that an audit conducted in accordance with SAs will always detect a material misstatement when it exists. Misstatements can arise from fraud or error and are considered material if, individually or in the aggregate, they could reasonably be expected to influence the economic decisions of users taken on the basis of these standalone annual financial results.

As part of an audit in accordance with SAs, we exercise professional judgment and maintain professional skepticism throughout the audit. We also:

- Identify and assess the risks of material misstatement of the standalone annual financial results, whether due to fraud or error, design and perform audit procedures responsive to those risks, and obtain audit evidence that is sufficient and appropriate to provide a basis for our opinion. The risk of not detecting a material misstatement resulting from fraud is higher than for one resulting from error, as fraud may involve collusion, forgery, intentional omissions, misrepresentations, or the override of internal control.
- Obtain an understanding of internal control relevant to the audit in order to design audit procedures that are appropriate in the circumstances. Under Section 143(3) (i) of the Act, we are also responsible for expressing our opinion through a separate report on the complete set of financial statements on whether the company has adequate internal financial controls with reference to financial statements in place and the operating effectiveness of such controls.
- Evaluate the appropriateness of accounting policies used and the reasonableness of accounting estimates and related disclosures in the standalone annual financial results made by the Management and Board of Directors.
- Conclude on the appropriateness of the Management and Board of Directors use of the going concern basis of accounting and, based on the audit evidence obtained, whether a material uncertainty exists related to events or conditions that may cast significant doubt on the appropriateness of this assumption. If we conclude that a material uncertainty exists, we are required to draw attention in our auditor's report to the related disclosures in the standalone annual financial results or, if such disclosures are inadequate, to modify our opinion. Our conclusions are based on the audit evidence obtained up to the date of our auditor's report. However, future events or conditions may cause the Company to cease to continue as a going concern.
- Evaluate the overall presentation, structure and content of the standalone annual financial results, including the disclosures, and whether the standalone annual financial results represent the underlying transactions and events in a manner that achieves fair presentation.

We communicate with those charged with governance regarding, among other matters, the planned scope and timing of the audit and significant audit findings, including any significant deficiencies in internal control that we identify during our audit.

We also provide those charged with governance with a statement that we have complied with relevant ethical requirements regarding independence, and to communicate with them all relationships and other matters that may reasonably be thought to bear on our independence, and where applicable, related safeguards.

Independent Auditor's Report (Continued)
Sharda Cropchem Limited


Other Matter(s)

- a. The standalone annual financial results include the results for the quarter ended 31 March 2022 being the balancing figure between the audited figures in respect of the full financial year and the published unaudited year to date figures up to the third quarter of the current financial year which were subject to limited review by us.

For B S R & Associates LLP

Chartered Accountants

Firm's Registration No.: 116231W/W-100024



Shabbir Readymadewala

Partner

Membership No.: 100060

UDIN: 22100060AIXHTD2218

Mumbai

13 May 2022

SHARDA CROP CHEM LIMITED
STATEMENT OF AUDITED STANDALONE FINANCIAL RESULTS FOR THE QUARTER AND YEAR ENDED MARCH 31, 2022
Registered Office: 2nd Floor, Prime Business Park, Dashrathlal Joshi Road, Vile Parle (West), Mumbai – 400 056.
CIN: L51909MH2004PLC145007

Sr. No.	Particulars	(INR in Lakhs)					
		Three months ended			Year Ended		
		March 31, 2022 Audited	December 31, 2021 Unaudited	March 31, 2021 Audited	March 31, 2022 Audited	March 31, 2021 Audited	
1	Income						
	(a) Revenue from operations	1,23,215.31	71,040.49	99,165.38	2,94,643.58	2,03,261.95	
	(b) Other income (refer note 7)	218.87	638.14	969.73	4,840.88	8,092.02	
	Total income	1,23,434.18	71,678.63	1,00,135.11	2,99,484.46	2,11,353.97	
2	Expenses						
	(a) Cost of materials consumed	60,099.81	28,307.46	50,258.34	1,33,109.02	93,947.92	
	(b) Purchase of stock in trade	34,991.75	21,499.11	11,619.84	84,808.98	45,329.52	
	(c) Changes in inventories of finished goods & stock in trade	(7,936.72)	(4,512.82)	5,812.59	(16,686.45)	(2,343.05)	
	(d) Employee benefits expense	1,090.02	884.11	1,014.24	3,493.01	3,054.77	
	(e) Finance costs	59.64	26.99	46.56	162.69	199.00	
	(f) Foreign exchange loss / (gain) (net)	1,023.41	535.51	1,206.54	1,603.31	(1,598.64)	
	(g) Depreciation and amortisation expense	7,172.75	5,902.85	5,221.35	24,529.26	17,039.34	
	(h) Other expenses	9,669.29	8,385.66	10,374.25	29,221.07	27,256.89	
	Total expenses	1,06,169.95	61,028.87	85,553.71	2,60,240.89	1,82,885.75	
3	Profit before tax	(1-2)	17,264.23	10,649.76	14,581.40	39,243.57	
4	Tax expense						
	(a) Current tax	2,189.34	2,611.67	1,892.24	7,567.69	4,995.94	
	(b) Adjustment for tax relating to earlier years	(78.69)	(129.16)	139.82	(204.66)	139.82	
	(c) Deferred tax charge	1,991.87	759.60	1,083.70	3,591.46	2,353.12	
	Total tax expense	4,102.52	3,242.11	3,115.76	10,954.49	7,488.88	
5	Net profit for the period / year	(3-4)	13,161.71	7,407.65	11,465.64	28,289.08	
6	Other comprehensive income/(loss)						
	i) Items that will not be reclassified to profit or loss	15.60	2.58	12.88	23.33	9.37	
	ii) Income tax relating to items that will not be reclassified to profit or loss	(5.45)	(0.90)	(4.50)	(8.15)	(3.27)	
	Total other comprehensive income/(loss)	10.15	1.68	8.38	15.18	6.10	
7	Total comprehensive income for the period / year	(5+6)	13,171.86	7,409.33	11,474.02	28,304.26	
8	Paid-up equity share capital (Face value per share Rs.10/- each)	9,022.05	9,022.05	9,022.05	9,022.05	9,022.05	
9	Other Equity				1,64,136.89	1,41,245.86	
10	Earnings per share						
	Basic and diluted earning per share (Face value per Share Rs.10/- each)	14.59	8.21	12.71	31.36	23.25	

Notes:

- The aforesaid financial results have been reviewed by the Audit Committee and approved by the Board of Directors at their meeting held on May 13, 2022. The statutory auditors have expressed an unqualified audit opinion.
- The financial results for all the periods presented have been prepared in accordance with the recognition and measurement principles of Ind AS notified under the Companies (Indian Accounting Standards) Rules, 2015 as amended from time to time.
- The Board of Directors have recommended final dividend of Rs.3/- per equity share of Rs.10/- each fully paid up for the financial year 2021-2022, subject to the approval of shareholders at the ensuing Annual General Meeting.
- The figures for the three months ended March 31, 2022 and March 31, 2021 are the balancing figures between the audited figures in respect of the full financial year ended on those dates and the published unaudited year to date figures upto December 31, 2021 and December 31, 2020 respectively.
- The MCA vide notification dated 24 March, 2021 has amended Schedule III to the Companies Act, 2013 in respect of certain disclosures, which are applicable from 1 April 2021. The Company has incorporated the applicable changes in the above results and consequently changed the comparative figures wherever it is applicable.
- One of the major segments of the Company, viz. "Agrochemicals" is seasonal in nature and its performance can be impacted by cropping pattern and weather conditions across the globe. Therefore, quarterly figures are not representative of the other quarters and full year's performance.
- Other income includes:

Particulars	(INR in Lakhs)					
	Three months ended			Year Ended		
	March 31, 2022	December 31, 2021	March 31, 2021	March 31, 2022	March 31, 2021	
Dividend received from subsidiary	-	-	-	2,227.78	4,555.86	

- Figures for the previous period / year have been regrouped / rearranged, wherever considered necessary to conform to the current period / year's classification.



SHARDA CROPCHEM LIMITED
AUDITED STANDALONE STATEMENT OF ASSETS AND LIABILITIES AS AT MARCH 31, 2022
Registered Office: 2nd Floor, Prime Business Park, Dashrathlal Joshi Road, Vile Parle (West), Mumbai – 400 056.
CIN: L51909MH2004PLC145007

(INR in Lakhs)

Particulars	As at March 31, 2022 Audited	As at March 31, 2021 Audited
Assets		
Non-current assets		
Property, plant and equipment	1,429.50	2,077.29
Intangible assets	57,740.00	52,310.07
Intangible assets under development	21,217.59	13,103.82
Financial assets		
Investments	114.50	114.50
Loans	272.00	291.00
Other financial assets	687.65	689.42
Income tax assets (net)	7,160.13	7,362.78
Total non-current assets	88,621.37	75,948.88
Current assets		
Inventories	82,991.80	47,703.84
Financial assets		
Investments	13,439.50	8,301.31
Trade receivables	1,31,860.64	1,09,376.42
Cash and cash equivalents	4,292.03	3,876.70
Bank balance other than cash and cash equivalents	10,456.80	17,294.68
Loans	50.04	-
Other financial assets	4,802.54	2,713.34
Other current assets	6,553.25	3,767.39
Total current assets	2,54,446.60	1,93,033.68
Total Assets	3,43,067.97	2,68,982.56
Equity and Liabilities		
Equity		
Equity share capital	9,022.05	9,022.05
Other equity	1,64,136.89	1,41,245.86
Total equity	1,73,158.94	1,50,267.91
Non-current liabilities		
Financial liabilities		
Lease liabilities	347.17	837.88
Trade payables		
total outstanding dues of micro enterprises and small enterprises	-	-
total outstanding dues of creditors other than micro enterprises and small enterprises	235.58	240.44
Other financial liabilities	159.14	321.67
Provisions	209.26	283.32
Deferred tax liabilities (net)	12,886.42	9,286.81
Total non-current liabilities	13,837.57	10,970.12
Current liabilities		
Financial liabilities		
Borrowings	3,803.96	6,784.72
Lease liabilities	513.69	453.10
Trade payables		
total outstanding dues of micro enterprises and small enterprises	872.46	321.40
total outstanding dues of creditors other than micro enterprises and small enterprises	1,06,249.74	75,678.74
Other financial liabilities	32,380.42	14,845.92
Other current liabilities	3,920.66	4,828.63
Provisions	8,330.53	4,832.02
Total current liabilities	1,56,071.46	1,07,744.53
Total Equity and Liabilities	3,43,067.97	2,68,982.56

K. Kulkarni



SHARDA CROPICHEM LIMITED
AUDITED STANDALONE STATEMENT OF CASH FLOWS FOR THE YEAR ENDED MARCH 31, 2022
Registered Office: 2nd Floor, Prime Business Park, Dashrathlal Joshi Road, Vile Parle (West), Mumbai – 400 056.
CIN: L51909MH2004PLC145007

	(INR in Lakhs)	
	Year ended March 31, 2022	Year ended March 31, 2021
Cash flows from operating activities		
Profit before tax	39,243.57	28,468.22
Adjustment to reconcile profit before tax to cash generated by operating activities:		
Depreciation and amortisation expense	24,529.26	17,039.34
Profit on disposal of property, plant and equipment	0.30	-
Unrealized exchange loss / (gain) (net)	560.84	(956.25)
Discard / Write-off of intangible assets and intangible assets under development	2,923.10	3,832.22
Gain on redemption of current investments	(149.83)	(655.13)
Fair valuation gain on current investments	(483.07)	(450.76)
Provision for gratuity	50.19	46.44
Allowances for doubtful debts (net)	198.05	-
Reversal of doubtful debts	-	(312.71)
Liabilities/ provisions no longer required written back	(1,209.16)	(1,000.77)
Liabilities of capital creditors no longer required written back	(100.84)	(226.98)
Finance costs	162.69	199.00
Interest income	(663.84)	(872.62)
Dividend income	(2,227.78)	(4,573.05)
Bad debts	27.83	821.25
Loss on sale of Bond	5.73	-
Misc Income	(14.63)	-
Operating profit before working capital changes	62,852.41	41,358.20
Movements in working capital:		
Increase in trade receivables	(21,765.52)	(20,749.22)
Increase in inventories	(35,287.96)	(12,216.50)
(Increase)/decrease in loan	(50.00)	0.03
Increase in other assets	(2,847.42)	(1,520.78)
Increase in other financial assets	(1,969.60)	(1,042.79)
Increase in trade payables	31,293.23	16,065.32
Increase in provisions	3,397.59	2,486.36
(Decrease) / Increase in other financial liabilities and other liabilities	(723.70)	1,206.90
Cash generated from operations	34,899.03	25,587.52
Income taxes paid (net of refunds)	(7,160.38)	(5,343.93)
Net cash flows from operating activities (A)	27,738.65	20,243.59
Cash flows from investing activities		
Purchase of property, plant and equipment (including capital work in progress)	(35.88)	(7.53)
Purchase of intangible assets (including intangible assets under development and capital advances)	(23,397.84)	(23,338.26)
Proceeds from sale of property, plant and equipment	6.48	-
Investment in subsidiaries	-	(8.11)
Purchase of current investments	(9,950.00)	(10,874.56)
Proceeds from sale of current investments	6,763.42	15,232.63
Purchase of current investments (Bonds)	(1,394.45)	-
Proceeds from sale of current investments (Bonds)	70.00	-
Interest on Bond	28.14	-
Investment of bank deposit	(1,865.34)	(9,962.62)
Redemption of bank deposits / other bank balances	8,703.22	31.06
Interest from fixed deposit	501.32	513.45
Loans to subsidiaries - given	(1,584.70)	-
Loans to subsidiaries - principal received	1,618.47	26.00
Loans to subsidiaries - interest received	19.35	25.76
Dividends received from subsidiary	2,227.78	4,555.86
Dividends received from current investments	-	17.19
Net cash flows (used in) investing activities (B)	(18,290.03)	(23,789.33)
Cash flows from financing activities		
Proceeds from borrowings	11,975.51	12,474.79
Repayment of borrowings	(14,997.88)	(5,677.77)
Repayment of principal towards lease liability	(474.33)	(418.37)
Interest paid on lease liability	(89.67)	(121.63)
Finance costs paid	(38.18)	(39.12)
Dividend paid on equity shares	(5,412.66)	(1,804.41)
Net cash flows (used in) / from financing activities (C)	(9,037.21)	4,413.49
Net increase / (decrease) in cash and cash equivalents (A + B + C)	411.41	867.75
Cash and cash equivalents at the beginning of the year	3,876.70	3,020.64
Exchange differences on translation of foreign currency cash and cash equivalents	3.92	(11.69)
Cash and cash equivalents at the end of the year	4,292.03	3,876.70
Components of cash and cash equivalents		
Cash on hand	0.17	0.75
With banks	4,291.86	3,875.95
Total cash and cash equivalents as per the cash flows statement	4,292.03	3,876.70



SHARDA CROPChem LIMITED
AUDITED STANDALONE SEGMENT WISE REVENUE, RESULTS, ASSETS AND LIABILITIES
Registered Office: 2nd Floor, Prime Business Park, Dashrathlal Joshi Road, Vile Parle (West), Mumbai – 400 056.
CIN: L51909MH2004PLC145007

(INR in Lakhs)

Sr. No.	Particulars	Three months ended			Year Ended	
		March 31, 2022 Audited	December 31, 2021 Unaudited	March 31, 2021 Audited	March 31, 2022 Audited	March 31, 2021 Audited
1	Segment Revenue					
	(a) Agrochemicals	1,23,208.88	70,921.04	99,048.22	2,94,373.63	2,02,819.47
	(b) Non-agrochemicals	6.43	119.45	117.16	269.95	442.48
	Revenue from operations	1,23,215.31	71,040.49	99,165.38	2,94,643.58	2,03,261.95
2	Segment Results					
	(a) Agrochemicals	17,389.51	10,643.10	14,630.01	37,271.99	23,524.19
	(b) Non-agrochemicals	1.15	(4.25)	10.69	0.17	80.51
	Total	17,390.66	10,638.85	14,640.70	37,272.16	23,604.70
	Less : (i) Finance cost	(45.93)	(25.80)	(31.67)	(130.51)	(156.77)
	(ii) Unallocable expenditure	(359.50)	(359.81)	(532.66)	(1,428.04)	(1,486.10)
	(iii) Unallocable income	279.00	396.52	505.03	3,529.96	6,506.39
	Profit before tax	17,264.23	10,649.76	14,581.40	39,243.57	28,468.22
3	Segment Assets					
	(a) Agrochemicals	3,05,676.97	2,28,979.65	2,28,989.62	3,05,676.97	2,28,989.62
	(b) Non-agrochemicals	14.51	136.15	73.07	14.51	73.07
	(c) Unallocated	37,376.49	52,074.91	39,919.87	37,376.49	39,919.87
	Total	3,43,067.97	2,81,190.71	2,68,982.56	3,43,067.97	2,68,982.56
4	Segment Liabilities					
	(a) Agrochemicals	1,56,805.17	1,07,472.57	1,09,178.50	1,56,805.17	1,09,178.50
	(b) Non-agrochemicals	9.72	10.17	48.64	9.72	48.64
	(c) Unallocated	13,094.14	11,014.27	9,487.51	13,094.14	9,487.51
	Total	1,69,909.03	1,18,497.01	1,18,714.65	1,69,909.03	1,18,714.65
	Net Capital Employed	1,73,158.94	1,62,693.70	1,50,267.91	1,73,158.94	1,50,267.91

Note:

The activities of the Company are divided into two business segments viz. Agrochemicals and Non-agrochemicals (representing Conveyor Belts, Dyes and Dye Intermediates and General Chemicals). These segments form the basis for management control and therefore the basis for monitoring.

Based on the "management approach" as defined in Ind AS 108 - 'Operating Segments' the Chief Operating Decision Maker evaluates the Company's performance and allocates resources based on an analysis of various performance indicators by business segments and segment information is presented accordingly.



For Sharda Cropchem Limited

Ramprakash V. Bubna

Ramprakash V. Bubna
Chairman & Managing Director
(DIN : 00136568)

Place : Mumbai
Date : May 13, 2022