

Date: 12<sup>th</sup> February, 2020

To

The Compliance Department  
BSE Limited  
PJ Towers, Dalal Street,  
Mumbai-400001

The Secretary  
Listing Department  
National Stock Exchange of India Ltd.  
"Exchange Plaza" C-1, Block – G,  
Bandra-Kurla Complex,  
Bandra (East), Mumbai – 400051

Ref.: Scrip Code: 539331; Company Symbol: VETO

Dear Sir,


Pursuant to Clause 33 of SEBI (Listing Obligations and Disclosure Requirements) Regulations, 2015, we enclose herewith a copy of the **Unaudited Financial Results for Quarter ended 31<sup>st</sup> December, 2019** of the Company in the prescribed format as per SEBI Circular No. CIR/CFD/CMD/56/2016 dated 27<sup>th</sup> May, 2016. The said results are approved by the Board of Directors of the Company at its meeting held today on **Wednesday, the 12<sup>th</sup> February, 2020** at Jaipur.

We have also uploaded the Unaudited Financial Results for the Quarter ended 31<sup>st</sup> December, 2019 on the Stock Exchanges Websites (<http://www.nseindia.com/corporates/>) and (<http://www.bseindia.com/markets/>) and on the Company's Website at [www.vetoswitchgears.com](http://www.vetoswitchgears.com).

You are requested to take the above on record.

Yours' faithfully  
For Veto Switchgears and Cables Limited

Akshay Kumar Gurnani  
Managing Director  
DIN: 06888193



*Enclosed: Unaudited Quarterly Financial Results, along with the Limited Review Report (Standalone and Consolidated)*

**Corporate Office :**

4th Floor, Plot No. 10, Days Hotel, Airport Plaza Scheme, Behind Hotel Radisson Blu, Tonk Road,  
Durgapura, Jaipur-302 018 (Rajasthan) Tel : 0141-6667777 Extn. 775  
Email : [info@vetoswitchgears.com](mailto:info@vetoswitchgears.com), [vetoswitchgears@yahoo.co.in](mailto:vetoswitchgears@yahoo.co.in), Website : [www.vetoswitchgears.com](http://www.vetoswitchgears.com)  
**Factory :** Plot No. 65-67 & 74-77, Sector -5, IIE, SIDCUL, Ranipur, Haridwar-249403



# VETO SWITCHGEARS AND CABLES LTD.

Regd. Office : 506, 5th FLOOR PLOT NO. B-9, LANDMARK BUILDING, NEW LINK ROAD,  
ANDHERI (WEST), MUMBAI, MAHARASHTRA 400053



ALL ELECTRICAL SEGMENT

CIN : L31401MH2007PLC171844

## PRESS RELEASE

Veto Switchgears and Cables Limited proudly announces the following results for the quarter ended December 31<sup>st</sup>, 2019:

### **The Unaudited Standalone results for the Quarter ended December 31, 2019:**

The Company has posted a net profit of **Rs. 378.73 Lacs** for the quarter ended December 31, 2019 as compared to **Rs. 3.53 Lacs** for the quarter ended December 31, 2018.

The Total Income of the company has increased from **Rs. 2,897.01 Lacs** for the quarter ended December 31, 2018 to **Rs. 3,293.94 Lacs** for the quarter ended December 31, 2019.


### **The Consolidated Results are as follows:**


### **The Unaudited Consolidated results for the Quarter ended December 31, 2019:**

The company has posted a net profit after taxes, minority interest and share of profit of associates of **Rs. 360.91 Lacs** for the Quarter ended December 31, 2019 as compared to **Rs. 132.75 Lacs** for the Quarter ended December 31, 2018.

The Total Income has decreased from **Rs. 5,636.51 Lacs** for the Quarter ended December 31, 2018 to **Rs. 3,894.91 Lacs** for the Quarter ended December 31, 2019.

Yours faithfully  
For Veto Switchgears and Cables Limited

  
Akshay Kumar Gurnani  
Managing Director  
DIN: 06888193



Place: Jaipur  
Date: February 12<sup>th</sup>, 2020

---

### **Corporate Office :**

4th Floor, Plot No. 10, Days Hotel, Airport Plaza Scheme, Behind Hotel Radisson Blu, Tonk Road,  
Durgapura, Jaipur-302 018 (Rajasthan) Tel : 0141-6667777 Extn. 775  
Email : info@vetoswitchgears.com,vetoswitchgears@yahoo.co.in, Website : www.vetoswitchgears.com  
**Factory : Plot No. 65-67 & 74-77, Sector -5, IIE, SIDCUL, Ranipur, Haridwar-249403**

# CAS & CO

CHARTERED ACCOUNTANTS

Independent Auditor's Review Report on Consolidated Unaudited Financial Results of Veto Switchgears and Cables Limited for the quarter and nine months ended December 31, 2019 pursuant to the Regulation 33 of SEBI (Listing Obligations and Disclosures Requirements) Regulations, 2015

To,  
The Board of Directors  
**Veto Switchgears and Cables Limited**

1. We have reviewed the accompanying Statement of Consolidated Unaudited Financial Results of **Veto Switchgears and Cables Limited** ("the Parent") and its subsidiaries (the Parent and its subsidiaries together referred to as "the Group") for the quarter and nine months ended December 31, 2019 ("the Statement"), being submitted by the Parent pursuant to the requirement of Regulation 33 of the SEBI (Listing Obligations and Disclosure Requirements) Regulations, 2015, as amended.

2. This Statement, which is the responsibility of the Parent's Management and approved by the Board of Directors, has been prepared in accordance with the recognition and measurement principles laid down in Indian Accounting Standard 34 "Interim Financial Reporting" ("Ind AS 34"), prescribed under Section 133 of the Companies Act, 2013, and other accounting principles generally accepted in India. Our responsibility is to express a conclusion on the Statement based on our review.

3. We conducted our review of the Statement in accordance with the Standard on Review Engagements (SRE) 2410 "Review of Interim Financial Information Performed by the Independent Auditor of the Entity", issued by the Institute of Chartered Accountants of India. A review of interim financial information consists of making inquiries, primarily of persons responsible for financial and accounting matters, and applying analytical and other review procedures. A review is substantially less in scope than an audit conducted in accordance with Standards on Auditing and consequently does not enable us to obtain assurance that we would become aware of all significant matters that might be identified in an audit. Accordingly, we do not express an audit opinion.

We also performed procedures in accordance with the circular issued by the SFBI under Regulation 33 (8) of the SEBI (Listing Obligations and Disclosure Requirements) Regulations, 2015, as amended, to the extent applicable.

4. The Statement includes the results of the following entities:

- a) List of Subsidiaries:
- i. Veto Electricals Private Limited
  - ii. Veto Overseas Private FZE
  - iii. Veto Led Lighting Private Limited



5. Based on our review conducted and procedures performed as stated in paragraph 3 above and based on the consideration of the review reports of the other auditors referred to in paragraph 6 below, nothing has come to our attention that causes us to believe that the accompanying Statement, prepared in accordance with the recognition and measurement principles laid down in the aforesaid Indian Accounting Standard and other accounting principles generally accepted in India, has not disclosed the information required to be

disclosed in terms of Regulation 33 of the SEBI (Listing Obligations and Disclosure Requirements) Regulations, 2015, as amended, including the manner in which it is to be disclosed, or that it contains any material misstatement.

6. We did not review the interim financial statements / financial information / financial results of three subsidiaries (Veto Electricals Private Limited, Veto Overseas Private FZE and Veto LED Lightings Private Limited) included in the consolidated unaudited financial results, whose interim financial statements / financial information / financial results reflect total revenues of Rs. 608.44 lakhs and Rs. 2141.60 lakhs, total net profit/(loss) after tax of Rs. (17.83) lakhs and Rs. (131.84) lakhs and total comprehensive income / loss of Rs. (14.10) lakhs and Rs. (101.11) lakhs, for the quarter and nine months ended December 31, 2019 respectively, as considered in the consolidated unaudited financial results. These interim financial statements / financial information / financial results have been reviewed by other auditors whose reports have been furnished to us by the Management and our conclusion on the Statement, in so far as it relates to the amounts and disclosures included in respect of these subsidiaries is based solely on the reports of the other auditors and the procedures performed by us as stated in paragraph 3 above.

Our conclusion on the Statement is not modified in respect of the above matters

**For CAS & Co.**

(formerly known as K. M. Tulsian & Associates)

Chartered Accountants

**Firm's Registration No. 111075W**

*N. K. Musahib*



**Nitesh Musahib**

Partner

**Mem.No. 131146**

**UDIN : 20131146AAAAABP4800**

Place : Mumbai

Date : 12<sup>th</sup> February, 2020

# CAS & CO

CHARTERED ACCOUNTANTS

Limited Review Report on Unaudited Standalone Financial Results of Veto Switchgears and cables Limited for the quarter and nine months ended December 31, 2019 pursuant to the Regulation 33 of SEBI (Listing Obligations and Disclosures Requirements) Regulations, 2015

To,  
The Board of Directors  
Veto Switchgears and cables Limited

1. We have reviewed the accompanying statement of unaudited financial results of of Veto Switchgears and cables Limited (The "Company"), for the quarter and nine months ended December 31, 2019. This statement is the responsibility of the Company's Management and has been approved by the Board of Directors. Our responsibility is to issue a report on these financial statements based on our review.
2. We conducted our review of the Statement in accordance with the Standard on Review Engagements (SRE) 2410 "Review of Interim Financial Information Performed by the Independent Auditor of the Entity", issued by the Institute of Chartered Accountants of India. This standard requires that we plan and perform the review to obtain moderate assurance as to whether the financial statements are free of material misstatement. A review is limited primarily to inquiries of company personnel and analytical procedures applied to financial data and thus provides less assurance than an audit. We have not performed an audit and accordingly, we do not express an ~~audit opinion~~.
3. Based on our review conducted as above, nothing has come to our attention that causes us to believe that the accompanying statement of unaudited financial results prepared in accordance with applicable accounting standards and other recognized accounting practices and policies has not disclosed the information required to be disclosed in terms of Regulation 33 of the SEBI (Listing Obligations and Disclosure Requirements) Regulations, 2015 including the manner in which it is to be disclosed, or that it contains any material misstatement.

For CAS & Co.  
(Formerly Known as K.M. Tulsian & Associates)  
Chartered Accountants  
Firm's Registration No. 111075W

N.K. Musahib  
Nitesh Musahib  
Partner

Mem.No. 131146

UDIN : 20131146AAAABO6384



Place : Mumbai

Date : 12<sup>th</sup> February, 2020

Veto Switchgears and Cables Limited

CIN No. : L31401MH2007PLC171844


Regd. Off: 506, 5th floor, Plot No. B-9, Landmark Building, New Link Road, Andheri (West), Mumbai 400 058.

Email : info@vetoswitchgears.com, Website : www.vetoswitchgears.com, Tel. No. :+91-141-6667750

Statement of Unaudited Financial Results for the Quarter and Nine months ended 31st December, 2019

(Rs. In Lakhs)

Particulars	Standalone						Consolidated					
	Quarter ended		Nine Months ended		Year ended	Quarter ended		Nine Months ended		Year ended		
	31.12.2019 (Unaudited)	30.09.2019 (Unaudited)	31.12.2018 (Unaudited)	31.12.2019 (Unaudited)	31.12.2018 (Unaudited)	31.03.2019 (Audited)	31.12.2019 (Unaudited)	30.09.2019 (Unaudited)	31.12.2018 (Unaudited)	31.12.2019 (Unaudited)	31.12.2018 (Unaudited)	31.03.2019 (Audited)
<b>1. INCOME</b>												
a. Revenue from Operations	3,147.13	2,908.98	2,903.27	8,617.62	7,823.92	10,893.32	3,871.04	3,701.41	5,630.37	11,134.36	17,137.68	21,830.13
b. Other Income	146.82	172.46	(6.26)	434.76	538.40	663.65	23.88	26.31	6.14	52.15	26.16	37.62
<b>Total Income</b>	<b>3,293.94</b>	<b>3,081.44</b>	<b>2,897.01</b>	<b>9,052.37</b>	<b>8,362.32</b>	<b>11,556.97</b>	<b>3,894.91</b>	<b>3,727.73</b>	<b>5,636.51</b>	<b>11,186.50</b>	<b>17,163.84</b>	<b>21,867.74</b>
<b>2. EXPENSES</b>												
a. Cost of Materials consumed	1,213.66	822.49	1,663.58	2,803.97	3,742.54	5,079.39	1,425.96	918.60	1,820.52	3,301.15	4,285.44	5,817.41
b. Purchase of Stock-in-trade	917.80	953.60	901.44	2,550.38	2,764.44	4,022.92	1,341.15	1,111.47	6,238.96	3,305.29	14,696.98	16,935.56
c. Change in Inventories of Finished Goods, Work-in-Progress and Stock in trade	(53.22)	235.68	(503.93)	420.53	(1,207.67)	(1,651.40)	(113.95)	624.88	(3,460.43)	1,305.09	(5,360.25)	(5,486.63)
d. Employee benefits expenses	243.90	231.44	204.31	708.71	574.72	807.65	258.61	248.56	238.22	758.38	680.78	936.48
e. Finance costs	86.96	105.38	93.66	296.41	272.14	387.35	87.98	105.39	94.13	297.76	273.95	389.43
f. Depreciation & amortizations expenses	36.43	36.36	29.93	109.95	88.74	129.65	40.39	40.18	34.22	121.76	101.52	146.68
g. Other Expenses	314.46	327.45	434.47	929.10	1,107.14	1,423.25	342.09	351.92	465.49	995.47	1,204.84	1,533.26
<b>Total Expenses</b>	<b>2,759.99</b>	<b>2,712.40</b>	<b>2,823.46</b>	<b>7,819.05</b>	<b>7,342.05</b>	<b>10,198.81</b>	<b>3,382.23</b>	<b>3,401.01</b>	<b>5,431.11</b>	<b>10,084.90</b>	<b>15,883.26</b>	<b>20,272.19</b>
<b>3. Profit before tax (1-2)</b>	<b>533.96</b>	<b>369.04</b>	<b>73.55</b>	<b>1,233.33</b>	<b>1,020.27</b>	<b>1,358.16</b>	<b>512.68</b>	<b>326.72</b>	<b>205.40</b>	<b>1,101.60</b>	<b>1,280.58</b>	<b>1,595.55</b>
<b>4. Tax expense</b>												
Current Tax	149.25	92.13	79.00	339.29	282.00	366.00	149.25	92.13	79.00	339.29	282.00	366.00
Deferred Tax	5.98	1.92	(36.92)	6.81	(84.88)	30.94	2.53	3.60	(34.29)	6.92	(75.84)	44.02
Taxation of earlier years	-	-	27.94	-	27.94	28.22	-	-	27.94	-	27.94	28.22
<b>5. Profit after tax (3-4)</b>	<b>378.73</b>	<b>274.99</b>	<b>3.53</b>	<b>887.23</b>	<b>795.21</b>	<b>933.00</b>	<b>360.91</b>	<b>230.99</b>	<b>132.75</b>	<b>755.40</b>	<b>1,046.48</b>	<b>1,157.30</b>
<b>6. Other Comprehensive Income / (Loss)</b>												
<b>Items that will not be reclassified to Profit or Loss</b>												
Remeasurements of the defined benefit plan	1.07	1.07	5.82	3.22	17.47	4.30	1.07	1.07	5.82	3.22	17.47	4.30
Tax on Above	(0.31)	(0.31)	(1.70)	(0.94)	(5.09)	(1.25)	(0.31)	(0.31)	(1.70)	(0.94)	(5.09)	(1.25)
<b>Items that will be reclassified to Profit or Loss</b>												
Exchange Difference in translating the financial statement of foreign operations	-	-	-	-	-	-	3.72	47.45	(261.98)	30.72	337.97	330.10
<b>Other Comprehensive Income / (Loss)</b>	<b>0.77</b>	<b>0.76</b>	<b>4.12</b>	<b>2.29</b>	<b>12.38</b>	<b>3.05</b>	<b>4.49</b>	<b>48.21</b>	<b>(257.86)</b>	<b>33.01</b>	<b>350.35</b>	<b>333.14</b>
<b>7. Total Comprehensive Income (5+6)</b>	<b>379.50</b>	<b>275.75</b>	<b>7.65</b>	<b>889.52</b>	<b>807.59</b>	<b>936.05</b>	<b>365.40</b>	<b>279.20</b>	<b>(125.11)</b>	<b>788.41</b>	<b>1,396.83</b>	<b>1,490.45</b>
<b>Net Profit attributable to</b>												
Owners of equity	-	-	-	-	-	-	360.91	230.99	132.75	755.40	1,046.48	1,157.30
Non Controlling Interest	-	-	-	-	-	-	-	-	-	-	-	-
<b>Total Comprehensive Income attributable to</b>												
Owners of Equity	-	-	-	-	-	-	365.40	279.20	(125.11)	788.41	1,396.83	1,490.45
Non Controlling Interest	-	-	-	-	-	-	-	-	-	-	-	-
<b>8. Paid-up Equity Share Capital (Face Value of Rs. 10/- each)</b>	<b>1,911.50</b>	<b>1,911.50</b>	<b>1,911.50</b>	<b>1,911.50</b>	<b>1,911.50</b>	<b>1,911.50</b>	<b>1,911.50</b>	<b>1,911.50</b>	<b>1,911.50</b>	<b>1,911.50</b>	<b>1,911.50</b>	<b>1,911.50</b>
<b>9. Reserves (excluding Revaluation Reserve) as shown in the Audited Balance Sheet of previous year.</b>	<b>12,232.38</b>	<b>12,232.38</b>	<b>10,097.99</b>	<b>12,232.38</b>	<b>10,097.99</b>	<b>10,097.99</b>	<b>14,819.81</b>	<b>14,819.81</b>	<b>13,011.72</b>	<b>13,011.72</b>	<b>13,011.72</b>	<b>13,011.72</b>
<b>10. Earnings per share of Rs. 10/- each</b>												
(a) Basic	1.99	1.44	0.02	4.67	4.18	4.91	1.89	1.21	0.70	3.98	5.51	6.09
(b) Diluted	1.99	1.44	0.02	4.67	4.18	4.91	1.89	1.21	0.70	3.98	5.51	6.09



Notes:

- The above financial results have been reviewed by the Audit Committee and approved by the Board of Directors at their respective meetings held on February 12, 2020 and have undergone 'Limited Review' by the Statutory Auditors of the Company.
- This statement has been prepared in accordance with the Companies (Indian Accounting Standard) Rules, 2015 (Ind AS) prescribed under section 133 of the Companies Act, 2013 and other recognized accounting practices and policies to the extent applicable. The Consolidated financial results have been prepared in accordance with Ind AS 110 on Consolidated Financial Statements.
- Based on the guiding principles given in Ind AS – 108 "Operating Segment" prescribed under Section 133 of the Companies Act, 2013 read with the relevant rules issued thereunder the disclosure requirements of Ind AS – 108 is as under:

Particulars	Standalone						Consolidated					
	Quarter ended		Nine Months ended		Year ended	Quarter ended		Nine Months ended		Year ended		
	31.12.2019 (Unaudited)	30.09.2019 (Unaudited)	31.12.2018 (Unaudited)	31.12.2019 (Unaudited)	31.12.2018 (Unaudited)	31.03.2019 (Audited)	31.12.2019 (Unaudited)	30.09.2019 (Unaudited)	31.12.2018 (Unaudited)	31.12.2019 (Unaudited)	31.12.2018 (Unaudited)	31.03.2019 (Audited)
<b>A. Segment Revenue</b>												
Wire & Cables	1,069.80	1,025.50	1,092.20	3,145.49	2,786.73	3,996.48	1,338.20	1,514.49	2,270.66	4,457.01	6,639.96	8,104.24
Lighting & Fittings	1,246.08	1,052.92	838.03	3,189.46	2,490.06	3,547.82	1,606.34	1,135.05	1,503.38	3,794.55	5,087.08	7,796.95
Accessories & Others	831.22	830.56	973.04	2,282.64	2,547.13	3,349.01	919.85	1,051.87	1,856.33	2,876.15	5,410.64	5,928.93
<b>Total Revenue</b>	<b>3,147.10</b>	<b>2,908.98</b>	<b>2,903.27</b>	<b>8,617.59</b>	<b>7,823.92</b>	<b>10,893.32</b>	<b>3,864.40</b>	<b>3,701.41</b>	<b>5,630.37</b>	<b>11,127.72</b>	<b>17,137.68</b>	<b>21,830.13</b>
<b>B. Segment Results</b>												
Wire & Cables	156.61	111.17	110.92	444.44	396.04	527.09	169.75	337.52	226.71	719.62	863.52	1,044.01
Lighting & Fittings	431.79	325.64	249.24	1,205.58	805.45	1,190.08	645.49	261.78	240.43	1,153.93	1,035.04	1,634.58
Accessories & Others	274.19	285.61	188.56	631.25	543.05	723.14	189.75	361.02	237.64	843.99	836.88	950.69
	<b>862.59</b>	<b>722.43</b>	<b>548.72</b>	<b>2,281.27</b>	<b>1,744.54</b>	<b>2,440.31</b>	<b>1,004.99</b>	<b>960.31</b>	<b>704.78</b>	<b>2,717.54</b>	<b>2,735.45</b>	<b>3,629.29</b>
Less : Unallocable Expenses	352.06	384.11	345.31	1,076.34	901.80	1,228.80	387.81	514.34	377.17	1,248.56	1,105.56	1,535.26
Less : Depreciation	36.43	36.36	29.93	109.95	88.74	129.65	40.39	40.18	34.22	121.76	101.52	146.68
<b>Operating Profit</b>	<b>474.10</b>	<b>301.96</b>	<b>173.47</b>	<b>1,094.98</b>	<b>754.01</b>	<b>1,081.87</b>	<b>576.79</b>	<b>405.79</b>	<b>293.39</b>	<b>1,347.22</b>	<b>1,528.37</b>	<b>1,947.35</b>
Less : Finance Cost	86.96	105.38	93.66	296.41	272.14	387.35	87.98	105.39	94.13	297.76	273.95	389.43
Add : Other Income	146.82	172.46	(6.26)	434.76	538.40	663.65	23.88	26.31	6.14	52.15	26.16	37.62
<b>Profit Before Tax</b>	<b>533.96</b>	<b>369.04</b>	<b>73.55</b>	<b>1,233.33</b>	<b>1,020.27</b>	<b>1,358.16</b>	<b>512.68</b>	<b>326.72</b>	<b>205.40</b>	<b>1,101.60</b>	<b>1,280.58</b>	<b>1,595.54</b>
Less : Tax expense (Net)	155.23	94.05	70.02	346.10	225.06	425.16	151.78	95.73	72.65	346.21	234.10	438.24
<b>Profit After Tax</b>	<b>378.73</b>	<b>274.99</b>	<b>3.53</b>	<b>887.23</b>	<b>795.21</b>	<b>933.00</b>	<b>360.91</b>	<b>230.99</b>	<b>132.75</b>	<b>755.40</b>	<b>1,046.48</b>	<b>1,157.30</b>
<b>C. Segments Assets</b>												
Wire & Cables	1,272.89	1,127.51	1,112.64	1,272.89	1,112.64	1,621.99	2,217.97	2,117.59	2,588.82	2,217.97	2,588.82	2,547.71
Lighting & Fittings	2,708.34	2,745.19	2,088.52	2,708.34	2,088.52	2,593.81	2,941.26	2,819.46	2,320.30	2,941.26	2,320.30	3,067.34
Accessories & Others	1,536.53	1,580.90	1,080.90	1,536.53	1,080.90	1,543.13	3,384.98	3,534.02	3,649.52	3,384.98	3,649.52	3,876.28
Unallocated	13,855.35	13,016.66	15,322.98	13,855.35	15,322.98	13,580.23	13,412.15	12,611.49	13,762.37	13,412.15	13,762.37	12,549.67
<b>Total</b>	<b>19,373.12</b>	<b>18,470.27</b>	<b>19,605.04</b>	<b>19,373.12</b>	<b>19,605.04</b>	<b>19,339.16</b>	<b>21,956.36</b>	<b>21,082.55</b>	<b>22,321.02</b>	<b>21,956.36</b>	<b>22,321.02</b>	<b>22,041.00</b>
<b>D. Segments Liabilities</b>												
Wire & Cables	94.21	86.02	51.62	94.21	51.62	65.15	130.43	123.11	104.93	130.43	104.93	101.73
Lighting & Fittings	306.60	311.60	233.46	306.60	233.46	216.05	306.60	311.60	247.19	306.60	247.19	216.05
Accessories & Others	415.92	308.22	458.11	415.92	458.11	391.48	415.92	308.22	473.25	415.92	473.25	391.48
Unallocated	3,522.99	3,110.52	4,846.43	3,522.99	4,846.43	4,522.61	3,583.71	3,185.11	4,851.85	3,583.71	4,851.85	4,600.44
<b>Total</b>	<b>4,339.72</b>	<b>3,816.35</b>	<b>5,589.63</b>	<b>4,339.72</b>	<b>5,589.63</b>	<b>5,195.29</b>	<b>4,436.65</b>	<b>3,928.04</b>	<b>5,677.21</b>	<b>4,436.65</b>	<b>5,677.21</b>	<b>5,309.70</b>

4. Comparative financial information have been regrouped and reclassified, wherever necessary, to correspond to the figures of the current period.

For and on behalf of the Board

Akshay Kumar Gurnani  
Managing Director  
DIN : 06888193

Place : Jaipur  
Date : February 12, 2020

