

K.P. ENERGY LIMITED

CIN: L40100GJ2010PLC059169



KPEL/BM/OCT/2023/O-446

November 7, 2023

To,
BSE Limited
Phiroze Jeejeebhoy Towers,
Dalal Street, Mumbai 400 001

Script Code: 539686

Sub.: Outcome of the Board Meeting and Submission of Standalone and Consolidated Unaudited Financial Results for the quarter and half ended September 30, 2023.

Ref.: Regulation 30, 33 and other applicable provisions of the Securities and Exchange Board of India (Listing Obligations and Disclosure Requirements) Regulations, 2015 ('SEBI Listing Regulations') read with corresponding circulars and notifications issued thereunder.

Dear Sir(s),

We wish to inform you that the Board of Directors of the Company at its meeting held today, commenced at 01:00 p.m. and concluded at 02:10 p.m. at the registered office of the Company wherein Board of Directors, inter alia, has:

1. Approved Standalone and Consolidated Unaudited financial results of the Company for the quarter and half year ended September 30, 2023.

Pursuant to Regulation 33 of the SEBI Listing Regulations, copy of financial results as above along with the limited review report by the Statutory Auditors have been annexed herewith.

2. Considered, approved and declared **Interim Dividend at 4% i.e. Re. 0.20 (Twenty Paise Only)** per equity share having face value of Rs. 5/- each of the Company, for the financial year 2023-24. The Record date for payment of this interim dividend is **November 17, 2023**, as per our earlier intimation dated October 31, 2023.

The Dividend shall be paid within 30 days from the date of its declaration to the shareholders whose name appears in the Register of Members as on the Record date.

3. Considered and taken on record resignation of Mr. Pravinkumar Singh from the post of Chief Financial Officer and Key Managerial Personnel of the Company with effect from

Reg. Office:

'KP House', Opp. Ishwar Farm Junction BRTS, Near Bliss IVF Circle,
Canal Road, Bhatar, Surat - 395017, Gujarat, India.

Phone: +91-261-2234757, Fax: +91-261-2234757

E-mail: info@kpenergy.in, Website: www.kpenergy.in

ISO 14001:2015, ISO 9001:2015 and ISO 45001: 2018 Certified Company

BSE Listed Company

K.P. ENERGY LIMITED

CIN: L40100GJ2010PLC059169

the closure of the Business hours of November 7, 2023. Mr. Pravinkumar Singh has been offered with CFO responsibilities of another KP Group company. The details as required under Regulation 30 of the SEBI Listing Regulations is enclosed herewith as **ANNEXURE - I**.

4. Considered and approved appointment of Mrs. Shabana Virender Bajari as the Chief Financial Officer and Key Managerial Personnel of the Company with effect from November 8, 2023. The details as required under Regulation 30 of the SEBI Listing Regulations is enclosed herewith as **ANNEXURE - II**.
5. Considered and approved appointment of Mr. Amitkumar Subhashchandra Khandelwal (DIN: 09287996) as an Additional Director, Whole Time Director and Key Managerial Personnel of the Company for the period of five year, with effect from November 7, 2023, as recommended by the Nomination and Remuneration Committee, subject to the approval of shareholders. The details as required under Regulation 30 of the SEBI Listing Regulations is enclosed herewith as **ANNEXURE - III**.
6. Considered and approved appointment of Mr. Dukhabandhu Rath (DIN: 08965826) as an Additional Director (Non-Executive Independent) of the Company with effect from November 7, 2023. The details as required under Regulation 30 of the SEBI Listing Regulations is enclosed herewith as **ANNEXURE - IV**.

Request you to please take the same on your record.

Thanking You,

Yours faithfully,

For K.P. Energy Limited

Affan Faruk Patel
Whole Time Director
DIN: 08576337

Encl.:a/a

Reg. Office:

'KP House', Opp. Ishwar Farm Junction BRTS, Near Bliss IVF Circle,
Canal Road, Bhatar, Surat - 395017, Gujarat, India.

Phone: +91-261-2234757, Fax: +91-261-2234757

E-mail: info@kpenergy.in, Website: www.kpenergy.in

ISO 14001:2015, ISO 9001:2015 and ISO 45001: 2018 Certified Company

 Listed Company

ANNEXURE I

Details under Regulation 30 of the SEBI (Listing Obligations and Disclosure Requirements) Regulations, 2015 read along with SEBI circular SEBI/HO/CFD/CFD-PoD-1/P/CIR/2023/123 dated July 13, 2023.

Resignation of Mr. Pravinkumar Singh from the post of Chief Financial Officer and Key Managerial Personnel of the Company.

Sr. No.	Disclosure Requirement	Details
1	Name of Key Managerial Personnel	Mr. Pravinkumar Singh
2	Reason for Change viz. appointment, resignation, removal, death or otherwise	Resignation as Chief Financial Officer and Key Managerial Personnel of the Company. Mr. Pravinkumar Singh has been offered with CFO responsibilities of another KP Group company.
3	Date of appointment/cessation (as applicable) & Terms of Appointment	From the closure of the Business hours of November 7, 2023.

ENERGY IS HERE

Reg. Office:

'KP House', Opp. Ishwar Farm Junction BRTS, Near Bliss IVF Circle, Canal Road, Bhatar, Surat - 395017, Gujarat, India.

Phone: +91-261-2234757, Fax: +91-261-2234757

E-mail: info@kpenergy.in, Website: www.kpenergy.in

ISO 14001:2015, ISO 9001:2015 and ISO 45001: 2018 Certified Company

BSE Listed Company

K.P. ENERGY LIMITED

CIN: L40100GJ2010PLC059169



ANNEXURE II

Details under Regulation 30 of the SEBI (Listing Obligations and Disclosure Requirements) Regulations, 2015 read along with SEBI circular SEBI/HO/CFD/CFD-PoD-1/P/CIR/2023/123 dated July 13, 2023.

Appointment of Mrs. Shabana Virender Bajari as Chief Financial Officer & Key Managerial Personnel of the Company.

Sr. No.	Particulars	Details
1	Name of Key Managerial Personnel	Mrs. Shabana Virender Bajari
2	Reason for change viz. appointment, resignation, removal, death or otherwise;	Appointed as Chief Financial Officer & Key Managerial Personnel of the Company.
3	Date of appointment/ cessation (as applicable) & term of appointment;	Appointed with effect from November 8, 2023.
4	Brief profile (in case of appointment);	<p>Mrs. Shabana Bajari is a highly qualified and experienced finance professional with an extensive background in finance and accounting. She is a Chartered Accountant and a Law Graduate with a Diploma in Information Systems Audit. Her career spans over 26 years, during which she has held various leadership roles and made significant contributions to the organizations she has been associated with.</p> <p>She began her career as a Management Trainee in 1997 and steadily progressed through various leadership roles. Her early experience as an Accountant at Krishak Bharati Co-operative Limited ('KRIBHCO') in Surat, Gujarat, where she dedicated nearly a decade and sharpened her financial skills as an accountant. Subsequently, she joined Neo Group, where her journey began as a senior</p>

Reg. Office:

'KP House', Opp. Ishwar Farm Junction BRTS, Near Bliss IVF Circle, Canal Road, Bhatar, Surat - 395017, Gujarat, India.

Phone: +91-261-2234757, Fax: +91-261-2234757

E-mail: info@kpenergy.in, Website: www.kpenergy.in

ISO 14001:2015, ISO 9001:2015 and ISO 45001: 2018 Certified Company

BSE Listed Company



K.P. ENERGY LIMITED

CIN: L40100GJ2010PLC059169

E-mail : info@kpenergy.in
Website : www.kpenergy.in

	<p>manager and culminated in her becoming the Head of Department. Notably, she assumed the role of Acting CFO, leading the Finance & Accounts team of the Bilfinger Neo Group, the then subsidiary of the prestigious German conglomerate Bilfinger SE.</p> <p>Mrs. Bajari's journey continued with diverse leadership roles at Dhanurdhar Processors Private Limited before she joined KPI Green Energy Limited. At KPI Green Energy Limited, she served as the General Manager (Finance & Accounts) and was entrusted with the responsibilities of Interim CFO for a period from September 2022 to January 2023. Her career trajectory exemplifies her adaptability, financial acumen, and leadership prowess, making her a seasoned professional in the world of finance.</p> <p>Mrs. Shabana Bajari's extensive experience and diverse roles in finance and accounting, combined with her legal background, make her a well-rounded professional capable of managing various financial, commercial and corporate governance aspects of an organization. Her proven expertise in financial management, including project finance and budgeting, demonstrates her ability to drive financial success and contribute to the growth of the companies she serves.</p>	<p>manager and culminated in her becoming the Head of Department. Notably, she assumed the role of Acting CFO, leading the Finance & Accounts team of the Bilfinger Neo Group, the then subsidiary of the prestigious German conglomerate Bilfinger SE.</p> <p>Mrs. Bajari's journey continued with diverse leadership roles at Dhanurdhar Processors Private Limited before she joined KPI Green Energy Limited. At KPI Green Energy Limited, she served as the General Manager (Finance & Accounts) and was entrusted with the responsibilities of Interim CFO for a period from September 2022 to January 2023. Her career trajectory exemplifies her adaptability, financial acumen, and leadership prowess, making her a seasoned professional in the world of finance.</p> <p>Mrs. Shabana Bajari's extensive experience and diverse roles in finance and accounting, combined with her legal background, make her a well-rounded professional capable of managing various financial, commercial and corporate governance aspects of an organization. Her proven expertise in financial management, including project finance and budgeting, demonstrates her ability to drive financial success and contribute to the growth of the companies she serves.</p>
5	Disclosure of relationships between directors (in case of appointment of a director).	Not Applicable

Reg. Office:

'KP House', Opp. Ishwar Farm Junction BRTS, Near Bliss IVF Circle, Canal Road, Bhatar, Surat - 395017, Gujarat, India.

Phone: +91-261-2234757, Fax: +91-261-2234757

E-mail: info@kpenergy.in, Website: www.kpenergy.in

ISO 14001:2015, ISO 9001:2015 and ISO 45001: 2018 Certified Company

BSE Listed Company

ANNEXURE III

Details under Regulation 30 of the SEBI (Listing Obligations and Disclosure Requirements) Regulations, 2015 read along with SEBI circular SEBI/HO/CFD/CFD-PoD-1/P/CIR/2023/123 dated July 13, 2023.

Appointment of Mr. Amitkumar Subhashchandra Khandelwal (DIN: 09287996) as an Additional Director, Whole Time Director and Key Managerial Personnel of the Company.

Sr. No.	Particulars	Details
1	Name of the Director	Mr. Amitkumar Subhashchandra Khandelwal
2	Reason for change viz. appointment, resignation, removal, death or otherwise;	Appointed as an Additional Director, Whole Time Director and Key Managerial Personnel of the Company.
3	Date of appointment/ cessation (as applicable) & term of appointment;	November 7, 2023 For the period of five (5) year, with effect from November 7, 2023 upto November 6, 2028, Subject to Shareholder at the next general meeting or within a time period of three months from the date of appointment, whichever is earlier.
4	Brief profile (in case of appointment);	Mr. Amitkumar Subhashchandra Khandelwal is a seasoned professional with a wealth of knowledge and experience. He holds a Bachelor of Engineering degree in Production from Sardar Vallabhbhai National Institute of Technology, Surat, and a Post Graduate Diploma in Finance Management from The Maharaja Sayajirao University, Vadodara. Additionally, he has completed a course on lead Auditing for Quality Management Systems. With a career spanning over two decades, Mr. Khandelwal has demonstrated his expertise in diverse sectors, including

Reg. Office:

'KP House', Opp. Ishwar Farm Junction BRTS, Near Bliss IVF Circle, Canal Road, Bhatar, Surat - 395017, Gujarat, India.

Phone: +91-261-2234757, Fax: +91-261-2234757

E-mail: info@kpenergy.in, Website: www.kpenergy.in

ISO 14001:2015, ISO 9001:2015 and ISO 45001: 2018 Certified Company

BSE Listed Company

Since 1994



K.P. ENERGY LIMITED

CIN: L40100GJ2010PLC059169

E-mail : info@kpenergy.in
Website : www.kpenergy.in

		Telecom, Automotive, Pharmaceutical, Manufacturing, Solar, and Transmission industries.
5	Disclosure of relationships between directors (in case of appointment of a director).	Mr. Amitkumar Subhashchandra Khandelwal is not related to any Directors of the Company.
6	Information as required pursuant to SEBI Letter dated June 14, 2018 read with BSE Circular No. LIST/COMP/14/2018-19, dated June 20, 2018.	Mr. Amitkumar Subhashchandra Khandelwal is not debarred from holding the office of Director by virtue of any SEBI Order or any other such Authority.



Reg. Office:

'KP House', Opp. Ishwar Farm Junction BRTS, Near Bliss IVF Circle,
Canal Road, Bhatar, Surat - 395017, Gujarat, India.

Phone: +91-261-2234757, **Fax:** +91-261-2234757

E-mail: info@kpenergy.in, **Website:** www.kpenergy.in

ISO 14001:2015, ISO 9001:2015 and ISO 45001: 2018 Certified Company

BSE Listed Company

K.P. ENERGY LIMITED

CIN: L40100GJ2010PLC059169



E-mail : info@kpenergy.in
Website : www.kpenergy.in

ANNEXURE IV

Details under Regulation 30 of the SEBI (Listing Obligations and Disclosure Requirements) Regulations, 2015 read along with SEBI circular SEBI/HO/CFD/CFD-PoD-1/P/CIR/2023/123 dated July 13, 2023.

Appointment of Mr. Dukhabandhu Rath (DIN: 08965826) as an Additional Director (Non-Executive Independent) of the Company.

Sr. No.	Particulars	Details
1	Name of the Director	Mr. Dukhabandhu Rath
2	Reason for change viz. appointment, resignation, removal, death or otherwise;	Appointed as an Additional Director (Non-Executive Independent) of the Company.
3	Date of appointment/ cessation (as applicable) & term of appointment;	November 7, 2023 Appointed as an Additional Director (Non-Executive Independent) till the approval of the shareholders at the next general meeting or within a time period of three months from the date of appointment, whichever is earlier.
4	Brief profile (in case of appointment);	Mr. Dukhabandhu Rath, a Senior Top Executive Banker and former Chief General Manager of State Bank of India holds a bachelor's degree in Political Science and Economics from Utkal University, Bhubaneshwar. He is a Certified Associate of the Indian Institute of Bankers (Part I & Part II), recognized by the Indian Institute of Banking and Finance in Mumbai. He has nearly four decades of illustrious service in the Indian Banking Industry, with a remarkable 36-year tenure at the renowned

Reg. Office:

'KP House', Opp. Ishwar Farm Junction BRTS, Near Bliss IVF Circle, Canal Road, Bhatar, Surat - 395017, Gujarat, India.

Phone: +91-261-2234757, Fax: +91-261-2234757

E-mail: info@kpenergy.in, Website: www.kpenergy.in

ISO 14001:2015, ISO 9001:2015 and ISO 45001: 2018 Certified Company

BSE Listed Company

		<p>State Bank of India (SBI). His multifaceted expertise encompasses SME and Corporate Credit, Retail Credit, Branch Operations, Customer Service, Risk Management, Audit & Compliance, Digitization & IT, Strategic Planning & Budgeting, and Resource Mobilization.</p> <p>Throughout his career, he has been celebrated as a top performer, consistently delivering outstanding results. His areas of excellence include business development, innovative banking practices, stakeholder management, analytical proficiency, and adept team leadership. His strategic vision and strong communication skills have fueled his success.</p> <p>Among his notable achievements, Mr. Rath served as the Managing Director of Gujarat Venture Finance Limited, where he successfully mobilized funds and attracted investments from a diverse range of entities. As Chief General Manager for SBI's Ahmedabad Circle, he attained top efficiency rankings and made significant contributions to the growth of the MSME sector in Gujarat.</p> <p>With a solid academic foundation and certifications in corporate directorship, he has shared his expertise through sessions on analytics in banking and as a speaker at conferences. Multiple honors and awards throughout his career attest to his exceptional performance, making him a highly valuable asset to any organization.</p>
5	Disclosure of relationships between directors (in case of appointment of a director).	Mr. Dukhabandhu Rath is not related to any Directors of the Company.

Reg. Office:

'KP House', Opp. Ishwar Farm Junction BRTS, Near Bliss IVF Circle, Canal Road, Bhatar, Surat - 395017, Gujarat, India.

Phone: +91-261-2234757, Fax: +91-261-2234757

E-mail: info@kpenergy.in, Website: www.kpenergy.in

ISO 14001:2015, ISO 9001:2015 and ISO 45001: 2018 Certified Company

BSE Listed Company



Since 1994



K.P. ENERGY LIMITED

CIN: L40100GJ2010PLC059169

E-mail : info@kpenergy.in
Website : www.kpenergy.in

6	Information as required pursuant to SEBI Letter dated June 14, 2018 read with BSE Circular No. LIST/COMP/14/2018-19, dated June 20, 2018.	Mr. Dukhabandhu Rath is not debarred from holding the office of Director by virtue of any SEBI Order or any other such Authority.
---	---	---

Since 1994



ENERGY IS HERE

Reg. Office:

'KP House', Opp. Ishwar Farm Junction BRTS, Near Bliss IVF Circle,
Canal Road, Bhatar, Surat - 395017, Gujarat, India.

Phone: +91-261-2234757, **Fax:** +91-261-2234757

E-mail: info@kpenergy.in, **Website:** www.kpenergy.in

ISO 14001:2015, ISO 9001:2015 and ISO 45001: 2018 Certified Company

BSE Listed Company

INDEPENDENT AUDITOR'S REVIEW REPORT on Consolidated Unaudited Quarterly and year to date Financial Results of the Company Pursuant to the Regulation 33 of the SEBI (Listing Obligations and Disclosure Requirements) Regulations, 2015.

To,
The Board of Directors,
K.P. ENERGY LIMITED
KP House', Opp. Ishwar Farm Junction BRTS,
Near Bliss IVF Circle, Canal Road,
Bhatar, Surat – 395017

1. We have reviewed the accompanying statement of Consolidated Unaudited financial results of **K.P. ENERGY LIMITED** (“the Holding Company”) and its Subsidiaries (the Holding Company and its subsidiaries together referred to as “the Group”), and its share of the net profit/(loss) after tax and total comprehensive income / loss of its associates for the quarter ended September 30,2023 and year to date from April 01, 2023 to September 30, 2023 (the "Statement") attached herewith, being submitted by the Holding Company pursuant to the requirements of Regulation 33 of the SEBI (Listing Obligations and Disclosure Requirements) Regulation, 2015, as amended.
2. This Statement which is the responsibility of the Holding Company’s Management and has been approved by the Board of Directors, has been prepared in accordance with the recognition and measurement principles laid down in Indian Accounting Standards (Ind AS) 34 on ‘Interim Financial Reporting’, prescribed under Section 133 of the Companies Act, 2013 read with relevant rules issued there under and other accounting principles generally accepted in India. Our responsibility is to express a conclusion on these financial statements and issue a report based on our review.
3. We conducted our review in accordance with the Standard on Review Engagements (SRE) 2410 “Review of Interim Financial Information performed by the Independent Auditors of the Entity”, issued by the Institute of Chartered Accountants of India. A review of Interim Financial Information consists of making inquiries, primarily of persons responsible for financial and accounting matters, and applying analytical and other review procedures. A review is substantially less in scope than an Audit conducted in accordance with Standards on Auditing and consequently does not enable us to obtain assurance that we would become aware of all significant matters that might be identified in an Audit. Accordingly, we do not express an audit opinion.

We also performed procedures in accordance with the circular issued by SEBI under Regulation 33(8) of The SEBI (Listing Obligation and Disclosures Requirements) Regulations, 2015, as amended, to the extent applicable.


4. The Statement includes the result of the following entities:
 1. K.P. Energy Limited
 2. K.P Energy Mahua Windfarms Private Limited
 3. Wind Farm Developers Private Limited
 4. Ungarn Renewable Energy Private Limited
 5. Evergreen Mahuva Windfarms Private Limited



6. VG DTL Transmission Projects Private Limited
 7. HGV DTL Transmission Projects Private Limited
 8. KP Energy OMS Limited
 9. Manar Power Infra LLP
 10. Miyani Power Infra LLP
 11. Belampar Power Infra LLP
 12. Hajipir Renewable Energy LLP
 13. Vanki Renewable Energy LLP
 14. Mahuva Power Infra LLP
5. Based on our review conducted and procedures performed as stated above, nothing has come to our attention that causes us to believe that the accompanying Statement, prepared in accordance with the recognition and measurement principles laid down in the aforesaid Indian Accounting Standards ('Ind AS') specified under Section 133 of the Companies Act, 2013 as amended, read with relevant rules issued thereunder and other accounting principles generally accepted in India, has not disclosed the information required to be disclosed in terms of Regulation 33 of the SEBI (Listing Obligations and Disclosure Requirements) Regulations, 2015, as amended, including the manner in which it is to be disclosed, or that it contains any material misstatement.
6. Emphasis of Matter – No Such thing requires to be mentioned hence our conclusion is not modified in respect of this matter.
7. The Consolidated Unaudited Financial Results include the Interim Financial Results of 6 subsidiaries, 1 associate and 6 wholly owned SPVs which have been reviewed by us, whose Interim Financial Statement reflects total asset of Rs. 1,070.31 Lakhs as at 30th September, 2023 and the total revenue of Rs.87.51 Lakhs and Rs.211.27 Lakhs and total net profit/(loss) after tax of Rs.(3.27) Lakhs and Rs.16.77 Lakhs and total comprehensive income/loss of Rs. Nil and Rs. Nil for the quarter ended 30th September, 2023 and for the period from 1st April, 2023 to 30th September, 2023 respectively and cash flows (net) of Rs. (5.96) Lakhs for the period from 1st April, 2023 to 30th September, 2023 as considered in the Consolidated Unaudited Financial Results.

Our conclusion on the statement is not modified in respect of the above matters.

FOR MAAK and Associates
[Firm Registration No.135024W]
Chartered Accountants



Marmik Shah
Partner

Mem. No. 133926

UDIN : 23133926BGWFFN2338



Place : Ahmedabad
Date : 07-11-2023

K.P. ENERGY LIMITED
CIN: L40100GJ2010PLC059169

Reg. Office: 'KP House', Opp. Ishwar Farm Junction BRTS, Near Bliss IVF Circle, Canal Road, Bhatar, Surat - 395017, Gujarat
Tele Fax - (0261)2234757, Email- info@kpenergy.in, Website - www.kpenergy.in

STATEMENT OF UNAUDITED CONSOLIDATED FINANCIAL RESULTS FOR THE QUARTER AND HALF YEAR ENDED SEPTEMBER 30, 2023

(Rs. in Lacs)

Sr. No.	Particulars	Quarter ended			Half Year Ended		Year ended
		30-09-2023 (Unaudited)	30-06-2023 (Unaudited)	30-09-2022 (Unaudited)	30-09-2023 (Unaudited)	30-09-2022 (Unaudited)	31-03-2023 (Audited)
I	Revenue	7,023.42	11,298.82	5,636.49	18,322.24	18,112.57	43,782.25
	Net Sales/income from Operations						
	(i) Revenue from Infrastructure Development	6,443.10	10,861.72	5,262.50	17,304.82	17,422.59	42,392.81
	(ii) Revenue from Sale of Power	479.89	336.93	271.82	816.82	498.59	989.87
	(iii) Revenue from Operation & Maintenance Services	100.43	100.17	102.17	200.60	191.09	399.57
II	Other Income	124.63	36.83	149.20	161.46	169.25	456.42
III	Total Income (I+II)	7,148.05	11,335.65	5,785.69	18,483.70	18,281.82	44,238.67
IV	Expenses:						
	a) Cost of Materials consumed	4,362.18	8,044.39	3,649.30	12,406.57	13,489.42	32,745.03
	b) Changes in inventories of finished goods, work-in-progress and stock-in-trade	-	-	-	-	-	-
	c) Employee benefits expense	377.34	328.38	293.23	705.72	581.11	1,074.59
	d) Finance Costs	289.09	190.10	102.38	479.19	204.42	540.68
	e) Depreciation and amortisation expense	210.85	201.20	124.45	412.05	251.95	519.03
	f) Other expenses	702.15	823.68	580.52	1,525.83	1,208.36	2,862.10
	Total Expenses (a to f)	5,941.61	9,587.75	4,749.88	15,529.36	15,735.26	37,741.43
V	Profit/ (Loss) before tax (III-IV)	1,206.44	1,747.90	1,035.81	2,954.34	2,546.56	6,497.24
VI	Share of Profit/(loss) from an associates	(25.83)	(28.66)	(27.65)	(54.49)	(56.58)	(113.55)
VII	Tax Expense						
	Current Tax	214.35	359.45	304.45	573.80	753.53	1,418.78
	Mat Credit Entitlement	-	14.54	-	14.54	-	-
	Deferred Tax	87.54	(178.52)	-9.71	-90.98	24.71	522.53
	Taxation pertaining to earlier years	60.44	-	43.04	60.44	43.04	51.56
	Exceptional items/Prior Period Items	-	-	-	-	-	-
	Total Tax Expense	362.33	195.47	337.78	557.80	821.28	1,992.87
VIII	Profit/ Loss for the period (V-VI)	818.28	1,523.77	670.38	2,342.05	1,668.69	4,390.82
IX	Other comprehensive Income (after Tax)						
	A) Items that will not be reclassified to profit and loss	-	-	59.33	-	-	(6.56)
	Income Tax on above	-	-	(6.91)	-	-	1.91
	B) Items that will be reclassified to profit and loss	-	-	-	-	-	-
	Income tax on above	-	-	-	-	-	-
	Total Other Comprehensive Income (Net of Tax)	-	-	52.42	-	-	(4.65)
X	Total Comprehensive Income for the period comprising Net Profit/ (Loss) for the period & Other Comprehensive Income (V+VI)	818.28	1,523.77	722.80	2,342.05	1,668.69	4,386.17
	Total comprehensive Income attributable to :						
(a)	Owners of the company	818.26	1,523.83	722.88	2,342.08	1,668.81	4,386.85
(b)	Non-controlling Interest	0.02	(0.05)	(0.08)	(0.03)	(0.12)	(0.68)
	Paid-up equity share capital (Face Value: Rs. 5/- each)	1,111.50	1,111.50	1,111.50	1,111.50	1,111.50	1,111.50
	Adjusted Basic Earnings per share (Rs.) (Face value of Rs. 5 each - not annualised)	3.68	6.85	3.25	10.54	7.51	19.73
	Adjusted Diluted Earnings per share (Rs.) (Face value of Rs. 5 each - not annualised)	3.66	6.82	3.24	10.48	7.47	19.63

Notes:

- The above Unaudited Consolidated Financial Results have been prepared in accordance with Indian Accounting Standards (Ind AS) notified under section 133 of the Companies Act 2013, read with the Companies (Indian Accounting Standards) Rules, 2015.
- The above Consolidated Financial Results have been reviewed by the Audit committee and approved by the Board of Directors of the Company at their respective meeting held on November 7, 2023.
- Previous year/s/period's figures have been regrouped/reclassified/recasted wherever necessary to confirm to classification of current year/period.
- There are no Investor complaints received/pending as on September 30, 2023.

For K.P. Energy Limited



(Signature)
Aftab Fakubhai Patel
Whole Time Director
DIN: 08576337

(Signature)
Pravinkumar Singh
Chief Financial Officer

Date : 07/11/2023
Place : Surat

K.P. ENERGY LIMITED
CIN: L40100GJ2010PLC059169

Reg. Office: 'KP House', Opp. Ishwar Farm Junction BRTS, Near Bliss IVF Circle, Canal Road, Bhatar, Surat - 395017, Gujarat
Tele Fax - (0261)2234757, Email- info@kpenergy.in, Website - www.kpenergy.in

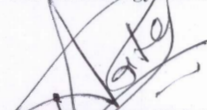
UNAUDITED CONSOLIDATED BALANCE SHEET AS AT 30TH SEPTEMBER, 2023


(Rs. In Lacs)

Particulars	As at 30-09-2023	As at 31-03-2023
Assets		
(1) Non-current assets		
(a) Property, Plant and Equipment	15,498.34	13,580.27
(b) Right of Use Asset	992.82	802.72
(c) Capital work-in-progress	459.91	113.71
(d) Other intangible assets	-	-
(e) Financial Assets	-	-
(i) Investments	2,057.75	2,112.24
(ii) Loans	-	-
(iii) Other financial assets	98.35	67.08
(e) Deferred tax assets (Net)	-	-
(f) Other non-current assets	954.17	1,384.62
Total Non- Current Assets	20,061.34	18,060.64
(2) Current assets		
(a) Inventories	5,462.18	8,639.73
(b) Financial Assets	-	-
(i) Investments	192.31	210.79
(ii) Trade receivables	3,250.78	5,665.48
(iii) Cash and cash equivalents	281.50	50.72
(iv) Bank Balances other than (iii) above	1,306.92	1,284.83
(v) Loans	14.33	11.02
(vi) Other financial assets	5,752.24	131.25
(c) Other current assets	1,850.75	507.97
Total Current Assets	18,111.01	16,501.79
Total Assets (1+2)	38,172.35	34,562.43
EQUITY AND LIABILITIES		
(1) Equity		
(a) Equity Share Capital	1,111.50	1,111.50
(b) Instruments entirely Equity in Nature	562.76	562.76
(c) Other Equity	13,464.00	11,180.30
(d) Non- Controlling Interests	(114.29)	(114.26)
Total Equity (1)	15,023.97	12,740.30
Liabilities		
(2) Non-Current Liabilities		
(a) Financial Liabilities	-	-
(i) Borrowings	5,747.97	3,284.46
(ii) Other Financial liabilities	876.46	837.68
(b) Provisions	48.02	48.02
(c) Other non - current Liabilities	1,836.05	2,294.04
(d) Deferred Tax (net)	1,725.45	1,924.29
Total Non-Current Liabilities	10,233.95	8,388.49
(3) Current Liabilities		
(a) Financial Liabilities	-	-
(i) Borrowings	775.62	742.82
(ii) Trade payables	7,530.24	9,407.23
(iii) Other Financial liabilities	3,323.81	2,375.65
(b) Other current liabilities	679.54	408.54
(c) Provisions	98.80	47.00
(d) Current tax liabilities	506.42	452.40
Total Current Liabilities	12,914.43	13,433.64
TOTAL EQUITY AND LIABILITIES (1+2+3)	38,172.35	34,562.43

For K.P. Energy Limited




Affan Farukhbhai Patel
Whole Time Director
DIN: 08576337


Pravinkumar Singh
Chief Financial Officer

Date : 07/11/2023
Place : Surat

UNAUDITED CONSOLIDATED CASH FLOW STATEMENT FOR THE HALF YEAR ENDED SEPTEMBER 30, 2023

	(Rs. In Lacs)	
Particulars	Half Year Ended 30th September, 2023	Half Year Ended 30th September, 2022
Cash flow from operating activities		
Profit before tax as per statement of profit and loss	2,899.86	2,516.14
Adjustments for:		
Non Controlling Interest	(0.03)	(2,253.95)
Net worth of Subsidiary considering the same as an associates	-	4,451.09
Depreciation and Amortisation	412.05	281.30
Interest income	(39.51)	(24.33)
Interest Expense	345.96	250.95
Notional Interest on Fair value of Loan	38.78	-
Finance cost on right of use of asset	39.95	21.82
Realised Profit on Sale of Investment in shares and securities	-	129.05
Realised Profit on Investment of Mutual Fund	(1.16)	0.56
Unrealised Profit on Investment of Mutual Fund	(5.31)	0.44
Operating profit before working capital changes	3,690.57	5,373.07
Movements in working capital :		
(Increase)/decrease in trade receivables	2,414.70	(1,074.40)
(Increase)/decrease in inventories	3,177.55	3,786.66
(Increase)/decrease in Current and Non current Financial assets	(5,655.57)	36.70
Increase/(decrease) in Trade Payables	(1,876.99)	(4,804.42)
Increase/(decrease) in current and Non Current Liabilities	(287.60)	(1,184.70)
Increase/(decrease) in current and Non Financial liabilities	945.35	(362.44)
Increase/(decrease) in provisions	57.67	3.01
(Increase)/decrease in Current and Non current Assets	(912.33)	(87.74)
Cash generated from operations	1,553.35	1,685.73
Direct taxes (paid)/refund (net)	(586.10)	(521.46)
Net cash Inflow / (Outflow) from operating activities (A)	967.25	1,164.27
Cash flows from investing activities		
Purchase of property, plant and equipments (Including capital work in progress, capital advances and capital creditors)	(2,866.42)	403.02
Purchase/(Sale) of Non Current Investments	48.17	(2,736.42)
Proceeds from Transfer of Net Worth on Slump Sale with Business Transfer Agreement for OMS Division	-	244.86
Unrealised Profit/(Loss) on sale of Mutual Fund	5.31	-
Interest received	39.51	24.33
Sale of investment in Mutual Fund	24.96	256.44
Sale of investment in Shares	-	180.05
Net cash inflow from investing activities (B)	(2,748.48)	(1,627.72)
Cash flows from financing activities		
Proceeds/ (Repayment) from Long Term Borrowings (Net)	2,823.13	371.54
Payment of Dividend	(55.58)	(110.80)
Proceeds/(repayment) from Short Term borrowing (net)	(326.83)	(680.41)
Payment of Lease Liability	(60.67)	(25.86)
Interest paid	(345.96)	(250.95)
Net cash Inflow from financing activities (C)	2,034.11	(696.48)
Net increase / (decrease) in cash & cash equivalents (A + B + C)	252.88	(1,159.93)
Cash and cash equivalents at the beginning of the year	1,335.55	2,120.87
Cash and cash equivalents at the end of the period	1,588.43	960.94
Notes:		
Component of cash and cash equivalents		
Cash on hand	8.35	20.35
Balances with scheduled bank		
In Current Accounts	191.85	19.17
In Escrow Account	81.31	0.28
In Other Bank Balance	1,306.92	921.14
Cash and Cash Equivalents at the End of the period	1,588.43	960.94

(1) The Statement of Cash flows has been prepared under the Indirect method as set out in Ind AS 7 – Statement of Cash flows notified under section 133 of The Companies Act, 2013, read together with paragraph 7 of the Companies (Indian Accounting Standard) Rules 2015 (as amended).

(2) Previous year figures are regrouped/reclassified wherever necessary.

Date : 07/11/2023
Place : Surat



For K.P. Energy Limited

Affan Farukhbhai Patel
Whole Time Director
DIN: 08576337

Pravinkumar Singh
Chief Financial Officer

K.P. ENERGY LIMITED
CIN: L40100GJ2010PLC059169

Reg. Office: 'KP House', Opp. Ishwar Farm Junction BRTS, Near Bliss IVF Circle, Canal Road, Bhatar, Surat - 395017, Gujarat
Tele Fax - (0261)2234757, Email- info@kpenery.in, Website - www.kpenery.in

CONSOLIDATED SEGMENT INFORMATION AS ON QUARTER AND HALF YEAR ENDED SEPTEMBER 30, 2023


(Rs. in Lacs)

Particulars	Quarter ended			Half Year Ended		Year Ended
	30-09-2023 (Unaudited)	30-06-2023 (Unaudited)	30-09-2022 (Unaudited)	30-09-2023 (Unaudited)	30-09-2022 (Unaudited)	31-03-2023 (Audited)
01. Segment Revenue						
Net Sales/income from each segment						
(i) Revenue from Infrastructure Development	6,443.10	10,861.72	5,262.50	17,304.82	17,422.59	42,392.81
(ii) Revenue from Sale of Power	479.89	336.93	271.82	816.82	498.89	989.87
(iii) Revenue from Operation & Maintenance Services	100.43	100.17	102.18	200.60	191.09	399.57
Total Segment Revenue	7,023.42	11,298.82	5,636.50	18,322.24	18,112.57	43,782.25
Less: Inter Segment Revenue						
Revenue From Operation	7,023.42	11,298.82	5,636.50	18,322.24	18,112.57	43,782.25
02. Segment Results						
Profit/Loss before tax and interest from each segment						
(i) Revenue from Infrastructure Development	1,261.36	1,756.53	867.12	3,017.89	2,271.14	6,244.59
(ii) Revenue from Sale of Power	220.09	121.10	191.09	341.19	327.31	571.95
(iii) Revenue from Operation & Maintenance Services	14.08	60.37	64.88	74.45	122.11	221.38
Total Profit before tax	1,495.53	1,938.00	1,123.09	3,433.53	2,720.56	7,037.92
Add/Less :						
i) Finance Cost	289.09	190.10	102.38	479.19	204.42	540.68
ii) Other Unallocable Expenditure net off unallocable income	-	-	-	-	-	-
Profit Before Tax	1,206.44	1,747.90	1,020.71	2,954.34	2,516.14	6,497.24
03. Segment Assets						
(i) Revenue from Infrastructure Development	29,074.08	30,323.04	22,137.37	29,074.08	22,137.37	25,167.96
(ii) Revenue from Sale of Power	8,685.75	8,993.44	4,380.81	8,685.75	4,380.81	8,924.26
(iii) Revenue from Operation & Maintenance Services	412.52	500.06	344.92	412.52	344.92	470.21
Total Segment Assets	38,172.35	39,816.53	26,863.10	38,172.35	26,863.10	34,562.43
Unallocable Assets	-	-	-	-	-	-
Net Segment Assets	38,172.35	39,816.53	26,863.10	38,172.35	26,863.10	34,562.43
04. Segment Liabilities						
(i) Revenue from Infrastructure Development	17,435.21	19,644.06	14,885.77	17,435.21	14,885.77	20,225.30
(ii) Revenue from Sale of Power	5,535.97	5,757.18	1,737.56	5,535.97	1,737.56	1,526.43
(iii) Revenue from Operation & Maintenance Services	177.20	154.04	5.61	177.20	5.61	70.40
Total Segment Liabilities	23,148.38	25,555.28	16,628.94	23,148.38	16,628.94	21,822.13
Unallocable Liabilities	-	-	-	-	-	-
Net Segment Liabilities	23,148.38	25,555.28	16,628.94	23,148.38	16,628.94	21,822.13
05. Capital Employed (Segment Assets- Segment Liabilities)						
(i) Revenue from Infrastructure Development	11,638.87	10,678.98	7,251.60	11,638.87	7,251.60	4,942.66
(ii) Revenue from Sale of Power	3,149.78	3,236.26	2,643.25	3,149.78	2,643.25	7,397.83
(iii) Revenue from Operation & Maintenance Services	235.32	346.01	339.31	235.32	339.31	399.81

For and on behalf of Board of Directors of
K.P. Energy Limited




Affan Parikhbhai Patel
Whole Time Director
DIN:08576337


Pravinkumar Singh
Chief Financial Officer

Date : 07/11/2023
Place : Surat

Chartered Accountants

INDEPENDENT AUDITOR'S REVIEW REPORT on Standalone Quarterly and year to date Unaudited Financial Results of the Company Pursuant to the Regulation 33 of the SEBI (Listing Obligations and Disclosure Requirements) Regulations, 2015.

To,
The Board of Directors,
K.P. ENERGY LIMITED
KP House', Opp. Ishwar Farm Junction BRTS,
Near Bliss IVF Circle, Canal Road,
Bhatar, Surat – 395017

1. We have reviewed the accompanying statement of unaudited standalone financial results of **K.P. ENERGY LIMITED** (the "Company"), for the quarter ended September 30, 2023 and year to date from April 01, 2023 to September 30, 2023 (the "Statement") attached herewith, being submitted by the Company pursuant to the requirements of Regulation 33 of the SEBI (Listing Obligations and Disclosure Requirements) Regulations, 2015, as amended (the "Listing Regulations").
2. This Statement which is the responsibility of the Company's Management and has been approved by the Board of Directors, has been prepared in accordance with the recognition and measurement principles laid down in Indian Accounting Standards (Ind AS) 34 on 'Interim Financial Reporting', prescribed under Section 133 of the Companies Act, 2013 read with relevant rules issued there under and other accounting principles generally accepted in India. Our responsibility is to issue a report on these financial statements based on our review.
3. We conducted our review of the Statement in accordance with the Standard on Review Engagements (SRE) 2410, "Review of Interim Financial Information performed by the Independent Auditor of the Entity" issued by the Institute of Chartered Accountants of India. This standard requires that we plan and perform the review to obtain moderate assurance as to whether the financial statements are free of material misstatement. A review is limited primarily to inquiries of Company personnel and analytical procedures applied to financial data and thus provide less assurance than an audit. We have not performed an audit and accordingly, we do not express an audit opinion.
4. Based on our review conducted as above, nothing has come to our attention that causes us to believe that the accompanying statement of unaudited financial results prepared in accordance with applicable Indian Accounting Standards ('Ind AS') prescribed under section 133 of The Companies Act, 2013, read with relevant Rules issued thereunder and other recognized accounting practices and policies generally accepted in India, has not disclosed the information required to be disclosed in terms of Regulation 33 of the SEBI (Listing Obligations and Disclosure Requirements) Regulations, 2015, as amended, including the manner in which it is to be disclosed, or that it contains any material misstatement.
5. Emphasis of Matter – No such thing requires to be mentioned hence our conclusion is not modified in respect of this matter.

FOR MAAK and Associates
[Firm Registration No.135024W]
Chartered Accountants



Marmik Shah
Partner

Mem. No. 133926

UDIN : 23133926BGWFFM5462



Place : Ahmedabad
Date : 07-11-2023

K.P. ENERGY LIMITED
CIN: L40100GJ2010PLC059169

Reg. Office: 'KP House', Opp. Ishwar Farm Junction BRTS, Near Bliss IVF Circle, Canal Road, Bhatar, Surat - 395017, Gujarat
Tele Fax - (0261)2234757, Email- info@kpenery.in, Website - www.kpenery.in


STATEMENT OF UNAUDITED STANDALONE FINANCIAL RESULTS FOR THE QUARTER AND HALF YEAR ENDED SEPTEMBER 30, 2023

(Rs.in Lacs)

Sr. No.	Particulars	Quarter ended			Half Year Ended		Year ended
		30-09-2023 (Unaudited)	30-06-2023 (Unaudited)	30-09-2022 (Unaudited)	30-09-2023 (Unaudited)	30-09-2022 (Unaudited)	31-03-2023 (Audited)
I	Revenue	6,937.91	11,175.09	5,534.32	18,113.00	17,921.48	43,382.68
	Net Sales/income from Operations						
	(i) Revenue from Infrastructure Development	6,458.02	10,838.16	5,262.50	17,296.18	17,422.59	42,392.81
	(ii) Revenue from Sale of Power	479.89	336.93	271.82	816.82	498.89	989.87
II	Other Income	122.63	36.80	148.71	159.43	168.76	455.78
III	Total Income (a+b)	7,060.54	11,211.89	5,683.03	18,272.43	18,090.24	43,838.46
IV	Expenses:						
	a) Cost of Materials consumed	4,337.55	8,023.44	3,656.64	12,360.99	13,489.42	32,689.13
	b) Changes in inventories of finished goods, work-in-progress and stock-in-trade	-	-	-	-	-	-
	c) Employee benefits expense	347.41	300.16	271.73	647.57	542.20	980.60
	d) Finance Costs	289.09	190.08	102.24	479.17	204.28	540.60
	e) Depreciation and amortisation expense	210.16	200.56	123.88	410.72	250.82	516.53
	f) Other expenses	685.93	817.56	556.74	1,503.49	1,176.07	2,793.74
	Total Expenses (a to f)	5,870.14	9,531.80	4,711.23	15,401.94	15,662.79	37,520.60
VI	Profit/ Loss for the period before Exceptional items and tax (III-IV)	1,190.40	1,680.09	971.80	2,870.49	2,427.45	6,317.86
VII	Tax Expense						
	Current Tax	231.69	342.11	288.02	573.80	722.69	1,361.37
	Mat Credit Entitlement	-	14.54	-	14.54	-	-
	Deferred Tax	76.72	(180.30)	(10.15)	(103.58)	23.69	523.33
	Taxation pertaining to earlier years	60.44	-	43.04	60.44	43.04	51.56
	Exceptional items/Prior Period Items	-	-	-	-	-	-
	Total Tax Expense	368.85	176.35	320.91	545.20	789.42	1,936.26
VIII	Profit/ Loss for the period (V-VI)	821.55	1,503.74	650.89	2,325.29	1,638.03	4,381.60
IX	Other comprehensive Income (after Tax)						
	A) Items that will not be reclassified to profit and loss	-	-	59.33	-	-	(6.56)
	Income Tax on above	-	-	(6.91)	-	-	1.91
	B) Items that will be reclassified to profit and loss	-	-	-	-	-	-
	Income tax on above	-	-	-	-	-	-
	Total Other Comprehensive Income (Net of Tax)	-	-	52.42	-	-	(4.65)
X	Total Comprehensive Income for the period comprising Net Profit/ (Loss) for the period & Other Comprehensive Income (VII+VIII)	821.55	1,503.74	703.31	2,325.29	1,638.03	4,376.95
	Paid-up equity share capital (Face Value: Rs. 5/- each)	1,111.50	1,111.50	1,111.50	1,111.50	1,111.50	1,111.50
	Adjusted Basic & Diluted Earnings per share (Rs) (Face value of Rs. 5 each- not annualised)	3.70	6.76	3.16	10.46	7.37	19.69

Notes:

- The above Audited Standalone Financial Results have been prepared in accordance with Indian accounting Standards (Ind AS) notified under section 133 of the Companies Act 2013, read with the Companies (Indian Accounting Standards) Rules, 2015.
- The above Standalone Financial Results have been reviewed by the Audit committee and approved by the Board of Directors of the Company at their respective meeting held on November 07, 2023.
- Previous year's/period's figures have been regrouped/reclassified/recasted wherever necessary to confirm to classification of current year/period.
- There are no Investor complaints received/pending as on September 30, 2023.



For K.P. Energy Limited

(Signature)

Ahkan Parukhbhai Patel
Whole Time Director
DIN: 08576337

(Signature)

Pravinkumar Singh
Chief Financial Officer

Date : 07/11/2023
Place : Surat

K.P. ENERGY LIMITED
CIN:- L40100GJ2010PLC059169

Reg. Office: 'KP House', Opp. Ishwar Farm Junction BRTS, Near Bliss IVF Circle, Canal Road, Bhatar, Surat - 395017, Gujarat
Tele Fax - (0261)2234757, Email- info@kpenergy.in, Website - www.kpenergy.in

UNAUDITED STANDALONE BALANCE SHEET AS AT SEPTEMBER 30, 2023

(Rs.in Lacs)

Particulars	As at September 30, 2023	As at March 31, 2023
Assets		
Non-current assets		
Property, plant and equipment	15,241.20	13,324.72
Right of use assets	992.82	802.72
Capital work-in-progress	17.61	113.01
Non-current financial assets		
Investments	2,871.56	2,871.56
Other financial assets	98.35	67.08
Other non-current assets	954.17	938.62
	20,175.71	18,117.71
Current assets		
Inventories	4,135.93	7,318.70
Financial assets		
(i) Investments	192.31	210.79
(ii) Trade receivables	3,540.86	5,876.67
(iii) Cash and cash equivalents	252.96	16.22
(iv) Bank balance other than cash and cash equivalents	1,306.92	1,284.83
(v) Loans	34.64	28.96
(vi) Other financial assets	6,125.22	493.68
Other current assets	1,337.48	501.16
	16,926.32	15,731.01
Total assets	37,102.03	33,848.72
Equity and liabilities		
Equity		
Equity share capital	1,111.50	1,111.50
Other equity	13,550.72	11,283.82
Total equity	14,662.22	12,395.32
Liabilities		
Non-current liabilities		
Financial liabilities		
(i) Borrowings	5,217.05	2,753.54
(ii) Other financial Liabilities	876.46	837.68
Provisions	41.32	41.32
Deferred tax liabilities (net)	1,836.05	1,925.11
Other non-current liabilities	1,713.66	2,294.04
	9,684.54	7,851.69
Current liabilities		
Financial liabilities		
(i) Borrowings	775.62	742.82
(ii) Trade payables	7,424.76	9,386.25
(iii) Other financial liabilities	3,323.81	2,375.65
Provisions	98.46	46.77
Other current liabilities	666.68	645.38
Liabilities for current tax (net)	465.94	404.85
	12,755.27	13,601.72
Total liabilities	22,439.81	21,453.41
Total equity and liabilities	37,102.03	33,848.72

Date : 07/11/2023
Place : Surat



For K.P. Energy Limited

(Signature)
Affan Karubhai Patel
Whole Time Director
DIN: 08576337

(Signature)
Pravinkumar Singh
Chief Financial Officer

K.P. ENERGY LIMITED

CIN:- L40100GJ2010PLC059169

Reg. Office: 'KP House', Opp. Ishwar Farm Junction BRTS, Near Bliss IVF Circle, Canal Road, Bhatar, Surat - 395017, Gujarat
Tele Fax - (0261)2234757, Email- info@kpenergy.in, Website - www.kpenergy.in

UNAUDITED STANDALONE STATEMENT OF CASH FLOWS FOR THE HALF YEAR ENDED SEPTEMBER 30, 2023

(Rs.in Laacs)

Particulars	Half Yearly Ended 30th September, 2023	Half Yearly Ended 30th September, 2022
Cash flow from operating activities		
Profit before tax as per statement of profit and loss	2,870.49	2,427.45
Adjustments for:		
Finance cost on right of use of asset	39.95	21.82
Depreciation and amortisation	410.72	250.82
Interest income	(39.48)	(24.33)
Interest expense	345.96	204.28
Notional Interest on Fair value of Loan	38.78	-
Realised (gain)/loss on Investment in shares and securities	(1.16)	129.61
Unrealised (gain)/loss on Investment in shares and securities	(5.31)	0.44
Loss on Defined Benefit Obligation		
Operating profit before working capital changes	3,659.95	3,010.08
Movements in working capital :		
(Increase)/decrease in trade receivables	2,335.82	(773.36)
(Increase)/decrease in inventories	3,182.77	4,760.69
(Increase)/decrease in Current & Non Current financial assets	(5,668.49)	11.07
(Increase)/decrease in Current and Non current Assets	(851.88)	(40.51)
Increase/(decrease) in trade payables	(1,961.49)	(4,785.27)
Increase/(decrease) in Current & Non Current liabilities	(538.36)	(1,294.88)
Increase/(decrease) in provisions	56.93	3.01
Increase/(decrease) in Current & Non Current financial liabilities	945.33	(362.22)
Cash generated from operations	1,160.58	528.63
Direct taxes (paid)/refund (net)	(578.38)	(518.26)
Net cash Inflow / (Outflow) from operating activities (A)	582.20	10.37
Cash flows from investing activities		
Purchase of property, plant and equipments (Including capital work in	(2,421.91)	(745.28)
Purchase of Shares of Subsidiary	-	(220.00)
Sale/(Purchase) of Non Current Investments	(5.31)	(276.43)
Proceeds from Transfer of Net worth on Slump Sale to Subsidiary	-	244.86
Interest received	39.48	24.33
Unrealised Profit/(Loss) on sale of Mutual Fund	5.31	-
Sale of investment in Mutual Fund and shares	24.96	436.49
Net cash inflow from investing activities (B)	(2,357.47)	(536.02)
Cash flows from financing activities		
Proceeds/from Long Term Borrowings (Net of repayment)	2,823.14	371.55
Payment of Dividend	(55.58)	(110.80)
Proceeds/(repayment) from current borrowing (net)	(326.83)	(680.41)
Interest paid	(345.96)	(182.46)
Payment of lease liabilities	(60.67)	(25.86)
Net cash Inflow from financing activities (C)	2,034.11	(627.99)
Net increase / (decrease) in cash & cash equivalents (A + B + C)	258.84	(1,153.64)
Cash and cash equivalents at the beginning of the year	1,301.04	2,095.20
Cash and cash equivalents at the end of the period	1,559.88	941.56
Notes:		
Component of cash and cash equivalents		
Cash on hand	1.61	19.49
Balances with scheduled bank		
On current accounts	170.04	0.37
Balance in escrow account	81.31	0.28
Other bank balance	1,306.92	921.42
Cash and Cash Equivalents at the End of the period	1,559.88	941.56
	-	-

(1) The Statement of Cash flows has been prepared under the Indirect method as set out in Ind AS 7 – Statement of Cash flows notified under section 133 of The Companies Act, 2013, read together with paragraph 7 of the Companies (Indian Accounting Standard) Rules 2015 (as amended).

(2) Previous year figures are regrouped/reclassified wherever necessary.

Date : 07/11/2023
Place : Surat



For K.P. Energy Limited

Allan Karubhai Patel
Whole Time Director
DIN: 08576337

Pravinkumar Singh
Chief Financial Officer

K.P. ENERGY LIMITED
CIN: L40100GJ2010PLC059169
Reg. Office: 'KP House', Opp. Ishwar Farm Junction BRTS, Near Bliss IVF Circle, Canal Road, Bhatar, Surat - 395017, Gujarat
Tele Fax - (0261)2234757, Email- info@kpenergy.in, Website - www.kpenergy.in

STANDALONE SEGMENT INFORMATION AS ON QUARTER AND HALF YEAR ENDED SEPTEMBER 30, 2023

(Rs. in Lacs)

Particulars	Quarter ended			Half Year Ended		Year Ended
	30-09-2023 (Unaudited)	30-06-2023 (Unaudited)	30-09-2022 (Unaudited)	30-09-2023 (Unaudited)	30-09-2022 (Unaudited)	31-03-2023 (Audited)
01. Segment Revenue						
Net Sales/income from each segment						
(i) Revenue from Infrastructure Development	6,458.02	10,838.16	5,262.50	17,296.18	17,422.59	42,392.81
(ii) Revenue from Sale of Power	479.89	336.93	271.82	816.82	498.89	989.87
Total Segment Revenue	6,937.91	11,175.09	5,534.32	18,113.00	17,921.48	43,382.68
Less: Inter Segment Revenue	-	-	-	-	-	-
Revenue From Operation	6,937.91	11,175.09	5,534.32	18,113.00	17,921.48	43,382.68
02. Segment Results						
Profit/Loss before tax and interest from each segment						
(i) Revenue from Infrastructure Development	1,259.41	1,749.07	882.95	3,008.47	2,304.42	6,286.51
(ii) Revenue from Sale of Power	220.09	121.10	191.09	341.19	327.31	571.95
(iii) Revenue from Operation & Maintenance Services	-	-	-	-	-	-
Total Profit before interest tax	1,479.50	1,870.17	1,074.04	3,349.66	2,631.73	6,858.46
Add/Less :						
i) Finance Cost	289.09	190.08	102.24	479.17	204.28	540.60
ii) Other Unallocable Expenditure net off unallocable income	-	-	-	-	-	-
Profit Before Tax	1,190.40	1,680.09	971.80	2,870.49	2,427.45	6,317.86
03. Segment Assets						
(i) Revenue from Infrastructure Development	28,416.28	29,770.64	21,448.92	28,416.28	21,448.92	24,924.46
(ii) Revenue from Sale of Power	8,685.75	8,993.44	4,380.81	8,685.75	4,380.81	8,924.26
(iii) Revenue from Operation & Maintenance Services	-	-	-	-	-	-
Total Segment Assets	37,102.03	38,764.07	25,829.73	37,102.03	25,829.73	33,848.72
Unallocable Assets	-	-	-	-	-	-
Net Segment Assets	37,102.03	38,764.07	25,829.73	37,102.03	25,829.73	33,848.72
04. Segment Liabilities						
(i) Revenue from Infrastructure Development	16,903.84	19,110.65	14,287.23	16,903.84	14,287.23	19,926.97
(ii) Revenue from Sale of Power	5,535.97	5,757.18	1,743.93	5,535.97	1,743.93	1,526.43
(iii) Revenue from Operation & Maintenance Services	-	-	-	-	-	-
Total Segment Liabilities	22,439.81	24,867.83	16,031.16	22,439.81	16,031.16	21,453.40
Unallocable Liabilities	-	-	-	-	-	-
Net Segment Liabilities	22,439.81	24,867.83	16,031.16	22,439.81	16,031.16	21,453.40
05. Capital Employed (Segment Assets- Segment Liabilities)						
(i) Revenue from Infrastructure Development	11,512.44	10,659.99	7,161.69	11,512.44	7,161.69	4,997.49
(ii) Revenue from Sale of Power	3,149.78	3,236.26	2,636.88	3,149.78	2,636.88	7,397.83
(iii) Revenue from Operation & Maintenance Services	-	-	-	-	-	-

For and on behalf of Board of Directors of
K.P. Energy Limited



(Signature)
Affan Harukhrai Patel
 Whole Time Director
 DIN:08576337

(Signature)
Pravinkumar Singh
 Chief Financial Officer

Date : 07/11/2023
 Place : Surat

Notes:

1. Revenue Recognition:

Sale of Power:

This includes Income from sale of Power generated from 8.4 MW Wind Turbine and 10 MWdc Solar Plant. Revenue is recognised to the extent that it is probable that the economic benefits will flow to the Company and the revenue can be reliably measured, regardless of when the payment is being made. Revenue is measured at fair value of the consideration received or receivable, after deduction of any trade discounts, volume rebates and any taxes or duties collected on behalf of the government which are levied on sales such as goods and services tax and other applicable taxes etc.

The Company applies the revenue recognition criteria to each separately identifiable component of the sales transaction as set out below:

Sale of goods:

Revenue from sale of goods is recognised when all the significant risks and rewards of ownership in the goods are transferred to the buyer as per the terms of the contract, there is neither continuing managerial involvement with the goods nor effective control over the goods sold, it is probable that economic benefits will flow to the Company, the costs incurred or to be incurred in respect of the transaction can be measured reliably and the amount of revenue can be measured reliably.

Sale of power:

Revenue from sale of power is recognized as and when significant certainty as to the measurability and collectability exists and actual billing is made to the customers once the actual consumption of power is confirmed from the regulatory authorities and customers. Revenue from the end of the last billing to the Balance Sheet date is recognized as unbilled revenues

Revenue from Infrastructure development and work contract income:

Revenue on time-and-material contracts are recognized as the related services are performed and revenue from the end of the last billing to the Balance Sheet date is recognized as unbilled revenues. Revenue from fixed-price, fixed-timeframe contracts, where there is no uncertainty as to measurement or collectability of consideration, is recognized as per the percentage-of-completion method. When there is uncertainty as to the measurement or ultimate collectability, revenue recognition is postponed until such uncertainty is resolved. Efforts or costs expended have been used to measure progress towards completion as there is a direct relationship between input and productivity. Provisions for estimated losses, if any, on uncompleted contracts are recorded in the period in which such losses become probable based on the current contract estimates. Costs and earnings in excess of billings are classified as unbilled revenue while billings in excess of costs and earnings are classified as unearned revenue. Deferred contract costs are amortized over the term of the contract.

Maintenance revenue is recognized rateably over the term of the underlying maintenance arrangement.

Interest Income:

Interest income is recognised on time proportion basis taking into account the amount outstanding and rate applicable.

For all Financial Assets measured at amortized cost, interest income is recorded using the effective interest rate (EIR) i.e. the rate that exactly discounts estimated future cash receipts through the

expected life of the financial asset to the net carrying amount of the financial assets. The future cash flows include all other transaction costs paid or received, premiums or discounts if any, etc.

Dividend income

Dividend income is recognised at the time when right to receive the payment is established, which is generally when the shareholders approve the dividend.

2. Property, plant and equipment:

Property, plant and equipment are stated at cost less accumulated depreciation and impairment, if any. Costs directly attributable to acquisition are capitalized until the property, plant and equipment are ready for use, as intended by the Management. The Company depreciates property, plant and equipment over their estimated useful lives using the straight-line method. The estimated useful lives of assets are as follows:

Building (Temporary structure) | 3 years⁽¹⁾
Building (Permanent structure) | 60 years⁽¹⁾
Computer equipment | 3 years⁽¹⁾
Electrical installation and equipment | 10 years⁽¹⁾
Furniture and fixtures | 10 years⁽¹⁾
Vehicles (Heavy) | 8 years⁽¹⁾
Vehicles (Others) | 10 years⁽¹⁾
Office equipment | 5 years⁽¹⁾
Plant and machinery | 15 years⁽¹⁾
Wind power generation plant | 22 years⁽¹⁾
Solar power generation plant | 25 years⁽¹⁾

⁽¹⁾ Based on technical evaluation, the Management believes that the useful lives as given above best represent the period over which the Management expects to use these assets. Hence, the useful lives for these assets may be different from the useful lives as prescribed under Part C of Schedule II of the Companies Act, 2013.

Depreciation methods, useful lives and residual values are reviewed periodically, including at each financial year end.

Advances paid towards the acquisition of property, plant and equipment outstanding at each Balance Sheet date is classified as capital advances under other non-current assets and the cost of assets not put to use before such date are disclosed under 'Capital work-in-progress'. Subsequent expenditures relating to property, plant and equipment are capitalized only when it is probable that future economic benefits associated with these will flow to the Company and the cost of the item can be measured reliably. Repairs and maintenance costs are recognized in the Statement of Profit and Loss when incurred. The cost and related accumulated depreciation are eliminated from the financial statements upon sale or retirement of the asset and the resultant gains or losses are recognized in the Statement of Profit and Loss. Assets to be disposed of are reported at the lower of the carrying value or the fair value less cost to sell.

3. Depreciation and amortization:

Depreciation has been provided on the straight-line method as per the rates prescribed in Schedule II to the Companies Act, 2013 for the proportionate period of holding.

4. Dividend

Interim dividends are recorded in the financial year in which they are declared payable. Final dividends are recorded in the financial year in which the dividends are approved by the shareholders.

5. Taxes on income:

Current income tax

Current income tax assets and liabilities are measured at the amount expected to be recovered from or paid to the taxation authorities. The tax rates and tax laws used to compute the amount are those that are enacted or substantively enacted, at the reporting date in India where the Company operates and generates taxable income.

Current income tax relating to items recognised outside profit or loss is recognised outside profit or loss (either in other comprehensive income or in equity). Current tax items are recognised in correlation to the underlying transaction either in OCI or directly in equity. Management periodically evaluates positions taken in the tax returns with respect to situations in which applicable tax regulations are subject to interpretation and establishes provisions where appropriate.

Deferred tax

Deferred tax is provided using the liability method on temporary differences between the tax bases of assets and liabilities and their carrying amounts for financial reporting purposes at the reporting date. Deferred tax liabilities are recognised for all taxable temporary differences. Deferred tax assets are recognised for all deductible temporary differences, the carry forward of unused tax credits (Minimum alternate tax credit entitlement) and any unused tax losses. Deferred tax assets are recognised to the extent that it is probable that taxable profit will be available against which the deductible temporary differences, and the carry forward of unused tax credits and unused tax losses can be utilised. Deferred tax relating to items recognised outside profit or loss is recognised outside profit or loss (either in other comprehensive income or in equity).

The carrying amount of deferred tax assets is reviewed at each reporting date and reduced to the extent that it is no longer probable that sufficient taxable profit will be available to allow all or part of the deferred tax asset to be utilised.

Deferred tax assets and liabilities are measured at the tax rates that are expected to apply in the year when the asset is realised or the liability is settled, based on tax rates (and tax laws) that have been enacted or substantively enacted at the reporting date.

Deferred tax assets and deferred tax liabilities are offset if a legally enforceable right exists to set off current tax assets against current tax liabilities and the deferred taxes relate to the same taxable entity and the same taxation authority.

Minimum alternate tax

Ind AS 12 defines deferred tax to include carry forward of unused tax credits. MAT credits are in the form of unused tax credits that are carried forward by the entity for a specified period of time. Accordingly, MAT credit entitlement should be shown separately in the balance sheet.

6. Cash and cash equivalent:

Cash and cash equivalent in the balance sheet comprise cash at banks and on hand and short-term deposits with an original maturity of three months or less, which are subject to an insignificant risk of changes in value.

KEY HIGHLIGHTS OF THE Q2 FY2023-24 PERFORMANCE

EXECUTION PERFORMANCE:

Sidhpur Project of 252MW for Apraava Energy (erstwhile CLP India) at Devbhoomi Dwarka, Gujarat

- i. **220Kv EHV Line:** 100% EHV Line is completed and charged.
- ii. **300MW Windfarm Pooling Substation:** All the construction activities of the Pooling Substation have been completed and substation has been charged.
- iii. **33Kv internal network:** (i) 81% Pole Erection work completed (ii) 76% Stringing work completed.
- iv. **Access Roads:** Civil Road work completed for 100% of locations and Mechanical Roads completed for 95% of locations where erection activities are initiated.
- v. **WTG Foundation:** foundation works for 96% locations have been completed.
- vi. **WTG Erection:** 86% WTG erection work is completed.
- vii. **Commissioning:** Project is in advance stage of phase wise commissioning and 138.6MW/66 WTGs have been commissioned.

Fulsar Site, 23.1MW Wind-Solar Hybrid Project at Bhavnagar, Gujarat

The discussions of the Company for further quantum of award during Q1-FY-23-24, has been fruitful and the Company has received an order for 23.1 MW in October 2023 and project activities have initiated and revenue from development activities of the project shall start from Q3FY2024 onwards.

NTPC REL Wind Power project of 464.10 MW at Vanki and Dwarka site:

The Company has received Notification of Award for 464.10 MW Balance of system of ISTS connected wind energy project from NTPC REL, project activities have initiated for this project and revenue from the development activities of the project shall start from Q3 FY2024 onwards.

FINANCIAL RESULT AND SIGNIFICANCE:

- a. The Company has reported an increase of **13.29% (YoY) in** consolidated net profit with that for the current quarter Q2FY24 being reported at INR 8.18 Crs. as against that of INR 7.22 Crs. in Q2FY23. The Company has also reported an excellent growth in terms of **net profit increase by 40.35%** on half yearly basis from INR 16.68 Crs. in **H1FY23 to INR 23.42 Crs.** in **H1FY24.**
- b. The Company has reported a total revenue of INR 70.23 Crs. in **Q2FY23 vis-à-vis that of INR 56.36 Crs. in Q2FY22 which represents 24.60% increase.** The revenue from sale of power has also enhanced from **INR 4.99 Crore** in H1FY23 to **INR 8.16 Crore** in H1FY24.
- c. As a result of growth in net profit, the EPS has also increased from **INR 10.48** in H1FY2024 as compared to **INR 7.47** in H1FY 2023.

APPRAISED GROWTH AVENUES

1. With the target set by our Hon'ble Prime Minister, Shri Narendra Modi, India is targeting a net zero emission by 2070. With this target and with the new renewable energy policy being launched by the Government of Gujarat, the market for renewable sector looks very promising considering that the Government of Gujarat is aiming to meet 50% of its requirement through Renewable Energy sources. The state government expects to add 36GW through Solar and 143 GW through wind.
2. The Company has been awarded NOA from NTPC for 464.10 MW which is the largest order achieved so far from a single customer. The said order is expected to be executed over a period of 21 months.

3. The Company has also bagged a repeat order of 23.1 MW from existing customer - Aditya Birla Renewables Energy Limited, which reflects the confidence of the customer in the abilities of the Company. The Company is in discussions for further orders from them.
