

# WELTER SECURITIES LIMITED

Corp. Office: 303, Himland House, D-5, Karampura Commercial Complex, New Delhi – 110015

CIN :L65993WB1990PLC048314

E-mail: gopaltg@gmail.com

---

5<sup>th</sup> October, 2019

Listing Department  
BSE Ltd.  
Phiroze Jeejeebhoy Towers  
Dalal Street  
Mumbai – 400001

Listing Department  
National Stock Exchange of India Ltd  
Exchange Plaza, 5th Floor, Plot No. C/1  
G Block, Bandra-Kurla Complex,  
Bandra (E), Mumbai - 400051

Company Code: 542684

Company Symbol: PPL

Sub: **Disclosure under Regulation 31 of Securities and Exchange Board of India  
(Substantial Acquisition of Shares and Takeovers) Regulations, 2011**

Dear Sir,

In terms of the provisions of Regulation 31 of the SEBI (Substantial Acquisition of Shares and Takeovers) Regulations, 2011, we being Promoter group of Prakash Pipes Limited hereby enclosing the details of shares of Prakash Pipes Limited held by us, released from pledge in the prescribed format.

This is for your information and record please.

Thanking you,

Yours faithfully,  
For **Welter Securities Limited**



**Authorised Signatory**

Encl: (2) as above

CC To:

Prakash Pipes Ltd.  
Darjiyan Wali Gali, Rayya  
Teh.-Baba Bakala  
Amritsar– 143112 (Punjab)

**Disclosure by the Promoter(s) to the stock exchanges and to the Target Company for encumbrance of shares / invocation of encumbrance/ release of encumbrance, in terms of Regulation 31(1) and 31(2) of SEBI (Substantial Acquisition of Shares and Takeovers) Regulation, 2011**

Name of the Target Company(TC)		PRAKASH PIPES LIMITED											
Names of the Stock Exchanges where the shares of the target company		BSE Ltd. & National Stock Exchange of India Ltd.											
Date of reporting		Saturday, October 05, 2019											
Name of the promoter or PAC on whose shares encumbrance has		WELTER SECURITIES LIMITED											
Details of the creation of encumbrance :													
Name of the promoter(s) or PACs with him	Promoter holding in the target company (1)	Promoter already encumbered (2)	Details of events pertaining to encumbrance (3)							Post event holding of encumbered shares			
			No. of shares	% of total share capital	Type of event (creation/ release/ invocation)	Date of creation/ invocation/ release/ encumbrance	Type of encumbrance (pledge/ lien/ non disposal undetaking/ others)	Reasons for encumbrance	No. shares	% of total share capital	Name of the entity in whose favour shares encumbered	No. of shares	% of total share capital
WELTER SECURITIES LIMITED. *	625833	3.07	592075	2.90	Release	27.09.2019	Pledge	Third Party Pledge	-23325	-0.11	Catalyst Trusteeship Ltd	568750	2.79

for WELTER SECURITIES LIMITED

  
Authorised Signatory

Place : New Delhi  
Date : 05.10.2019

\* The details of encumbrances of residual promoters as on 21.09.2019 enclosed herewith as Annexure 1 is an extract of the data available of the Target Company

**PRAKASH PIPES LIMITED**  
**Details of encumbrance of residual promoters as on 21.09.2019**

Sr. No.	Name of the Shareholder	Total shares held		Shares pledged or otherwise encumbered	
		No. of shares held	As a % of total share capital	No. of shares held	As a % of total share capital
1	SHRI VED PRAKASH AGARWAL	65860	0.32	0	0.00
2	VED PRAKASH AGARWAL (HUF)	276079	1.35	0	0.00
3	SMT. MOHINI AGARWAL	765482	3.75	0	0.00
4	SHRI VIKRAM AGARWAL	50812	0.25	0	0.00
5	SHRI KANHA AGARWAL	2317	0.01	0	0.00
6	AIRCON SYSTEMS (INDIA) PVT. LTD.	12000	0.06	0	0.00
7	AMBROSIA COMMERCE PVT. LTD.	242062	1.19	171875	0.84
8	DHRUV COMMERCE PVT. LTD.	39312	0.19	39312	0.19
9	ESSENTIAL ELECTRONICS PVT. LTD.	74662	0.37	74662	0.37
10	EVERSHINE MERCANTILE PVT. LTD.	202712	0.99	202712	0.99
11	EXCEL FINCAP PVT. LTD.	12766	0.06	12762	0.06
12	FOCUS SECURITIES & CREDITS PVT. LTD.	182500	0.89	131250	0.64
13	FOUR WINGS MARKETING PVT. LTD.	12712	0.06	12712	0.06
14	GMK BUILDERS PVT. LTD.	1020598	5.00	310750	1.52
15	GOEL CONTAINERS PVT. LTD.	172335	0.84	0	0.00
16	HISSAR TUBES PVT. LTD.	97500	0.48	97500	0.48
17	HI-TECH MERCANTILE (INDIA) PVT. LTD.	375086	1.84	308750	1.51
18	NEW ERA COMMERCE & SECURITIES PVT. LTD.	26998	0.13	26987	0.13
19	OCEAN ISPAT PVT. LTD.	37500	0.18	0	0.00
20	PAREEK OVERSEAS PVT. LTD.	150013	0.73	3386	0.02
21	PRAKASH CAPITAL SERVICES LTD.	188558	0.92	188550	0.92
22	PRAKASH INDUSTRIAL FINANCE LTD.	113118	0.55	88000	0.43
23	PREMIER FINCAP PVT. LTD.	99125	0.49	99125	0.49
24	PRIMENET GLOBAL LTD.	409872	2.01	190625	0.93
25	PRIME MERCANTILE PVT. LTD.	462682	2.27	39425	0.19
26	PROSPERO SECURITIES PVT. LTD.	76475	0.37	64475	0.32
27	ROURKELA STEEL PVT. LTD.	178391	0.87	61325	0.30
28	SAMYAK SECURITIES PVT. LTD.	187500	0.92	187500	0.92
29	SHREE LABH LAKSHMI CAPITAL SERVICES PVT. LTD.	288933	1.42	231408	1.13
30	SHIKHA MERCANTILE LLP	8825	0.04	0	0.00
31	SPRING MERCANTILE PVT. LTD.	12362	0.06	12362	0.06
32	STYLE LEASING & FINANCE PVT. LTD.	139300	0.68	108050	0.53
33	SUNVIN TRADING & INVESTMENT PVT. LTD.	30289	0.15	30289	0.15
34	TECHDRIVE SOFTWARE LTD	144443	0.71	11756	0.06
35	TOOLS INDIA PVT. LTD.	112612	0.55	112612	0.55
36	UNITY MERCANTILE PVT. LTD.	31446	0.15	31437	0.15
37	VANSHI FARMS PVT. LTD.	108494	0.53	70987	0.35
38	VISION MERCANTILE PVT. LTD.	270837	1.33	233337	1.14
39	CHAIBASA STEEL LLP	31250	0.15	0	0.00
40	DHRUV COMMERCE LLP	183375	0.90	70000	0.34
41	ESSENTIAL ELECTRONICS LLP	37763	0.18	0	0.00
42	FOUR WINGS MARKETING LLP	37500	0.18	0	0.00
43	HISSAR TUBES LLP	71251	0.35	0	0.00
44	PREMIER FINCAP LLP	56310	0.28	0	0.00
45	SPRING MERCANTILE LLP	122750	0.60	0	0.00
46	SUVARNA MARKETING LLP	11875	0.06	0	0.00
47	EVERSHINE MERCANTILE LLP	37500	0.18	0	0.00
48	SUNVIN TRADING & INVESTMENT LLP	125961	0.62	0	0.00
	<b>TOTAL</b>	<b>7398103</b>	<b>36.23</b>	<b>3223921</b>	<b>15.79</b>

# **SPRING MERCANTILE PVT.LTD.**

**Regd. Off. : 303, Himland House, D-5, Karampura Commercial Complex,  
New Delhi - 110015.**

**CIN . U74899DL1994PTC058756**

---

5<sup>th</sup> October, 2019

Listing Department  
BSE Ltd.  
Phiroze Jeejeebhoy Towers  
Dalal Street  
Mumbai - 400001

Listing Department  
National Stock Exchange of India Ltd  
Exchange Plaza, 5th Floor, Plot No. C/1  
G Block, Bandra-Kurla Complex,  
Bandra (E), Mumbai - 400051

Company Code: 542684

Company Symbol: PPL

**Sub: Disclosure under Regulation 31 of Securities and Exchange Board of India  
(Substantial Acquisition of Shares and Takeovers) Regulations, 2011**

Dear Sir,

In terms of the provisions of Regulation 31 of the SEBI (Substantial Acquisition of Shares and Takeovers) Regulations, 2011, we being Promoter group of Prakash Pipes Limited hereby enclosing the details of shares of Prakash Pipes Limited held by us, released from pledge in the prescribed format.

This is for your information and record please.

Thanking you,

Yours faithfully,  
For **Spring Mercantile Pvt. Limited**



**Authorised Signatory**

Encl: (2) as above

CC To:

Prakash Pipes Ltd.  
Darjiyan Wali Gali, Rayya  
Teh.-Baba Bakala  
Amritsar- 143112 (Punjab)

**Disclosure by the Promoter(s) to the stock exchanges and to the Target Company for encumbrance of shares / invocation of encumbrance/ release of encumbrance, in terms of Regulation 31(1) and 31(2) of SEBI (Substantial Acquisition of Shares and Takeovers) Regulation, 2011**

Name of the Target Company(TC)		PRAKASH PIPES LIMITED										
Names of the Stock Exchanges where the shares of the target company are listed		BSE Ltd. & National Stock Exchange of India Ltd.										
Date of reporting		Saturday, October 05, 2019										
Name of the promoter or PAC on whose shares encumbrance has been created/		SPRING MERCANTILE PVT LTD										
Details of the creation of encumbrance :												
Name of the promoter(s) or PACs with him	Promoter holding already encumbered (2)		Details of events pertaining to encumbrance (3)								Post event holding of encumbered shares	
	No. of shares	% of total share capital	Type of event (creation/ release/ invocation)	Date of creation/ invocation/ release of encumbrance	Type of encumbrance (pledge/ non lien/ disposal undetaking/ others)	Reasons for encumbrance	No. of shares	% of total share capital	Name of the entity in whose favour shares encumbered	No. of shares	% of total share capital	
SPRING MERCANTILE PVT LTD.*	12362	0.06	Release	27.09.2019	Pledge	Third Party Pledge	-12362	-0.06	Catalyst Trusteeship Ltd	0	0.00	

for SPRING MERCANTILE PVT LTD.

  
Authorised Signatory

Place : New Delhi  
Date : 05.10.2019

\* The details of encumbrances of residual promoters as on 21.09.2019 enclosed herewith as Annexure 1 is an extract of the data available of the Target Company

**PRAKASH PIPES LIMITED**  
**Details of encumbrance of residual promoters as on 21.09.2019**

Sr. No.	Name of the Shareholder	Total shares held		Shares pledged or otherwise encumbered	
		No. of shares held	As a % of total share capital	No. of shares held	As a % of total share capital
1	SHRI VED PRAKASH AGARWAL	65860	0.32	0	0.00
2	VED PRAKASH AGARWAL (HUF)	276079	1.35	0	0.00
3	SMT. MOHINI AGARWAL	765482	3.75	0	0.00
4	SHRI VIKRAM AGARWAL	50812	0.25	0	0.00
5	SHRI KANHA AGARWAL	2317	0.01	0	0.00
6	AIRCON SYSTEMS (INDIA) PVT. LTD.	12000	0.06	0	0.00
7	AMBROSIA COMMERCE PVT. LTD.	242062	1.19	171875	0.84
8	DHRUV COMMERCE PVT. LTD.	39312	0.19	39312	0.19
9	ESSENTIAL ELECTRONICS PVT. LTD.	74662	0.37	74662	0.37
10	EVERSHINE MERCANTILE PVT. LTD.	202712	0.99	202712	0.99
11	EXCEL FINCAP PVT. LTD.	12766	0.06	12762	0.06
12	FOCUS SECURITIES & CREDITS PVT. LTD.	182500	0.89	131250	0.64
13	FOUR WINGS MARKETING PVT. LTD.	12712	0.06	12712	0.06
14	GMK BUILDERS PVT. LTD.	1020598	5.00	310750	1.52
15	GOEL CONTAINERS PVT. LTD.	172335	0.84	0	0.00
16	HISSAR TUBES PVT. LTD.	97500	0.48	97500	0.48
17	HI-TECH MERCANTILE (INDIA) PVT. LTD.	375086	1.84	308750	1.51
18	NEW ERA COMMERCE & SECURITIES PVT. LTD.	26998	0.13	26987	0.13
19	OCEAN ISPAT PVT. LTD.	37500	0.18	0	0.00
20	PAREEK OVERSEAS PVT. LTD.	150013	0.73	3386	0.02
21	PRAKASH CAPITAL SERVICES LTD.	188558	0.92	188550	0.92
22	PRAKASH INDUSTRIAL FINANCE LTD.	113118	0.55	88000	0.43
23	PREMIER FINCAP PVT. LTD.	99125	0.49	99125	0.49
24	PRIMENET GLOBAL LTD.	409872	2.01	190625	0.93
25	PRIME MERCANTILE PVT. LTD.	462682	2.27	39425	0.19
26	PROSPERO SECURITIES PVT. LTD.	76475	0.37	64475	0.32
27	ROURKELA STEEL PVT. LTD.	178391	0.87	61325	0.30
28	SAMYAK SECURITIES PVT. LTD.	187500	0.92	187500	0.92
29	SHREE LABH LAKSHMI CAPITAL SERVICES PVT. LTD.	288933	1.42	231408	1.13
30	SHIKHA MERCANTILE LLP	8825	0.04	0	0.00
31	STYLE LEASING & FINANCE PVT. LTD.	139300	0.68	108050	0.53
32	SUNVIN TRADING & INVESTMENT PVT. LTD.	30289	0.15	30289	0.15
33	TECHDRIVE SOFTWARE LTD	144443	0.71	11756	0.06
34	TOOLS INDIA PVT. LTD.	112612	0.55	112612	0.55
35	UNITY MERCANTILE PVT. LTD.	31446	0.15	31437	0.15
36	VANSHI FARMS PVT. LTD.	108494	0.53	70987	0.35
37	VISION MERCANTILE PVT. LTD.	270837	1.33	233337	1.14
38	WELTER SECURITIES LTD.	625833	3.07	592075	2.90
39	CHAIBASA STEEL LLP	31250	0.15	0	0.00
40	DHRUV COMMERCE LLP	183375	0.90	70000	0.34
41	ESSENTIAL ELECTRONICS LLP	37763	0.18	0	0.00
42	FOUR WINGS MARKETING LLP	37500	0.18	0	0.00
43	HISSAR TUBES LLP	71251	0.35	0	0.00
44	PREMIER FINCAP LLP	56310	0.28	0	0.00
45	SPRING MERCANTILE LLP	122750	0.60	0	0.00
46	SUVARNA MARKETING LLP	11875	0.06	0	0.00
47	EVERSHINE MERCANTILE LLP	37500	0.18	0	0.00
48	SUNVIN TRADING & INVESTMENT LLP	125961	0.62	0	0.00
<b>TOTAL</b>		<b>8011574</b>	<b>39.24</b>	<b>3803634</b>	<b>18.63</b>

# SAMYAK SECURITIES PVT.LTD.

Regd. Office : N-2/6,DLF Phase-II, Gurgaon(Haryana)-122008  
CIN NO. U74899HR1991PTC041281

---

5<sup>th</sup> October, 2019

Listing Department  
BSE Ltd.  
Phiroze Jeejeebhoy Towers  
Dalal Street  
Mumbai – 400001

Listing Department  
National Stock Exchange of India Ltd  
Exchange Plaza, 5th Floor, Plot No. C/1  
G Block, Bandra-Kurla Complex,  
Bandra (E), Mumbai - 400051

Company Code: 542684

Company Symbol: PPL

**Sub: Disclosure under Regulation 31 of Securities and Exchange Board of India  
(Substantial Acquisition of Shares and Takeovers) Regulations, 2011**

Dear Sir,

In terms of the provisions of Regulation 31 of the SEBI (Substantial Acquisition of Shares and Takeovers) Regulations, 2011, we being Promoter group of Prakash Pipes Limited hereby enclosing the details of shares of Prakash Pipes Limited held by us, released from pledge in the prescribed format.

This is for your information and record please.

Thanking you,

Yours faithfully,  
For **Samyak Securities Pvt. Limited**



**Authorised Signatory**

Encl: (2) as above

CC To:

Prakash Pipes Ltd.  
Darjiyan Wali Gali, Rayya  
Teh.-Baba Bakala  
Amritsar– 143112 (Punjab)

**Disclosure by the Promoter(s) to the stock exchanges and to the Target Company for encumbrance of shares / invocation of encumbrance/ release of encumbrance, in terms of Regulation 31(1) and 31(2) of SEBI (Substantial Acquisition of Shares and Takeovers) Regulation, 2011**

Name of the Target Company(TC)		PRAKASH PIPES LIMITED														
Names of the Stock Exchanges where the shares of the target company are listed		BSE Ltd. & National Stock Exchange of India Ltd.														
Date of reporting		Saturday, October 05, 2019														
Name of the promoter or PAC on whose shares encumbrance has been created/		SAMYAK SECURITIES PRIVATE LIMITED														
Details of the creation of encumbrance :		Details of events pertaining to encumbrance (3)														
Name of the promoter(s) or PACs with him	Promoter holding in the target company (1)	Promoter holding already encumbered (2)	No. of shares	% of total share capital	No. of shares	% of total share capital	Type of event (creation/ release/ invocation)	Date of creation/ invocation	Type of encumbrance (pledge/ lien/ non disposal/ undertaking/ others)	Reasons for encumbrance	No. of shares	% of total share capital	Name of the entity in whose favour shares are encumbered	No. of shares	% of total share capital	Post event holding of encumbered shares
SAMYAK SECURITIES PRIVATE LIMITED *			187500	0.92	187500	0.92	Release	27.09.2019	Pledge	Third Party Pledge	-187500	-0.92	Catalyst Trusteeship Ltd	0	0.00	

for SAMYAK SECURITIES PRIVATE LIMITED.



Authorised Signatory

Place : New Delhi

Date : 05.10.2019

\* The details of encumbrances of residual promoters as on 21.09.2019 enclosed herewith as Annexure 1 is an extract of the data available of the Target Company



**PRAKASH PIPES LIMITED**  
**Details of encumbrance of residual promoters as on 21.09.2019**

Sr. No.	Name of the Shareholder	Total shares held		Shares pledged or otherwise encumbered	
		No. of shares held	As a % of total share capital	No. of shares held	As a % of total share capital
1	SHRI VED PRAKASH AGARWAL	65860	0.32	0	0.00
2	VED PRAKASH AGARWAL (HUF)	276079	1.35	0	0.00
3	SMT. MOHINI AGARWAL	765482	3.75	0	0.00
4	SHRI VIKRAM AGARWAL	50812	0.25	0	0.00
5	SHRI KANHA AGARWAL	2317	0.01	0	0.00
6	AIRCON SYSTEMS (INDIA) PVT. LTD.	12000	0.06	0	0.00
7	AMBROSIA COMMERCE PVT. LTD.	242062	1.19	171875	0.84
8	DHRUV COMMERCE PVT. LTD.	39312	0.19	39312	0.19
9	ESSENTIAL ELECTRONICS PVT. LTD.	74662	0.37	74662	0.37
10	EVERSHINE MERCANTILE PVT. LTD.	202712	0.99	202712	0.99
11	EXCEL FINCAP PVT. LTD.	12766	0.06	12762	0.06
12	FOCUS SECURITIES & CREDITS PVT. LTD.	182500	0.89	131250	0.64
13	FOUR WINGS MARKETING PVT. LTD.	12712	0.06	12712	0.06
14	GMK BUILDERS PVT. LTD.	1020598	5.00	310750	1.52
15	GOEL CONTAINERS PVT. LTD.	172335	0.84	0	0.00
16	HISSAR TUBES PVT. LTD.	97500	0.48	97500	0.48
17	HI-TECH MERCANTILE (INDIA) PVT. LTD.	375086	1.84	308750	1.51
18	NEW ERA COMMERCE & SECURITIES PVT. LTD.	26998	0.13	26987	0.13
19	OCEAN ISPAT PVT. LTD.	37500	0.18	0	0.00
20	PAREEK OVERSEAS PVT. LTD.	150013	0.73	3386	0.02
21	PRAKASH CAPITAL SERVICES LTD.	188558	0.92	188550	0.92
22	PRAKASH INDUSTRIAL FINANCE LTD.	113118	0.55	88000	0.43
23	PREMIER FINCAP PVT. LTD.	99125	0.49	99125	0.49
24	PRIMENET GLOBAL LTD.	409872	2.01	190625	0.93
25	PRIME MERCANTILE PVT. LTD.	462682	2.27	39425	0.19
26	PROSPERO SECURITIES PVT. LTD.	76475	0.37	64475	0.32
27	ROURKELA STEEL PVT. LTD.	178391	0.87	61325	0.30
28	SHREE LABH LAKSHMI CAPITAL SERVICES PVT. LTD.	288933	1.42	231408	1.13
29	SHIKHA MERCANTILE LLP	8825	0.04	0	0.00
30	SPRING MERCANTILE PVT. LTD.	12362	0.06	12362	0.06
31	STYLE LEASING & FINANCE PVT. LTD.	139300	0.68	108050	0.53
32	SUNVIN TRADING & INVESTMENT PVT. LTD.	30289	0.15	30289	0.15
33	TECHDRIVE SOFTWARE LTD	144443	0.71	11756	0.06
34	TOOLS INDIA PVT. LTD.	112612	0.55	112612	0.55
35	UNITY MERCANTILE PVT. LTD.	31446	0.15	31437	0.15
36	VANSHI FARMS PVT. LTD.	108494	0.53	70987	0.35
37	VISION MERCANTILE PVT. LTD.	270837	1.33	233337	1.14
38	WELTER SECURITIES LTD.	625833	3.07	592075	2.90
39	CHAIBASA STEEL LLP	31250	0.15	0	0.00
40	DHRUV COMMERCE LLP	183375	0.90	70000	0.34
41	ESSENTIAL ELECTRONICS LLP	37763	0.18	0	0.00
42	FOUR WINGS MARKETING LLP	37500	0.18	0	0.00
43	HISSAR TUBES LLP	71251	0.35	0	0.00
44	PREMIER FINCAP LLP	56310	0.28	0	0.00
45	SPRING MERCANTILE LLP	122750	0.60	0	0.00
46	SUVARNA MARKETING LLP	11875	0.06	0	0.00
47	EVERSHINE MERCANTILE LLP	37500	0.18	0	0.00
48	SUNVIN TRADING & INVESTMENT LLP	125961	0.62	0	0.00
	<b>TOTAL</b>	<b>7836436</b>	<b>38.38</b>	<b>3628496</b>	<b>17.77</b>



# PRAKASH INDUSTRIAL FINANCE LIMITED

Corp. Off. : 303, Himland House, D-5, Karampura Commercial Complex,  
New Delhi-110015

CIN NO. U65944MH1992PLC067647

E-mail: gopaltg@gmail.com

5<sup>th</sup> October, 2019

Listing Department  
BSE Ltd.  
Phiroze Jeejeebhoy Towers  
Dalal Street  
Mumbai – 400001

Listing Department  
National Stock Exchange of India Ltd  
Exchange Plaza, 5th Floor, Plot No. C/1  
G Block, Bandra-Kurla Complex,  
Bandra (E), Mumbai - 400051

Company Code: 542684

Company Symbol: PPL

Sub: **Disclosure under Regulation 31 of Securities and Exchange Board of India  
(Substantial Acquisition of Shares and Takeovers) Regulations, 2011**

Dear Sir,

In terms of the provisions of Regulation 31 of the SEBI (Substantial Acquisition of Shares and Takeovers) Regulations, 2011, we being Promoter group of Prakash Pipes Limited hereby enclosing the details of shares of Prakash Pipes Limited held by us, released from pledge in the prescribed format.

This is for your information and record please.

Thanking you,

Yours faithfully,  
For **Prakash Industrial Finance Limited**



**Authorised Signatory**

Encl: (2) as above

CC To:

Prakash Pipes Ltd.  
Darjiyan Wali Gali, Rayya  
Teh.-Baba Bakala  
Amritsar– 143112 (Punjab)

**Disclosure by the Promoter(s) to the stock exchanges and to the Target Company for encumbrance of shares / invocation of encumbrance / release of encumbrance, in terms of Regulation 31(1) and 31(2) of SEBI (Substantial Acquisition of Shares and Takeovers) Regulation, 2011**

Name of the Target Company(TC)		PRAKASH PIPES LIMITED												
Names of the Stock Exchanges where the shares of the target company are listed		BSE Ltd. & National Stock Exchange of India Ltd.												
Date of reporting		Saturday, October 05, 2019												
Name of the promoter or PAC on whose shares encumbrance has been created/		PRAKASH INDUSTRIAL FINANCE LIMITED												
Details of the creation of encumbrance :														
Name of the promoter(s) or PACs with him	Promoter holding in the target company (1)		Promoter holding already encumbered (2)		Details of events pertaining to encumbrance (3)							Post event holding of encumbered shares		
	No. shares	% of total share capital	No. of shares	% of total share capital	Type event (creation/ release/ invocation)	Date of creation/ invocation/ release of encumbrance	Type of encumbrance (pledge/ lien/ release of non disposal undetaking/ others)	Reasons for encumbrance	No. shares	% of share capital	total share capital	Name of the entity whose favour shares encumbered	No. of shares	% of share capital
PRAKASH INDUSTRIAL FINANCE LIMITED *	113118	0.55	88000	0.43	Release	27.09.2019	Pledge	Third Party Pledge	-86250	-0.42		Catalyst Trusteeship Ltd	1750	0.01

for PRAKASH INDUSTRIAL FINANCE LIMITED.



Authorised Signatory

Place : New Delhi  
Date : 05.10.2019

\* The details of encumbrances of residual promoters as on 21.09.2019 enclosed herewith as Annexure 1 is an extract of the data available of the Target Company

**PRAKASH PIPES LIMITED**  
**Details of encumbrance of residual promoters as on 21.09.2019**

Sr. No.	Name of the Shareholder	Total shares held		Shares pledged or otherwise encumbered	
		No. of shares held	As a % of total share capital	No. of shares held	As a % of total share capital
1	SHRI VED PRAKASH AGARWAL	65860	0.32	0	0.00
2	VED PRAKASH AGARWAL (HUF)	276079	1.35	0	0.00
3	SMT. MOHINI AGARWAL	765482	3.75	0	0.00
4	SHRI VIKRAM AGARWAL	50812	0.25	0	0.00
5	SHRI KANHA AGARWAL	2317	0.01	0	0.00
6	AIRCON SYSTEMS (INDIA) PVT. LTD.	12000	0.06	0	0.00
7	AMBROSIA COMMERCE PVT. LTD.	242062	1.19	171875	0.84
8	DHRUV COMMERCE PVT. LTD.	39312	0.19	39312	0.19
9	ESSENTIAL ELECTRONICS PVT. LTD.	74662	0.37	74662	0.37
10	EVERSHINE MERCANTILE PVT. LTD.	202712	0.99	202712	0.99
11	EXCEL FINCAP PVT. LTD.	12766	0.06	12762	0.06
12	FOCUS SECURITIES & CREDITS PVT. LTD.	182500	0.89	131250	0.64
13	FOUR WINGS MARKETING PVT. LTD.	12712	0.06	12712	0.06
14	GMK BUILDERS PVT. LTD.	1020598	5.00	310750	1.52
15	GOEL CONTAINERS PVT. LTD.	172335	0.84	0	0.00
16	HISSAR TUBES PVT. LTD.	97500	0.48	97500	0.48
17	HI-TECH MERCANTILE (INDIA) PVT. LTD.	375086	1.84	308750	1.51
18	NEW ERA COMMERCE & SECURITIES PVT. LTD.	26998	0.13	26987	0.13
19	OCEAN ISPAT PVT. LTD.	37500	0.18	0	0.00
20	PAREEK OVERSEAS PVT. LTD.	150013	0.73	3386	0.02
21	PRAKASH CAPITAL SERVICES LTD.	188558	0.92	188550	0.92
22	PREMIER FINCAP PVT. LTD.	99125	0.49	99125	0.49
23	PRIMENET GLOBAL LTD.	409872	2.01	190625	0.93
24	PRIME MERCANTILE PVT. LTD.	462682	2.27	39425	0.19
25	PROSPERO SECURITIES PVT. LTD.	76475	0.37	64475	0.32
26	ROURKELA STEEL PVT. LTD.	178391	0.87	61325	0.30
27	SAMYAK SECURITIES PVT. LTD.	187500	0.92	187500	0.92
28	SHREE LABH LAKSHMI CAPITAL SERVICES PVT. LTD.	288933	1.42	231408	1.13
29	SHIKHA MERCANTILE LLP)	8825	0.04	0	0.00
30	SPRING MERCANTILE PVT. LTD.	12362	0.06	12362	0.06
31	STYLE LEASING & FINANCE PVT. LTD.	139300	0.68	108050	0.53
32	SUNVIN TRADING & INVESTMENT PVT. LTD.	30289	0.15	30289	0.15
33	TECHDRIVE SOFTWARE LTD	144443	0.71	11756	0.06
34	TOOLS INDIA PVT. LTD.	112612	0.55	112612	0.55
35	UNITY MERCANTILE PVT. LTD.	31446	0.15	31437	0.15
36	VANSHI FARMS PVT. LTD.	108494	0.53	70987	0.35
37	VISION MERCANTILE PVT. LTD.	270837	1.33	233337	1.14
38	WELTER SECURITIES LTD.	625833	3.07	592075	2.90
39	CHAIBASA STEEL LLP	31250	0.15	0	0.00
40	DHRUV COMMERCE LLP	183375	0.90	70000	0.34
41	ESSENTIAL ELECTRONICS LLP	37763	0.18	0	0.00
42	FOUR WINGS MARKETING LLP	37500	0.18	0	0.00
43	HISSAR TUBES LLP	71251	0.35	0	0.00
44	PREMIER FINCAP LLP	56310	0.28	0	0.00
45	SPRING MERCANTILE LLP	122750	0.60	0	0.00
46	SUVARNA MARKETING LLP	11875	0.06	0	0.00
47	EVERSHINE MERCANTILE LLP	37500	0.18	0	0.00
48	SUNVIN TRADING & INVESTMENT LLP	125961	0.62	0	0.00
	<b>TOTAL</b>	<b>7910818</b>	<b>38.74</b>	<b>3727996</b>	<b>18.26</b>



# Style Leasing & Finance Pvt. Ltd.

Regd. Office: 303, Himland House, D-5, Karampura Commercial Complex,  
New Delhi West Delhi DL 110015  
CIN NO. U74899DL1989PTC035878

---

5<sup>th</sup> October, 2019

Listing Department  
BSE Ltd.  
Phiroze Jeejeebhoy Towers  
Dalal Street  
Mumbai – 400001

Listing Department  
National Stock Exchange of India Ltd  
Exchange Plaza, 5th Floor, Plot No. C/1  
G Block, Bandra-Kurla Complex,  
Bandra (E), Mumbai - 400051

Company Code: 542684

Company Symbol: PPL

Sub: **Disclosure under Regulation 31 of Securities and Exchange Board of India  
(Substantial Acquisition of Shares and Takeovers) Regulations, 2011**

Dear Sir,

In terms of the provisions of Regulation 31 of the SEBI (Substantial Acquisition of Shares and Takeovers) Regulations, 2011, we being Promoter group of Prakash Pipes Limited hereby enclosing the details of shares of Prakash Pipes Limited held by us, released from pledge in the prescribed format.

This is for your information and record please.

Thanking you,

Yours faithfully,  
For **Style Leasing and Finance Pvt. Limited**



**Authorised Signatory**

Encl: (2) as above

CC To:

Prakash Pipes Ltd.  
Darjiyan Wali Gali, Rayya  
Teh.-Baba Bakala  
Amritsar– 143112 (Punjab)

**Disclosure by the Promoter(s) to the stock exchanges and to the Target Company for encumbrance of shares / invocation of encumbrance/ release of encumbrance, in terms of Regulation 31(1) and 31(2) of SEBI (Substantial Acquisition of Shares and Takeovers) Regulation, 2011**

Name of the Target Company(IC)		PRAKASH PIPES LIMITED											
Names of the Stock Exchanges where the shares of the target company are listed		BSE Ltd. & National Stock Exchange of India Ltd.											
Date of reporting		Saturday, October 05, 2019											
Name of the promoter or PAC on whose shares encumbrance has been created/		STYLE LEASING AND FINANCE PVT LTD											
Details of the creation of encumbrance :													
Name of the promoter(s) or PACs with him	Promoter holding in the target company (1)		Promoter holding already encumbered (2)		Details of events pertaining to encumbrance (3)							Post event holding of encumbered shares	
	No. of shares	% of total share capital	No. of shares	% of total share capital	Type of event (creation/ release/ invocation)	Date of invocation/ release/ encumbrance	Type of encumbrance (pledge/ lien/ non disposal undetaking / others)	Reasons for encumbrance	No. of shares	% of total share capital	Name of the entity whose shares are encumbered	No. of shares	% of total share capital
STYLE LEASING AND FINANCE PVT LTD.*	139300	0.68	108050	0.53	Release	27.09.2019	Pledge	Third Party Pledge	-108050	-0.53	Catalyst Trusteeship Ltd	0	0.00

for STYLE LEASING AND FINANCE PVT LTD.

  
Authorised Signatory

Place : New Delhi  
Date : 05.10.2019

\* The details of encumbrances of residual promoters as on 21.09.2019 enclosed herewith as Annexure 1 is an extract of the data available of the Target Company

**PRAKASH PIPES LIMITED**  
**Details of encumbrance of residual promoters as on 21.09.2019**

Sr. No.	Name of the Shareholder	Total shares held		Shares pledged or otherwise encumbered	
		No. of shares held	As a % of total share capital	No. of shares held	As a % of total share capital
1	SHRI VED PRAKASH AGARWAL	65860	0.32	0	0.00
2	VED PRAKASH AGARWAL (HUF)	276079	1.35	0	0.00
3	SMT. MOHINI AGARWAL	765482	3.75	0	0.00
4	SHRI VIKRAM AGARWAL	50812	0.25	0	0.00
5	SHRI KANHA AGARWAL	2317	0.01	0	0.00
6	AIRCON SYSTEMS (INDIA) PVT. LTD.	12000	0.06	0	0.00
7	AMBROSIA COMMERCE PVT. LTD.	242062	1.19	171875	0.84
8	DHRUV COMMERCE PVT. LTD.	39312	0.19	39312	0.19
9	ESSENTIAL ELECTRONICS PVT. LTD.	74662	0.37	74662	0.37
10	EVERSHINE MERCANTILE PVT. LTD.	202712	0.99	202712	0.99
11	EXCEL FINCAP PVT. LTD.	12766	0.06	12762	0.06
12	FOCUS SECURITIES & CREDITS PVT. LTD.	182500	0.89	131250	0.64
13	FOUR WINGS MARKETING PVT. LTD.	12712	0.06	12712	0.06
14	GMK BUILDERS PVT. LTD.	1020598	5.00	310750	1.52
15	GOEL CONTAINERS PVT. LTD.	172335	0.84	0	0.00
16	HISSAR TUBES PVT. LTD.	97500	0.48	97500	0.48
17	HI-TECH MERCANTILE (INDIA) PVT. LTD.	375086	1.84	308750	1.51
18	NEW ERA COMMERCE & SECURITIES PVT. LTD.	26998	0.13	26987	0.13
19	OCEAN ISPAT PVT. LTD.	37500	0.18	0	0.00
20	PAREEK OVERSEAS PVT. LTD.	150013	0.73	3386	0.02
21	PRAKASH CAPITAL SERVICES LTD.	188558	0.92	188550	0.92
22	PRAKASH INDUSTRIAL FINANCE LTD.	113118	0.55	88000	0.43
23	PREMIER FINCAP PVT. LTD.	99125	0.49	99125	0.49
24	PRIMENET GLOBAL LTD.	409872	2.01	190625	0.93
25	PRIME MERCANTILE PVT. LTD.	462682	2.27	39425	0.19
26	PROSPERO SECURITIES PVT. LTD.	76475	0.37	64475	0.32
27	ROURKELA STEEL PVT. LTD.	178391	0.87	61325	0.30
28	SAMYAK SECURITIES PVT. LTD.	187500	0.92	187500	0.92
29	SHREE LABH LAKSHMI CAPITAL SERVICES PVT. LTD.	288933	1.42	231408	1.13
30	SHIKHA MERCANTILE LLP	8825	0.04	0	0.00
31	SPRING MERCANTILE PVT. LTD.	12362	0.06	12362	0.06
32	SUNVIN TRADING & INVESTMENT PVT. LTD.	30289	0.15	30289	0.15
33	TECHDRIVE SOFTWARE LTD	144443	0.71	11756	0.06
34	TOOLS INDIA PVT. LTD.	112612	0.55	112612	0.55
35	UNITY MERCANTILE PVT. LTD.	31446	0.15	31437	0.15
36	VANSHI FARMS PVT. LTD.	108494	0.53	70987	0.35
37	VISION MERCANTILE PVT. LTD.	270837	1.33	233337	1.14
38	WELTER SECURITIES LTD.	625833	3.07	592075	2.90
39	CHAIBASA STEEL LLP	31250	0.15	0	0.00
40	DHRUV COMMERCE LLP	183375	0.90	70000	0.34
41	ESSENTIAL ELECTRONICS LLP	37763	0.18	0	0.00
42	FOUR WINGS MARKETING LLP	37500	0.18	0	0.00
43	HISSAR TUBES LLP	71251	0.35	0	0.00
44	PREMIER FINCAP LLP	56310	0.28	0	0.00
45	SPRING MERCANTILE LLP	122750	0.60	0	0.00
46	SUVARNA MARKETING LLP	11875	0.06	0	0.00
47	EVERSHINE MERCANTILE LLP	37500	0.18	0	0.00
48	SUNVIN TRADING & INVESTMENT LLP	125961	0.62	0	0.00
	<b>TOTAL</b>	<b>7884636</b>	<b>38.62</b>	<b>3707946</b>	<b>18.16</b>

*ASB*

# **FOURWINGS MARKETING PVT. LTD.**

Regd. Office : 303, Himland House, D-5, Karampura Commercial Complex,  
New Delhi - 110015.  
CIN NO. U74899DL1994PTC058878

5<sup>th</sup> October, 2019

Listing Department  
BSE Ltd.  
Phiroze Jeejeebhoy Towers  
Dalal Street  
Mumbai - 400001

Listing Department  
National Stock Exchange of India Ltd  
Exchange Plaza, 5th Floor, Plot No. C/1  
G Block, Bandra-Kurla Complex,  
Bandra (E), Mumbai - 400051

Company Code: 542684

Company Symbol: PPL

Sub: **Disclosure under Regulation 31 of Securities and Exchange Board of India  
(Substantial Acquisition of Shares and Takeovers) Regulations, 2011**

Dear Sir,

In terms of the provisions of Regulation 31 of the SEBI (Substantial Acquisition of Shares and Takeovers) Regulations, 2011, we being Promoter group of Prakash Pipes Limited hereby enclosing the details of shares of Prakash Pipes Limited held by us, released from pledge in the prescribed format.

This is for your information and record please.

Thanking you,

Yours faithfully,  
For **Four Wings Marketing Pvt. Limited**



**Authorised Signatory**

Encl: (2) as above

CC To:

Prakash Pipes Ltd.  
Darjiyan Wali Gali, Rayya  
Teh.-Baba Bakala  
Amritsar- 143112 (Punjab)



**Disclosure by the Promoter(s) to the stock exchanges and to the Target Company for encumbrance of shares / invocation of encumbrance/ release of encumbrance, in terms of Regulation 31(1) and 31(2) of SEBI (Substantial Acquisition of Shares and Takeovers) Regulation, 2011**

Name of the Target Company (TC)		PRAKASH PIPES LIMITED											
Names of the Stock Exchanges where the shares of the target company are listed		BSE Ltd. & National Stock Exchange of India Ltd.											
Date of reporting		Saturday, October 05, 2019											
Name of the promoter or PAC on whose shares encumbrance has been created		FOUR WINGS MARKETING PVT LTD											
Details of the creation of encumbrance :													
Name of the promoter(s) or PACs with whom	Promoter holding in the target company (1)		Promoter holding already encumbered (2)		Details of events pertaining to encumbrance (3)						Post event holding of encumbered shares		
	No. shares	% of total share capital	No. shares	% of total share capital	Type of event (creation/ release/ invocation)	Date of creation/ invocation/ release of encumbrance	Type of encumbrance (pledge/ lien/ disposal/ undertaking/ others)	Reasons for encumbrance	No. shares	% of total share capital	Name of the entity in whose favour shares encumbered	No. shares	% of total share capital
FOUR WINGS MARKETING PVT LTD.*	12712	0.06	12712	0.06	Release	27.09.2019	Pledge	Third Party Pledge	-12712	-0.06	Catalyst Trusteeship Ltd	0	0.00

for FOUR WINGS MARKETING PVT LTD.

  
Authorised Signatory

Place : New Delhi  
Date : 05.10.2019

\* The details of encumbrances of residual promoters as on 21.09.2019 enclosed herewith as Annexure 1 is an extract of the data available of the Target Company

**PRAKASH PIPES LIMITED**  
**Details of encumbrance of residual promoters as on 21.09.2019**

Sr. No.	Name of the Shareholder	Total shares held		Shares pledged or otherwise encumbered	
		No. of shares held	As a % of total share capital	No. of shares held	As a % of total share capital
1	SHRI VED PRAKASH AGARWAL	65860	0.32	0	0.00
2	VED PRAKASH AGARWAL (HUF)	276079	1.35	0	0.00
3	SMT. MOHINI AGARWAL	765482	3.75	0	0.00
4	SHRI VIKRAM AGARWAL	50812	0.25	0	0.00
5	SHRI KANHA AGARWAL	2317	0.01	0	0.00
6	AIRCON SYSTEMS (INDIA) PVT. LTD.	12000	0.06	0	0.00
7	AMBROSIA COMMERCE PVT. LTD.	242062	1.19	171875	0.84
8	DHRUV COMMERCE PVT. LTD.	39312	0.19	39312	0.19
9	ESSENTIAL ELECTRONICS PVT. LTD.	74662	0.37	74662	0.37
10	EVERSHINE MERCANTILE PVT. LTD.	202712	0.99	202712	0.99
11	EXCEL FINCAP PVT. LTD.	12766	0.06	12762	0.06
12	FOCUS SECURITIES & CREDITS PVT. LTD.	182500	0.89	131250	0.64
13	GMK BUILDERS PVT. LTD.	1020598	5.00	310750	1.52
14	GOEL CONTAINERS PVT. LTD.	172335	0.84	0	0.00
15	HISSAR TUBES PVT. LTD.	97500	0.48	97500	0.48
16	HI-TECH MERCANTILE (INDIA) PVT. LTD.	375086	1.84	308750	1.51
17	NEW ERA COMMERCE & SECURITIES PVT. LTD.	26998	0.13	26987	0.13
18	OCEAN ISPAT PVT. LTD.	37500	0.18	0	0.00
19	PAREEK OVERSEAS PVT. LTD.	150013	0.73	3386	0.02
20	PRAKASH CAPITAL SERVICES LTD.	188558	0.92	188550	0.92
21	PRAKASH INDUSTRIAL FINANCE LTD.	113118	0.55	88000	0.43
22	PREMIER FINCAP PVT. LTD.	99125	0.49	99125	0.49
23	PRIMENET GLOBAL LTD.	409872	2.01	190625	0.93
24	PRIME MERCANTILE PVT. LTD.	462682	2.27	39425	0.19
25	PROSPERO SECURITIES PVT. LTD.	76475	0.37	64475	0.32
26	ROURKELA STEEL PVT. LTD.	178391	0.87	61325	0.30
27	SAMYAK SECURITIES PVT. LTD.	187500	0.92	187500	0.92
28	SHREE LABH LAKSHMI CAPITAL SERVICES PVT. LTD.	288933	1.42	231408	1.13
29	SHIKHA MERCANTILE LLP	8825	0.04	0	0.00
30	SPRING MERCANTILE PVT. LTD.	12362	0.06	12362	0.06
31	STYLE LEASING & FINANCE PVT. LTD.	139300	0.68	108050	0.53
32	SUNVIN TRADING & INVESTMENT PVT. LTD.	30289	0.15	30289	0.15
33	TECHDRIVE SOFTWARE LTD	144443	0.71	11756	0.06
34	TOOLS INDIA PVT. LTD.	112612	0.55	112612	0.55
35	UNITY MERCANTILE PVT. LTD.	31446	0.15	31437	0.15
36	VANSHI FARMS PVT. LTD.	108494	0.53	70987	0.35
37	VISION MERCANTILE PVT. LTD.	270837	1.33	233337	1.14
38	WELTER SECURITIES LTD.	625833	3.07	592075	2.90
39	CHAIBASA STEEL LLP	31250	0.15	0	0.00
40	DHRUV COMMERCE LLP	183375	0.90	70000	0.34
41	ESSENTIAL ELECTRONICS LLP	37763	0.18	0	0.00
42	FOUR WINGS MARKETING LLP	37500	0.18	0	0.00
43	HISSAR TUBES LLP	71251	0.35	0	0.00
44	PREMIER FINCAP LLP	56310	0.28	0	0.00
45	SPRING MERCANTILE LLP	122750	0.60	0	0.00
46	SUVARNA MARKETING LLP	11875	0.06	0	0.00
47	EVERSHINE MERCANTILE LLP	37500	0.18	0	0.00
48	SUNVIN TRADING & INVESTMENT LLP	125961	0.62	0	0.00
	<b>TOTAL</b>	<b>8011224</b>	<b>39.24</b>	<b>3803284</b>	<b>18.63</b>

*Asm*

# Prospero Securities Pvt.Ltd.

Regd. Office: 303, Himland House, D-5, Karampura Commercial Complex,  
New Delhi - 110015.

CIN NO. U74899DL1991PTC044935

Email Id: gopaltg@gmail.com

---

5<sup>th</sup> October, 2019

Listing Department  
BSE Ltd.  
Phiroze Jeejeebhoy Towers  
Dalal Street  
Mumbai - 400001

Listing Department  
National Stock Exchange of India Ltd  
Exchange Plaza, 5th Floor, Plot No. C/1  
G Block, Bandra-Kurla Complex,  
Bandra (E), Mumbai - 400051

Company Code: 542684

Company Symbol: PPL

Sub: **Disclosure under Regulation 31 of Securities and Exchange Board of India  
(Substantial Acquisition of Shares and Takeovers) Regulations, 2011**

Dear Sir,

In terms of the provisions of Regulation 31 of the SEBI (Substantial Acquisition of Shares and Takeovers) Regulations, 2011, we being Promoter group of Prakash Pipes Limited hereby enclosing the details of shares of Prakash Pipes Limited held by us, released from pledge in the prescribed format.

This is for your information and record please.

Thanking you,

Yours faithfully,  
For **Prospero Securities Pvt. Limited**



**Authorised Signatory**

Encl: (2) as above

CC To:

Prakash Pipes Ltd.  
Darjiyan Wali Gali, Rayya  
Teh.-Baba Bakala  
Amritsar- 143112 (Punjab)

**Disclosure by the Promoter(s) to the stock exchanges and to the Target Company for encumbrance of shares / invocation of encumbrance/ release of encumbrance, in terms of Regulation 31(1) and 31(2) of SEBI (Substantial Acquisition of Shares and Takeovers) Regulation, 2011**

Name of the Target Company(TC)		PRAKASH PIPES LIMITED											
Names of the Stock Exchanges where the shares of the target company are listed		BSE Ltd. & National Stock Exchange of India Ltd.											
Date of reporting		Saturday, October 05, 2019											
Name of the promoter or PAC on whose shares encumbrance has been created/		PROSPERO SECURITIES PVT. LTD.											
Details of the creation of encumbrance :													
Name of the promoter(s) or PACs with him	Promoter holding in the target company (1)		Promoter holding already encumbered (2)		Details of events pertaining to encumbrance (3)								
	No. shares	% of total share capital	No. of shares	% of total share capital	Type of event (creation/ release/ invocation)	Date of creation/ invocation release encumbrance	Type of encumbrance (pledge/ lien/ non disposal/ undetaking/ others)	Reasons for encumbrance	No. of shares	% of total share capital	Name of the entity in whose favour shares encumbered	No. of shares	% of total share capital
PROSPERO SECURITIES PVT. LTD.*	76475	0.37	64475	0.32	Release	27.09.2019	Pledge	Third Party Pledge	-53725	-0.26	Catalyst Trusteeship Ltd	10750	0.05

for PROSPERO SECURITIES PVT. LTD.

Authorised Signatory

Place : New Delhi  
Date : 05.10.2019

\* The details of encumbrances of residual promoters as on 21.09.2019 enclosed herewith as Annexure 1 is an extract of the data available of the Target Company

**PRAKASH PIPES LIMITED**  
**Details of encumbrance of residual promoters as on 21.09.2019**

Sr. No.	Name of the Shareholder	Total shares held		Shares pledged or otherwise encumbered	
		No. of shares held	As a % of total share capital	No. of shares held	As a % of total share capital
1	SHRI VED PRAKASH AGARWAL	65860	0.32	0	0.00
2	VED PRAKASH AGARWAL (HUF)	276079	1.35	0	0.00
3	SMT. MOHINI AGARWAL	765482	3.75	0	0.00
4	SHRI VIKRAM AGARWAL	50812	0.25	0	0.00
5	SHRI KANHA AGARWAL	2317	0.01	0	0.00
6	AIRCON SYSTEMS (INDIA) PVT. LTD.	12000	0.06	0	0.00
7	AMBROSIA COMMERCE PVT. LTD.	242062	1.19	171875	0.84
8	DHRUV COMMERCE PVT. LTD.	39312	0.19	39312	0.19
9	ESSENTIAL ELECTRONICS PVT. LTD.	74662	0.37	74662	0.37
10	EVERSHINE MERCANTILE PVT. LTD.	202712	0.99	202712	0.99
11	EXCEL FINCAP PVT. LTD.	12766	0.06	12762	0.06
12	FOCUS SECURITIES & CREDITS PVT. LTD.	182500	0.89	131250	0.64
13	FOUR WINGS MARKETING PVT. LTD.	12712	0.06	12712	0.06
14	GMK BUILDERS PVT. LTD.	1020598	5.00	310750	1.52
15	GOEL CONTAINERS PVT. LTD.	172335	0.84	0	0.00
16	HISSAR TUBES PVT. LTD.	97500	0.48	97500	0.48
17	HI-TECH MERCANTILE (INDIA) PVT. LTD.	375086	1.84	308750	1.51
18	NEW ERA COMMERCE & SECURITIES PVT. LTD.	26998	0.13	26987	0.13
19	OCEAN ISPAT PVT. LTD.	37500	0.18	0	0.00
20	PAREEK OVERSEAS PVT. LTD.	150013	0.73	3386	0.02
21	PRAKASH CAPITAL SERVICES LTD.	188558	0.92	188550	0.92
22	PRAKASH INDUSTRIAL FINANCE LTD.	113118	0.55	88000	0.43
23	PREMIER FINCAP PVT. LTD.	99125	0.49	99125	0.49
24	PRIMENET GLOBAL LTD.	409872	2.01	190625	0.93
25	PRIME MERCANTILE PVT. LTD.	462682	2.27	39425	0.19
26	ROURKELA STEEL PVT. LTD.	178391	0.87	61325	0.30
27	SAMYAK SECURITIES PVT. LTD.	187500	0.92	187500	0.92
28	SHREE LABH LAKSHMI CAPITAL SERVICES PVT. LTD.	288933	1.42	231408	1.13
29	SHIKHA MERCANTILE LLP	8825	0.04	0	0.00
30	SPRING MERCANTILE PVT. LTD.	12362	0.06	12362	0.06
31	STYLE LEASING & FINANCE PVT. LTD.	139300	0.68	108050	0.53
32	SUNVIN TRADING & INVESTMENT PVT. LTD.	30289	0.15	30289	0.15
33	TECHDRIVE SOFTWARE LTD	144443	0.71	11756	0.06
34	TOOLS INDIA PVT. LTD.	112612	0.55	112612	0.55
35	UNITY MERCANTILE PVT. LTD.	31446	0.15	31437	0.15
36	VANSHI FARMS PVT. LTD.	108494	0.53	70987	0.35
37	VISION MERCANTILE PVT. LTD.	270837	1.33	233337	1.14
38	WELTER SECURITIES LTD.	625833	3.07	592075	2.90
39	CHAIBASA STEEL LLP	31250	0.15	0	0.00
40	DHRUV COMMERCE LLP	183375	0.90	70000	0.34
41	ESSENTIAL ELECTRONICS LLP	37763	0.18	0	0.00
42	FOUR WINGS MARKETING LLP	37500	0.18	0	0.00
43	HISSAR TUBES LLP	71251	0.35	0	0.00
44	PREMIER FINCAP LLP	56310	0.28	0	0.00
45	SPRING MERCANTILE LLP	122750	0.60	0	0.00
46	SUVARNA MARKETING LLP	11875	0.06	0	0.00
47	EVERSHINE MERCANTILE LLP	37500	0.18	0	0.00
48	SUNVIN TRADING & INVESTMENT LLP	125961	0.62	0	0.00
<b>TOTAL</b>		<b>7947461</b>	<b>38.92</b>	<b>3751521</b>	<b>18.37</b>



# EVERSHINE MERCANTILE PVT. LTD.

Regd. Office : N-2/6.DLF Phase-II,Gurgaon-122008,(Haryana)

CIN NO. U74899HR1994PTC041468

5<sup>th</sup> October, 2019

Listing Department  
BSE Ltd.  
Phiroze Jeejeebhoy Towers  
Dalal Street  
Mumbai – 400001

Listing Department  
National Stock Exchange of India Ltd  
Exchange Plaza, 5th Floor, Plot No. C/1  
G Block, Bandra-Kurla Complex,  
Bandra (E), Mumbai - 400051

Company Code: 542684

Company Symbol: PPL

Sub: **Disclosure under Regulation 31 of Securities and Exchange Board of India  
(Substantial Acquisition of Shares and Takeovers) Regulations, 2011**


Dear Sir,

In terms of the provisions of Regulation 31 of the SEBI (Substantial Acquisition of Shares and Takeovers) Regulations, 2011, we being Promoter group of Prakash Pipes Limited hereby enclosing the details of shares of Prakash Pipes Limited held by us, released from pledge in the prescribed format.

This is for your information and record please.

Thanking you,

Yours faithfully,  
For **Evershine Mercantile Pvt. Limited**

  
**Authorised Signatory**

Encl: (2) as above

CC To:

Prakash Pipes Ltd.  
Darjiyan Wali Gali, Rayya  
Teh.-Baba Bakala  
Amritsar– 143112 (Punjab)

**Disclosure by the Promoter(s) to the stock exchanges and to the Target Company for encumbrance of shares / invocation of encumbrance/ release of encumbrance, in terms of Regulation 31(1) and 31(2) of SEBI (Substantial Acquisition of Shares and Takeovers) Regulation, 2011**

Name of the Target Company(TC)		PRAKASH PIPES LIMITED											
Names of the Stock Exchanges where the shares of the target company are listed		BSE Ltd. & National Stock Exchange of India Ltd.											
Date of reporting		Saturday, October 05, 2019											
Name of the promoter or PAC on whose shares encumbrance has been created/		EVERSHINE MERCANTILE PRIVATE LIMITED											
Details of the creation of encumbrance :													
Name of the promoter(s) or PACs with him	Promoter holding in the target company (1)		Promoter holding already encumbered (2)		Details of events pertaining to encumbrance (3)							Post event holding of encumbered shares	
	No. of shares	% of total share capital	No. of shares	% of total share capital	Type of event (creation/ release/ invocation)	Date of creation/ invocation/ release of encumbrance	Type of encumbrance (pledge/ non disposal undetaking/ others)	Reasons for encumbrance	No. of shares	% of total share capital	Name of the entity in whose favour shares encumbered	No. of shares	% of total share capital
EVERSHINE MERCANTILE PRIVATE LIMITED *	202712	0.99	202712	0.99	Release	27.09.2019	Pledge	Third Party Pledge	-202712	-0.99	Catalyst Trusteeship Ltd	0	0.00

for EVERSHINE MERCANTILE PRIVATE LIMITED



Authorised Signatory

Place : New Delhi  
Date : 05.10.2019

\* The details of encumbrances of residual promoters as on 21.09.2019 enclosed herewith as Annexure 1 is an extract of the data available of the Target Company

**PRAKASH PIPES LIMITED**  
**Details of encumbrance of residual promoters as on 21.09.2019**

Sr. No.	Name of the Shareholder	Total shares held		Shares pledged or otherwise encumbered	
		No. of shares held	As a % of total share capital	No. of shares held	As a % of total share capital
1	SHRI VED PRAKASH AGARWAL	65860	0.32	0	0.00
2	VED PRAKASH AGARWAL (HUF)	276079	1.35	0	0.00
3	SMT. MOHINI AGARWAL	765482	3.75	0	0.00
4	SHRI VIKRAM AGARWAL	50812	0.25	0	0.00
5	SHRI KANHA AGARWAL	2317	0.01	0	0.00
6	AIRCON SYSTEMS (INDIA) PVT. LTD.	12000	0.06	0	0.00
7	AMBROSIA COMMERCE PVT. LTD.	242062	1.19	171875	0.84
8	DHRUV COMMERCE PVT. LTD.	39312	0.19	39312	0.19
9	ESSENTIAL ELECTRONICS PVT. LTD.	74662	0.37	74662	0.37
10	EXCEL FINCAP PVT. LTD.	12766	0.06	12762	0.06
11	FOCUS SECURITIES & CREDITS PVT. LTD.	182500	0.89	131250	0.64
12	FOUR WINGS MARKETING PVT. LTD.	12712	0.06	12712	0.06
13	GMK BUILDERS PVT. LTD.	1020598	5.00	310750	1.52
14	GOEL CONTAINERS PVT. LTD.	172335	0.84	0	0.00
15	HISSAR TUBES PVT. LTD.	97500	0.48	97500	0.48
16	HI-TECH MERCANTILE (INDIA) PVT. LTD.	375086	1.84	308750	1.51
17	NEW ERA COMMERCE & SECURITIES PVT. LTD.	26998	0.13	26987	0.13
18	OCEAN ISPAT PVT. LTD.	37500	0.18	0	0.00
19	PAREEK OVERSEAS PVT. LTD.	150013	0.73	3386	0.02
20	PRAKASH CAPITAL SERVICES LTD.	188558	0.92	188550	0.92
21	PRAKASH INDUSTRIAL FINANCE LTD.	113118	0.55	88000	0.43
22	PREMIER FINCAP PVT. LTD.	99125	0.49	99125	0.49
23	PRIMENET GLOBAL LTD.	409872	2.01	190625	0.93
24	PRIME MERCANTILE PVT. LTD.	462682	2.27	39425	0.19
25	PROSPERO SECURITIES PVT. LTD.	76475	0.37	64475	0.32
26	ROURKELA STEEL PVT. LTD.	178391	0.87	61325	0.30
27	SAMYAK SECURITIES PVT. LTD.	187500	0.92	187500	0.92
28	SHREE LABH LAKSHMI CAPITAL SERVICES PVT. LTD.	288933	1.42	231408	1.13
29	SHIKHA MERCANTILE LLP	8825	0.04	0	0.00
30	SPRING MERCANTILE PVT. LTD.	12362	0.06	12362	0.06
31	STYLE LEASING & FINANCE PVT. LTD.	139300	0.68	108050	0.53
32	SUNVIN TRADING & INVESTMENT PVT. LTD.	30289	0.15	30289	0.15
33	TECHDRIVE SOFTWARE LTD	144443	0.71	11756	0.06
34	TOOLS INDIA PVT. LTD.	112612	0.55	112612	0.55
35	UNITY MERCANTILE PVT. LTD.	31446	0.15	31437	0.15
36	VANSHI FARMS PVT. LTD.	108494	0.53	70987	0.35
37	VISION MERCANTILE PVT. LTD.	270837	1.33	233337	1.14
38	WELTER SECURITIES LTD.	625833	3.07	592075	2.90
39	CHAIBASA STEEL LLP	31250	0.15	0	0.00
40	DHRUV COMMERCE LLP	183375	0.90	70000	0.34
41	ESSENTIAL ELECTRONICS LLP	37763	0.18	0	0.00
42	FOUR WINGS MARKETING LLP	37500	0.18	0	0.00
43	HISSAR TUBES LLP	71251	0.35	0	0.00
44	PREMIER FINCAP LLP	56310	0.28	0	0.00
45	SPRING MERCANTILE LLP	122750	0.60	0	0.00
46	SUVARNA MARKETING LLP	11875	0.06	0	0.00
47	EVERSHINE MERCANTILE LLP	37500	0.18	0	0.00
48	SUNVIN TRADING & INVESTMENT LLP	125961	0.62	0	0.00
	<b>TOTAL</b>	<b>7821224</b>	<b>38.30</b>	<b>3613284</b>	<b>17.70</b>

*R. Prakash*



# FOCUS SECURITIES & CREDITS PVT.LTD.

Regd. Office: N-2/6,DLF Phase-II, Gurgaon(Haryana)-122008

CIN: U74899HR1993PTC041358

E-mail: nkchaturvedi1960@gmail.com

---

5<sup>th</sup> October, 2019

Listing Department  
BSE Ltd.  
Phiroze Jeejeebhoy Towers  
Dalal Street  
Mumbai – 400001

Listing Department  
National Stock Exchange of India Ltd  
Exchange Plaza, 5th Floor, Plot No. C/1  
G Block, Bandra-Kurla Complex,  
Bandra (E), Mumbai - 400051

Company Code: 542684

Company Symbol: PPL

Sub: **Disclosure under Regulation 31 of Securities and Exchange Board of India  
(Substantial Acquisition of Shares and Takeovers) Regulations, 2011**

Dear Sir,

In terms of the provisions of Regulation 31 of the SEBI (Substantial Acquisition of Shares and Takeovers) Regulations, 2011, we being Promoter group of Prakash Pipes Limited hereby enclosing the details of shares of Prakash Pipes Limited held by us, released from pledge in the prescribed format.

This is for your information and record please.

Thanking you,

Yours faithfully,  
For **Focus Securities and Credits Pvt. Limited**



**Authorised Signatory**

Encl: (2) as above

CC To:

Prakash Pipes Ltd.  
Darjiyan Wali Gali, Rayya  
Teh.-Baba Bakala  
Amritsar– 143112 (Punjab)

**Disclosure by the Promoter(s) to the stock exchanges and to the Target Company for encumbrance of shares / invocation of encumbrance/ release of encumbrance, in terms of Regulation 31(1) and 31(2) of SEBI (Substantial Acquisition of Shares and Takeovers) Regulation, 2011**

Name of the Target Company(TC)		PRAKASH PIPES LIMITED										
Names of the Stock Exchanges where the shares of the target company are listed		BSE Ltd. & National Stock Exchange of India Ltd.										
Date of reporting		Saturday, October 05, 2019										
Name of the promoter or PAC on whose shares encumbrance has been created/		FOCUS SECURITIES AND CREDITS PVT LTD										
Details of the creation of encumbrance :												
Name of the promoter(s) or PACs with whom	Promoter holding in the target company (1)	Promoter holding already encumbered (2)	% of total share capital	Details of events pertaining to encumbrance (3)						Post event holding of encumbered shares		
				Type of event (creation/ release/ invocation)	Date of creation/ invocation/ release of encumbrance	Type of encumbrance (pledge/ lien/ disposal undetaking/ others)	Reasons for encumbrance	No. of shares	% of total share capital	Name of the entity in whose favour shares encumbered	No. of shares	% of total share capital
FOCUS SECURITIES AND CREDITS PVT. LTD.	182500	131250	0.64	Release	27.09.2019	Pledge	Third Party Pledge	-126875	-0.62	Catalyst Trusteeship Ltd	4375	0.02

for FOCUS SECURITIES AND CREDITS PVT LTD.

*Rubop*

Authorised Signatory

Place : New Delhi

Date : 05.10.2019

\* The details of encumbrances of residual promoters as on 21.09.2019 enclosed herewith as Annexure 1 is an extract of the data available of the Target Company

**PRAKASH PIPES LIMITED**  
**Details of encumbrance of residual promoters as on 21.09.2019**

Sr. No.	Name of the Shareholder	Total shares held		Shares pledged or otherwise encumbered	
		No. of shares held	As a % of total share capital	No. of shares held	As a % of total share capital
1	SHRI VED PRAKASH AGARWAL	65860	0.32	0	0.00
2	VED PRAKASH AGARWAL (HUF)	276079	1.35	0	0.00
3	SMT. MOHINI AGARWAL	765482	3.75	0	0.00
4	SHRI VIKRAM AGARWAL	50812	0.25	0	0.00
5	SHRI KANHA AGARWAL	2317	0.01	0	0.00
6	AIRCON SYSTEMS (INDIA) PVT. LTD.	12000	0.06	0	0.00
7	AMBROSIA COMMERCE PVT. LTD.	242062	1.19	171875	0.84
8	DHRUV COMMERCE PVT. LTD.	39312	0.19	39312	0.19
9	ESSENTIAL ELECTRONICS PVT. LTD.	74662	0.37	74662	0.37
10	EVERSHINE MERCANTILE PVT. LTD.	202712	0.99	202712	0.99
11	EXCEL FINCAP PVT. LTD.	12766	0.06	12762	0.06
12	FOUR WINGS MARKETING PVT. LTD.	12712	0.06	12712	0.06
13	GMK BUILDERS PVT. LTD.	1020598	5.00	310750	1.52
14	GOEL CONTAINERS PVT. LTD.	172335	0.84	0	0.00
15	HISSAR TUBES PVT. LTD.	97500	0.48	97500	0.48
16	HI-TECH MERCANTILE (INDIA) PVT. LTD.	375086	1.84	308750	1.51
17	NEW ERA COMMERCE & SECURITIES PVT. LTD.	26998	0.13	26987	0.13
18	OCEAN ISPAT PVT. LTD.	37500	0.18	0	0.00
19	PAREEK OVERSEAS PVT. LTD.	150013	0.73	3386	0.02
20	PRAKASH CAPITAL SERVICES LTD.	188558	0.92	188550	0.92
21	PRAKASH INDUSTRIAL FINANCE LTD.	113118	0.55	88000	0.43
22	PREMIER FINCAP PVT. LTD.	99125	0.49	99125	0.49
23	PRIMENET GLOBAL LTD.	409872	2.01	190625	0.93
24	PRIME MERCANTILE PVT. LTD.	462682	2.27	39425	0.19
25	PROSPERO SECURITIES PVT. LTD.	76475	0.37	64475	0.32
26	ROURKELA STEEL PVT. LTD.	178391	0.87	61325	0.30
27	SAMYAK SECURITIES PVT. LTD.	187500	0.92	187500	0.92
28	SHREE LABH LAKSHMI CAPITAL SERVICES PVT. LTD.	288933	1.42	231408	1.13
29	SHIKHA MERCANTILE LLP	8825	0.04	0	0.00
30	SPRING MERCANTILE PVT. LTD.	12362	0.06	12362	0.06
31	STYLE LEASING & FINANCE PVT. LTD.	139300	0.68	108050	0.53
32	SUNVIN TRADING & INVESTMENT PVT. LTD.	30289	0.15	30289	0.15
33	TECHDRIVE SOFTWARE LTD	144443	0.71	11756	0.06
34	TOOLS INDIA PVT. LTD.	112612	0.55	112612	0.55
35	UNITY MERCANTILE PVT. LTD.	31446	0.15	31437	0.15
36	VANSHI FARMS PVT. LTD.	108494	0.53	70987	0.35
37	VISION MERCANTILE PVT. LTD.	270837	1.33	233337	1.14
38	WELTER SECURITIES LTD.	625833	3.07	592075	2.90
39	CHAIBASA STEEL LLP	31250	0.15	0	0.00
40	DHRUV COMMERCE LLP	183375	0.90	70000	0.34
41	ESSENTIAL ELECTRONICS LLP	37763	0.18	0	0.00
42	FOUR WINGS MARKETING LLP	37500	0.18	0	0.00
43	HISSAR TUBES LLP	71251	0.35	0	0.00
44	PREMIER FINCAP LLP	56310	0.28	0	0.00
45	SPRING MERCANTILE LLP	122750	0.60	0	0.00
46	SUVARNA MARKETING LLP	11875	0.06	0	0.00
47	EVERSHINE MERCANTILE LLP	37500	0.18	0	0.00
48	SUNVIN TRADING & INVESTMENT LLP	125961	0.62	0	0.00
	<b>TOTAL</b>	<b>7841436</b>	<b>38.40</b>	<b>3684746</b>	<b>18.05</b>

*Report*

# Ambrosia Commerce Pvt. Ltd.

Regd. Office : N, 3rd Floor, Old Delhi Road, Golden Jubilee Plaza, Gurgaon-122201

CIN: U74899HR1994PTC041364

E-mail: nkchaturvedi1960@gmail.com

---

5<sup>th</sup> October, 2019

Listing Department  
BSE Ltd.  
Phiroze Jeejeebhoy Towers  
Dalal Street  
Mumbai – 400001

Listing Department  
National Stock Exchange of India Ltd  
Exchange Plaza, 5th Floor, Plot No. C/1  
G Block, Bandra-Kurla Complex,  
Bandra (E), Mumbai - 400051

Company Code: 542684

Company Symbol: PPL

Sub: **Disclosure under Regulation 31 of Securities and Exchange Board of India  
(Substantial Acquisition of Shares and Takeovers) Regulations, 2011**

Dear Sir,

In terms of the provisions of Regulation 31 of the SEBI (Substantial Acquisition of Shares and Takeovers) Regulations, 2011, we being Promoter group of Prakash Pipes Limited hereby enclosing the details of shares of Prakash Pipes Limited held by us, released from pledge in the prescribed format.

This is for your information and record please.

Thanking you,

Yours faithfully,  
For **Ambrosia Commerce Pvt. Limited**



**Authorised Signatory**

Encl: (2) as above

CC To:

Prakash Pipes Ltd.  
Darjiyan Wali Gali, Rayya  
Teh.-Baba Bakala  
Amritsar– 143112 (Punjab)

**Disclosure by the Promoter(s) to the stock exchanges and to the Target Company for encumbrance of shares / invocation of encumbrance/ release of encumbrance, in terms of Regulation 31(1) and 31(2) of SEBI (Substantial Acquisition of Shares and Takeovers) Regulation, 2011**

Name of the Target Company(TC)		PRAKASH PIPES LIMITED										
Names of the Stock Exchanges where the shares of the target company are listed		BSE Ltd. & National Stock Exchange of India Ltd.										
Date of reporting		Saturday, October 05, 2019										
Name of the promoter or PACs target company (1) with him		AMBROSIA COMMERCE PRIVATE LIMITED										
Name of the promoter or PACs target company (2)		AMBROSIA COMMERCE PRIVATE LIMITED										
Name of the promoter or PACs target company (1)		AMBROSIA COMMERCE PRIVATE LIMITED *										
Name of the promoter or PACs target company (2)		AMBROSIA COMMERCE PRIVATE LIMITED *										
Details of the creation of encumbrance :		Details of events pertaining to encumbrance (3)										
No. of shares	% of total share capital	No. of shares	% of total share capital	Type of event (creation/ release/ invocation)	Date of creation/ invocation/ release of encumbrance	Type of encumbrance (pledge/ lien/ disposal/ undetaking/ others)	Reasons for encumbrance	No. of shares	% of total share capital	Name of the entity whose shares are encumbered	No. of shares	% of total share capital
242062	1.19	171875	0.84	Release	27.09.2019	Pledge	Third Party Pledge	-171875	-0.84	Catalyst Trusteeship Ltd	0	0.00

for AMBROSIA COMMERCE PRIVATE LIMITED



Authorised Signatory

Place : New Delhi  
Date : 05.10.2019

\* The details of encumbrances of residual promoters as on 21.09.2019 enclosed herewith as Annexure 1 is an extract of the data available of the Target Company

**PRAKASH PIPES LIMITED**  
**Details of encumbrance of residual promoters as on 21.09.2019**

Sr. No.	Name of the Shareholder	Total shares held		Shares pledged or otherwise encumbered	
		No. of shares held	As a % of total share capital	No. of shares held	As a % of total share capital
1	SHRI VED PRAKASH AGARWAL	65860	0.32	0	0.00
2	VED PRAKASH AGARWAL (HUF)	276079	1.35	0	0.00
3	SMT. MOHINI AGARWAL	765482	3.75	0	0.00
4	SHRI VIKRAM AGARWAL	50812	0.25	0	0.00
5	SHRI KANHA AGARWAL	2317	0.01	0	0.00
6	AIRCON SYSTEMS (INDIA) PVT. LTD.	12000	0.06	0	0.00
7	DHRUV COMMERCE PVT. LTD.	39312	0.19	39312	0.19
8	ESSENTIAL ELECTRONICS PVT. LTD.	74662	0.37	74662	0.37
9	EVERSHINE MERCANTILE PVT. LTD.	202712	0.99	202712	0.99
10	EXCEL FINCAP PVT. LTD.	12766	0.06	12762	0.06
11	FOCUS SECURITIES & CREDITS PVT. LTD.	182500	0.89	131250	0.64
12	FOUR WINGS MARKETING PVT. LTD.	12712	0.06	12712	0.06
13	GMK BUILDERS PVT. LTD.	1020598	5.00	310750	1.52
14	GOEL CONTAINERS PVT. LTD.	172335	0.84	0	0.00
15	HISSAR TUBES PVT. LTD.	97500	0.48	97500	0.48
16	HI-TECH MERCANTILE (INDIA) PVT. LTD.	375086	1.84	308750	1.51
17	NEW ERA COMMERCE & SECURITIES PVT. LTD.	26998	0.13	26987	0.13
18	OCEAN ISPAT PVT. LTD.	37500	0.18	0	0.00
19	PAREEK OVERSEAS PVT. LTD.	150013	0.73	3386	0.02
20	PRAKASH CAPITAL SERVICES LTD.	188558	0.92	188550	0.92
21	PRAKASH INDUSTRIAL FINANCE LTD.	113118	0.55	88000	0.43
22	PREMIER FINCAP PVT. LTD.	99125	0.49	99125	0.49
23	PRIMENET GLOBAL LTD.	409872	2.01	190625	0.93
24	PRIME MERCANTILE PVT. LTD.	462682	2.27	39425	0.19
25	PROSPERO SECURITIES PVT. LTD.	76475	0.37	64475	0.32
26	ROURKELA STEEL PVT. LTD.	178391	0.87	61325	0.30
27	SAMYAK SECURITIES PVT. LTD.	187500	0.92	187500	0.92
28	SHREE LABH LAKSHMI CAPITAL SERVICES PVT. L	288933	1.42	231408	1.13
29	SHIKHA MERCANTILE LLP	8825	0.04	0	0.00
30	SPRING MERCANTILE PVT. LTD.	12362	0.06	12362	0.06
31	STYLE LEASING & FINANCE PVT. LTD.	139300	0.68	108050	0.53
32	SUNVIN TRADING & INVESTMENT PVT. LTD.	30289	0.15	30289	0.15
33	TECHDRIVE SOFTWARE LTD	144443	0.71	11756	0.06
34	TOOLS INDIA PVT. LTD.	112612	0.55	112612	0.55
35	UNITY MERCANTILE PVT. LTD.	31446	0.15	31437	0.15
36	VANSHI FARMS PVT. LTD.	108494	0.53	70987	0.35
37	VISION MERCANTILE PVT. LTD.	270837	1.33	233337	1.14
38	WELTER SECURITIES LTD.	625833	3.07	592075	2.90
39	CHAIBASA STEEL LLP	31250	0.15	0	0.00
40	DHRUV COMMERCE LLP	183375	0.90	70000	0.34
41	ESSENTIAL ELECTRONICS LLP	37763	0.18	0	0.00
42	FOUR WINGS MARKETING LLP	37500	0.18	0	0.00
43	HISSAR TUBES LLP	71251	0.35	0	0.00
44	PREMIER FINCAP LLP	56310	0.28	0	0.00
45	SPRING MERCANTILE LLP	122750	0.60	0	0.00
46	SUVARNA MARKETING LLP	11875	0.06	0	0.00
47	EVERSHINE MERCANTILE LLP	37500	0.18	0	0.00
48	SUNVIN TRADING & INVESTMENT LLP	125961	0.62	0	0.00
	<b>TOTAL</b>	<b>7781874</b>	<b>38.11</b>	<b>3644121</b>	<b>17.85</b>

*Retubof*

# ESSENTIAL ELECTRONICS PVT.LTD.

Regd. Off. : 303, Himelard House, D-5, Karampura Commercial Complex,  
New Delhi -110015.

Cin no.U74899DL1993PTC053685

5<sup>th</sup> October, 2019

Listing Department  
BSE Ltd.  
Phiroze Jeejeebhoy Towers  
Dalal Street  
Mumbai – 400001

Listing Department  
National Stock Exchange of India Ltd  
Exchange Plaza, 5th Floor, Plot No. C/1  
G Block, Bandra-Kurla Complex,  
Bandra (E), Mumbai - 400051

Company Code: 542684

Company Symbol: PPL

Sub: **Disclosure under Regulation 31 of Securities and Exchange Board of India  
(Substantial Acquisition of Shares and Takeovers) Regulations, 2011**

Dear Sir,

In terms of the provisions of Regulation 31 of the SEBI (Substantial Acquisition of Shares and Takeovers) Regulations, 2011, we being Promoter group of Prakash Pipes Limited hereby enclosing the details of shares of Prakash Pipes Limited held by us, released from pledge in the prescribed format.

This is for your information and record please.

Thanking you,

Yours faithfully,  
For **Essential Electronics Pvt. Limited**



**Authorised Signatory**

Encl: (2) as above

CC To:

Prakash Pipes Ltd.  
Darjiyan Wali Gali, Rayya  
Teh.-Baba Bakala  
Amritsar– 143112 (Punjab)

**Disclosure by the Promoter(s) to the stock exchanges and to the Target Company for encumbrance of shares / invocation of encumbrance/ release of encumbrance, in terms of Regulation 31(1) and 31(2) of SEBI (Substantial Acquisition of Shares and Takeovers) Regulation, 2011**

Name of the Target Company(TC)		PRAKASH PIPES LIMITED											
Names of the Stock Exchanges where the shares of the target company are listed		BSE Ltd. & National Stock Exchange of India Ltd.											
Date of reporting		Saturday, October 05, 2019											
Name of the promoter or PAC on whose shares encumbrance has been created/		ESSENTIAL ELECTRONICS PRIVATE LIMITED											
Details of the creation of encumbrance :													
Name of the promoter(s) or PACs with him	Promoter holding in the target company	Promoter holding already encumbered (2)	Details of events pertaining to encumbrance (3)							Post event holding of encumbered shares			
			No. shares	% of total share capital	No. shares	% of total share capital	Type of event (creation/ release/ invocation )	Date of creation/ invocation/ release of encumbrance	Type of encumbrance (pledge/ lien/ disposal undertaken &/ others)	Reasons for encumbrance	No. shares	% of total share capital	Name of the entity in whose favour shares encumbered
ESSENTIAL ELECTRONICS PRIVATE LIMITED. *	74662	0.37	74662	0.37	Release	27.09.2019	Pledge	Third Party Pledge	-74662	-0.37	Catalyst Trusteeship Ltd	0	0.00

for ESSENTIAL ELECTRONICS PRIVATE LIMITED.

*R. Gupta*

Authorised Signatory

Place : New Delhi

Date : 05.10.2019

\* The details of encumbrances of residual promoters as on 21.09.2019 enclosed herewith as Annexure 1 is an extract of the data available of the Target Company



**PRAKASH PIPES LIMITED**  
**Details of encumbrance of residual promoters as on 21.09.2019**

Sr. No.	Name of the Shareholder	Total shares held		Shares pledged or otherwise encumbered	
		No. of shares held	As a % of total share capital	No. of shares held	As a % of total share capital
1	SHRI VED PRAKASH AGARWAL	65860	0.32	0	0.00
2	VED PRAKASH AGARWAL (HUF)	276079	1.35	0	0.00
3	SMT. MOHINI AGARWAL	765482	3.75	0	0.00
4	SHRI VIKRAM AGARWAL	50812	0.25	0	0.00
5	SHRI KANHA AGARWAL	2317	0.01	0	0.00
6	AIRCON SYSTEMS (INDIA) PVT. LTD.	12000	0.06	0	0.00
7	AMBROSIA COMMERCE PVT. LTD.	242062	1.19	171875	0.84
8	DHRUV COMMERCE PVT. LTD.	39312	0.19	39312	0.19
9	EVERSHINE MERCANTILE PVT. LTD.	202712	0.99	202712	0.99
10	EXCEL FINCAP PVT. LTD.	12766	0.06	12762	0.06
11	FOCUS SECURITIES & CREDITS PVT. LTD.	182500	0.89	131250	0.64
12	FOUR WINGS MARKETING PVT. LTD.	12712	0.06	12712	0.06
13	GMK BUILDERS PVT. LTD.	1020598	5.00	310750	1.52
14	GOEL CONTAINERS PVT. LTD.	172335	0.84	0	0.00
15	HISSAR TUBES PVT. LTD.	97500	0.48	97500	0.48
16	HI-TECH MERCANTILE (INDIA) PVT. LTD.	375086	1.84	308750	1.51
17	NEW ERA COMMERCE & SECURITIES PVT. LTD.	26998	0.13	26987	0.13
18	OCEAN ISPAT PVT. LTD.	37500	0.18	0	0.00
19	PAREEK OVERSEAS PVT. LTD.	150013	0.73	3386	0.02
20	PRAKASH CAPITAL SERVICES LTD.	188558	0.92	188550	0.92
21	PRAKASH INDUSTRIAL FINANCE LTD.	113118	0.55	88000	0.43
22	PREMIER FINCAP PVT. LTD.	99125	0.49	99125	0.49
23	PRIMENET GLOBAL LTD.	409872	2.01	190625	0.93
24	PRIME MERCANTILE PVT. LTD.	462682	2.27	39425	0.19
25	PROSPERO SECURITIES PVT. LTD.	76475	0.37	64475	0.32
26	ROURKELA STEEL PVT. LTD.	178391	0.87	61325	0.30
27	SAMYAK SECURITIES PVT. LTD.	187500	0.92	187500	0.92
28	SHREE LABH LAKSHMI CAPITAL SERVICES PVT. LTD.	288933	1.42	231408	1.13
29	SHIKHA MERCANTILE LLP	8825	0.04	0	0.00
30	SPRING MERCANTILE PVT. LTD.	12362	0.06	12362	0.06
31	STYLE LEASING & FINANCE PVT. LTD.	139300	0.68	108050	0.53
32	SUNVIN TRADING & INVESTMENT PVT. LTD.	30289	0.15	30289	0.15
33	TECHDRIVE SOFTWARE LTD	144443	0.71	11756	0.06
34	TOOLS INDIA PVT. LTD.	112612	0.55	112612	0.55
35	UNITY MERCANTILE PVT. LTD.	31446	0.15	31437	0.15
36	VANSHI FARMS PVT. LTD.	108494	0.53	70987	0.35
37	VISION MERCANTILE PVT. LTD.	270837	1.33	233337	1.14
38	WELTER SECURITIES LTD.	625833	3.07	592075	2.90
39	CHAIBASA STEEL LLP	31250	0.15	0	0.00
40	DHRUV COMMERCE LLP	183375	0.90	70000	0.34
41	ESSENTIAL ELECTRONICS LLP	37763	0.18	0	0.00
42	FOUR WINGS MARKETING LLP	37500	0.18	0	0.00
43	HISSAR TUBES LLP	71251	0.35	0	0.00
44	PREMIER FINCAP LLP	56310	0.28	0	0.00
45	SPRING MERCANTILE LLP	122750	0.60	0	0.00
46	SUVARNA MARKETING LLP	11875	0.06	0	0.00
47	EVERSHINE MERCANTILE LLP	37500	0.18	0	0.00
48	SUNVIN TRADING & INVESTMENT LLP	125961	0.62	0	0.00
	<b>TOTAL</b>	<b>7949274</b>	<b>38.93</b>	<b>3741334</b>	<b>18.32</b>

*Receipt*

# ROURKELA STEEL PVT. LTD.

Corp. Office : 303, HIMLAND HOUSE, D-5, KARAMPURA COMMERCIAL COMPLEX,  
NEW DELHI-110015.

CIN NO. U74899DL1994PTC058458

E-mail: gopaltg@gmail.com

---

5<sup>th</sup> October, 2019

Listing Department  
BSE Ltd.  
Phiroze Jeejeebhoy Towers  
Dalal Street  
Mumbai – 400001

Listing Department  
National Stock Exchange of India Ltd  
Exchange Plaza, 5th Floor, Plot No. C/1  
G Block, Bandra-Kurla Complex,  
Bandra (E), Mumbai - 400051

Company Code: 542684

Company Symbol: PPL

Sub: **Disclosure under Regulation 31 of Securities and Exchange Board of India  
(Substantial Acquisition of Shares and Takeovers) Regulations, 2011**


Dear Sir,

In terms of the provisions of Regulation 31 of the SEBI (Substantial Acquisition of Shares and Takeovers) Regulations, 2011, we being Promoter group of Prakash Pipes Limited hereby enclosing the details of shares of Prakash Pipes Limited held by us, released from pledge in the prescribed format.

This is for your information and record please.

Thanking you,

Yours faithfully,  
For **Rourkela Steel Pvt. Limited**



**Authorised Signatory**

Encl: (2) as above

CC To:

Prakash Pipes Ltd.  
Darjiyan Wali Gali, Rayya  
Teh.-Baba Bakala  
Amritsar– 143112 (Punjab)

**Disclosure by the Promoter(s) to the stock exchanges and to the Target Company for encumbrance of shares / invocation of encumbrance/ release of encumbrance, in terms of Regulation 31(1) and 31(2) of SEBI (Substantial Acquisition of Shares and Takeovers) Regulation, 2011**

Name of the Target Company(IC)		PRAKASH PIPES LIMITED											
Names of the Stock Exchanges where the shares of the target company are listed		BSE Ltd. & National Stock Exchange of India Ltd.											
Date of reporting		Saturday, October 05, 2019											
Name of the promoter or PAC on whose shares encumbrance has been created/		ROURKELA STEEL PVT LTD											
Details of the creation of encumbrance :													
Name of the promoter(s) or PACs with him	Promoter holding in the target company (1)		Promoter holding already encumbered (2)		Details of events pertaining to encumbrance (3)						Post event holding of encumbered shares		
	No. of shares	% of total share capital	No. of shares	% of total share capital	Type of event (creation/ release/ invocation)	Date of creation/ invocation/ release of encumbrance	Type of encumbrance (pledge/ non pledge/ lien/ disposal/ undetaking/ others)	Reasons for encumbrance	No. of shares	% of total share capital	Name of the entity whose favour shares encumbered	No. of shares	% of total share capital
ROURKELA STEEL PVT LTD.*	178391	0.87	61325	0.30	Release	27.09.2019	Pledge	Third Party Pledge	-61325	-0.30	Catalyst Trusteeship Ltd	0	0.00

for ROURKELA STEEL PVT LTD.



Authorised Signatory

Place : New Delhi

Date : 05.10.2019

\* The details of encumbrances of residual promoters as on 21.09.2019 enclosed herewith as Annexure 1 is an extract of the data available of the Target Company

**PRAKASH PIPES LIMITED**  
**Details of encumbrance of residual promoters as on 21.09.2019**

Sr. No.	Name of the Shareholder	Total shares held		Shares pledged or otherwise encumbered	
		No. of shares held	As a % of total share capital	No. of shares held	As a % of total share capital
1	SHRI VED PRAKASH AGARWAL	65860	0.32	0	0.00
2	VED PRAKASH AGARWAL (HUF)	276079	1.35	0	0.00
3	SMT. MOHINI AGARWAL	765482	3.75	0	0.00
4	SHRI VIKRAM AGARWAL	50812	0.25	0	0.00
5	SHRI KANHA AGARWAL	2317	0.01	0	0.00
6	AIRCON SYSTEMS (INDIA) PVT. LTD.	12000	0.06	0	0.00
7	AMBROSIA COMMERCE PVT. LTD.	242062	1.19	171875	0.84
8	DHRUV COMMERCE PVT. LTD.	39312	0.19	39312	0.19
9	ESSENTIAL ELECTRONICS PVT. LTD.	74662	0.37	74662	0.37
10	EVERSHINE MERCANTILE PVT. LTD.	202712	0.99	202712	0.99
11	EXCEL FINCAP PVT. LTD.	12766	0.06	12762	0.06
12	FOCUS SECURITIES & CREDITS PVT. LTD.	182500	0.89	131250	0.64
13	FOUR WINGS MARKETING PVT. LTD.	12712	0.06	12712	0.06
14	GMK BUILDERS PVT. LTD.	1020598	5.00	310750	1.52
15	GOEL CONTAINERS PVT. LTD.	172335	0.84	0	0.00
16	HISSAR TUBES PVT. LTD.	97500	0.48	97500	0.48
17	HI-TECH MERCANTILE (INDIA) PVT. LTD.	375086	1.84	308750	1.51
18	NEW ERA COMMERCE & SECURITIES PVT. LTD.	26998	0.13	26987	0.13
19	OCEAN ISPAT PVT. LTD.	37500	0.18	0	0.00
20	PAREEK OVERSEAS PVT. LTD.	150013	0.73	3386	0.02
21	PRAKASH CAPITAL SERVICES LTD.	188558	0.92	188550	0.92
22	PRAKASH INDUSTRIAL FINANCE LTD.	113118	0.55	88000	0.43
23	PREMIER FINCAP PVT. LTD.	99125	0.49	99125	0.49
24	PRIMENET GLOBAL LTD.	409872	2.01	190625	0.93
25	PRIME MERCANTILE PVT. LTD.	462682	2.27	39425	0.19
26	PROSPERO SECURITIES PVT. LTD.	76475	0.37	64475	0.32
27	SAMYAK SECURITIES PVT. LTD.	187500	0.92	187500	0.92
28	SHREE LABH LAKSHMI CAPITAL SERVICES PVT. LTD.	288933	1.42	231408	1.13
29	SHIKHA MERCANTILE LLP	8825	0.04	0	0.00
30	SPRING MERCANTILE PVT. LTD.	12362	0.06	12362	0.06
31	STYLE LEASING & FINANCE PVT. LTD.	139300	0.68	108050	0.53
32	SUNVIN TRADING & INVESTMENT PVT. LTD.	30289	0.15	30289	0.15
33	TECHDRIVE SOFTWARE LTD	144443	0.71	11756	0.06
34	TOOLS INDIA PVT. LTD.	112612	0.55	112612	0.55
35	UNITY MERCANTILE PVT. LTD.	31446	0.15	31437	0.15
36	VANSHI FARMS PVT. LTD.	108494	0.53	70987	0.35
37	VISION MERCANTILE PVT. LTD.	270837	1.33	233337	1.14
38	WELTER SECURITIES LTD.	625833	3.07	592075	2.90
39	CHAIBASA STEEL LLP	31250	0.15	0	0.00
40	DHRUV COMMERCE LLP	183375	0.90	70000	0.34
41	ESSENTIAL ELECTRONICS LLP	37763	0.18	0	0.00
42	FOUR WINGS MARKETING LLP	37500	0.18	0	0.00
43	HISSAR TUBES LLP	71251	0.35	0	0.00
44	PREMIER FINCAP LLP	56310	0.28	0	0.00
45	SPRING MERCANTILE LLP	122750	0.60	0	0.00
46	SUVARNA MARKETING LLP	11875	0.06	0	0.00
47	EVERSHINE MERCANTILE LLP	37500	0.18	0	0.00
48	SUNVIN TRADING & INVESTMENT LLP	125961	0.62	0	0.00
	<b>TOTAL</b>	<b>7845545</b>	<b>38.42</b>	<b>3754671</b>	<b>18.39</b>

*R. Harsh*

# PAREEK OVERSEAS PVT.LTD.

Registered Office : N, 3rd Floor, Old Delhi Road, Golden Jubilee Plaza,  
Gurgaon-122001

CIN: U51909HR1993PTC041764

E-mail: nkchaturvedi1960@gmail.com

---

5<sup>th</sup> October, 2019

Listing Department  
BSE Ltd.  
Phiroze Jeejeebhoy Towers  
Dalal Street  
Mumbai – 400001

Listing Department  
National Stock Exchange of India Ltd  
Exchange Plaza, 5th Floor, Plot No. C/1  
G Block, Bandra-Kurla Complex,  
Bandra (E), Mumbai - 400051

Company Code: 542684

Company Symbol: PPL

Sub: **Disclosure under Regulation 31 of Securities and Exchange Board of India  
(Substantial Acquisition of Shares and Takeovers) Regulations, 2011**

Dear Sir,

In terms of the provisions of Regulation 31 of the SEBI (Substantial Acquisition of Shares and Takeovers) Regulations, 2011, we being Promoter group of Prakash Pipes Limited hereby enclosing the details of shares of Prakash Pipes Limited held by us, released from pledge in the prescribed format.

This is for your information and record please.

Thanking you,

Yours faithfully,  
For **Pareek Overseas Pvt. Limited**



**Authorised Signatory**

Encl: (2) as above

CC To:

Prakash Pipes Ltd.  
Darjiyan Wali Gali, Rayya  
Teh.-Baba Bakala  
Amritsar– 143112 (Punjab)

**Disclosure by the Promoter(s) to the stock exchanges and to the Target Company for encumbrance of shares / invocation of encumbrance/ release of encumbrance, in terms of Regulation 31(1) and 31(2) of SEBI (Substantial Acquisition of Shares and Takeovers) Regulation, 2011**

Name of the Target Company(TC)		PRAKASH PIPES LIMITED											
Names of the Stock Exchanges where the shares of the target company are listed		BSE Ltd. & National Stock Exchange of India Ltd.											
Date of reporting		Saturday, October 05, 2019											
Name of the promoter or PAC on whose shares encumbrance has been		PAREEK OVERSEAS PRIVATE LIMITED											
Details of the creation of encumbrance :													
Name of the promoter(s) or PACs with him	Promoter holding in the target company (1)		Promoter already encumbered (2)		Details of events pertaining to encumbrance (3)					Post event holding of encumbered shares			
	No. of shares	% of total share capital	No. of shares	% of total share capital	Type event (creation/ release/ invocation)	Date of creation/ invocation/ release of encumbrance	Type of encumbrance (pledge/ non pledge/ disposal/ undetaking/ others)	Reasons for encumbrance	No. of shares	% of total share capital	Name of the entity whose favour shares encumbered	No. of shares	% of total share capital
PAREEK OVERSEAS PRIVATE LIMITED *	150013	0.73	3386	0.02	Release	27.09.2019	Pledge	Third Party Pledge	-3386	-0.02	Catalyst Trusteeship Ltd	0	0.00

for PAREEK OVERSEAS PRIVATE LIMITED.

*R. K. Singh*

Authorised Signatory

Place : New Delhi

Date : 05.10.2019

\* The details of encumbrances of residual promoters as on 21.09.2019 enclosed herewith as Annexure 1 is an extract of the data available of the Target Company

**PRAKASH PIPES LIMITED**  
**Details of encumbrance of residual promoters as on 21.09.2019**

Sr. No.	Name of the Shareholder	Total shares held		Shares pledged or otherwise encumbered	
		No. of shares held	As a % of total share capital	No. of shares held	As a % of total share capital
1	SHRI VED PRAKASH AGARWAL	65860	0.32	0	0.00
2	VED PRAKASH AGARWAL (HUF)	276079	1.35	0	0.00
3	SMT. MOHINI AGARWAL	765482	3.75	0	0.00
4	SHRI VIKRAM AGARWAL	50812	0.25	0	0.00
5	SHRI KANHA AGARWAL	2317	0.01	0	0.00
6	AIRCON SYSTEMS (INDIA) PVT. LTD.	12000	0.06	0	0.00
7	AMBROSIA COMMERCE PVT. LTD.	242062	1.19	171875	0.84
8	DHRUV COMMERCE PVT. LTD.	39312	0.19	39312	0.19
9	ESSENTIAL ELECTRONICS PVT. LTD.	74662	0.37	74662	0.37
10	EVERSHINE MERCANTILE PVT. LTD.	202712	0.99	202712	0.99
11	EXCEL FINCAP PVT. LTD.	12766	0.06	12762	0.06
12	FOCUS SECURITIES & CREDITS PVT. LTD.	182500	0.89	131250	0.64
13	FOUR WINGS MARKETING PVT. LTD.	12712	0.06	12712	0.06
14	GMK BUILDERS PVT. LTD.	1020598	5.00	310750	1.52
15	GOEL CONTAINERS PVT. LTD.	172335	0.84	0	0.00
16	HISSAR TUBES PVT. LTD.	97500	0.48	97500	0.48
17	HI-TECH MERCANTILE (INDIA) PVT. LTD.	375086	1.84	308750	1.51
18	NEW ERA COMMERCE & SECURITIES PVT. LTD.	26998	0.13	26987	0.13
19	OCEAN ISPAT PVT. LTD.	37500	0.18	0	0.00
20	PRAKASH CAPITAL SERVICES LTD.	188558	0.92	188550	0.92
21	PRAKASH INDUSTRIAL FINANCE LTD.	113118	0.55	88000	0.43
22	PREMIER FINCAP PVT. LTD.	99125	0.49	99125	0.49
23	PRIMENET GLOBAL LTD.	409872	2.01	190625	0.93
24	PRIME MERCANTILE PVT. LTD.	462682	2.27	39425	0.19
25	PROSPERO SECURITIES PVT. LTD.	76475	0.37	64475	0.32
26	ROURKELA STEEL PVT. LTD.	178391	0.87	61325	0.30
27	SAMYAK SECURITIES PVT. LTD.	187500	0.92	187500	0.92
28	SHREE LABH LAKSHMI CAPITAL SERVICES PVT. LTD.	288933	1.42	231408	1.13
29	SHIKHA MERCANTILE LLP	8825	0.04	0	0.00
30	SPRING MERCANTILE PVT. LTD.	12362	0.06	12362	0.06
31	STYLE LEASING & FINANCE PVT. LTD.	139300	0.68	108050	0.53
32	SUNVIN TRADING & INVESTMENT PVT. LTD.	30289	0.15	30289	0.15
33	TECHDRIVE SOFTWARE LTD	144443	0.71	11756	0.06
34	TOOLS INDIA PVT. LTD.	112612	0.55	112612	0.55
35	UNITY MERCANTILE PVT. LTD.	31446	0.15	31437	0.15
36	VANSHI FARMS PVT. LTD.	108494	0.53	70987	0.35
37	VISION MERCANTILE PVT. LTD.	270837	1.33	233337	1.14
38	WELTER SECURITIES LTD.	625833	3.07	592075	2.90
39	CHAIBASA STEEL LLP	31250	0.15	0	0.00
40	DHRUV COMMERCE LLP	183375	0.90	70000	0.34
41	ESSENTIAL ELECTRONICS LLP	37763	0.18	0	0.00
42	FOUR WINGS MARKETING LLP	37500	0.18	0	0.00
43	HISSAR TUBES LLP	71251	0.35	0	0.00
44	PREMIER FINCAP LLP	56310	0.28	0	0.00
45	SPRING MERCANTILE LLP	122750	0.60	0	0.00
46	SUVARNA MARKETING LLP	11875	0.06	0	0.00
47	EVERSHINE MERCANTILE LLP	37500	0.18	0	0.00
48	SUNVIN TRADING & INVESTMENT LLP	125961	0.62	0	0.00
	<b>TOTAL</b>	<b>7873923</b>	<b>38.56</b>	<b>3812610</b>	<b>18.67</b>

*Rupak*

# *New Era Commerce & Securities Pvt. Ltd.*

Regd. Off. : Srivan Farms, Near IOCL Petrol Pump, Bijwasan,

New Delhi – 110061.

CIN: U74899DL1992PTC047255

E-mail: nkchaturvedi1960@gmail.com

---

5<sup>th</sup> October, 2019

Listing Department  
BSE Ltd.  
Phiroze Jeejeebhoy Towers  
Dalal Street  
Mumbai – 400001

Listing Department  
National Stock Exchange of India Ltd  
Exchange Plaza, 5th Floor, Plot No. C/1  
G Block, Bandra-Kurla Complex,  
Bandra (E), Mumbai - 400051

Company Code: 542684

Company Symbol: PPL

**Sub: Disclosure under Regulation 31 of Securities and Exchange Board of India  
(Substantial Acquisition of Shares and Takeovers) Regulations, 2011**

Dear Sir,

In terms of the provisions of Regulation 31 of the SEBI (Substantial Acquisition of Shares and Takeovers) Regulations, 2011, we being Promoter group of Prakash Pipes Limited hereby enclosing the details of shares of Prakash Pipes Limited held by us, released from pledge in the prescribed format.

This is for your information and record please.

Thanking you,

Yours faithfully,  
For **New Era Commerce And Securities Private Limited**



**Authorised Signatory**

Encl: (2) as above

CC To:

Prakash Pipes Ltd.  
Darjiyan Wali Gali, Rayya  
Teh.-Baba Bakala  
Amritsar– 143112 (Punjab)



**Disclosure by the Promoter(s) to the stock exchanges and to the Target Company for encumbrance of shares / invocation of encumbrance/ release of encumbrance, in terms of Regulation 31(1) and 31(2) of SEBI (Substantial Acquisition of Shares and Takeovers) Regulation, 2011**

Name of the Target Company(TC)		PRAKASH PIPES LIMITED											
Names of the Stock Exchanges where the shares of the target company are listed		BSE Ltd. & National Stock Exchange of India Ltd.											
Date of reporting		Saturday, October 05, 2019											
Name of the promoter or PAC on whose shares encumbrance has been created/		NEW ERA COMMERCE AND SECURITIES PVT LTD											
Details of the creation of encumbrance :		Details of events pertaining to encumbrance (3)											
Name of the promoter(s) or PACs with him	Promoter holding in the target company (1)		Promoter holding already encumbered (2)		Type of event (creation/ release/ invocation)	Date of creation/ invocation/ release of encumbrance	Type of encumbrance (pledge/ lien/ disposal undetaking/ others)	Reasons for encumbrance	No. of shares	% of total share capital	Name of the entity whose favour shares encumbered	Post event holding of encumbered shares	
	No. of shares	% of total share capital	No. of shares	% of total share capital									No. of shares
NEW ERA COMMERCE AND SECURITIES PVT LTD *	26998	0.13	26987	0.13	Release	27.09.2019	Pledge	Third Party Pledge	-26987	-0.13	Catalyst Trusteeship Ltd	0	0.00

for NEW ERA COMMERCE AND SECURITIES PVT LTD.

  
Authorised Signatory

Place : New Delhi  
Date : 05.10.2019

\* The details of encumbrances of residual promoters as on 21.09.2019 enclosed herewith as Annexure 1 is an extract of the data available of the Target Company

**PRAKASH PIPES LIMITED**  
**Details of encumbrance of residual promoters as on 21.09.2019**

Sr. No.	Name of the Shareholder	Total shares held		Shares pledged or otherwise encumbered	
		No. of shares held	As a % of total share capital	No. of shares held	As a % of total share capital
1	SHRI VED PRAKASH AGARWAL	65860	0.32	0	0.00
2	VED PRAKASH AGARWAL (HUF)	276079	1.35	0	0.00
3	SMT. MOHINI AGARWAL	765482	3.75	0	0.00
4	SHRI VIKRAM AGARWAL	50812	0.25	0	0.00
5	SHRI KANHA AGARWAL	2317	0.01	0	0.00
6	AIRCON SYSTEMS (INDIA) PVT. LTD.	12000	0.06	0	0.00
7	AMBROSIA COMMERCE PVT. LTD.	242062	1.19	171875	0.84
8	DHRUV COMMERCE PVT. LTD.	39312	0.19	39312	0.19
9	ESSENTIAL ELECTRONICS PVT. LTD.	74662	0.37	74662	0.37
10	EVERSHINE MERCANTILE PVT. LTD.	202712	0.99	202712	0.99
11	EXCEL FINCAP PVT. LTD.	12766	0.06	12762	0.06
12	FOCUS SECURITIES & CREDITS PVT. LTD.	182500	0.89	131250	0.64
13	FOUR WINGS MARKETING PVT. LTD.	12712	0.06	12712	0.06
14	GMK BUILDERS PVT. LTD.	1020598	5.00	310750	1.52
15	GOEL CONTAINERS PVT. LTD.	172335	0.84	0	0.00
16	HISSAR TUBES PVT. LTD.	97500	0.48	97500	0.48
17	HI-TECH MERCANTILE (INDIA) PVT. LTD.	375086	1.84	308750	1.51
18	OCEAN ISPAT PVT. LTD.	37500	0.18	0	0.00
19	PAREEK OVERSEAS PVT. LTD.	150013	0.73	3386	0.02
20	PRAKASH CAPITAL SERVICES LTD.	188558	0.92	188550	0.92
21	PRAKASH INDUSTRIAL FINANCE LTD.	113118	0.55	88000	0.43
22	PREMIER FINCAP PVT. LTD.	99125	0.49	99125	0.49
23	PRIMENET GLOBAL LTD.	409872	2.01	190625	0.93
24	PRIME MERCANTILE PVT. LTD.	462682	2.27	39425	0.19
25	PROSPERO SECURITIES PVT. LTD.	76475	0.37	64475	0.32
26	ROURKELA STEEL PVT. LTD.	178391	0.87	61325	0.30
27	SAMYAK SECURITIES PVT. LTD.	187500	0.92	187500	0.92
28	SHREE LABH LAKSHMI CAPITAL SERVICES PVT. LTD.	288933	1.42	231408	1.13
29	SHIKHA MERCANTILE LLP	8825	0.04	0	0.00
30	SPRING MERCANTILE PVT. LTD.	12362	0.06	12362	0.06
31	STYLE LEASING & FINANCE PVT. LTD.	139300	0.68	108050	0.53
32	SUNVIN TRADING & INVESTMENT PVT. LTD.	30289	0.15	30289	0.15
33	TECHDRIVE SOFTWARE LTD	144443	0.71	11756	0.06
34	TOOLS INDIA PVT. LTD.	112612	0.55	112612	0.55
35	UNITY MERCANTILE PVT. LTD.	31446	0.15	31437	0.15
36	VANSHI FARMS PVT. LTD.	108494	0.53	70987	0.35
37	VISION MERCANTILE PVT. LTD.	270837	1.33	233337	1.14
38	WELTER SECURITIES LTD.	625833	3.07	592075	2.90
39	CHAIBASA STEEL LLP	31250	0.15	0	0.00
40	DHRUV COMMERCE LLP	183375	0.90	70000	0.34
41	ESSENTIAL ELECTRONICS LLP	37763	0.18	0	0.00
42	FOUR WINGS MARKETING LLP	37500	0.18	0	0.00
43	HISSAR TUBES LLP	71251	0.35	0	0.00
44	PREMIER FINCAP LLP	56310	0.28	0	0.00
45	SPRING MERCANTILE LLP	122750	0.60	0	0.00
46	SUVARNA MARKETING LLP	11875	0.06	0	0.00
47	EVERSHINE MERCANTILE LLP	37500	0.18	0	0.00
48	SUNVIN TRADING & INVESTMENT LLP	125961	0.62	0	0.00
<b>TOTAL</b>		<b>7996938</b>	<b>39.17</b>	<b>3789009</b>	<b>18.56</b>

*(Handwritten Signature)*

# Shree Labh Lakshmi Capital Services Pvt. Ltd.

Regd. Office : 303, Himland House, D-5, Karampura Commercial Complex,

New Delhi-110015

CIN NO. U74899DL1994PTC058645

E-mail: gopaltg@gmail.com

5<sup>th</sup> October, 2019

Listing Department  
BSE Ltd.  
Phiroze Jeejeebhoy Towers  
Dalal Street  
Mumbai – 400001

Listing Department  
National Stock Exchange of India Ltd  
Exchange Plaza, 5th Floor, Plot No. C/1  
G Block, Bandra-Kurla Complex,  
Bandra (E), Mumbai - 400051

Company Code: 542684

Company Symbol: PPL

Sub: **Disclosure under Regulation 31 of Securities and Exchange Board of India  
(Substantial Acquisition of Shares and Takeovers) Regulations, 2011**

Dear Sir,

In terms of the provisions of Regulation 31 of the SEBI (Substantial Acquisition of Shares and Takeovers) Regulations, 2011, we being Promoter group of Prakash Pipes Limited hereby enclosing the details of shares of Prakash Pipes Limited held by us, released from pledge in the prescribed format.

This is for your information and record please.

Thanking you,

Yours faithfully,

For **Shree Labh Lakshmi Capital Services Pvt. Limited**



**Authorised Signatory**

Encl: (2) as above

CC To:

Prakash Pipes Ltd.  
Darjiyan Wali Gali, Rayya  
Teh.-Baba Bakala  
Amritsar– 143112 (Punjab)

**Disclosure by the Promoter(s) to the stock exchanges and to the Target Company for encumbrance of shares / invocation of encumbrance/ release of encumbrance, in terms of Regulation 31(1) and 31(2) of SEBI (Substantial Acquisition of Shares and Takeovers) Regulation, 2011**

Name of the Target Company(IC)										PRAKASH PIPES LIMITED									
Names of the Stock Exchanges where the shares of the target company are listed										BSE Ltd. & National Stock Exchange of India Ltd.									
Date of reporting										Saturday, October 05, 2019									
Name of the promoter or PAC on whose shares encumbrance has been created/										SHREE LABH LAKSHMI CAPITAL SERVICES PVT.LTD.									
Details of the creation of encumbrance :										Details of events pertaining to encumbrance (3)									
Name of the promoter(s) or PACs with him										Name of the entity in whose favour shares encumbered									
Promoter holding already encumbered (2)										No. of total share capital									
Promoter holding in the target company (1)										No. of shares									
No. of shares										Type of event (creation/ release/ invocation)									
% of total share capital										Date of creation/ invocation/ release of encumbrance									
% of total share capital										Type of encumbrance (pledge/ lien/ release of non undertaking/ others)									
No. of shares										Reasons for encumbrance									
288933										No. of shares									
1.42										No. of total share capital									
1.13										No. of total share capital									
231408										No. of total share capital									
1.08										No. of total share capital									
SHREE LABH LAKSHMI CAPITAL SERVICES PVT LTD.*										Catalyst Trusteeship Ltd									

for SHREE LABH LAKSHMI CAPITAL SERVICES PVT LTD.

  
Authorised Signatory

Place : New Delhi  
Date : 05.10.2019

\* The details of encumbrances of residual promoters as on 21.09.2019 enclosed herewith as Annexure 1 is an extract of the data available of the Target Company

**PRAKASH PIPES LIMITED**  
**Details of encumbrance of residual promoters as on 21.09.2019**

Sr. No.	Name of the Shareholder	Total shares held		Shares pledged or otherwise encumbered	
		No. of shares held	As a % of total share capital	No. of shares held	As a % of total share capital
1	SHRI VED PRAKASH AGARWAL	65860	0.32	0	0.00
2	VED PRAKASH AGARWAL (HUF)	276079	1.35	0	0.00
3	SMT. MOHINI AGARWAL	765482	3.75	0	0.00
4	SHRI VIKRAM AGARWAL	50812	0.25	0	0.00
5	SHRI KANHA AGARWAL	2317	0.01	0	0.00
6	AIRCON SYSTEMS (INDIA) PVT. LTD.	12000	0.06	0	0.00
7	AMBROSIA COMMERCE PVT. LTD.	242062	1.19	171875	0.84
8	DHRUV COMMERCE PVT. LTD.	39312	0.19	39312	0.19
9	ESSENTIAL ELECTRONICS PVT. LTD.	74662	0.37	74662	0.37
10	EVERSHINE MERCANTILE PVT. LTD.	202712	0.99	202712	0.99
11	EXCEL FINCAP PVT. LTD.	12766	0.06	12762	0.06
12	FOCUS SECURITIES & CREDITS PVT. LTD.	182500	0.89	131250	0.64
13	FOUR WINGS MARKETING PVT. LTD.	12712	0.06	12712	0.06
14	GMK BUILDERS PVT. LTD.	1020598	5.00	310750	1.52
15	GOEL CONTAINERS PVT. LTD.	172335	0.84	0	0.00
16	HISSAR TUBES PVT. LTD.	97500	0.48	97500	0.48
17	HI-TECH MERCANTILE (INDIA) PVT. LTD.	375086	1.84	308750	1.51
18	NEW ERA COMMERCE & SECURITIES PVT. LTD.	26998	0.13	26987	0.13
19	OCEAN ISPAT PVT. LTD.	37500	0.18	0	0.00
20	PAREEK OVERSEAS PVT. LTD.	150013	0.73	3386	0.02
21	PRAKASH CAPITAL SERVICES LTD.	188558	0.92	188550	0.92
22	PRAKASH INDUSTRIAL FINANCE LTD.	113118	0.55	88000	0.43
23	PREMIER FINCAP PVT. LTD.	99125	0.49	99125	0.49
24	PRIMENET GLOBAL LTD.	409872	2.01	190625	0.93
25	PRIME MERCANTILE PVT. LTD.	462682	2.27	39425	0.19
26	PROSPERO SECURITIES PVT. LTD.	76475	0.37	64475	0.32
27	ROURKELA STEEL PVT. LTD.	178391	0.87	61325	0.30
28	SAMYAK SECURITIES PVT. LTD.	187500	0.92	187500	0.92
29	SHIKHA MERCANTILE LLP	8825	0.04	0	0.00
30	SPRING MERCANTILE PVT. LTD.	12362	0.06	12362	0.06
31	STYLE LEASING & FINANCE PVT. LTD.	139300	0.68	108050	0.53
32	SUNVIN TRADING & INVESTMENT PVT. LTD.	30289	0.15	30289	0.15
33	TECHDRIVE SOFTWARE LTD	144443	0.71	11756	0.06
34	TOOLS INDIA PVT. LTD.	112612	0.55	112612	0.55
35	UNITY MERCANTILE PVT. LTD.	31446	0.15	31437	0.15
36	VANSHI FARMS PVT. LTD.	108494	0.53	70987	0.35
37	VISION MERCANTILE PVT. LTD.	270837	1.33	233337	1.14
38	WELTER SECURITIES LTD.	625833	3.07	592075	2.90
39	CHAIBASA STEEL LLP	31250	0.15	0	0.00
40	DHRUV COMMERCE LLP	183375	0.90	70000	0.34
41	ESSENTIAL ELECTRONICS LLP	37763	0.18	0	0.00
42	FOUR WINGS MARKETING LLP	37500	0.18	0	0.00
43	HISSAR TUBES LLP	71251	0.35	0	0.00
44	PREMIER FINCAP LLP	56310	0.28	0	0.00
45	SPRING MERCANTILE LLP	122750	0.60	0	0.00
46	SUVARNA MARKETING LLP	11875	0.06	0	0.00
47	EVERSHINE MERCANTILE LLP	37500	0.18	0	0.00
48	SUNVIN TRADING & INVESTMENT LLP	125961	0.62	0	0.00
	<b>TOTAL</b>	<b>7735003</b>	<b>37.88</b>	<b>3584588</b>	<b>17.56</b>

*(Signature)*

# VANSHI FARMS PVT.LTD.

Regd. Office : N, 3rd Floor, Old Delhi Road, Golden Jublee Plaza,  
Gurgaon-122001(HR)  
C.I.No. - U74899HR1987PTC041353  
E-mail: nkchaturvedi1960@gmail.com

---

5<sup>th</sup> October, 2019

Listing Department  
BSE Ltd.  
Phiroze Jeejeebhoy Towers  
Dalal Street  
Mumbai – 400001

Listing Department  
National Stock Exchange of India Ltd  
Exchange Plaza, 5th Floor, Plot No. C/1  
G Block, Bandra-Kurla Complex,  
Bandra (E), Mumbai - 400051

Company Code: 542684

Company Symbol: PPL

Sub: **Disclosure under Regulation 31 of Securities and Exchange Board of India  
(Substantial Acquisition of Shares and Takeovers) Regulations, 2011**

Dear Sir,

In terms of the provisions of Regulation 31 of the SEBI (Substantial Acquisition of Shares and Takeovers) Regulations, 2011, we being Promoter group of Prakash Pipes Limited hereby enclosing the details of shares of Prakash Pipes Limited held by us, released from pledge in the prescribed format.

This is for your information and record please.

Thanking you,

Yours faithfully,  
For **Vanshi Farms Pvt. Limited**



**Authorised Signatory**

Encl: (2) as above

CC To:

Prakash Pipes Ltd.  
Darjiyan Wali Gali, Rayya  
Teh.-Baba Bakala  
Amritsar– 143112 (Punjab)

**Disclosure by the Promoter(s) to the stock exchanges and to the Target Company for encumbrance of shares / invocation of encumbrance/ release of encumbrance, in terms of Regulation 31(1) and 31(2) of SEBI (Substantial Acquisition of Shares and Takeovers) Regulation, 2011**

Name of the Target Company(TC)		PRAKASH PIPES LIMITED										
Names of the Stock Exchanges where the shares of the target company are listed		BSE Ltd. & National Stock Exchange of India Ltd.										
Date of reporting		Saturday, October 05, 2019										
Name of the promoter or PAC on whose shares encumbrance has been created/		VANSHI FARMS PRIVATE LIMITED										
Details of the creation of encumbrance :												
Name of the promoter(s) or PACs with him	Promoter holding in the target company (1)	Promoter holding already encumbered (2)	% of total share capital	No. of shares	Type of event (creation/ release/ invocation)	Date of creation/ invocation/ release of encumbrance	Type of encumbrance (pledge/ lien/ non disposal undetained/ others)	Reasons for encumbrance	No. of shares	% of share capital	Name of the entity in whose favour shares are encumbered	Post event holding of encumbered shares
VANSHI FARMS PRIVATE LIMITED *	108494	70987	0.35	70987	Release	27.09.2019	Pledge	Third Party Pledge	-70987	-0.35	Catalyst Trusteeship Ltd	0

for VANSHI FARMS PRIVATE LIMITED.

  
Authorised Signatory

Place : New Delhi  
Date : 05.10.2019

\* The details of encumbrances of residual promoters as on 21.09.2019 enclosed herewith as Annexure 1 is an extract of the data available of the Target Company

**PRAKASH PIPES LIMITED**  
**Details of encumbrance of residual promoters as on 21.09.2019**

Sr. No.	Name of the Shareholder	Total shares held		Shares pledged or otherwise encumbered	
		No. of shares held	As a % of total share capital	No. of shares held	As a % of total share capital
1	SHRI VED PRAKASH AGARWAL	65860	0.32	0	0.00
2	VED PRAKASH AGARWAL (HUF)	276079	1.35	0	0.00
3	SMT. MOHINI AGARWAL	765482	3.75	0	0.00
4	SHRI VIKRAM AGARWAL	50812	0.25	0	0.00
5	SHRI KANHA AGARWAL	2317	0.01	0	0.00
6	AIRCON SYSTEMS (INDIA) PVT. LTD.	12000	0.06	0	0.00
7	AMBROSIA COMMERCE PVT. LTD.	242062	1.19	171875	0.84
8	DHRUV COMMERCE PVT. LTD.	39312	0.19	39312	0.19
9	ESSENTIAL ELECTRONICS PVT. LTD.	74662	0.37	74662	0.37
10	EVERSHINE MERCANTILE PVT. LTD.	202712	0.99	202712	0.99
11	EXCEL FINCAP PVT. LTD.	12766	0.06	12762	0.06
12	FOCUS SECURITIES & CREDITS PVT. LTD.	182500	0.89	131250	0.64
13	FOUR WINGS MARKETING PVT. LTD.	12712	0.06	12712	0.06
14	GMK BUILDERS PVT. LTD.	1020598	5.00	310750	1.52
15	GOEL CONTAINERS PVT. LTD.	172335	0.84	0	0.00
16	HISSAR TUBES PVT. LTD.	97500	0.48	97500	0.48
17	HI-TECH MERCANTILE (INDIA) PVT. LTD.	375086	1.84	308750	1.51
18	NEW ERA COMMERCE & SECURITIES PVT. LTD.	26998	0.13	26987	0.13
19	OCEAN ISPAT PVT. LTD.	37500	0.18	0	0.00
20	PAREEK OVERSEAS PVT. LTD.	150013	0.73	3386	0.02
21	PRAKASH CAPITAL SERVICES LTD.	188558	0.92	188550	0.92
22	PRAKASH INDUSTRIAL FINANCE LTD.	113118	0.55	88000	0.43
23	PREMIER FINCAP PVT. LTD.	99125	0.49	99125	0.49
24	PRIMENET GLOBAL LTD.	409872	2.01	190625	0.93
25	PRIME MERCANTILE PVT. LTD.	462682	2.27	39425	0.19
26	PROSPERO SECURITIES PVT. LTD.	76475	0.37	64475	0.32
27	ROURKELA STEEL PVT. LTD.	178391	0.87	61325	0.30
28	SAMYAK SECURITIES PVT. LTD.	187500	0.92	187500	0.92
29	SHREE LABH LAKSHMI CAPITAL SERVICES PVT. LTD.	288933	1.42	231408	1.13
30	SHIKHA MERCANTILE LLP	8825	0.04	0	0.00
31	SPRING MERCANTILE PVT. LTD.	12362	0.06	12362	0.06
32	STYLE LEASING & FINANCE PVT. LTD.	139300	0.68	108050	0.53
33	SUNVIN TRADING & INVESTMENT PVT. LTD.	30289	0.15	30289	0.15
34	TECHDRIVE SOFTWARE LTD	144443	0.71	11756	0.06
35	TOOLS INDIA PVT. LTD.	112612	0.55	112612	0.55
36	UNITY MERCANTILE PVT. LTD.	31446	0.15	31437	0.15
37	VISION MERCANTILE PVT. LTD.	270837	1.33	233337	1.14
38	WELTER SECURITIES LTD.	625833	3.07	592075	2.90
39	CHAIBASA STEEL LLP	31250	0.15	0	0.00
40	DHRUV COMMERCE LLP	183375	0.90	70000	0.34
41	ESSENTIAL ELECTRONICS LLP	37763	0.18	0	0.00
42	FOUR WINGS MARKETING LLP	37500	0.18	0	0.00
43	HISSAR TUBES LLP	71251	0.35	0	0.00
44	PREMIER FINCAP LLP	56310	0.28	0	0.00
45	SPRING MERCANTILE LLP	122750	0.60	0	0.00
46	SUVARNA MARKETING LLP	11875	0.06	0	0.00
47	EVERSHINE MERCANTILE LLP	37500	0.18	0	0.00
48	SUNVIN TRADING & INVESTMENT LLP	125961	0.62	0	0.00
	<b>TOTAL</b>	<b>7915442</b>	<b>38.77</b>	<b>3745009</b>	<b>18.34</b>



# HISSAR TUBES PVT.LTD.

Regd. Office : N-2/6,DLF Phase-II, Gurgaon(Haryana)-122008  
CIN . U25112HR1974PTC007207

5<sup>th</sup> October, 2019

Listing Department  
BSE Ltd.  
Phiroze Jeejeebhoy Towers  
Dalal Street  
Mumbai – 400001

Listing Department  
National Stock Exchange of India Ltd  
Exchange Plaza, 5th Floor, Plot No. C/1  
G Block, Bandra-Kurla Complex,  
Bandra (E), Mumbai - 400051

Company Code: 542684

Company Symbol: PPL

Sub: **Disclosure under Regulation 31 of Securities and Exchange Board of India  
(Substantial Acquisition of Shares and Takeovers) Regulations, 2011**

Dear Sir,

In terms of the provisions of Regulation 31 of the SEBI (Substantial Acquisition of Shares and Takeovers) Regulations, 2011, we being Promoter group of Prakash Pipes Limited hereby enclosing the details of shares of Prakash Pipes Limited held by us, released from pledge in the prescribed format.

This is for your information and record please.

Thanking you,

Yours faithfully,  
For **Hissar Tubes Pvt. Limited**



**Authorised Signatory**


Encl: (2) as above

CC To:

Prakash Pipes Ltd.  
Darjiyan Wali Gali, Rayya  
Teh.-Baba Bakala  
Amritsar– 143112 (Punjab)

**Disclosure by the Promoter(s) to the stock exchanges and to the Target Company for encumbrance of shares / invocation of encumbrance/ release of encumbrance, in terms of Regulation 31(1) and 31(2) of SEBI (Substantial Acquisition of Shares and Takeovers) Regulation, 2011**

Name of the Target Company(TC)		PRAKASH PIPES LIMITED																				
Names of the Stock Exchanges where the shares of the target company are listed		BSE Ltd. & National Stock Exchange of India Ltd.																				
Date of reporting		Saturday, October 05, 2019																				
Name of the promoter or PAC on whose shares encumbrance has been created/		HISSAR TUBES PVT LTD																				
Details of the creation of encumbrance :		Details of events pertaining to encumbrance (3)																				
Name of the promoter(s) or PACs with him	Promoter holding in the target company (1)		Promoter holding already encumbered (2)		Type of event (creation/ release/ invocation)					Type of encumbrance (pledge/ lien/ non disposal/ undetaking/ others)		Reasons for encumbrance		No. of shares		No. of shares		Name of the entity in whose favour shares encumbered		Post event holding of encumbered shares		
	No. of shares	% of total share capital	No. of shares	% of total share capital	Date of creation/ invocation/ release of encumbrance	Type of encumbrance (pledge/ lien/ non disposal/ undetaking/ others)	Release	Date	No. of shares	% of total share capital	No. of shares	% of total share capital	No. of shares	% of total share capital	No. of shares	% of total share capital	No. of shares	% of total share capital	No. of shares	% of total share capital	No. of shares	% of total share capital
HISSAR TUBES PVT LTD *	97500	0.48	97500	0.48	27.09.2019	Pledge	Release	27.09.2019	Pledge	Third Party Pledge	-87500	-0.43	10000	0.05								

for HISSAR TUBES PVT LTD.  
  
 Authorised Signatory

Place : New Delhi  
 Date : 05.10.2019

\* The details of encumbrances of residual promoters as on 21.09.2019 enclosed herewith as Annexure 1 is an extract of the data available of the Target Company

**PRAKASH PIPES LIMITED**  
**Details of encumbrance of residual promoters as on 21.09.2019**

Sr. No.	Name of the Shareholder	Total shares held		Shares pledged or otherwise encumbered	
		No. of shares held	As a % of total share capital	No. of shares held	As a % of total share capital
1	SHRI VED PRAKASH AGARWAL	65860	0.32	0	0.00
2	VED PRAKASH AGARWAL (HUF)	276079	1.35	0	0.00
3	SMT. MOHINI AGARWAL	765482	3.75	0	0.00
4	SHRI VIKRAM AGARWAL	50812	0.25	0	0.00
5	SHRI KANHA AGARWAL	2317	0.01	0	0.00
6	AIRCON SYSTEMS (INDIA) PVT. LTD.	12000	0.06	0	0.00
7	AMBROSIA COMMERCE PVT. LTD.	242062	1.19	171875	0.84
8	DHRUV COMMERCE PVT. LTD.	39312	0.19	39312	0.19
9	ESSENTIAL ELECTRONICS PVT. LTD.	74662	0.37	74662	0.37
10	EVERSHINE MERCANTILE PVT. LTD.	202712	0.99	202712	0.99
11	EXCEL FINCAP PVT. LTD.	12766	0.06	12762	0.06
12	FOCUS SECURITIES & CREDITS PVT. LTD.	182500	0.89	131250	0.64
13	FOUR WINGS MARKETING PVT. LTD.	12712	0.06	12712	0.06
14	GMK BUILDERS PVT. LTD.	1020598	5.00	310750	1.52
15	GOEL CONTAINERS PVT. LTD.	172335	0.84	0	0.00
16	HI-TECH MERCANTILE (INDIA) PVT. LTD.	375086	1.84	308750	1.51
17	NEW ERA COMMERCE & SECURITIES PVT. LTD.	26998	0.13	26987	0.13
18	OCEAN ISPAT PVT. LTD.	37500	0.18	0	0.00
19	PAREEK OVERSEAS PVT. LTD.	150013	0.73	3386	0.02
20	PRAKASH CAPITAL SERVICES LTD.	188558	0.92	188550	0.92
21	PRAKASH INDUSTRIAL FINANCE LTD.	113118	0.55	88000	0.43
22	PREMIER FINCAP PVT. LTD.	99125	0.49	99125	0.49
23	PRIMENET GLOBAL LTD.	409872	2.01	190625	0.93
24	PRIME MERCANTILE PVT. LTD.	462682	2.27	39425	0.19
25	PROSPERO SECURITIES PVT. LTD.	76475	0.37	64475	0.32
26	ROURKELA STEEL PVT. LTD.	178391	0.87	61325	0.30
27	SAMYAK SECURITIES PVT. LTD.	187500	0.92	187500	0.92
28	SHREE LABH LAKSHMI CAPITAL SERVICES PVT. LTD.	288933	1.42	231408	1.13
29	SHIKHA MERCANTILE LLP	8825	0.04	0	0.00
30	SPRING MERCANTILE PVT. LTD.	12362	0.06	12362	0.06
31	STYLE LEASING & FINANCE PVT. LTD.	139300	0.68	108050	0.53
32	SUNVIN TRADING & INVESTMENT PVT. LTD.	30289	0.15	30289	0.15
33	TECHDRIVE SOFTWARE LTD	144443	0.71	11756	0.06
34	TOOLS INDIA PVT. LTD.	112612	0.55	112612	0.55
35	UNITY MERCANTILE PVT. LTD.	31446	0.15	31437	0.15
36	VANSHI FARMS PVT. LTD.	108494	0.53	70987	0.35
37	VISION MERCANTILE PVT. LTD.	270837	1.33	233337	1.14
38	WELTER SECURITIES LTD.	625833	3.07	592075	2.90
39	CHAIBASA STEEL LLP	31250	0.15	0	0.00
40	DHRUV COMMERCE LLP	183375	0.90	70000	0.34
41	ESSENTIAL ELECTRONICS LLP	37763	0.18	0	0.00
42	FOUR WINGS MARKETING LLP	37500	0.18	0	0.00
43	HISSAR TUBES LLP	71251	0.35	0	0.00
44	PREMIER FINCAP LLP	56310	0.28	0	0.00
45	SPRING MERCANTILE LLP	122750	0.60	0	0.00
46	SUVARNA MARKETING LLP	11875	0.06	0	0.00
47	EVERSHINE MERCANTILE LLP	37500	0.18	0	0.00
48	SUNVIN TRADING & INVESTMENT LLP	125961	0.62	0	0.00
	<b>TOTAL</b>	<b>7926436</b>	<b>38.82</b>	<b>3718496</b>	<b>18.21</b>

*(Signature)*

# Sunvin Trading & Investment Pvt. Ltd.

Regd. Office : 303, Himland House, D-5, Karampura Commercial Complex,  
New Delhi - 110015.  
CIN . U74899DL1991PTC046781

5<sup>th</sup> October, 2019

Listing Department  
BSE Ltd.  
Phiroze Jeejeebhoy Towers  
Dalal Street  
Mumbai - 400001

Listing Department  
National Stock Exchange of India Ltd  
Exchange Plaza, 5th Floor, Plot No. C/1  
G Block, Bandra-Kurla Complex,  
Bandra (E), Mumbai - 400051

Company Code: 542684

Company Symbol: PPL

**Sub: Disclosure under Regulation 31 of Securities and Exchange Board of India  
(Substantial Acquisition of Shares and Takeovers) Regulations, 2011**

Dear Sir,

In terms of the provisions of Regulation 31 of the SEBI (Substantial Acquisition of Shares and Takeovers) Regulations, 2011, we being Promoter group of Prakash Pipes Limited hereby enclosing the details of shares of Prakash Pipes Limited held by us, released from pledge in the prescribed format.

This is for your information and record please.

Thanking you,

Yours faithfully,  
For Sunvin Trading and Investment Pvt. Limited



**Authorised Signatory**

Encl: (2) as above

CC To:

Prakash Pipes Ltd.  
Darjiyan Wali Gali, Rayya  
Teh.-Baba Bakala  
Amritsar- 143112 (Punjab)

**Disclosure by the Promoter(s) to the stock exchanges and to the Target Company for encumbrance of shares / invocation of encumbrance / release of encumbrance, in terms of Regulation 31(1) and 31(2) of SEBI (Substantial Acquisition of Shares and Takeovers) Regulation, 2011**

Name of the Target Company(TC)		PRAKASH PIPES LIMITED						
Names of the Stock Exchanges where the shares of the target company are listed		BSE Ltd. & National Stock Exchange of India Ltd.						
Date of reporting		Saturday, October 05, 2019						
Name of the promoter or PAC on whose shares encumbrance has been created/		SUNVIN TRADING AND INVESTMENT PVT LTD.						
Details of the creation of encumbrance :								
Name of the promoter(s) or PACs with him	Promoter holding in the target company (1)		Promoter holding already encumbered (2)					
	No. of shares	% of total share capital	No. of shares	% of total share capital				
	30289	0.15	30289	0.15				
Details of events pertaining to encumbrance (3)								
Type of event (creation/ release/ invocation)	Date of creation/ invocation/ release of encumbrance	Type of encumbrance (pledge/ lien/ non disposal/ undetaking/ others)	Reasons for encumbrance	No. of shares	% of total share capital	Name of the entity whose favour shares encumbered	No. of shares	% of total share capital
Release	27.09.2019	Pledge	Third Party Pledge	-30289	-0.15	Catalyst Trusteeship Ltd	0	0.00
* SUNVIN TRADING AND INVESTMENT PVT. LIMITED.								

for SUNVIN TRADING AND INVESTMENT PVT. LIMITED.

  
Authorised Signatory

Place : New Delhi  
Date : 05.10.2019

\* The details of encumbrances of residual promoters as on 21.09.2019 enclosed herewith as Annexure 1 is an extract of the data available of the Target Company

**PRAKASH PIPES LIMITED**  
**Details of encumbrance of residual promoters as on 21.09.2019**

Sr. No.	Name of the Shareholder	Total shares held		Shares pledged or otherwise encumbered	
		No. of shares held	As a % of total share capital	No. of shares held	As a % of total share capital
1	SHRI VED PRAKASH AGARWAL	65860	0.32	0	0.00
2	VED PRAKASH AGARWAL (HUF)	276079	1.35	0	0.00
3	SMT. MOHINI AGARWAL	765482	3.75	0	0.00
4	SHRI VIKRAM AGARWAL	50812	0.25	0	0.00
5	SHRI KANHA AGARWAL	2317	0.01	0	0.00
6	AIRCON SYSTEMS (INDIA) PVT. LTD.	12000	0.06	0	0.00
7	AMBROSIA COMMERCE PVT. LTD.	242062	1.19	171875	0.84
8	DHRUV COMMERCE PVT. LTD.	39312	0.19	39312	0.19
9	ESSENTIAL ELECTRONICS PVT. LTD.	74662	0.37	74662	0.37
10	EVERSHINE MERCANTILE PVT. LTD.	202712	0.99	202712	0.99
11	EXCEL FINCAP PVT. LTD.	12766	0.06	12762	0.06
12	FOCUS SECURITIES & CREDITS PVT. LTD.	182500	0.89	131250	0.64
13	FOUR WINGS MARKETING PVT. LTD.	12712	0.06	12712	0.06
14	GMK BUILDERS PVT. LTD.	1020598	5.00	310750	1.52
15	GOEL CONTAINERS PVT. LTD.	172335	0.84	0	0.00
16	HISSAR TUBES PVT. LTD.	97500	0.48	97500	0.48
17	HI-TECH MERCANTILE (INDIA) PVT. LTD.	375086	1.84	308750	1.51
18	NEW ERA COMMERCE & SECURITIES PVT. LTD.	26998	0.13	26987	0.13
19	OCEAN ISPAT PVT. LTD.	37500	0.18	0	0.00
20	PAREEK OVERSEAS PVT. LTD.	150013	0.73	3386	0.02
21	PRAKASH CAPITAL SERVICES LTD.	188558	0.92	188550	0.92
22	PRAKASH INDUSTRIAL FINANCE LTD.	113118	0.55	88000	0.43
23	PREMIER FINCAP PVT. LTD.	99125	0.49	99125	0.49
24	PRIMENET GLOBAL LTD.	409872	2.01	190625	0.93
25	PRIME MERCANTILE PVT. LTD.	462682	2.27	39425	0.19
26	PROSPERO SECURITIES PVT. LTD.	76475	0.37	64475	0.32
27	ROURKELA STEEL PVT. LTD.	178391	0.87	61325	0.30
28	SAMYAK SECURITIES PVT. LTD.	187500	0.92	187500	0.92
29	SHREE LABH LAKSHMI CAPITAL SERVICES PVT. LTD.	288933	1.42	231408	1.13
30	SHIKHA MERCANTILE LLP	8825	0.04	0	0.00
31	SPRING MERCANTILE PVT. LTD.	12362	0.06	12362	0.06
32	STYLE LEASING & FINANCE PVT. LTD.	139300	0.68	108050	0.53
33	SUNVIN TRADING & INVESTMENT PVT. LTD.	30289	0.15	0	0.00
34	TECHDRIVE SOFTWARE LTD	144443	0.71	11756	0.06
35	TOOLS INDIA PVT. LTD.	112612	0.55	112612	0.55
36	UNITY MERCANTILE PVT. LTD.	31446	0.15	31437	0.15
37	VANSHI FARMS PVT. LTD.	108494	0.53	70987	0.35
38	VISION MERCANTILE PVT. LTD.	270837	1.33	233337	1.14
39	WELTER SECURITIES LTD.	625833	3.07	592075	2.90
40	CHAIBASA STEEL LLP	31250	0.15	0	0.00
41	DHRUV COMMERCE LLP	183375	0.90	70000	0.34
42	ESSENTIAL ELECTRONICS LLP	37763	0.18	0	0.00
43	FOUR WINGS MARKETING LLP	37500	0.18	0	0.00
44	HISSAR TUBES LLP	71251	0.35	0	0.00
45	PREMIER FINCAP LLP	56310	0.28	0	0.00
46	SPRING MERCANTILE LLP	122750	0.60	0	0.00
47	SUVARNA MARKETING LLP	11875	0.06	0	0.00
48	EVERSHINE MERCANTILE LLP	37500	0.18	0	0.00
	<b>TOTAL</b>	<b>7897975</b>	<b>38.68</b>	<b>3785707</b>	<b>18.54</b>

# UNITY MERCANTILE PVT. LTD.

Regd. Office : 303, Himland House, D-5, Karampura Commercial Complex,  
New Delhi-110015.

CIN NO. U74899DL1995PTC068627

5<sup>th</sup> October, 2019

Listing Department  
BSE Ltd.  
Phiroze Jeejeebhoy Towers  
Dalal Street  
Mumbai – 400001

Listing Department  
National Stock Exchange of India Ltd  
Exchange Plaza, 5th Floor, Plot No. C/1  
G Block, Bandra-Kurla Complex,  
Bandra (E), Mumbai - 400051

Company Code: 542684

Company Symbol: PPL

Sub: **Disclosure under Regulation 31 of Securities and Exchange Board of India  
(Substantial Acquisition of Shares and Takeovers) Regulations, 2011**


Dear Sir,

In terms of the provisions of Regulation 31 of the SEBI (Substantial Acquisition of Shares and Takeovers) Regulations, 2011, we being Promoter group of Prakash Pipes Limited hereby enclosing the details of shares of Prakash Pipes Limited held by us, released from pledge in the prescribed format.

This is for your information and record please.

Thanking you,

Yours faithfully,  
For **Unity Mercantile Pvt. Limited**



**Authorised Signatory**

Encl: (2) as above

CC To:

Prakash Pipes Ltd.  
Darjiyan Wali Gali, Rayya  
Teh.-Baba Bakala  
Amritsar– 143112 (Punjab)

**Disclosure by the Promoter(s) to the stock exchanges and to the Target Company for encumbrance of shares / invocation of encumbrance / release of encumbrance, in terms of Regulation 31(1) and 31(2) of SEBI (Substantial Acquisition of Shares and Takeovers) Regulation, 2011**

Name of the Target Company(TC)		PRAKASH PIPES LIMITED											
Names of the Stock Exchanges where the shares of the target company are listed		BSE Ltd. & National Stock Exchange of India Ltd.											
Date of reporting		Saturday, October 05, 2019											
Name of the promoter or PAC on whose shares encumbrance has been created/		UNITY MERCANTILE PVT LTD											
Details of the creation of encumbrance :													
Name of the promoter(s) or PACs with him	Promoter holding in the target company (1)	Promoter holding already encumbered (2)	Details of events pertaining to encumbrance (3)							Post event holding of encumbered shares			
			No. of shares	% of total share capital	Type of event (creation/ release/ invocation)	Date of creation/ invocation/ release/ encumbrance	Type of encumbrance (pledge/ lien/ of non disposal/ undetaking/ others)	Reasons for encumbrance	No. of shares	% of share capital	Name of the entity in whose favour shares encumbered	No. of shares	% of total share capital
UNITY MERCANTILE PVT LTD.*	31446	31437	0.15	0.15	Release	27.09.2019	Pledge	Third Party Pledge	-31437	-0.15	Catalyst Trusteeship Ltd	0	0.00

for UNITY MERCANTILE PVT LTD.

  
Authorized Signatory

Place : New Delhi  
Date : 05.10.2019

\* The details of encumbrances of residual promoters as on 21.09.2019 enclosed herewith as Annexure 1 is an extract of the data available of the Target Company



**PRAKASH PIPES LIMITED**  
**Details of encumbrance of residual promoters as on 21.09.2019**

Sr. No.	Name of the Shareholder	Total shares held		Shares pledged or otherwise encumbered	
		No. of shares held	As a % of total share capital	No. of shares held	As a % of total share capital
1	SHRI VED PRAKASH AGARWAL	65860	0.32	0	0.00
2	VED PRAKASH AGARWAL (HUF)	276079	1.35	0	0.00
3	SMT. MOHINI AGARWAL	765482	3.75	0	0.00
4	SHRI VIKRAM AGARWAL	50812	0.25	0	0.00
5	SHRI KANHA AGARWAL	2317	0.01	0	0.00
6	AIRCON SYSTEMS (INDIA) PVT. LTD.	12000	0.06	0	0.00
7	AMBROSIA COMMERCE PVT. LTD.	242062	1.19	171875	0.84
8	DHRUV COMMERCE PVT. LTD.	39312	0.19	39312	0.19
9	ESSENTIAL ELECTRONICS PVT. LTD.	74662	0.37	74662	0.37
10	EVERSHINE MERCANTILE PVT. LTD.	202712	0.99	202712	0.99
11	EXCEL FINCAP PVT. LTD.	12766	0.06	12762	0.06
12	FOCUS SECURITIES & CREDITS PVT. LTD.	182500	0.89	131250	0.64
13	FOUR WINGS MARKETING PVT. LTD.	12712	0.06	12712	0.06
14	GMK BUILDERS PVT. LTD.	1020598	5.00	310750	1.52
15	GOEL CONTAINERS PVT. LTD.	172335	0.84	0	0.00
16	HISSAR TUBES PVT. LTD.	97500	0.48	97500	0.48
17	HI-TECH MERCANTILE (INDIA) PVT. LTD.	375086	1.84	308750	1.51
18	NEW ERA COMMERCE & SECURITIES PVT. LTD.	26998	0.13	26987	0.13
19	OCEAN ISPAT PVT. LTD.	37500	0.18	0	0.00
20	PAREEK OVERSEAS PVT. LTD.	150013	0.73	3386	0.02
21	PRAKASH CAPITAL SERVICES LTD.	188558	0.92	188550	0.92
22	PRAKASH INDUSTRIAL FINANCE LTD.	113118	0.55	88000	0.43
23	PREMIER FINCAP PVT. LTD.	99125	0.49	99125	0.49
24	PRIMENET GLOBAL LTD.	409872	2.01	190625	0.93
25	PRIME MERCANTILE PVT. LTD.	462682	2.27	39425	0.19
26	PROSPERO SECURITIES PVT. LTD.	76475	0.37	64475	0.32
27	ROURKELA STEEL PVT. LTD.	178391	0.87	61325	0.30
28	SAMYAK SECURITIES PVT. LTD.	187500	0.92	187500	0.92
29	SHREE LABH LAKSHMI CAPITAL SERVICES PVT. LTD.	288933	1.42	231408	1.13
30	SHIKHA MERCANTILE LLP	8825	0.04	0	0.00
31	SPRING MERCANTILE PVT. LTD.	12362	0.06	12362	0.06
32	STYLE LEASING & FINANCE PVT. LTD.	139300	0.68	108050	0.53
33	SUNVIN TRADING & INVESTMENT PVT. LTD.	30289	0.15	30289	0.15
34	TECHDRIVE SOFTWARE LTD	144443	0.71	11756	0.06
35	TOOLS INDIA PVT. LTD.	112612	0.55	112612	0.55
36	VANSHI FARMS PVT. LTD.	108494	0.53	70987	0.35
37	VISION MERCANTILE PVT. LTD.	270837	1.33	233337	1.14
38	WELTER SECURITIES LTD.	625833	3.07	592075	2.90
39	CHAIBASA STEEL LLP	31250	0.15	0	0.00
40	DHRUV COMMERCE LLP	183375	0.90	70000	0.34
41	ESSENTIAL ELECTRONICS LLP	37763	0.18	0	0.00
42	FOUR WINGS MARKETING LLP	37500	0.18	0	0.00
43	HISSAR TUBES LLP	71251	0.35	0	0.00
44	PREMIER FINCAP LLP	56310	0.28	0	0.00
45	SPRING MERCANTILE LLP	122750	0.60	0	0.00
46	SUVARNA MARKETING LLP	11875	0.06	0	0.00
47	EVERSHINE MERCANTILE LLP	37500	0.18	0	0.00
48	SUNVIN TRADING & INVESTMENT LLP	125961	0.62	0	0.00
	<b>TOTAL</b>	<b>7992490</b>	<b>39.14</b>	<b>3784559</b>	<b>18.54</b>

*Handwritten signature*

# Excel Fincap Private Limited

**Regd. Office :-**

303, Himland House, D-5,  
Karampura Commercial Complex,  
New Delhi - 110015

**Corp. Office :-**

4/40, Shivaji Nagar,  
Gurgaon - 122005  
Haryana

CIN NO. U74899DL1995PTC066200

5<sup>th</sup> October, 2019

Listing Department  
BSE Ltd.  
Phiroze Jeejeebhoy Towers  
Dalal Street  
Mumbai - 400001

Listing Department  
National Stock Exchange of India Ltd  
Exchange Plaza, 5th Floor, Plot No. C/1  
G Block, Bandra-Kurla Complex,  
Bandra (E), Mumbai - 400051

Company Code: 542684

Company Symbol: PPL

Sub: **Disclosure under Regulation 31 of Securities and Exchange Board of India (Substantial Acquisition of Shares and Takeovers) Regulations, 2011**

Dear Sir,

In terms of the provisions of Regulation 31 of the SEBI (Substantial Acquisition of Shares and Takeovers) Regulations, 2011, we being Promoter group of Prakash Pipes Limited hereby enclosing the details of shares of Prakash Pipes Limited held by us, released from pledge in the prescribed format.

This is for your information and record please.

Thanking you,

Yours faithfully,  
For **Excel Fincap Pvt. Limited**



**Authorised Signatory**

Encl: (2) as above

CC To:

Prakash Pipes Ltd.  
Darjiyan Wali Gali, Rayya  
Teh.-Baba Bakala  
Amritsar- 143112 (Punjab)

**Disclosure by the Promoter(s) to the stock exchanges and to the Target Company for encumbrance of shares / invocation of encumbrance/ release of encumbrance, in terms of Regulation 31(1) and 31(2) of SEBI (Substantial Acquisition of Shares and Takeovers) Regulation, 2011**

Name of the Target Company(TC)		PRAKASH PIPES LIMITED											
Names of the Stock Exchanges where the shares of the target company are listed		BSE Ltd. & National Stock Exchange of India Ltd.											
Date of reporting		Saturday, October 05, 2019											
Name of the promoter or PAC on whose shares encumbrance has been created/		EXCEL FINCAP PRIVATE LIMITED											
Details of the creation of encumbrance :													
Name of the promoter(s) or PACs with whom	No. of shares	% of total share capital	Promoter holding already encumbered		Details of events pertaining to encumbrance (3)							Post event holding of encumbered shares	
			No. of shares (2)	% of total share capital	Type of event (creation/ release/ invocation)	Date of creation/ invocation/ release of encumbrance	Type of encumbrance (pledge/ lien/ disposal undetaking/ others)	Reasons for encumbrance	No. of shares	% of total share capital	Name of the entity in whose favour shares encumbered		No. of shares
EXCEL FINCAP PRIVATE LIMITED. *	12766	0.06	12762	0.06	Release	27.09.2019	Pledge	Third Party Pledge	-12762	-0.06	Catalyst Trusteeship Ltd	0	0.00

for EXCEL FINCAP PRIVATE LIMITED

  
Authorised Signatory

Place : New Delhi  
Date : 05.10.2019

\* The details of encumbrances of residual promoters as on 21.09.2019 enclosed herewith as Annexure 1 is an extract of the data available of the Target Company

**PRAKASH PIPES LIMITED**  
**Details of encumbrance of residual promoters as on 21.09.2019**

Sr. No.	Name of the Shareholder	Total shares held		Shares pledged or otherwise encumbered	
		No. of shares held	As a % of total share capital	No. of shares held	As a % of total share capital
1	SHRI VED PRAKASH AGARWAL	65860	0.32	0	0.00
2	VED PRAKASH AGARWAL (HUF)	276079	1.35	0	0.00
3	SMT. MOHINI AGARWAL	765482	3.75	0	0.00
4	SHRI VIKRAM AGARWAL	50812	0.25	0	0.00
5	SHRI KANHA AGARWAL	2317	0.01	0	0.00
6	AIRCON SYSTEMS (INDIA) PVT. LTD.	12000	0.06	0	0.00
7	AMBROSIA COMMERCE PVT. LTD.	242062	1.19	171875	0.84
8	DHRUV COMMERCE PVT. LTD.	39312	0.19	39312	0.19
9	ESSENTIAL ELECTRONICS PVT. LTD.	74662	0.37	74662	0.37
10	EVERSHINE MERCANTILE PVT. LTD.	202712	0.99	202712	0.99
11	FOCUS SECURITIES & CREDITS PVT. LTD.	182500	0.89	131250	0.64
12	FOUR WINGS MARKETING PVT. LTD.	12712	0.06	12712	0.06
13	GMK BUILDERS PVT. LTD.	1020598	5.00	310750	1.52
14	GOEL CONTAINERS PVT. LTD.	172335	0.84	0	0.00
15	HISSAR TUBES PVT. LTD.	97500	0.48	97500	0.48
16	HI-TECH MERCANTILE (INDIA) PVT. LTD.	375086	1.84	308750	1.51
17	NEW ERA COMMERCE & SECURITIES PVT. LTD.	26998	0.13	26987	0.13
18	OCEAN ISPAT PVT. LTD.	37500	0.18	0	0.00
19	PAREEK OVERSEAS PVT. LTD.	150013	0.73	3386	0.02
20	PRAKASH CAPITAL SERVICES LTD.	188558	0.92	188550	0.92
21	PRAKASH INDUSTRIAL FINANCE LTD.	113118	0.55	88000	0.43
22	PREMIER FINCAP PVT. LTD.	99125	0.49	99125	0.49
23	PRIMENET GLOBAL LTD.	409872	2.01	190625	0.93
24	PRIME MERCANTILE PVT. LTD.	462682	2.27	39425	0.19
25	PROSPERO SECURITIES PVT. LTD.	76475	0.37	64475	0.32
26	ROURKELA STEEL PVT. LTD.	178391	0.87	61325	0.30
27	SAMYAK SECURITIES PVT. LTD.	187500	0.92	187500	0.92
28	SHREE LABH LAKSHMI CAPITAL SERVICES PVT. LTD.	288933	1.42	231408	1.13
29	SHIKHA MERCANTILE LLP	8825	0.04	0	0.00
30	SPRING MERCANTILE PVT. LTD.	12362	0.06	12362	0.06
31	STYLE LEASING & FINANCE PVT. LTD.	139300	0.68	108050	0.53
32	SUNVIN TRADING & INVESTMENT PVT. LTD.	30289	0.15	30289	0.15
33	TECHDRIVE SOFTWARE LTD	144443	0.71	11756	0.06
34	TOOLS INDIA PVT. LTD.	112612	0.55	112612	0.55
35	UNITY MERCANTILE PVT. LTD.	31446	0.15	31437	0.15
36	VANSHI FARMS PVT. LTD.	108494	0.53	70987	0.35
37	VISION MERCANTILE PVT. LTD.	270837	1.33	233337	1.14
38	WELTER SECURITIES LTD.	625833	3.07	592075	2.90
39	CHAIBASA STEEL LLP	31250	0.15	0	0.00
40	DHRUV COMMERCE LLP	183375	0.90	70000	0.34
41	ESSENTIAL ELECTRONICS LLP	37763	0.18	0	0.00
42	FOUR WINGS MARKETING LLP	37500	0.18	0	0.00
43	HISSAR TUBES LLP	71251	0.35	0	0.00
44	PREMIER FINCAP LLP	56310	0.28	0	0.00
45	SPRING MERCANTILE LLP	122750	0.60	0	0.00
46	SUVARNA MARKETING LLP	11875	0.06	0	0.00
47	EVERSHINE MERCANTILE LLP	37500	0.18	0	0.00
48	SUNVIN TRADING & INVESTMENT LLP	125961	0.62	0	0.00
	<b>TOTAL</b>	<b>8011170</b>	<b>39.24</b>	<b>3803234</b>	<b>18.63</b>

*[Handwritten Signature]*

# *Prime Mercantile Private Limited*

(Amalgamated Company of Hisar Cement Pvt. Ltd.)  
Regd. Off. : N-2/6, DLF Phase – II, Gurgaon - 122008  
CIN NO. U74899HR1994PTCO41299

---

5<sup>th</sup> October, 2019

Listing Department  
BSE Ltd.  
Phiroze Jeejeebhoy Towers  
Dalal Street  
Mumbai – 400001

Listing Department  
National Stock Exchange of India Ltd  
Exchange Plaza, 5th Floor, Plot No. C/1  
G Block, Bandra-Kurla Complex,  
Bandra (E), Mumbai - 400051

Company Code: 542684

Company Symbol: PPL

Sub: **Disclosure under Regulation 31 of Securities and Exchange Board of India  
(Substantial Acquisition of Shares and Takeovers) Regulations, 2011**

Dear Sir,

In terms of the provisions of Regulation 31 of the SEBI (Substantial Acquisition of Shares and Takeovers) Regulations, 2011, we being Promoter group of Prakash Pipes Limited hereby enclosing the details of shares of Prakash Pipes Limited held by us, released from pledge in the prescribed format.

This is for your information and record please.

Thanking you,

Yours faithfully,  
For **Prime Mercantile Pvt. Limited**

  
**Authorised Signatory**

Encl: (2) as above

CC To:

Prakash Pipes Ltd.  
Darjiyan Wali Gali, Rayya  
Teh.-Baba Bakala  
Amritsar– 143112 (Punjab)

**Disclosure by the Promoter(s) to the stock exchanges and to the Target Company for encumbrance of shares / invocation of encumbrance/ release of encumbrance, in terms of Regulation 31(1) and 31(2) of SEBI (Substantial Acquisition of Shares and Takeovers) Regulation, 2011**

Name of the Target Company(TC)		PRAKASH PIPES LIMITED											
Names of the Stock Exchanges where the shares of the target company are listed		BSE Ltd. & National Stock Exchange of India Ltd.											
Date of reporting		Saturday, October 05, 2019											
Name of the promoter or PAC on whose shares encumbrance has been created/		PRIME MERCANTILE PVT. LTD											
Details of the creation of encumbrance :													
Name of the promoter(s) or PACs with him	Promoter holding in the target company (1)		Promoter holding already encumbered (2)		Details of events pertaining to encumbrance (3)							Post event holding of encumbered shares	
	No. of shares	% of total share capital	No. of shares	% of total share capital	Type of event (creation/ release/ invocation)	Date of creation/ invocation/ release of encumbrance	Type of encumbrance (pledge/ non lien/ disposal undetaking/ others)	Reasons for encumbrance	No. of shares	% of total share capital	Name of the entity in whose favour shares are encumbered	No. of shares	% of total share capital
PRIME MERCANTILE PVT. LTD. *	462682	2.27	39425	0.19	Release	27.09.2019	Pledge	Third Party Pledge	-39425	-0.19	Catalyst Trusteeship Ltd	0	0.00

for PRIME MERCANTILE PVT. LTD.

  
Authorised Signatory

Place : New Delhi  
Date : 05.10.2019

\* The details of encumbrances of residual promoters as on 21.09.2019 enclosed herewith as Annexure 1 is an extract of the data available of the Target Company

**PRAKASH PIPES LIMITED**  
**Details of encumbrance of residual promoters as on 21.09.2019**

Sr. No.	Name of the Shareholder	Total shares held		Shares pledged or otherwise encumbered	
		No. of shares held	As a % of total share capital	No. of shares held	As a % of total share capital
1	SHRI VED PRAKASH AGARWAL	65860	0.32	0	0.00
2	VED PRAKASH AGARWAL (HUF)	276079	1.35	0	0.00
3	SMT. MOHINI AGARWAL	765482	3.75	0	0.00
4	SHRI VIKRAM AGARWAL	50812	0.25	0	0.00
5	SHRI KANHA AGARWAL	2317	0.01	0	0.00
6	AIRCON SYSTEMS (INDIA) PVT. LTD.	12000	0.06	0	0.00
7	AMBROSIA COMMERCE PVT. LTD.	242062	1.19	171875	0.84
8	DHRUV COMMERCE PVT. LTD.	39312	0.19	39312	0.19
9	ESSENTIAL ELECTRONICS PVT. LTD.	74662	0.37	74662	0.37
10	EVERSHINE MERCANTILE PVT. LTD.	202712	0.99	202712	0.99
11	EXCEL FINCAP PVT. LTD.	12766	0.06	12762	0.06
12	FOCUS SECURITIES & CREDITS PVT. LTD.	182500	0.89	131250	0.64
13	FOUR WINGS MARKETING PVT. LTD.	12712	0.06	12712	0.06
14	GMK BUILDERS PVT. LTD.	1020598	5.00	310750	1.52
15	GOEL CONTAINERS PVT. LTD.	172335	0.84	0	0.00
16	HISSAR TUBES PVT. LTD.	97500	0.48	97500	0.48
17	HI-TECH MERCANTILE (INDIA) PVT. LTD.	375086	1.84	308750	1.51
18	NEW ERA COMMERCE & SECURITIES PVT. LTD.	26998	0.13	26987	0.13
19	OCEAN ISPAT PVT. LTD.	37500	0.18	0	0.00
20	PAREEK OVERSEAS PVT. LTD.	150013	0.73	3386	0.02
21	PRAKASH CAPITAL SERVICES LTD.	188558	0.92	188550	0.92
22	PRAKASH INDUSTRIAL FINANCE LTD.	113118	0.55	88000	0.43
23	PREMIER FINCAP PVT. LTD.	99125	0.49	99125	0.49
24	PRIMENET GLOBAL LTD.	409872	2.01	190625	0.93
25	PROSPERO SECURITIES PVT. LTD.	76475	0.37	64475	0.32
26	ROURKELA STEEL PVT. LTD.	178391	0.87	61325	0.30
27	SAMYAK SECURITIES PVT. LTD.	187500	0.92	187500	0.92
28	SHREE LABH LAKSHMI CAPITAL SERVICES PVT. LTD.	288933	1.42	231408	1.13
29	SHIKHA MERCANTILE LLP	8825	0.04	0	0.00
30	SPRING MERCANTILE PVT. LTD.	12362	0.06	12362	0.06
31	STYLE LEASING & FINANCE PVT. LTD.	139300	0.68	108050	0.53
32	SUNVIN TRADING & INVESTMENT PVT. LTD.	30289	0.15	30289	0.15
33	TECHDRIVE SOFTWARE LTD	144443	0.71	11756	0.06
34	TOOLS INDIA PVT. LTD.	112612	0.55	112612	0.55
35	UNITY MERCANTILE PVT. LTD.	31446	0.15	31437	0.15
36	VANSHI FARMS PVT. LTD.	108494	0.53	70987	0.35
37	VISION MERCANTILE PVT. LTD.	270837	1.33	233337	1.14
38	WELTER SECURITIES LTD.	625833	3.07	592075	2.90
39	CHAIBASA STEEL LLP	31250	0.15	0	0.00
40	DHRUV COMMERCE LLP	183375	0.90	70000	0.34
41	ESSENTIAL ELECTRONICS LLP	37763	0.18	0	0.00
42	FOUR WINGS MARKETING LLP	37500	0.18	0	0.00
43	HISSAR TUBES LLP	71251	0.35	0	0.00
44	PREMIER FINCAP LLP	56310	0.28	0	0.00
45	SPRING MERCANTILE LLP	122750	0.60	0	0.00
46	SUVARNA MARKETING LLP	11875	0.06	0	0.00
47	EVERSHINE MERCANTILE LLP	37500	0.18	0	0.00
48	SUNVIN TRADING & INVESTMENT LLP	125961	0.62	0	0.00
	<b>TOTAL</b>	<b>7561254</b>	<b>37.03</b>	<b>3776571</b>	<b>18.50</b>



# Premier Fincap Pvt.Ltd.

Regd. Off: N-2/6,DLF Phase-II, Gurgaon(Haryana)-122008  
CIN . U74899HR1995PTC041300

---

5<sup>th</sup> October, 2019

Listing Department  
BSE Ltd.  
Phiroze Jeebhoy Towers  
Dalal Street  
Mumbai – 400001

Listing Department  
National Stock Exchange of India Ltd  
Exchange Plaza, 5th Floor, Plot No. C/1  
G Block, Bandra-Kurla Complex,  
Bandra (E), Mumbai - 400051

Company Code: 542684

Company Symbol: PPL

**Sub: Disclosure under Regulation 31 of Securities and Exchange Board of India  
(Substantial Acquisition of Shares and Takeovers) Regulations, 2011**

Dear Sir,

In terms of the provisions of Regulation 31 of the SEBI (Substantial Acquisition of Shares and Takeovers) Regulations, 2011, we being Promoter group of Prakash Pipes Limited hereby enclosing the details of shares of Prakash Pipes Limited held by us, released from pledge in the prescribed format.

This is for your information and record please.

Thanking you,

Yours faithfully,  
For **Premier Fincap Pvt. Limited**

  
**Authorised Signatory**

Encl: (2) as above

CC To:


Prakash Pipes Ltd.  
Darjiyan Wali Gali, Rayya  
Teh.-Baba Bakala  
Amritsar– 143112 (Punjab)



**Disclosure by the Promoter(s) to the stock exchanges and to the Target Company for encumbrance of shares / invocation of encumbrance/ release of encumbrance, in terms of Regulation 31(1) and 31(2) of SEBI (Substantial Acquisition of Shares and Takeovers) Regulation, 2011**

Name of the Target Company(TC)		PRAKASH PIPES LIMITED																									
Names of the Stock Exchanges where the shares of the target company are listed		BSE Ltd. & National Stock Exchange of India Ltd.																									
Date of reporting		Saturday, October 05, 2019																									
Name of the promoter or PAC on whose shares encumbrance has been created/		PREMIER FINCAP PRIVATE LIMITED																									
Details of the creation of encumbrance :																											
Name of the promoter(s) or PACs with him		Details of events pertaining to encumbrance (3)																									
		Promoter holding already encumbered (2)		Promoter holding already encumbered (1)		Type of event (creation/ release/ invocation)		Date of creation/ invocation/ release of encumbrance		Type of encumbrance (pledge/ non lien/ disposal undetained/ others)		Reasons for encumbrance		No. of shares		% of total share capital		No. of shares		% of total share capital		Name of the entity in whose favour shares encumbered		Post event holding of encumbered shares			
PREMIER FINCAP PRIVATE LIMITED *		99125		99125		Release		27.09.2019		Pledge		Third Party Pledge		99125		0.49		99125		0.49		Catalyst Trusteeship Ltd		3250		0.02	

for PREMIER FINCAP PRIVATE LIMITED.

  
Authorised Signatory

Place : New Delhi  
Date : 05.10.2019

\* The details of encumbrances of residual promoters as on 21.09.2019 enclosed herewith as Annexure 1 is an extract of the data available of the Target Company

**PRAKASH PIPES LIMITED**  
**Details of encumbrance of residual promoters as on 21.09.2019**

Sr. No.	Name of the Shareholder	Total shares held		Shares pledged or otherwise encumbered	
		No. of shares held	As a % of total share capital	No. of shares held	As a % of total share capital
1	SHRI VED PRAKASH AGARWAL	65860	0.32	0	0.00
2	VED PRAKASH AGARWAL (HUF)	276079	1.35	0	0.00
3	SMT. MOHINI AGARWAL	765482	3.75	0	0.00
4	SHRI VIKRAM AGARWAL	50812	0.25	0	0.00
5	SHRI KANHA AGARWAL	2317	0.01	0	0.00
6	AIRCON SYSTEMS (INDIA) PVT. LTD.	12000	0.06	0	0.00
7	AMBROSIA COMMERCE PVT. LTD.	242062	1.19	171875	0.84
8	DHRUV COMMERCE PVT. LTD.	39312	0.19	39312	0.19
9	ESSENTIAL ELECTRONICS PVT. LTD.	74662	0.37	74662	0.37
10	EVERSHINE MERCANTILE PVT. LTD.	202712	0.99	202712	0.99
11	EXCEL FINCAP PVT. LTD.	12766	0.06	12762	0.06
12	FOCUS SECURITIES & CREDITS PVT. LTD.	182500	0.89	131250	0.64
13	FOUR WINGS MARKETING PVT. LTD.	12712	0.06	12712	0.06
14	GMK BUILDERS PVT. LTD.	1020598	5.00	310750	1.52
15	GOEL CONTAINERS PVT. LTD.	172335	0.84	0	0.00
16	HISSAR TUBES PVT. LTD.	97500	0.48	97500	0.48
17	HI-TECH MERCANTILE (INDIA) PVT. LTD.	375086	1.84	308750	1.51
18	NEW ERA COMMERCE & SECURITIES PVT. LTD.	26998	0.13	26987	0.13
19	OCEAN ISPAT PVT. LTD.	37500	0.18	0	0.00
20	PAREEK OVERSEAS PVT. LTD.	150013	0.73	3386	0.02
21	PRAKASH CAPITAL SERVICES LTD.	188558	0.92	188550	0.92
22	PRAKASH INDUSTRIAL FINANCE LTD.	113118	0.55	88000	0.43
23	PRIMENET GLOBAL LTD.	409872	2.01	190625	0.93
24	PRIME MERCANTILE PVT. LTD.	462682	2.27	39425	0.19
25	PROSPERO SECURITIES PVT. LTD.	76475	0.37	64475	0.32
26	ROURKELA STEEL PVT. LTD.	178391	0.87	61325	0.30
27	SAMYAK SECURITIES PVT. LTD.	187500	0.92	187500	0.92
28	SHREE LABH LAKSHMI CAPITAL SERVICES PVT.	288933	1.42	231408	1.13
29	SHIKHA MERCANTILE PVT. LTD.(SHIKHA MERC	8825	0.04	0	0.00
30	SPRING MERCANTILE PVT. LTD.	12362	0.06	12362	0.06
31	STYLE LEASING & FINANCE PVT. LTD.	139300	0.68	108050	0.53
32	SUNVIN TRADING & INVESTMENT PVT. LTD.	30289	0.15	30289	0.15
33	TECHDRIVE SOFTWARE LTD	144443	0.71	11756	0.06
34	TOOLS INDIA PVT. LTD.	112612	0.55	112612	0.55
35	UNITY MERCANTILE PVT. LTD.	31446	0.15	31437	0.15
36	VANSHI FARMS PVT. LTD.	108494	0.53	70987	0.35
37	VISION MERCANTILE PVT. LTD.	270837	1.33	233337	1.14
38	WELTER SECURITIES LTD.	625833	3.07	592075	2.90
39	CHAIBASA STEEL LLP	31250	0.15	0	0.00
40	DHRUV COMMERCE LLP	183375	0.90	70000	0.34
41	ESSENTIAL ELECTRONICS LLP	37763	0.18	0	0.00
42	FOUR WINGS MARKETING LLP	37500	0.18	0	0.00
43	HISSAR TUBES LLP	71251	0.35	0	0.00
44	PREMIER FINCAP LLP	56310	0.28	0	0.00
45	SPRING MERCANTILE LLP	122750	0.60	0	0.00
46	SUVARNA MARKETING LLP	11875	0.06	0	0.00
47	EVERSHINE MERCANTILE LLP	37500	0.18	0	0.00
48	SUNVIN TRADING & INVESTMENT LLP	125961	0.62	0	0.00
	<b>TOTAL</b>	<b>7924811</b>	<b>38.81</b>	<b>3716871</b>	<b>18.20</b>

*(Handwritten Signature)*

# DHRUV COMMERCE LLP

(Formerly Dhruv Commerce Pvt. Ltd.)

Head. Office : 303, Himland House, D-5, Karampura Commercial Complex,  
New Delhi – 110015.

LLPIN - AAL-9545

5<sup>th</sup> October, 2019

Listing Department  
BSE Ltd.  
Phiroze Jeejeebhoy Towers  
Dalal Street  
Mumbai – 400001

Listing Department  
National Stock Exchange of India Ltd  
Exchange Plaza, 5th Floor, Plot No. C/1  
G Block, Bandra-Kurla Complex,  
Bandra (E), Mumbai - 400051

Company Code: 542684

Company Symbol: PPL

Sub: **Disclosure under Regulation 31 of Securities and Exchange Board of India  
(Substantial Acquisition of Shares and Takeovers) Regulations, 2011**

Dear Sir,

In terms of the provisions of Regulation 31 of the SEBI (Substantial Acquisition of Shares and Takeovers) Regulations, 2011, we being Promoter group of Prakash Pipes Limited hereby enclosing the details of shares of Prakash Pipes Limited held by us, released from pledge in the prescribed format.

This is for your information and record please.

Thanking you,

Yours faithfully,  
For **Dhruv Commerce LLP**

  
**Authorised Signatory**

Encl: (2) as above

CC To:

Prakash Pipes Ltd.  
Darjiyan Wali Gali, Rayya  
Teh.-Baba Bakala  
Amritsar– 143112 (Punjab)

**Disclosure by the Promoter(s) to the stock exchanges and to the Target Company for encumbrance of shares / invocation of encumbrance / release of encumbrance, in terms of Regulation 31(1) and 31(2) of SEBI (Substantial Acquisition of Shares and Takeovers) Regulation, 2011**

Name of the Target Company(TC)		PRAKASH PIPES LIMITED											
Names of the Stock Exchanges where the shares of the target company are listed		BSE Ltd. & National Stock Exchange of India Ltd.											
Date of reporting		Saturday, October 05, 2019											
Name of the promoter or PAC on whose shares encumbrance has been created/ released/invoked		DHRUV COMMERCE LLP											
Details of the creation of encumbrance :													
Name of the promoter(s) or PACs with whom													
No. of shares	% of total share capital	Promoter holding in the target company		Promoter holding already encumbered		Details of events pertaining to encumbrance (3)						Post event holding of encumbered shares	
		No. of shares	% of total share capital	No. of shares	% of total share capital	Type of event (creation/ release/ invocation)	Date of creation/ invocation release encumbrance	Type of encumbrance (pledge/ lien/ non disposal/ undetaking/ others)	Reasons for encumbrance	No. of shares	% of total share capital	Name of the entity whose shares are encumbered	No. of shares
183375	0.90	70000	0.34	Release	27.09.2019	Pledge	Third Party Pledge		-70000	-0.34	Catalyst Trusteeship Ltd	0	0.00
DHRUV COMMERCE LLP *													

for DHRUV COMMERCE LLP.

  
Authorised Signatory

Place : New Delhi

Date : 05.10.2019

\* The details of encumbrances of residual promoters as on 21.09.2019 enclosed herewith as Annexure 1 is an extract of the data available of the Target Company

**PRAKASH PIPES LIMITED**  
**Details of encumbrance of residual promoters as on 21.09.2019**

Sr. No.	Name of the Shareholder	Total shares held		Shares pledged or otherwise encumbered	
		No. of shares held	As a % of total share capital	No. of shares held	As a % of total share capital
1	SHRI VED PRAKASH AGARWAL	65860	0.32	0	0.00
2	VED PRAKASH AGARWAL (HUF)	276079	1.35	0	0.00
3	SMT. MOHINI AGARWAL	765482	3.75	0	0.00
4	SHRI VIKRAM AGARWAL	50812	0.25	0	0.00
5	SHRI KANHA AGARWAL	2317	0.01	0	0.00
6	AIRCON SYSTEMS (INDIA) PVT. LTD.	12000	0.06	0	0.00
7	AMBROSIA COMMERCE PVT. LTD.	242062	1.19	171875	0.84
8	DHRUV COMMERCE PVT. LTD.	39312	0.19	39312	0.19
9	ESSENTIAL ELECTRONICS PVT. LTD.	74662	0.37	74662	0.37
10	EVERSHINE MERCANTILE PVT. LTD.	202712	0.99	202712	0.99
11	EXCEL FINCAP PVT. LTD.	12766	0.06	12762	0.06
12	FOCUS SECURITIES & CREDITS PVT. LTD.	182500	0.89	131250	0.64
13	FOUR WINGS MARKETING PVT. LTD.	12712	0.06	12712	0.06
14	GMK BUILDERS PVT. LTD.	1020598	5.00	310750	1.52
15	GOEL CONTAINERS PVT. LTD.	172335	0.84	0	0.00
16	HISSAR TUBES PVT. LTD.	97500	0.48	97500	0.48
17	HI-TECH MERCANTILE (INDIA) PVT. LTD.	375086	1.84	308750	1.51
18	NEW ERA COMMERCE & SECURITIES PVT. LTD.	26998	0.13	26987	0.13
19	OCEAN ISPAT PVT. LTD.	37500	0.18	0	0.00
20	PAREEK OVERSEAS PVT. LTD.	150013	0.73	3386	0.02
21	PRAKASH CAPITAL SERVICES LTD.	188558	0.92	188550	0.92
22	PRAKASH INDUSTRIAL FINANCE LTD.	113118	0.55	88000	0.43
23	PREMIER FINCAP PVT. LTD.	99125	0.49	99125	0.49
24	PRIMENET GLOBAL LTD.	409872	2.01	190625	0.93
25	PRIME MERCANTILE PVT. LTD.	462682	2.27	39425	0.19
26	PROSPERO SECURITIES PVT. LTD.	76475	0.37	64475	0.32
27	ROURKELA STEEL PVT. LTD.	178391	0.87	61325	0.30
28	SAMYAK SECURITIES PVT. LTD.	187500	0.92	187500	0.92
29	SHREE LABH LAKSHMI CAPITAL SERVICES PVT. LTD.	288933	1.42	231408	1.13
30	SHIKHA MERCANTILE PVT. LTD.(SHIKHA MERCANTI	8825	0.04	0	0.00
31	SPRING MERCANTILE PVT. LTD.	12362	0.06	12362	0.06
32	STYLE LEASING & FINANCE PVT. LTD.	139300	0.68	108050	0.53
33	SUNVIN TRADING & INVESTMENT PVT. LTD.	30289	0.15	30289	0.15
34	TECHDRIVE SOFTWARE LTD	144443	0.71	11756	0.06
35	TOOLS INDIA PVT. LTD.	112612	0.55	112612	0.55
36	UNITY MERCANTILE PVT. LTD.	31446	0.15	31437	0.15
37	VANSHI FARMS PVT. LTD.	108494	0.53	70987	0.35
38	VISION MERCANTILE PVT. LTD.	270837	1.33	233337	1.14
39	WELTER SECURITIES LTD.	625833	3.07	592075	2.90
40	CHAIBASA STEEL LLP	31250	0.15	0	0.00
41	ESSENTIAL ELECTRONICS LLP	37763	0.18	0	0.00
42	FOUR WINGS MARKETING LLP	37500	0.18	0	0.00
43	HISSAR TUBES LLP	71251	0.35	0	0.00
44	PREMIER FINCAP LLP	56310	0.28	0	0.00
45	SPRING MERCANTILE LLP	122750	0.60	0	0.00
46	SUVARNA MARKETING LLP	11875	0.06	0	0.00
47	EVERSHINE MERCANTILE LLP	37500	0.18	0	0.00
48	SUNVIN TRADING & INVESTMENT LLP	125961	0.62	0	0.00
	<b>TOTAL</b>	<b>7840561</b>	<b>38.40</b>	<b>3745996</b>	<b>18.35</b>

*Short*

# DHRUV COMMERCE PVT. LTD.

Regd. Office : 303, Himland House, D-5,  
Karampura Commercial Complex,  
New Delhi – 110015.  
CIN NO. U74899DL1994PTC058763

---

5<sup>th</sup> October, 2019

Listing Department  
BSE Ltd.  
Phiroze Jeejeebhoy Towers  
Dalal Street  
Mumbai – 400001

Listing Department  
National Stock Exchange of India Ltd  
Exchange Plaza, 5th Floor, Plot No. C/1  
G Block, Bandra-Kurla Complex,  
Bandra (E), Mumbai - 400051

Company Code: 542684

Company Symbol: PPL

Sub: Disclosure under Regulation 31 of Securities and Exchange Board of India  
(Substantial Acquisition of Shares and Takeovers) Regulations, 2011


Dear Sir,

In terms of the provisions of Regulation 31 of the SEBI (Substantial Acquisition of Shares and Takeovers) Regulations, 2011, we being Promoter group of Prakash Pipes Limited hereby enclosing the details of shares of Prakash Pipes Limited held by us, released from pledge in the prescribed format.

This is for your information and record please.

Thanking you,

Yours faithfully,  
For **Dhruv Commerce Pvt. Limited**



**Authorised Signatory**

Encl: (2) as above


CC To:

Prakash Pipes Ltd.  
Darjiyan Wali Gali, Rayya  
Teh.-Baba Bakala  
Amritsar– 143112 (Punjab)

**Disclosure by the Promoter(s) to the stock exchanges and to the Target Company for encumbrance of shares / invocation of encumbrance/ release of encumbrance, in terms of Regulation 31(1) and 31(2) of SEBI (Substantial Acquisition of Shares and Takeovers) Regulation, 2011**

Name of the Target Company(TC)		PRAKASH PIPES LIMITED											
Names of the Stock Exchanges where the shares of the target company are listed		BSE Ltd. & National Stock Exchange of India Ltd.											
Date of reporting		Saturday, October 05, 2019											
Name of the promoter or PAC on whose shares encumbrance has been created/		DHRUV COMMERCE PVT LTD.											
Details of the creation of encumbrance :													
Name of the promoter(s) or PACs with him	Promoter holding in the target company	No. of shares	% of total share capital	Promoter holding already encumbered (2)	No. of shares	% of total share capital	Details of events pertaining to encumbrance (3)					Post event holding of encumbered shares	
							Type of event (creation/ release/ invocation)	Date of invocation encumbrance	Type of encumbrance (pledge/ non pledge/ disposal/ undetaking/ others)	Reasons for encumbrance	No. of shares		% of total share capital
DHRUV COMMERCE PVT LTD. *	39312	0.19	39312	0.19	Release	27.09.2019	Pledge	Third Party Pledge	-37562	-0.18	Catalyst Trusteeship Ltd	1750	0.01

for DHRUV COMMERCE PVT LTD.

  
Authorized Signatory

Place : New Delhi  
Date : 05.10.2019

\* The details of encumbrances of residual promoters as on 21.09.2019 enclosed herewith as Annexure 1 is an extract of the data available of the Target Company

**PRAKASH PIPES LIMITED**  
**Details of encumbrance of residual promoters as on 21.09.2019**

Sr. No.	Name of the Shareholder	Total shares held		Shares pledged or otherwise encumbered	
		No. of shares held	As a % of total share capital	No. of shares held	As a % of total share capital
1	SHRI VED PRAKASH AGARWAL	65860	0.32	0	0.00
2	VED PRAKASH AGARWAL (HUF)	276079	1.35	0	0.00
3	SMT. MOHINI AGARWAL	765482	3.75	0	0.00
4	SHRI VIKRAM AGARWAL	50812	0.25	0	0.00
5	SHRI KANHA AGARWAL	2317	0.01	0	0.00
6	AIRCON SYSTEMS (INDIA) PVT. LTD.	12000	0.06	0	0.00
7	AMBROSIA COMMERCE PVT. LTD.	242062	1.19	171875	0.84
8	ESSENTIAL ELECTRONICS PVT. LTD.	74662	0.37	74662	0.37
9	EVERSHINE MERCANTILE PVT. LTD.	202712	0.99	202712	0.99
10	EXCEL FINCAP PVT. LTD.	12766	0.06	12762	0.06
11	FOCUS SECURITIES & CREDITS PVT. LTD.	182500	0.89	131250	0.64
12	FOUR WINGS MARKETING PVT. LTD.	12712	0.06	12712	0.06
13	GMK BUILDERS PVT. LTD.	1020598	5.00	310750	1.52
14	GOEL CONTAINERS PVT. LTD.	172335	0.84	0	0.00
15	HISSAR TUBES PVT. LTD.	97500	0.48	97500	0.48
16	HI-TECH MERCANTILE (INDIA) PVT. LTD.	375086	1.84	308750	1.51
17	NEW ERA COMMERCE & SECURITIES PVT. LTD.	26998	0.13	26987	0.13
18	OCEAN ISPAT PVT. LTD.	37500	0.18	0	0.00
19	PAREEK OVERSEAS PVT. LTD.	150013	0.73	3386	0.02
20	PRAKASH CAPITAL SERVICES LTD.	188558	0.92	188550	0.92
21	PRAKASH INDUSTRIAL FINANCE LTD.	113118	0.55	88000	0.43
22	PREMIER FINCAP PVT. LTD.	99125	0.49	99125	0.49
23	PRIMENET GLOBAL LTD.	409872	2.01	190625	0.93
24	PRIME MERCANTILE PVT. LTD.	462682	2.27	39425	0.19
25	PROSPERO SECURITIES PVT. LTD.	76475	0.37	64475	0.32
26	ROURKELA STEEL PVT. LTD.	178391	0.87	61325	0.30
27	SAMYAK SECURITIES PVT. LTD.	187500	0.92	187500	0.92
28	SHREE LABH LAKSHMI CAPITAL SERVICES PVT. LTD.	288933	1.42	231408	1.13
29	SHIKHA MERCANTILE LLP	8825	0.04	0	0.00
30	SPRING MERCANTILE PVT. LTD.	12362	0.06	12362	0.06
31	STYLE LEASING & FINANCE PVT. LTD.	139300	0.68	108050	0.53
32	SUNVIN TRADING & INVESTMENT PVT. LTD.	30289	0.15	30289	0.15
33	TECHDRIVE SOFTWARE LTD	144443	0.71	11756	0.06
34	TOOLS INDIA PVT. LTD.	112612	0.55	112612	0.55
35	UNITY MERCANTILE PVT. LTD.	31446	0.15	31437	0.15
36	VANSHI FARMS PVT. LTD.	108494	0.53	70987	0.35
37	VISION MERCANTILE PVT. LTD.	270837	1.33	233337	1.14
38	WELTER SECURITIES LTD.	625833	3.07	592075	2.90
39	CHAIBASA STEEL LLP	31250	0.15	0	0.00
40	DHRUV COMMERCE LLP	183375	0.90	70000	0.34
41	ESSENTIAL ELECTRONICS LLP	37763	0.18	0	0.00
42	FOUR WINGS MARKETING LLP	37500	0.18	0	0.00
43	HISSAR TUBES LLP	71251	0.35	0	0.00
44	PREMIER FINCAP LLP	56310	0.28	0	0.00
45	SPRING MERCANTILE LLP	122750	0.60	0	0.00
46	SUVARNA MARKETING LLP	11875	0.06	0	0.00
47	EVERSHINE MERCANTILE LLP	37500	0.18	0	0.00
48	SUNVIN TRADING & INVESTMENT LLP	125961	0.62	0	0.00
	<b>TOTAL</b>	<b>7984624</b>	<b>39.11</b>	<b>3776684</b>	<b>18.50</b>



# TECHDRIVE SOFTWARE LIMITED

Regd. Office : 303, Himland House, D-5, Karampura Commercial Complex,  
New Delhi-110015

CIN NO. U30007KA1999PLC025200

---

5<sup>th</sup> October, 2019

Listing Department  
BSE Ltd.  
Phiroze Jeejeebhoy Towers  
Dalal Street  
Mumbai – 400001

Listing Department  
National Stock Exchange of India Ltd  
Exchange Plaza, 5th Floor, Plot No. C/1  
G Block, Bandra-Kurla Complex,  
Bandra (E), Mumbai - 400051

Company Code: 542684

Company Symbol: PPL

Sub: **Disclosure under Regulation 31 of Securities and Exchange Board of India  
(Substantial Acquisition of Shares and Takeovers) Regulations, 2011**


Dear Sir,

In terms of the provisions of Regulation 31 of the SEBI (Substantial Acquisition of Shares and Takeovers) Regulations, 2011, we being Promoter group of Prakash Pipes Limited hereby enclosing the details of shares of Prakash Pipes Limited held by us, released from pledge in the prescribed format.

This is for your information and record please.

Thanking you,

Yours faithfully,  
For **Techdrive Software Limited**



**Authorised Signatory**

Encl: (2) as above

CC To:

Prakash Pipes Ltd.  
Darjiyan Wali Gali, Rayya  
Teh.-Baba Bakala  
Amritsar– 143112 (Punjab)

**Disclosure by the Promoter(s) to the stock exchanges and to the Target Company for encumbrance of shares / invocation of encumbrance/ release of encumbrance, in terms of Regulation 31(1) and 31(2) of SEBI (Substantial Acquisition of Shares and Takeovers) Regulation, 2011**

Name of the Target Company(TC)		PRAKASH PIPES LIMITED											
Names of the Stock Exchanges where the shares of the target company are listed		BSE Ltd. & National Stock Exchange of India Ltd.											
Date of reporting		Saturday, October 05, 2019											
Name of the promoter or PAC on whose shares encumbrance has been created/		TECHDRIVE SOFTWARE LIMITED											
Details of the creation of encumbrance :													
Name of the promoter(s) or PACs with him	Promoter holding in the target company (1)	Promoter holding already encumbered (2)	Details of events pertaining to encumbrance (3)									Post event holding of encumbered shares	
			No. of shares	% of total share capital	Type of event (creation/ release/ invocation)	Date of invocation of encumbrance	Type of encumbrance (pledge/ non disposal/ undetaking/ others)	Reasons for encumbrance	No. of shares	% of total share capital	Name of the entity whose shares are encumbered	No. of shares	% of total share capital
TECHDRIVE SOFTWARE LIMITED *	144443	11756	0.71	0.06	Release	27.09.2019	Pledge	Third Party Pledge	-11756	-0.06	Catalyst Trusteeship Ltd	0	0.00

for TECHDRIVE SOFTWARE LIMITED

  
Authorised Signatory

Place : New Delhi  
Date : 05.10.2019

\* The details of encumbrances of residual promoters as on 21.09.2019 enclosed herewith as Annexure 1 is an extract of the data available of the Target Company

**PRAKASH PIPES LIMITED**  
**Details of encumbrance of residual promoters as on 21.09.2019**

Sr. No.	Name of the Shareholder	Total shares held		Shares pledged or otherwise encumbered	
		No. of shares held	As a % of total share capital	No. of shares held	As a % of total share capital
1	SHRI VED PRAKASH AGARWAL	65860	0.32	0	0.00
2	VED PRAKASH AGARWAL (HUF)	276079	1.35	0	0.00
3	SMT. MOHINI AGARWAL	765482	3.75	0	0.00
4	SHRI VIKRAM AGARWAL	50812	0.25	0	0.00
5	SHRI KANHA AGARWAL	2317	0.01	0	0.00
6	AIRCON SYSTEMS (INDIA) PVT. LTD.	12000	0.06	0	0.00
7	AMBROSIA COMMERCE PVT. LTD.	242062	1.19	171875	0.84
8	DHRUV COMMERCE PVT. LTD.	39312	0.19	39312	0.19
9	ESSENTIAL ELECTRONICS PVT. LTD.	74662	0.37	74662	0.37
10	EVERSHINE MERCANTILE PVT. LTD.	202712	0.99	202712	0.99
11	EXCEL FINCAP PVT. LTD.	12766	0.06	12762	0.06
12	FOCUS SECURITIES & CREDITS PVT. LTD.	182500	0.89	131250	0.64
13	FOUR WINGS MARKETING PVT. LTD.	12712	0.06	12712	0.06
14	GMK BUILDERS PVT. LTD.	1020598	5.00	310750	1.52
15	GOEL CONTAINERS PVT. LTD.	172335	0.84	0	0.00
16	HISSAR TUBES PVT. LTD.	97500	0.48	97500	0.48
17	HI-TECH MERCANTILE (INDIA) PVT. LTD.	375086	1.84	308750	1.51
18	NEW ERA COMMERCE & SECURITIES PVT. LTD.	26998	0.13	26987	0.13
19	OCEAN ISPAT PVT. LTD.	37500	0.18	0	0.00
20	PAREEK OVERSEAS PVT. LTD.	150013	0.73	3386	0.02
21	PRAKASH CAPITAL SERVICES LTD.	188558	0.92	188550	0.92
22	PRAKASH INDUSTRIAL FINANCE LTD.	113118	0.55	88000	0.43
23	PREMIER FINCAP PVT. LTD.	99125	0.49	99125	0.49
24	PRIMENET GLOBAL LTD.	409872	2.01	190625	0.93
25	PRIME MERCANTILE PVT. LTD.	462682	2.27	39425	0.19
26	PROSPERO SECURITIES PVT. LTD.	76475	0.37	64475	0.32
27	ROURKELA STEEL PVT. LTD.	178391	0.87	61325	0.30
28	SAMYAK SECURITIES PVT. LTD.	187500	0.92	187500	0.92
29	SHREE LABH LAKSHMI CAPITAL SERVICES PVT. LTD.	288933	1.42	231408	1.13
30	SHIKHA MERCANTILE LLP	8825	0.04	0	0.00
31	SPRING MERCANTILE PVT. LTD.	12362	0.06	12362	0.06
32	STYLE LEASING & FINANCE PVT. LTD.	139300	0.68	108050	0.53
33	SUNVIN TRADING & INVESTMENT PVT. LTD.	30289	0.15	30289	0.15
34	TOOLS INDIA PVT. LTD.	112612	0.55	112612	0.55
35	UNITY MERCANTILE PVT. LTD.	31446	0.15	31437	0.15
36	VANSHI FARMS PVT. LTD.	108494	0.53	70987	0.35
37	VISION MERCANTILE PVT. LTD.	270837	1.33	233337	1.14
38	WELTER SECURITIES LTD.	625833	3.07	592075	2.90
39	CHAIBASA STEEL LLP	31250	0.15	0	0.00
40	DHRUV COMMERCE LLP	183375	0.90	70000	0.34
41	ESSENTIAL ELECTRONICS LLP	37763	0.18	0	0.00
42	FOUR WINGS MARKETING LLP	37500	0.18	0	0.00
43	HISSAR TUBES LLP	71251	0.35	0	0.00
44	PREMIER FINCAP LLP	56310	0.28	0	0.00
45	SPRING MERCANTILE LLP	122750	0.60	0	0.00
46	SUVARNA MARKETING LLP	11875	0.06	0	0.00
47	EVERSHINE MERCANTILE LLP	37500	0.18	0	0.00
48	SUNVIN TRADING & INVESTMENT LLP	125961	0.62	0	0.00
	<b>TOTAL</b>	<b>7879493</b>	<b>38.59</b>	<b>3804240</b>	<b>18.63</b>

*Handwritten signature*