



PUDUMJEE

# PUDUMJEE PAPER PRODUCTS LTD.

Registered Office

**Registered Office:**

Thergaon, Chinchwad, Pune-411033  
Tel:+91-20-40773333, Fax:+91-20-4077 3388  
E-Mail : [pune@pudumjee.com](mailto:pune@pudumjee.com),[sk@pudumjee.com](mailto:sk@pudumjee.com).  
CIN:L21098PN2015PLC153717  
GSTIN 27AAHCP9601Q1ZQ

**Corporate Office:**

Jatia Chambers, 60, Dr. V.B.Gandhi Marg, Kalaghoda.  
Mumbai-400001 India.  
Tel: +91-22-30213333, 22674485, 66339300,  
Fax: +91-22-22658316.  
E-Mail: [pudumjee@pudumjee.com](mailto:pudumjee@pudumjee.com)

SW: 1109

30<sup>th</sup> October, 2021

The Manager,  
Listing Department,  
**National Stock Exchange of India Ltd.,**  
Exchange Plaza, 5<sup>th</sup> Floor,  
Plot No. C/1, G Block,  
Bandra Kurla Complex, Bandra (E),  
Mumbai – 400 051.

**Scrip Code:- PDMJEPAPER**

The Manager,  
Corporate Relationship Department,  
**BSE Ltd.,**  
Phiroze Jeejeebhoy Towers,  
Dalal Street,  
MUMBAI – 400 001.

**Scrip Code:- 539785**

Dear Sir/Madam,

Subject: Outcome of Board Meeting

This is to inform you that at the Board Meeting held today, our Board of Directors have taken on record the **Statement of Standalone Unaudited Financial Results of the Company for the Quarter and Half Year ended on 30<sup>th</sup> September, 2021.** A copy of the said result together with the Limited Review Report for the Quarter and Half Year ended on that date are attached for your information and record.

The meeting commenced at 12:34 p.m. and concluded at 12:55 p.m.

Thanking you,

Yours Faithfully,

For **PUDUMJEE PAPER PRODUCTS LIMITED**

*Vinay Jadhav*

Vinay Jadhav  
Company Secretary  
Encl.: As Above



ISO 22000: 2005  
RH91/10093



PCMS  
ISO 9001:2015  
PCMS/QMS/16292018



ISO 14001  
IND 16.8578/U/E




The mark of  
responsible forestry





**PUDUMJEE PAPER PRODUCTS LTD.**  
 Regd. Office : Thergaon, Pune 411 033.  
 Tel.No 020-40773333, E-Mail sk@pudumjee.com,  
 Website : www.pudumjee.com, CIN L21098PN2015PLC153717  
**STATEMENT OF STANDALONE UNAUDITED FINANCIAL RESULTS FOR THE  
 QUARTER AND HALF YEAR ENDED 30TH SEPTEMBER 2021**



(Rs. in Lakhs, unless otherwise stated)

Particulars	Quarter Ended			Half year ended		Year ended
	30-Sep-21	30-Jun-21	30-Sep-20	30-Sep-21	30-Sep-20	31-Mar-21
	Unaudited	Unaudited	Unaudited	Unaudited	Unaudited	Audited
I Revenue from operations	13,070	10,643	10,020	23,713	16,050	43,688
II Other income	129	208	162	337	369	801
III Total Income (I + II)	13,199	10,851	10,182	24,050	16,419	44,489
IV Expenditure						
a) Cost of materials consumed	6,812	6,534	3,972	13,346	6,915	20,514
b) Purchases of stock-in-trade	101	72	124	173	262	510
c) Changes in inventories of finished goods, work-in-progress and stock-in-trade	596	(2,189)	912	(1,593)	1,068	2,072
d) Power, fuel & water expenses	1,565	1,693	1,388	3,258	2,369	5,936
e) Employee benefits expenses	1,546	1,162	1,148	2,708	2,224	4,418
f) Net foreign exchange loss / (gain)	(39)	22	(20)	(17)	(47)	(105)
g) Finance cost	101	152	174	253	333	638
h) Depreciation and amortization expenses	278	277	270	555	541	1,045
i) Other expenses	950	1,347	899	2,297	1,585	3,542
Total Expenses	11,910	9,070	8,867	20,980	15,251	38,570
V Profit/(Loss) before exceptional items and Tax (III-IV)	1,289	1,781	1,315	3,070	1,168	5,919
VI Exceptional items	-	-	-	-	-	2,449
VII Profit/(loss) before tax (V-VI)	1,289	1,781	1,315	3,070	1,168	3,470
VIII Tax expenses						
a) Current tax	342	464	195	806	195	598
b) Deferred tax	7	(71)	90	(64)	23	(131)
IX Profit/(loss) for the period (VII-VIII)	940	1,388	1,030	2,328	950	3,003
X Other comprehensive income						
a) (i) Items that will not be reclassified to profit or loss	123	147	(51)	270	(103)	57
(ii) Income tax relating to items that will not be reclassified to profit or loss	(31)	(37)	18	(68)	36	(6)
b) Items that may be reclassified to profit or loss	-	-	-	-	-	-
Other comprehensive income for the period, net of tax	92	110	(33)	202	(67)	51
XI Total comprehensive income for the period (net of tax)(IX+X)	1,032	1,498	997	2,530	883	3,054
XII Paid-up equity capital (face value Re.1/- per share)	950	950	950	950	950	950
XIII Other equity excluding Revaluation Reserves as per balance sheet						30,100
XIV Earning per equity share :						
Basic and Diluted (Rs.)	0.99	1.46	1.09	2.45	1.00	3.16


**SEGMENT REPORTING FOR THE QUARTER AND HALF YEAR ENDED 30TH SEPTEMBER, 2021**

In the context of Ind AS-108 - Operating Segment, the Company has identified the following business segments:

- a) Paper  
 b) Hygiene Products

(Rs. in Lakhs)

Particulars	Quarter Ended			Half year ended		Year Ended
	30-Sep-21	30-Jun-21	30-Sep-20	30-Sep-21	30-Sep-20	31-Mar-21
	Unaudited	Unaudited	Unaudited	Unaudited	Unaudited	Audited
1 Segment Revenue						
a) Paper	12,699	10,437	9,767	23,136	15,623	42,718
b) Hygiene products	535	370	442	905	801	1,973
Total	13,234	10,807	10,209	24,041	16,424	44,691
Less: Inter segment revenue	(164)	(164)	(189)	(328)	(374)	(1,003)
Net sale/ Income from operation	13,070	10,643	10,020	23,713	16,050	43,688
2 Segment Results (Profit/(loss) before interest, tax & depreciation) :						
a) Paper	1,691	2,237	1,865	3,928	2,081	5,001
b) Hygiene products	(32)	(67)	(124)	(99)	(127)	(128)
Total	1,659	2,170	1,741	3,829	1,954	4,873
Depreciation and amortisation expense						
a) Paper	270	271	261	541	522	1,013
b) Hygiene products	8	6	9	14	19	32
Total	278	277	270	555	541	1,045
Less : Finance cost	101	152	174	253	333	638
Add/(Less): Other unallocable income/(expenses), net	9	40	18	49	88	280
Profit before tax	1,289	1,781	1,315	3,070	1,168	3,470
3 Segment Assets						
a) Paper	40,730	43,287	35,601	40,730	35,601	43,113
b) Hygiene products	595	660	805	595	805	684
c) Unallocated	11,274	11,539	11,497	11,274	11,497	10,984
Total Assets	52,599	55,486	47,903	52,599	47,903	54,781
4 Segment Liabilities						
a) Paper	10,204	13,559	7,923	10,204	7,923	13,464
b) Hygiene products	217	253	315	217	315	250
c) Unallocated	8,884	9,126	10,786	8,884	10,786	10,017
Total Liabilities	19,305	22,938	19,024	19,305	19,024	23,731





Statement of Assets & Liabilities	(Rs. in Lakhs)	
	As at	As at
	30-Sep-21 Unaudited	31-Mar-21 Audited
<b>A ASSETS</b>		
<b>1 Non Current Assets</b>		
(a) Property, plant & equipment	12,789	12,963
(b) Right-of-use Assets	1,816	1,864
(c) Capital work in progress	2,869	2,895
(d) Goodwill	7,793	7,793
(e) Intangible assets under development	2	1
(f) Other intangible assets	46	47
(g) Financial assets		
(i) Investments	1,942	1,649
(ii) Other financial assets	20	20
(h) Other non current assets	2,183	1,673
<b>Total non current assets</b>	<b>29,460</b>	<b>28,905</b>
<b>2 Current assets</b>		
(a) Inventories	11,347	8,069
(b) Financial assets		
(i) Investments	4,399	9,028
(ii) Trade receivables	5,751	5,863
(iii) Cash & cash equivalents	100	774
(iv) Bank balances other than (iii) above	657	405
(v) Loans	246	702
(vi) Other financial assets	117	125
(c) Other current assets	418	733
(d) Advance income tax (net)	104	177
<b>Total Current assets</b>	<b>23,139</b>	<b>25,876</b>
<b>Total assets</b>	<b>52,599</b>	<b>54,781</b>
<b>B EQUITY &amp; LIABILITIES</b>		
<b>1 Equity</b>		
(a) Equity share capital	950	950
(b) Other equity	32,345	30,100
<b>Total equity</b>	<b>33,295</b>	<b>31,050</b>
<b>Liabilities</b>		
<b>2 Non current liabilities</b>		
(a) Financial liabilities		
(i) Borrowings	1,733	1,802
(ii) Lease liabilities	539	575
(b) Provisions	3,418	3,409
(c) Employee benefit obligations	1,139	1,088
(d) Deferred tax liabilities (net)	2,946	2,942
(e) Other non current liabilities	240	240
<b>Total non current liabilities</b>	<b>10,015</b>	<b>10,056</b>
<b>3 Current liabilities</b>		
(a) Financial liabilities		
(i) Borrowings	173	5
(ii) Lease liabilities	153	148
(iii) Trade payables :-		
a. Total outstanding dues of micro enterprises and small enterprises	90	133
b. Total outstanding dues of creditors other than micro enterprises and small enterprises	3,865	8,119
(iv) Other financial liabilities	4,241	4,364
(b) Employee benefit obligations	260	260
(c) Other current liabilities	507	646
<b>Total current liabilities</b>	<b>9,289</b>	<b>13,675</b>
<b>Total liabilities</b>	<b>19,304</b>	<b>23,731</b>
<b>Total equity &amp; liabilities</b>	<b>52,599</b>	<b>54,781</b>



Unaudited statement of cash flows for the half year ended 30th september 2021


(Rs. in Lakhs)

Particulars	Half year ended 30-Sep-21 Unaudited	Half year ended 30-Sep-20 Unaudited
<b>Cash flow from operating activities</b>		
Profit before taxation	3,070	1,168
<b>Adjustments to reconcile net profit to net cash from operating activities:</b>		
Depreciation and amortisation expense	555	541
(Profit) / Loss on sale of property, plant and equipment (net)	1	-
Dividend income /fair Value (gain)/loss on other investments	(71)	(92)
Dividend income on equity investments	(3)	-
Remeasurements of post-employment benefit obligations	16	(103)
Interest income	(126)	(229)
Finance costs	253	333
Profit on sale of investment	(71)	(48)
(Write-back)/Provision for doubtful debts	(57)	46
	497	448
<b>Operating profit before working capital changes</b>	<b>3,567</b>	<b>1,616</b>
<b>Changes in assets and liabilities:</b>		
Trade receivables, other financial assets and other assets	187	2,439
Inventories	(3,278)	119
Trade payables, other financial liabilities, other liabilities and provisions	(3,173)	(2,858)
	(6,264)	(300)
<b>Cash (used in) / generated from operations</b>	<b>(2,697)</b>	<b>1,316</b>
Income taxes paid (net of refunds)	(730)	98
<b>Net cash (used in) / generated from operating activities</b>	<b>(3,427)</b>	<b>1,414</b>
<b>Cash flow from investing activities</b>		
Payment for purchase of property, plant & equipments/intangible assets	(266)	(101)
Proceeds from sale of property, plant & equipment	-	2
(Payment) /Proceeds from purchase/sales of investments (net)	4,770	309
Interest received	84	223
Dividend received on equity investments	3	-
Dividend received on other investments	-	32
<b>Net cash inflow from investing activities</b>	<b>4,591</b>	<b>465</b>
<b>Cash flow from financing activities</b>		
Interest paid (including interest pertaining to Ind AS 116)	(268)	(280)
Proceeds/(repayment) of short-term borrowings, net	168	(775)
Proceeds of long-term borrowings	557	141
Repayment of leases liabilities	(73)	(48)
Repayment of long-term borrowings	(1,938)	(1,070)
Dividend on equity shares paid	(285)	-
<b>Net cash used in financing activities</b>	<b>(1,839)</b>	<b>(2,032)</b>
<b>Net increase/(decrease) in cash and cash equivalents</b>	<b>(675)</b>	<b>(153)</b>
<b>Cash and cash equivalents at the beginning of the period</b>	<b>775</b>	<b>391</b>
<b>Cash and cash equivalents at the end of the period</b>	<b>100</b>	<b>238</b>

Notes:


- The above financial results were reviewed and recommended by the Audit Committee and taken on record by the Board of Directors.
- This statement has been prepared in accordance with the Companies (Indian Accounting Standards) Rules, 2015 (Ind AS) prescribed under Section 133 of the Companies Act, 2013 and other recognised accounting practices and policies to the extent applicable.
- The Limited Review under Regulation 33 of the SEBI (Listing Obligations and Disclosure Requirements) Regulation, 2015 has been carried out by the Statutory Auditors.
- Due to corona virus pandemic, the manufacturing operations at its Pune Plant are operating at about 65% of capacity as the market conditions continue to remain fluctuating. The Company has considered the possible effects that may result from the pandemic relating to COVID-19 on the carrying amounts of all assets and liabilities. While the Management has evaluated and considered the possible impact of COVID-19 pandemic on the financial results, given the uncertainties around its impact on future economic activity, the impact of the subsequent events is dependent on the circumstances as they evolve.
- Profit for the quarter ended 30th September 2021, when compared with that ended on 30th June 2021, is lower primarily due to increase in Planned Shut down of the machines.
- The figures for previous period have been recast and regrouped wherever necessary to conform to current period's presentations.

For and on behalf of  
the Board of Directors




Arunkumar M. Jatin  
Executive chairman

Place : Pune  
Date : 30th October 2021.







**J M Agrawal & Co.**

Chartered Accountants

Review Report To,  
The Board of Directors  
**Pudumjee Paper Products Limited**

We have reviewed the accompanying statement of unaudited financial results of Pudumjee Paper Products Limited (the "Company") for the quarter and half year ended September 30, 2021 which are included in the accompanying financial results, together with notes thereon (the "Statement"). The Statement has been prepared by the Company pursuant to Regulation 33 of the SEBI (Listing Obligations and Disclosure Requirements) Regulations 2015, as amended (the "Listing Regulations"), which has been initialled by us for identification purposes. This statement is responsibility of the Company's Management and has been approved by the Board of Directors. Our responsibility is to issue a report on the Statement based on our review.

We conducted our review of the Statement in accordance with the Standard on Review Engagements (SRE) 2410 "Review of Interim Financial Information Performed by the Independent Auditor of the Entity", issued by the Institute of Chartered Accountants of India. This standard requires that we plan and perform the review to obtain moderate assurance as to whether the financial statements are free of material misstatement. A review is limited primarily to inquiries of company personnel and analytical procedures applied to financial data and thus provides less assurance than an audit. We have not performed an audit and accordingly, we do not express an audit opinion.

Based on our review conducted as above, nothing has come to our attention that causes us to believe that the accompanying Statement prepared in accordance with applicable accounting standards prescribed under Section 133 of the Companies Act, 2013 and other recognised accounting practices and policies has not disclosed the information required to be disclosed in terms of the Listing Regulations including the manner in which it is to be disclosed, or that it contains any material misstatement.

For J M Agrawal & Co.  
Chartered Accountants  
Firm Registration Number: 100130W



*Agrawal..*

Punit Agrawal  
Partner  
Membership Number: 148757

UDIN: 21148757AAAABS7123

Place: Pune  
Date: October 30, 2021

