



# Shreyans Industries Limited

Regd. Office : Village Bholapur, P.O. Sahabana,  
Chandigarh Road, Ludhiana - 141123 India

CIN : L17115PB1979PLC003994  
Mob. # : 98761-00948  
E-mail : atl@shreyansgroup.com  
website : www.shreyansgroup.com

SIL/SCY/2023-24/9495

18.07.2023

To

Bombay Stock Exchange Ltd.  
Phiroze Jeejeebhoy Towers,  
Dalal Street, Mumbai 400 001  
Scrip Code: 516016

National Stock Exchange of India Ltd.  
Exchange Plaza, Bandra Kurla Complex,  
Bandra (West) Mumbai - 400 051  
Scrip Code: SHREYANIND

Dear Sir,

**SUBJECT: 43<sup>RD</sup> ANNUAL REPORT OF THE COMPANY FOR FY 2022-23**

Ref: Regulation 34 of the SEBI (Listing Obligations and disclosure Requirements) Regulations 2015.


Pursuant to Regulation 34 of the SEBI (Listing Obligations and disclosure Requirements) Regulations 2015, please find enclosed herewith 43<sup>rd</sup> Annual Report of the Company for the Financial Year 2022-23.

This is for your information, records and actions, please.

**For SHREYANS INDUSTRIES LIMITED**

(Parminder Singh)  
COMPANY SECRETARY  
ACS: 43115

ENCL: As above.



**BRANCH OFFICE :-**

• 5 A-D, Gopala Tower, 25 Rajendra Place, New Delhi-110008  
Tel # 011-25721042, 25732104 Fax # 91-11-25752271  
E-mail : sil.delhi@shreyansgroup.com

**43<sup>rd</sup>**  
**ANNUAL REPORT**

**2022 - 2023**



**SHREYANS INDUSTRIES LIMITED**



**INSPIRING US**



**LATE SH. D.K. OSWAL  
(1940 - 2007)**

**We live by your values.  
Honesty, Generosity, Compassion and Selflessness.**



**BOARD OF DIRECTORS**

MR. RAJNEESH OSWAL, CHAIRMAN AND MANAGING DIRECTOR	(DIN 00002668)
MR. VISHAL OSWAL, VICE-CHAIRMAN AND MANAGING DIRECTOR	(DIN 00002678)
MR. KUNAL OSWAL, WHOLE TIME DIRECTOR	(DIN 00004184)
DR. PREM KUMAR, INDEPENDENT DIRECTOR	(DIN 00051349)
MR. RAVINDER KUMAR, INDEPENDENT DIRECTOR	(DIN 09733167)
DR. PRATIBHA GOYAL, INDEPENDENT DIRECTOR	(DIN 07174666)
MR. KRISHAN SETHI, INDEPENDENT DIRECTOR	(DIN 00157646)

MR. RAKESH KUMAR MAHAJAN  
CHIEF FINANCIAL OFFICER

MR. PARMINDER SINGH  
COMPANY SECRETARY

**BANKERS**

- |                        |                      |                         |
|------------------------|----------------------|-------------------------|
| 1) STATE BANK OF INDIA | 2) IDBI BANK LIMITED | 3) PUNJAB NATIONAL BANK |
| 4) ICICI BANK LIMITED  | 5) DEUTSCHE BANK AG  |                         |

**STATUTORY AUDITORS**

M/S. SCV & CO. LLP  
LUDHIANA

**SECRETARIAL AUDITORS**

M/S. P.S. BATHLA & ASSOCIATES  
LUDHIANA

**COST AUDITORS**

M/S. RAJAN SABHARWAL & ASSOCIATES  
LUDHIANA

**REGISTRAR & TRANSFER AGENTS**

M/S. SKYLINE FINANCIAL SERVICES (P) LIMITED  
D-153/A, 1ST FLOOR, OKHLA INDUSTRIAL AREA PHASE - I  
NEW DELHI - 110020  
TEL: 011 40450193-97, EMAIL: admin@skylinerta.com

**REGISTERED & CORPORATE OFFICE**

VILLAGE - BHOLAPUR. P.O. SAHABANA  
CHANDIGARH ROAD, LUDHIANA- 141123. (PUNJAB)  
CIN: L17115PB1979PLC003994,  
TEL: 76258-49370, 98761-00948  
EMAIL: atl@shreyansgroup.com, cs@shreyansgroup.com, WEB: www.shreyansgroup.com

**WORKS**

- SHREYANS PAPERS, AHMEDGARH, DISTT. MALERKOTLA (PB.) - 148021  
TEL: +91-161-5206300 FAX: +91-1675-240512, EMAIL: spm@shreyansgroup.com
- SHREE RISHABH PAPERS, VILLAGE BANAH, DISTT. S. B. S. NAGAR (PB.) - 144522  
TEL: +91-1881-273627-28-29 FAX: +91-1881-273645, EMAIL: srp@shreyansgroup.com

**BRANCH/MARKETING OFFICE**

5 A-C, GOPALA TOWER,  
25, RAJENDRA PLACE, NEW DELHI-110008  
TEL: +91-11-25818258-59, 25721042  
EMAIL: sil.delhi@shreyansgroup.com

**CONTENTS**

NOTICE.....	6
DIRECTORS' REPORT.....	17
REPORT ON CORPORATE GOVERNANCE .....	32
INDEPENDENT AUDITORS' REPORT.....	42
BALANCE SHEET.....	49
STATEMENT OF PROFIT & LOSS .....	50
STATEMENT OF CHANGES IN EQUITY.....	51
CASH FLOW STATEMENT.....	52
NOTES TO FINANCIAL STATEMENTS .....	54

**NOTICE**

**NOTICE** is hereby given that, the **43<sup>rd</sup> Annual General Meeting** of the members of the Company will be held on Thursday, the 10<sup>th</sup> August, 2023 at 11.00 a.m. at the Registered Office of the Company at Village Bholapur, P.O. Sahabana, Chandigarh Road, Ludhiana 141 123 to transact the following business.

**AS AN ORDINARY BUSINESS**

1. To receive, consider and adopt the Audited Financial Statements of the Company for the financial year ended 31st March, 2023 and the Reports of the Board of Directors and the Auditors thereon.
2. To declare dividend, if any, for the Financial Year 2022-23.
3. To appoint a director in place of Mr. Kunal Oswal (DIN: 00004184), who retires by rotation and being eligible offers himself for re-appointment.

**AS SPECIAL BUSINESS****ITEM NO. 4****TO CONSIDER AND IF THOUGHT FIT, TO PASS THE FOLLOWING RESOLUTION AS AN ORDINARY RESOLUTION:**

“**RESOLVED THAT** pursuant to the provisions of Section 73 and 76 of the Companies Act, 2013 read with the Companies (Acceptance of deposits) Rules, 2014 and other applicable provisions of the Companies Act, 2013, if any, (including any statutory modification(s) thereof for the time being in force), the consent of the Company be and is here by given to invite/accept/renew unsecured deposits from members and/or from public in any form or manner from time to time, through circular, advertisement or through any other permitted mode, up to the maximum permissible prescribed limit and on such terms and conditions as the Board may in its absolute discretion deem fit and necessary.

**RESOLVED FURTHER THAT** the Board of Directors of the Company be and are hereby authorized to do all acts and take all such steps as may be necessary, proper or expedient to give effect to this resolution.”

**ITEM NO. 5****TO CONSIDER AND IF THOUGHT FIT, TO PASS THE FOLLOWING RESOLUTION AS AN ORDINARY RESOLUTION:**

“**RESOLVED THAT** pursuant to the provisions of Section 148 and its related and applicable provisions of the Companies Act, 2013 read with Companies (Audit and Auditors) Rules 2014, (including any statutory modifications thereof for the time being in force), the remuneration of Rs. 60,000/- (Rupees Sixty Thousand only) plus goods and service tax as applicable and re-imbursment of out of pocket expenses, if any, for the financial year ending 31st March, 2024 as approved by the Board of Directors of the Company and paid/to be paid to M/s. Rajan Sabharwal and Associates, (Firm Registration No. 101961), Cost Accountants, Ludhiana, appointed by the Board as Cost Auditors to conduct the audit of the cost accounts of the Company, be and is hereby ratified.”

**RESOLVED FURTHER THAT** the Board be and is hereby authorized to do all such acts, deeds and things and to execute all such documents, instruments and writings as may be required to give effect to the aforesaid resolutions.”

**ITEM NO. 6****TO CONSIDER AND IF THOUGHT FIT, TO PASS THE FOLLOWING RESOLUTION AS A SPECIAL RESOLUTION:**

“**RESOLVED THAT** pursuant to the recommendation of the Nomination and Remuneration Committee and pursuant to the provisions under Section 197, 198, Schedule V as applicable and other applicable provisions, if any, of the Companies Act, 2013 (including any statutory amendments, modifications or re-enactment thereof), the consent of the members of the Company be and is hereby given for the payment of one time commission for the Financial Year ended 31st March, 2023 to Mr. Rajneesh Oswal, Chairman & Managing Director of the Company, at the rate of 3% of the Net Profits of the Company calculated in accordance with the provisions of Section 198 of the Companies Act, 2013, in addition to the remuneration already approved by the members of the Company at their 40th Annual General Meeting for his current term of re-appointment, expiring on 31st August, 2023.”

**RESOLVED FURTHER THAT** the Board be and is hereby authorized to do all such acts, deeds and things and to execute all such documents, instruments and writings as may be required to give effect to the aforesaid resolutions.”

**ITEM NO. 7****TO CONSIDER AND IF THOUGHT FIT, TO PASS THE FOLLOWING RESOLUTION AS A SPECIAL RESOLUTION:**

“**RESOLVED THAT** pursuant to the recommendation of the Nomination and Remuneration Committee and pursuant to the provisions under Section 197, 198, Schedule V as applicable and other applicable provisions, if any, of the Companies Act, 2013 (including any statutory amendments, modifications or re-enactment thereof), the consent of the members of the Company be and is hereby given for the payment of one time commission for the Financial Year ended 31st March, 2023 to Mr. Vishal Oswal, Vice-Chairman & Managing Director of the Company, at the rate of 3% of the Net Profits of the Company calculated in accordance with the provisions of Section 198 of the Companies Act, 2013, in addition to the remuneration already approved by the members of the Company at their 40th Annual General Meeting for his current term of re-appointment, expiring on 31st August, 2023.”

**RESOLVED FURTHER THAT** the Board be and is hereby authorized to do all such acts, deeds and things and to execute all such documents, instruments and writings as may be required to give effect to the aforesaid resolutions.”

**ITEM NO. 8****TO CONSIDER AND IF THOUGHT FIT, TO PASS THE FOLLOWING RESOLUTION AS A SPECIAL RESOLUTION:**

“**RESOLVED THAT** pursuant to the provisions of Sections 196, 197, 198 and rules made there under and other applicable provisions, if any of the Companies Act, 2013 read with Schedule V of the said Act (including any statutory modification or re-enactment thereof for the time being in force), the consent of the members of the Company be and is hereby accorded to the re-appointment of Mr. Kunal Oswal (DIN: 00004184) as Whole time Director of the Company for a period of three years w.e.f. 1st August, 2023 to 31st July, 2026 upon the terms and conditions as recommended by the Nomination & Remuneration Committee and approved by the Board of Directors, and set out in the Explanatory Statement annexed to this Notice and in the draft agreement, to be entered into between the Company and Mr. Kunal Oswal with authority to the Board (which shall be deemed to include a Committee of the Board) to alter, vary and

modify the terms and conditions of the said re-appointment and remuneration in such manner, as may be agreed to between the Board of Directors and Mr. Kunal Oswal.”

“**RESOLVED FURTHER THAT** where in any Financial Year, the Company has no profits or its profits are inadequate during the tenure of office of Mr. Kunal Oswal, the remuneration aforesaid including perquisites, etc. shall be paid as the minimum remuneration.”

“**RESOLVED FURTHER THAT** the Board be and is hereby authorized to do all such acts, deeds and things and to execute all such documents, instruments and writings as may be required to give effect to the aforesaid resolutions.”

#### ITEM NO. 9

**TO CONSIDER AND IF THOUGHT FIT, TO PASS THE FOLLOWING RESOLUTION AS A SPECIAL RESOLUTION:**

“**RESOLVED THAT** pursuant to the provisions of Sections 196, 197, 198 and rules made there under and other applicable provisions, if any of the Companies Act, 2013 read with Schedule V of the said Act (including any statutory modification or re-enactment thereof for the time being in force), the consent of the members of the Company be and is hereby accorded to the re-appointment of Mr. Rajneesh Oswal (DIN : 00002668) as Chairman & Managing Director of the Company, for a period of three years w.e.f. 1st September, 2023 to 31st August, 2026 upon the terms and conditions as recommended by the Nomination & Remuneration Committee and approved by the Board of Directors, and set out in the Explanatory Statement annexed to this Notice and in the draft agreement, to be entered into between the Company and Mr. Rajneesh Oswal with authority to the Board (which shall be deemed to include a Committee of the Board) to alter, vary and modify the terms and conditions of the said re-appointment and remuneration in such manner, as may be agreed to between the Board of Directors and Mr. Rajneesh Oswal.”

“**RESOLVED FURTHER THAT** where in any Financial Year, the Company has no profits or its profits are inadequate during the tenure of office of Mr. Rajneesh Oswal, the remuneration aforesaid including perquisites, etc. shall be paid as the minimum remuneration.”

“**RESOLVED FURTHER THAT** the Board be and is hereby authorized to do all such acts, deeds and things and to execute all such documents, instruments and writings as may be required to give effect to the aforesaid resolutions.”

#### ITEM NO. 10

**TO CONSIDER AND IF THOUGHT FIT, TO PASS THE FOLLOWING RESOLUTION AS A SPECIAL RESOLUTION:**

“**RESOLVED THAT** pursuant to the provisions of Sections 196, 197, 198 and rules made there under and other applicable provisions, if any of the Companies Act, 2013 read with Schedule V of the said Act (including any statutory modification or re-enactment thereof for the time being in force), the consent of the members of the Company be and is hereby accorded to the re-appointment of Mr. Vishal Oswal (DIN : 00002678) as Vice-Chairman & Managing Director of the Company, for a period of three years w.e.f. 1st September, 2023 to 31st August, 2026 upon the terms and conditions as recommended by the Nomination & Remuneration Committee and approved by the Board of Directors, and set out in the Explanatory Statement annexed to this Notice and in the draft agreement, to be entered into between the Company and Mr. Vishal Oswal with authority to the Board

(which shall be deemed to include a Committee of the Board) to alter, vary and modify the terms and conditions of the said re-appointment and remuneration in such manner, as may be agreed to between the Board of Directors and Mr. Vishal Oswal.”

“**RESOLVED FURTHER THAT** where in any Financial Year, the Company has no profits or its profits are inadequate during the tenure of office of Mr. Vishal Oswal, the remuneration aforesaid including perquisites, etc. shall be paid as the minimum remuneration.”

“**RESOLVED FURTHER THAT** the Board be and is hereby authorized to do all such acts, deeds and things and to execute all such documents, instruments and writings as may be required to give effect to the aforesaid resolutions.”

By order of the Board  
For Shreyans Industries Limited

Sd/  
Ruchita Vij

Company Secretary  
FCS 9210

Dated : 12th May, 2023

Place : Ludhiana

#### NOTES:

- A MEMBER ENTITLED TO ATTEND AND VOTE AT THE ANNUAL GENERAL MEETING IS ENTITLED TO APPOINT A PROXY TO ATTEND AND VOTE INSTEAD OF HIMSELF/HERSELF AND THE PROXY NEED NOT BE A MEMBER OF THE COMPANY.**
- PROXIES IN ORDER TO BE EFFECTIVE, MUST BE LODGED AT THE REGISTERED OFFICE OF THE COMPANY, NOT LESS THAN 48 HOURS BEFORE THE COMMENCEMENT OF THE MEETING.**
- Members/proxies are requested to bring their copy of Annual Report to the Meeting and bring in duly filled attendance slips enclosed herewith to attend the meeting. Shareholders/ Proxy holders are requested to produce at the entrance, duly filled and signed attendance slips for admission to the Meeting Hall.  
Corporate members are required to send a certified copy of the Board Resolution to the Company, pursuant to Section 113 of the Companies Act, 2013, authorizing their representative to attend and vote at the AGM.
- The Explanatory Statement pursuant to Section 102 of the Companies Act, 2013 with respect to the Special Business set out in the Notice is annexed herewith.
- The Register of Members and Share Transfer books of the Company shall remain closed from 4<sup>th</sup> August, 2023 to 10<sup>th</sup> August, 2023 (both days inclusive), for the purpose of Annual General Meeting of the Company and payment of dividend.
- Subject to the provisions of the Companies Act, 2013, dividend as recommended by the Board of Directors, if approved at the meeting, will be paid within a period of 30 days from the date of declaration, to those members whose name appear on the Register of Members as on 3<sup>rd</sup> August, 2023.
- Members desirous of obtaining any information concerning the accounts and operations of the Company are requested to address their question in writing to the Company, so as to reach the registered office of the Company at least 10 days before the date of the meeting so that information required may be made available at the time of the Meeting.



8. In compliance with Ministry of Corporate Affairs (MCA) and SEBI's circulars, the Notice of the 43rd AGM and Annual Report for FY 2022-23 is being sent only through electronic mode to those Members whose email addresses are registered with the Company/RTA/Depositories. The Members may note that, the Notice will also be available on the Company's website at [www.shreyansgroup.com](http://www.shreyansgroup.com), websites of the Stock Exchanges i.e. BSE Limited and National Stock Exchange of India Limited at [www.bseindia.com](http://www.bseindia.com) and [www.nseindia.com](http://www.nseindia.com) respectively and on website of the e-voting agency-Central Depository & Services Limited at [www.evotingindia.com](http://www.evotingindia.com). Any shareholder of the Company interested in obtaining a physical copy of the said annual report may write to the Company Secretary at [cs@shreyansgroup.com](mailto:cs@shreyansgroup.com).

9. The members are requested to:

1. Quote their folio number/Client ID & DP-ID in all correspondence with the company.
2. Notify immediately to the company any change in their address/mandate, if any.
3. Register their e-Mail id with the company or its Registrar or their depository participant to enable the company to send the notices and other reports through email.

10. Shares of the Company are available for De-Materialization under **ISIN-INE231C01019**. Members who have not opted for De-Materialization are requested to do so in their own interest.

11. Please note that the meeting is for members or their proxies only. Please avoid being accompanied by non-members and children.

12. A remote e-voting facility for the members shall also be provided in terms of Section 108 of the Companies Act, 2013 and rules made there under and Regulation 44 of the SEBI (Listing Obligations & Disclosure Requirements) Regulations, 2015. The facility for voting through ballot paper shall also be made available at the meeting and members attending the meeting who have not already cast their vote by remote e-voting shall be able to exercise the right at the meeting. The members who have cast their vote by remote e-voting prior to the meeting may also attend the meeting but shall not be entitled to cast their vote again.

13. M/s P.S. Bathla & Associates, Company Secretaries in practice, Ludhiana, have been appointed as the Scrutinizer to scrutinize the e-voting process in a fair and transparent manner (including the ballot forms). The Scrutinizer shall within two working days from the conclusion of e-voting period, unblock the votes in presence of at least two witnesses not in employment of the Company and make a report of the votes cast in favor or against, if any, forthwith to the Chairman of the Company.

14. The Results shall be declared within two working days from the conclusion of the AGM. The results declared along with the Scrutinizer's report shall be placed on the Company's website [www.shreyansgroup.com](http://www.shreyansgroup.com) and on the website of CDSL and communicated to the Stock Exchanges.

#### THE INTRUCTIONS OF SHAREHOLDERS FOR E-VOTING ARE AS UNDER:

**Step 1:** Access through Depositories CDSL/NSDL e-Voting system in case of individual shareholders holding shares in demat mode.

**Step 2:** Access through CDSL e-Voting system in case of shareholders holding shares in physical mode and non-individual shareholders in demat mode.

- (i) The voting period begins on 6<sup>th</sup> August 2023 (09.00 A.M.) and ends on 9<sup>th</sup> August 2023 (05.00 P.M.). During this period shareholders' of the Company, holding shares either in physical form or in dematerialized form, as on the cut-off date (record date) of 3<sup>rd</sup> August 2023 may cast their vote electronically. The e-voting module shall be disabled by CDSL

for voting thereafter.

- (ii) Shareholders who have already voted prior to the meeting date would not be entitled to vote at the meeting venue.

- (iii) Pursuant to SEBI Circular No. **SEBI/HO/CFD/CMD/CIR/P/2020/242** dated **09.12.2020**, under Regulation 44 of Securities and Exchange Board of India (Listing Obligations and Disclosure Requirements) Regulations, 2015, listed entities are required to provide remote e-voting facility to its shareholders, in respect of all shareholders' resolutions. However, it has been observed that the participation by the public non-institutional shareholders/retail shareholders is at a negligible level.

Currently, there are multiple e-voting service providers (ESPs) providing e-voting facility to listed entities in India. This necessitates registration on various ESPs and maintenance of multiple user IDs and passwords by the shareholders.

In order to increase the efficiency of the voting process, pursuant to a public consultation, it has been decided to enable e-voting to **all the demat account holders, by way of a single login credential, through their demat accounts/ websites of Depositories/Depository Participants**. Demat account holders would be able to cast their vote without having to register again with the ESPs, thereby, not only facilitating seamless authentication but also enhancing ease and convenience of participating in e-voting process.

**Step 1:** Access through Depositories CDSL/NSDL e-Voting system in case of individual shareholders holding shares in demat mode.

- (iv) In terms of SEBI circular no. **SEBI/HO/CFD/CMD/CIR/P/2020/242** dated **December 9, 2020** on e-Voting facility provided by Listed Companies, Individual shareholders holding securities in demat mode are allowed to vote through their demat account maintained with Depositories and Depository Participants. Shareholders are advised to update their mobile number and email Id in their demat accounts in order to access e-Voting facility.

Pursuant to abovesaid SEBI Circular, Login method for e-Voting for Individual shareholders holding securities in Demat mode CDSL/NSDL is given below:

Type of Shareholders	Login Method
Individual Shareholders holding securities in Demat mode with CDSL Depository	<p>1) Users who have opted for CDSL Easi/Easiest facility, can login through their existing user id and password. Option will be made available to reach e-Voting page without any further authentication. The users to login to Easi/Easiest are requested to visit CDSL website <a href="http://www.cdslindia.com">www.cdslindia.com</a> and click on login icon &amp; New System Myeasi Tab.</p> <p>2) After successful login the Easi/Easiest user will be able to see the e-Voting option for eligible companies where the evoting is in progress as per the information provided by company. On clicking the evoting option, the user will be able to see e-Voting page of the e-Voting service provider for casting your vote during the remote e-Voting period or joining virtual meeting &amp; voting during the meeting. Additionally, there is also links provided to access the system of all e-Voting Service Providers, so that the user can visit the e-Voting service providers' website directly.</p> <p>3) If the user is not registered for Easi/Easiest, option to register is available at</p>

Type of Shareholders	Login Method
Individual Shareholders holding securities in Demat mode with <b>CDSL Depository</b>	CDSL website <a href="http://www.cdslindia.com">www.cdslindia.com</a> and click on login & New System Myeasi Tab and then click on registration option. 4) Alternatively, the user can directly access e-Voting page by providing Demat Account Number and PAN No. from a e-Voting link available on <a href="http://www.cdslindia.com">www.cdslindia.com</a> home page. The system will authenticate the user by sending OTP on registered Mobile & Email as recorded in the Demat Account. After successful authentication, user will be able to see the e-Voting option where the e-voting is in progress and also able to directly access the system of all e-Voting Service Providers.
Individual Shareholders holding securities in Demat mode with <b>NSDL Depository</b>	1) If you are already registered for NSDL IDeAS facility, please visit the e-Services website of NSDL. Open web browser by typing the following URL: <a href="https://eservices.nsd.com">https://eservices.nsd.com</a> either on a Personal Computer or on a mobile. Once the home page of e-Services is launched, click on the "Beneficial Owner" icon under "Login" which is available under 'IDeAS' section. A new screen will open. You will have to enter your User ID and Password. After successful authentication, you will be able to see e-Voting services. Click on "Access to e-Voting" under e-Voting services and you will be able to see e-Voting page. Click on company name or e-Voting service provider name and you will be re-directed to e-Voting service provider website for casting your vote during the remote e-Voting period. 2) If the user is not registered for IDeAS e-Services, option to register is available at <a href="https://eservices.nsd.com">https://eservices.nsd.com</a> . Select "Register Online for IDeAS "Portal or click at <a href="https://eservices.nsd.com/SecureWeb/IdeasDirectReg.jsp">https://eservices.nsd.com/SecureWeb/IdeasDirectReg.jsp</a> 3) Visit the e-Voting website of NSDL. Open web browser by typing the following URL: <a href="https://www.evoting.nsd.com/">https://www.evoting.nsd.com/</a> either on a Personal Computer or on a mobile. Once the home page of e-Voting system is launched, click on the icon "Login" which is available under 'Shareholder/Member' section. A new screen will open. You will have to enter your User ID (i.e. your sixteen digit demat account number hold with NSDL), Password/OTP and a Verification Code as shown on the screen. After successful authentication, you will be redirected to NSDL Depository site wherein you can see e-Voting page. Click on company name or e-Voting service provider name and you will be redirected to e-Voting service provider website for casting your vote during the remote e-Voting period.

Type of Shareholders	Login Method
Individual Shareholders (holding securities in demat mode) login through their <b>Depository Participants (DP)</b>	You can also login using the login credentials of your demat account through your Depository Participant registered with NSDL/CDSL for e-Voting facility. After Successful login, you will be able to see e-Voting option. Once you click on e-Voting option, you will be redirected to NSDL/CDSL Depository site after successful authentication, wherein you can see e-Voting feature. Click on company name or e-Voting service provider name and you will be redirected to e-Voting service provider website for casting your vote during the remote e-Voting period.

**Important note:** Members who are unable to retrieve User ID/ Password are advised to use Forget User ID and Forget Password option available at abovementioned website.

**Helpdesk for Individual Shareholders holding securities in demat mode for any technical issues related to login through Depository i.e. CDSL and NSDL**

Login type	Helpdesk Details
Individual Shareholders holding securities in Demat mode with CDSL	Members facing any technical issue in login can contact CDSL helpdesk by sending a request at helpdesk. <a href="mailto:evoting@cdslindia.com">evoting@cdslindia.com</a> or contact at toll free no. 1800225533
Individual Shareholders holding securities in Demat mode with NSDL	Members facing any technical issue in login can contact NSDL helpdesk by sending a request at <a href="mailto:evoting@nsdl.co.in">evoting@nsdl.co.in</a> or call at toll free no.: 1800 1020 990 and 1800 22 44 30

**Step 2:** Access through CDSL e-Voting system in case of shareholders holding shares in physical mode and non-individual shareholders in demat mode.

- (v) Login method for Remote e-Voting for Physical shareholders and shareholders other than individual holding in Demat form.
- 1) The shareholders should log on to the e-voting website [www.evotingindia.com](http://www.evotingindia.com).
  - 2) Click on "Shareholders" module.
  - 3) Now enter your User ID
    - a. For CDSL: 16 digits beneficiary ID,
    - b. For NSDL: 8 Character DP ID followed by 8 Digits Client ID,
    - c. Shareholders holding shares in Physical Form should enter Folio Number registered with the Company.
  - 4) Next enter the Image Verification as displayed and Click on Login.
  - 5) If you are holding shares in demat form and had logged on to [www.evotingindia.com](http://www.evotingindia.com) and voted on an earlier e-voting of any company, then your existing password is to be used.
  - 6) If you are a first-time user follow the steps given below:

For Physical shareholders and other than individual shareholders holding shares in Demat.	
PAN	Enter your 10 digit alpha-numeric *PAN issued by Income Tax Department (Applicable for both demat shareholders as well as physical shareholders) <ul style="list-style-type: none"> <li>Shareholders who have not updated their PAN with the Company/Depository Participant are requested to use the sequence number sent by Company/RTA or contact Company/RTA.</li> </ul>
Dividend Bank Details OR Date of Birth (DOB)	Enter the Dividend Bank Details or Date of Birth (in dd/mm/yyyy format) as recorded in your demat account or in the company records in order to login. <ul style="list-style-type: none"> <li>If both the details are not recorded with the depository or company, please enter the member id/folio number in the Dividend Bank details field.</li> </ul>

- (vi) After entering these details appropriately, click on "SUBMIT" tab.
- (vii) Shareholders holding shares in physical form will then directly reach the Company selection screen. However, shareholders holding shares in demat form will now reach 'Password Creation' menu wherein they are required to mandatorily enter their login password in the new password field. Kindly note that this password is to be also used by the demat holders for voting for resolutions of any other company on which they are eligible to vote, provided that company opts for e-voting through CDSL platform. It is strongly recommended not to share your password with any other person and take utmost care to keep your password confidential.
- (viii) For shareholders holding shares in physical form, the details can be used only for e-voting on the resolutions contained in this Notice.
- (ix) Click on the **EVSN (230705003)** for the relevant **<Shreyans Industries Limited>** on which you choose to vote.
- (x) On the voting page, you will see "RESOLUTION DESCRIPTION" and against the same the option "YES/NO" for voting. Select the option YES or NO as desired. The option YES implies that you assent to the Resolution and option NO implies that you dissent to the Resolution.
- (xi) Click on the "RESOLUTIONS FILE LINK" if you wish to view the entire Resolution details.
- (xii) After selecting the resolution, you have decided to vote on, click on "SUBMIT". A confirmation box will be displayed. If you wish to confirm your vote, click on "OK", else to change your vote, click on "CANCEL" and accordingly modify your vote.
- (xiii) Once you "CONFIRM" your vote on the resolution, you will not be allowed to modify your vote.
- (xiv) You can also take a print of the votes cast by clicking on "Click here to print" option on the Voting page.
- (xv) If a demat account holder has forgotten the login password then Enter the User ID and the image verification code and click on Forgot Password & enter the details as prompted by the system.
- (xvi) There is also an optional provision to upload BR/POA if any uploaded, which will be made available to scrutinizer for verification.
- (xvii) Additional Facility for Non - Individual Shareholders and Custodians - For Remote Voting only.
- Non-Individual shareholders (i.e. other than Individuals, HUF, NRI etc.) and Custodians are required to log on to [www.evotingindia.com](http://www.evotingindia.com) and register themselves in the "Corporates" module.
  - A scanned copy of the Registration Form bearing the stamp and sign of the entity should be emailed to

[helpdesk.evoting@cdslindia.com](mailto:helpdesk.evoting@cdslindia.com).

- After receiving the login details a Compliance User should be created using the admin login and password. The Compliance User would be able to link the account(s) for which they wish to vote on.
- The list of accounts linked in the login will be mapped automatically & can be delink in case of any wrong mapping.
- It is Mandatory that, a scanned copy of the Board Resolution and Power of Attorney (POA) which they have issued in favour of the Custodian, if any, should be uploaded in PDF format in the system for the scrutinizer to verify the same.
- Alternatively Non Individual shareholders are required mandatory to send the relevant Board Resolution/ Authority letter etc. together with attested specimen signature of the duly authorized signatory who are authorized to vote, to the Scrutinizer and to the Company at the email address viz: [cs@shreyansgroup.com](mailto:cs@shreyansgroup.com) (designated email address by company), if they have voted from individual tab & not uploaded same in the CDSL e-voting system for the scrutinizer to verify the same.

#### PROCESS FOR THOSE SHAREHOLDERS WHOSE EMAIL/MOBILE NO. ARE NOT REGISTERED WITH THE COMPANY/DEPOSITORIES.

- For Physical shareholders: please provide necessary details like Folio No., Name of shareholder, scanned copy of the share certificate (front and back), PAN (self-attested scanned copy of PAN card), AADHAR (self-attested scanned copy of Aadhar Card) by email to Company/RTA email id.
- For Demat shareholders: please update your email id & mobile no. with your respective Depository Participant (DP)
- For Individual Demat shareholders: Please update your email id & mobile no. with your respective Depository Participant (DP) which is mandatory while e-Voting & joining virtual meetings through Depository.

If you have any queries or issues regarding e-Voting from the CDSL e-Voting System, you can write an email to [helpdesk.evoting@cdslindia.com](mailto:helpdesk.evoting@cdslindia.com) or contact at toll free no. 1800 22 55 33

All grievances connected with the facility for voting by electronic means may be addressed to Mr. Rakesh Dalvi, Sr. Manager, (CDSL) Central Depository Services (India) Limited, A Wing, 25th Floor, Marathon Futurex, Mafatal Mill Compounds, N M Joshi Marg, Lower Parel (East), Mumbai - 400013 or send an email to [helpdesk.evoting@cdslindia.com](mailto:helpdesk.evoting@cdslindia.com) or call at toll free no. 1800 22 55 33

#### ANNEXURE TO THE NOTICE

#### EXPLANATORY STATEMENT PURSUANT TO SECTION 102 OF THE COMPANIES ACT, 2013, FORMING PART OF THE NOTICE OF ANNUAL GENERAL MEETING

##### ITEM NO. 4

Pursuant to Section 73 of the Companies Act, 2013 and rules made there under and after approval of the members of the Company at its meeting held on 19<sup>th</sup> August, 2022, the Company had issued circular to the members of the Company, being invitation for deposits from members, which is valid up to the date of 43<sup>rd</sup> Annual General Meeting of the Company.

The Board of Directors at their meeting held on 12<sup>th</sup> May 2023 decided to continue invite/accept/renew unsecured deposits from members and/or public after complying with the relevant provisions of the Companies Act, 2013 and rules made there under, to enable the Company to maintain an alternate source of financing and need based deposits shall be accepted and or renewed.

Necessary resolution is proposed at item No. 4 of the aforesaid notice as an ordinary resolution. The Directors of your company recommend the above resolutions for your consideration and approval.

**NOTICE OF INTEREST**

None of the Directors/Key Managerial Personnel of the Company/their relatives are in any way concerned or interested in the said resolution.

**ITEM NO. 5**

The Board of Directors at their meetings held on 12<sup>th</sup> May 2023 has approved the appointment of M/s. Rajan Sabharwal and Associates, (Firm Registration No. 101961), Ludhiana as Cost Auditors to conduct the audit of the cost accounts of the Company for the financial year 2023-24 and the remuneration was fixed as given in the resolution.

As per Rule 14 of the Companies (Audit and Auditors) Rules 2014, the remuneration payable to the Cost Auditors shall be ratified by the shareholders.

Necessary resolution is proposed at item No. 5 of the aforesaid notice as an ordinary resolution. The Directors of your company recommend the above resolutions for your consideration and approval.

**NOTICE OF INTEREST**

None of the Directors/Key Managerial Personnel of the Company/their relatives are in any way concerned or interested in the said resolution.

**ITEM NO. 6 & 7**

Mr. Rajneesh Oswal, Chairman & Managing Director and Mr. Vishal Oswal, Vice-Chairman & Managing Director were re-appointed for a period of three years w.e.f. 1st September, 2020 to 31st August, 2023 by Special Resolutions passed at Annual General Meeting held on 30th September 2020. The term of their present appointment expires on 31st August, 2023.

Mr. Rajneesh Oswal, Chairman & Managing Director and Mr. Vishal Oswal, Vice-Chairman & Managing Director have provided dedicated and significant contribution to the overall growth of the Company. Considering overall good performance of the Company post Covid period and on the recommendations of Nomination and Remuneration Committee of the Company and subject to the approval of the members of the Company, the Board at its meeting held on 12th May, 2023 has approved a payment of one-time commission for the financial year 2022-23 at the rate of 3% of the Net Profits of the Company calculated in accordance with the provisions of Section 198 of the Companies Act, 2013, to each of Mr. Rajneesh Oswal and Mr. Vishal Oswal in addition to their remuneration already approved by the members of the Company at their 40th Annual General Meeting for their current term of re-appointment, expiring on 31st August, 2023.

Necessary resolutions are proposed at item No. 6 & 7 of the aforesaid notice as special resolutions. The Directors of your company recommend the above resolutions for your consideration and approval.

**NOTICE OF INTEREST**

None of the Directors/Key Managerial Personnel of the Company/their relatives except Mr. Rajneesh Oswal, Mr. Vishal Oswal and Mr. Kunal Oswal, are in any way concerned or interested in the proposed resolutions.

**ITEM NO. 8**

In the present term, Mr. Kunal Oswal was re-appointed as Whole Time Director of the Company for three years w.e.f. 1st August, 2020 to 31st July, 2023 by Special Resolution passed at Annual General Meeting held on 30th September 2020. The term of present appointment expires on 31st July, 2023.

The Board of Directors at its meeting held on 12th May, 2023 have approved the re-appointment and remuneration of Mr. Kunal Oswal, Whole Time Director for a period of three years from 1st August, 2023 to 31st July, 2026 on the terms and conditions as set out in the draft agreement which is available for inspection by the

members at registered office of the Company.

The principal terms of remuneration of Mr. Kunal Oswal, Whole Time Director as recommended by the Nomination & Remuneration Committee and approved by the Board of Directors, for a period of three years starting from 1st August, 2023 are as follows:

**(1) SALARY**

Mr. Kunal Oswal, Whole Time Director shall be paid a salary of ₹5,00,000/- (Rupees Five lakhs only) per month.

**(2) PERQUISITES AND ALLOWANCES:**

- (i) The expenditure pertaining to gas, electricity, water, furnishings and other utilities including repairs will be borne/reimbursed by the Company and shall be valued as per the Income Tax Rules, 1962 or in accordance with such other directions/ clarifications as may be issued by the Ministry of Corporate Affairs, subject to maximum of ₹50,000/- per annum.
- (ii) Reimbursement of expenses on medical treatment incurred by the appointee and his family subject to ceiling of one month salary in a year or three months' salary over a period of three years.
- (iii) Leave travel concession for self and family members as per company's rules.
- (iv) Premium not to exceed ₹10,000/- per annum for personal accident insurance.
- (v) Provision of Car for official -cum-personal use, however, the valuation for personal use of car shall be treated as perquisite in the hands of Whole Time Director.
- (vi) Provision of Telephone at residence for official-cum-personal use. However, the valuation of personal use of telephone shall be treated as perquisite of the Whole Time Director.
- (3) In addition to the perquisites as aforesaid, Mr. Kunal Oswal, Whole Time Director shall also be entitled to the following benefits in accordance with the Rules of the Company, which shall not be included in the computation of ceiling on remuneration:
  - (i) Contribution to Provident Fund, Super Annuation Fund or Annuity Fund to the extent these either singly or put together are not taxable under the Income Tax Act, 1961.
  - (ii) Gratuity payable at a rate not exceeding half a month's salary for each completed year of service.
  - (iii) Encashment of leave at the end of the tenure.
- (4) Reimbursement of all entertainment, traveling, hotel and other expenses incurred by Mr. Kunal Oswal, Whole Time Director during the course of and in connection with the business of the Company.
- (5) No sitting fees shall be paid to Mr. Kunal Oswal, Whole Time Director for attending the meeting of Board of Directors or any Committee thereof.

**(6) MINIMUM REMUNERATION**

In the event of inadequacy or absence of profits in any financial year during his tenure, Mr. Kunal Oswal, Whole Time Director will be entitled to above remuneration along with the perquisites/benefits mentioned above by way of minimum remuneration.

Necessary resolution is proposed at item No. 8 of the aforesaid notice as special resolution. The Directors of your company recommend the above resolution for your consideration and approval.

**NOTICE OF INTEREST**

None of the Directors/Key Managerial Personnel of the Company/their relatives except Mr. Kunal Oswal, the appointee himself, Mr. Rajneesh Oswal and Mr. Vishal Oswal, being

relatives of Mr. Kunal Oswal, are in any way concerned or interested in the proposed resolution.

**ITEM NO. 9**

Mr. Rajneesh Oswal was re-appointed as Chairman & Managing Director of the Company for three years w.e.f. 1st September, 2020 to 31st August, 2023 by Special Resolution passed at Annual General Meeting held on 30th September 2020. The term of present appointment expires on 31st August, 2023.

The Board of Directors at its meeting held on 12th May, 2023 have approved the re-appointment and remuneration of Mr. Rajneesh Oswal, Chairman and Managing Director for a period of three years from 1st September, 2023 to 31st August, 2026 on the terms and conditions as set out in the draft agreement which is available for inspection by the members at registered office of the Company.

The principal terms of remuneration of Mr. Rajneesh Oswal, Chairman and Managing Director as recommended by the Nomination & Remuneration Committee and approved by the Board of Directors, for a period of three years starting from 1st September 2023 are as follows:

**(1) SALARY**

Mr. Rajneesh Oswal, Chairman & Managing Director shall be paid a salary of ₹41,50,000/- (Rupees Forty one lakhs fifty thousand only) per month.

**Commission:** As may be decided by the Board on year to year basis but not exceeding 3% (three percent), per annum, of the Net Profit of the Company calculated in accordance with the provision of Section 198 of the Companies Act, 2013.

**(2) PERQUISITES AND ALLOWANCES:**

- (i) The expenditure pertaining to gas, electricity, water, furnishings and other utilities including repairs will be borne/reimbursed by the Company and shall be valued as per the Income Tax Rules, 1962 or in accordance with such other directions/clarifications as may be issued by the Ministry of Corporate Affairs, subject to maximum of ₹1,48,000/- per annum.
  - (ii) Fee of clubs subject to a maximum of two clubs excluding admission and life membership fees and maximum of ₹12,000/- per annum.
  - (iii) Leave travel concession for self and family members as per company's rules.
  - (iv) Provision of Car for official-cum-personal use, however, the valuation for personal use of car shall be treated as perquisite in the hands of Chairman & Managing Director.
  - (v) Provisions of Telephone at residence for official-cum-personal use. However, the valuation of personal use of telephone shall be treated as perquisite of the Chairman & Managing Director.
- (3) In addition to the perquisites as aforesaid, the Chairman & Managing Director shall also be entitled to the following benefits in accordance with the Rules of the Company, which shall not be included in the computation of ceiling on remuneration:
- (i) Contribution to Provident Fund, Super Annuation Fund or Annuity Fund to the extent these either singly or put together are not taxable under the Income Tax Act, 1961 or as per policy approved by the Company..
  - (ii) Gratuity payable at a rate not exceeding half a month's salary for each completed year of service.
  - (iii) Encashment of leave at the end of the tenure.
- (4) Reimbursement of all entertainment, traveling, hotel and other expenses incurred by the Chairman & Managing Director during the course of and in connection with the

business of the Company.

- (5) No sitting fees shall be paid to the Chairman & Managing Director for attending the meeting of Board of Directors or any Committee thereof.

**(6) MINIMUM REMUNERATION**

In the event of inadequacy or absence of profits in any Financial Year(s) during his tenure, the Chairman & Managing Director will be entitled to above remuneration along with the perquisites/benefits mentioned above by way of minimum remuneration.

Necessary resolution is proposed at item No. 9 of the aforesaid notice as special resolution. The Directors of your company recommend the above resolution for your consideration and approval.

**NOTICE OF INTEREST**

None of the Directors/Key Managerial Personnel of the Company/their relatives, except Mr. Rajneesh Oswal, the appointee himself, Mr. Vishal Oswal and Mr. Kunal Oswal, being relatives of Mr. Rajneesh Oswal, are interested in the proposed resolution.

**ITEM NO. 10**

Mr. Vishal Oswal was re-appointed as Vice-Chairman & Managing Director of the Company for three years w.e.f. 1st September, 2020 to 31st August, 2023 by Special Resolution passed at Annual General Meeting held on 30th September 2020. The term of present appointment expires on 31st August, 2023.

The Board of Directors at its meeting held on 12th May, 2023, have approved the re-appointment and remuneration of Mr. Vishal Oswal, Vice-Chairman and Managing Director for a period of three years from 1st September, 2023 to 31st August, 2026 on the terms and conditions as set out in the draft agreement which is available for inspection by the members at registered office of the Company.

The principal terms of remuneration of Mr. Vishal Oswal, Vice-Chairman and Managing Director as recommended by the Nomination & Remuneration Committee and approved by the Board of Directors, for a period of three years starting from 1st September 2023 are as follows:

**(1) SALARY**

Mr. Vishal Oswal, Vice-Chairman & Managing Director shall be paid a salary of ₹41,51,000/- (Rupees Forty one lakhs fifty one Thousand only) per month.

**Commission:** As may be decided by the Board on year to year basis but not exceeding 3% (three percent), per annum, of the Net Profit of the Company calculated in accordance with the provision of Section 198 of the Companies Act, 2013.

**(2) PERQUISITES AND ALLOWANCES:**

- (i) The expenditure pertaining to gas, electricity, water, furnishings and other utilities including repairs will be borne/reimbursed by the Company and shall be valued as per the Income Tax Rules, 1962 or in accordance with such other directions/clarifications as may be issued by the Ministry of Corporate Affairs, subject to maximum of ₹1,48,000/- per annum.
- (ii) Leave travel concession for self and family members as per company's rules.
- (iii) Provision of Car for official-cum-personal use, however, the valuation for personal use of car shall be treated as perquisite in the hands of Vice-Chairman & Managing Director.
- (iv) Provisions of Telephone at residence for official-cum-

personal use. However, the valuation of personal use of telephone shall be treated as perquisite of the Vice-Chairman & Managing Director.

- (3) In addition to the perquisites as aforesaid, the Vice-Chairman & Managing Director shall also be entitled to the following benefits in accordance with the Rules of the Company, which shall not be included in the computation of ceiling on remuneration:
- (i) Contribution to Provident Fund, Super Annuation Fund or Annuity Fund to the extent these either singly or put together are not taxable under the Income Tax Act, 1961 or as per policy approved by the Company.
- (ii) Gratuity payable at a rate not exceeding half a month's salary for each completed year of service.
- (iii) Encashment of leave at the end of the tenure.
- (4) Reimbursement of all entertainment, traveling, hotel and other expenses incurred by the Vice-Chairman & Managing Director during the course of and in connection with the business of the Company.
- (5) No sitting fees shall be paid to the Vice-Chairman & Managing Director for attending the meeting of Board of Directors or any Committee thereof.

#### (6) MINIMUM REMUNERATION

In the event of inadequacy or absence of profits in any Financial Year(s) during his tenure, the Vice-Chairman & Managing Director will be entitled to above remuneration along with the perquisites/benefits mentioned above by way of minimum remuneration.

Necessary resolution is proposed at item No. 10 of the aforesaid notice as special resolution. The Directors of your company recommend the above resolution for your consideration and approval.

#### NOTICE OF INTEREST

None of the Directors/Key Managerial Personnel of the Company/their relatives, except Mr. Vishal Oswal, the appointee himself, Mr. Rajneesh Oswal and Mr. Kunal Oswal, being relatives of Mr. Vishal Oswal, are interested in the proposed resolution.

#### STATEMENT OF THE DETAILS AS REQUIRED UNDER SCHEDULE V OF THE COMPANIES ACT, 2013 IS AS UNDER:

##### (i) General Information

- Nature of Industry: The Company is engaged in the manufacturing of writing and printing paper from Agricultural residues.
- Date of Commencement of Commercial Production: The Company started its Commercial Production in May 1982.
- Financial Performance: The Financial Performance of the Company for the financial year ended 31.03.2023 and 31.03.2022 are as under:

Particulars	Year ended 31st March 2023	Year ended 31st March 2022
Total Revenues	87,104.48	60,465.62
Profit Before Interest and Depreciation	11,226.76	3,024.47
Less. Interest	538.13	544.38
Less. Depreciation	1,316.09	1,281.43
Net Profit before Tax	9,372.54	1,198.66
Provision for Taxation	2,026.73	203.03
Net Profit after Tax	7,345.81	995.63

#### 4. Export Performance and Net Foreign Exchange (₹ in lakhs)

Particulars	Year ended 31st March 2023	Year ended 31st March 2022
Foreign Exchange Earning	473.74	1,006.34
Less. Foreign Exchange Outgo	6,388.61	4,725.73
Net Foreign Exchange Earning/(outgo)	(5,914.87)	(3,719.39)

5. Foreign Investments or Collaboration: The Company has not made any investments in foreign funds/securities and has no foreign collaborations.

#### 2. INFORMATION ABOUT THE DIRECTOR(S)

##### A. NAME: Mr. Kunal Oswal

##### i) Back Ground Details, Job Profile and suitability:

Mr. Kunal Oswal aged 49 years is the Whole time Director of the Company. He has joined the Board in January 2007. Thereafter he was appointed as Whole time Director of the Company at Board meeting held on 29.07.2007. He is a Commerce Graduate.

Mr. Kunal Oswal is brother of Mr. Rajneesh Oswal, Chairman & Managing Director and Mr. Vishal Oswal, Vice-Chairman & Managing Director.

Mr. Kunal Oswal is holding office of Director in the following companies.

- Adeep Investment Company
- Virat Investment & Mercantile Company
- Jagvallah Parasnath Capital Investment (P).Ltd.
- Achin Investment & Mercantile Company
- Levina Investment & Mercantile Company
- Ojasvi Investment & Mercantile Company
- Limelite consultants (P) Ltd.
- Noble Share Trading (P) Ltd.
- Sulzer Investments (P) Ltd

The Company had re-appointed Mr. Kunal Oswal as Whole time Director of the Company for a term of three years at 40th Annual General Meeting held on 30th September 2020. Accordingly the present term of appointment of Mr. Kunal Oswal expires on 31st July, 2023.

##### ii) Past Remuneration

The remuneration drawn by Mr. Kunal Oswal during last three years is as under:

Financial Year ended	Amount (₹ in lakhs)
31.03.2023	28.91
31.03.2022	28.67
31.03.2021	19.32

##### iii) Remuneration proposed:

The new remuneration package in the shape of Salary and Perquisites has already been stated above in the Explanatory Statement.

##### iv) Pecuniary relationship

Mr. Kunal Oswal, except his appointment as Whole time Director of the Company has no pecuniary relation with the Company and he is related to Mr. Rajneesh Oswal, Chairman & Managing Director and Mr. Vishal Oswal, Vice-Chairman & Managing Director.

##### B. NAME: Mr. Rajneesh Oswal

##### i) Back Ground Details, Job Profile and suitability:

Mr. Rajneesh Oswal aged 57 years is the Chairman & Managing Director of the Company. He joined the Company as a Director on 30th June 1989 and was made the Executive Vice- Chairman of the Company in year 2003. Thereafter, he was appointed as the Vice-Chairman & Joint Managing Director of the Company in year 2006. He was appointed as Chairman & Managing Director of the Company on 20th March, 2007. He is a Commerce Graduate and has done Masters in Business Management. He has career spanning of over three decades in the field of industry and administration. His vast and rich experience has enabled the Company to achieve the good progress.

Mr. Rajneesh Oswal is Director (liable to retire by rotation) of the Company. He is also holding the Office of Chairman & Managing Director in Adinath Textiles Ltd. and Director in the following companies.

1. Adeep Investment Co.
2. Virat Investment & Mercantile Co.
3. Jagvallabh Parasnath Capital Investments (P). Ltd.
4. Oasis Share Trading (P) Ltd.

Mr. Rajneesh Oswal was re-appointed as Chairman & Managing Director of the Company for three years w.e.f. 1st September, 2020 to 31st August, 2023 by the Members of the Company at 40th Annual General Meeting held on 30th September, 2020. The term of present appointment expires on 31st August 2023.

#### ii) Past Remuneration

The remuneration drawn by Mr. Rajneesh Oswal during last three years is as under:

Financial Year ended	Amount (₹ in lakhs)
31.03.2023	716.99*
31.03.2022	407.56
31.03.2021	230.31

\*Remuneration includes a commission of ₹309.33 lakhs payable after the approval of members as provided in the Notice of AGM.

#### iii) Remuneration proposed:

The new remuneration package in the shape of Salary and Perquisites has already been stated above in the Explanatory Statement.

#### iv) Pecuniary relationship

Mr. Rajneesh Oswal, except his re-appointment as Chairman & Managing Director of the company has no pecuniary relation with the Company and he is related to Mr. Vishal Oswal, Vice-Chairman & Managing Director and Mr. Kunal Oswal, Whole time Director.

#### B. NAME: Mr. Vishal Oswal

##### i) Back Ground Details, Job Profile and suitability:

Mr. Vishal Oswal aged 51 years is Vice-Chairman & Managing Director of the Company. He joined the Company as Manager (Commercial & Administration). He was inducted to the Board as a Director of the Company on 31st July 1999 and was made Whole Time Director of the Company. Mr. Vishal Oswal was made Vice-Chairman & Managing Director on 20th March 2007.

He is a Commerce Graduate and has a good experience of more than two decade in the field of management & administration. He is also holding the Office of Vice-Chairman & Managing Director in Adinath Textiles Limited and Director in the following

companies:

1. Achin Investment & Mercantile Co.
2. Levina Investment & Mercantile Co.
3. Ojasvi Investment & Mercantile Co.
4. Oasis Share Trading (P) Ltd.

Mr. Vishal Oswal was re-appointed as Vice-Chairman & Managing Director of the Company for three years w.e.f. 1st September, 2020 to 31st August, 2023 by the Members of the Company at 40th Annual General Meeting held on 30th September, 2020. The term of present appointment expires on 31st August 2023.

#### ii) Past Remuneration

The Remuneration drawn by Mr. Vishal Oswal during last three years is as under:

Financial Year ended	Amount (₹ in lakhs)
31.03.2023	716.99*
31.03.2022	407.61
31.03.2021	229.70

\*Remuneration includes a commission of ₹309.33 lakhs payable after the approval of members as provided in the Notice of AGM.

#### iii) Remuneration proposed:

The new remuneration package in the shape of Salary and Perquisites has already been stated above in the Explanatory Statement.

#### iv) Pecuniary relationship

Mr. Vishal Oswal, except his re-appointment as Vice-Chairman & Managing Director of the company has no pecuniary relation with the Company and he is related to Mr. Rajneesh Oswal, Chairman & Managing Director and Mr. Kunal Oswal, Whole time Director.

#### 3. Comparative Remuneration

The Remuneration proposed to be paid to the appointee/(s) is in line with the remuneration paid to the Managing/Executive directors of the other companies. Keeping in view the type of industry and the responsibilities and capabilities of the appointee/(s), the proposed remuneration is competitive with remuneration paid by other companies to such similar positions.

#### 4. OTHER INFORMATION

The efforts of the management during last few years have resulted in turnaround of the Company. The Company did not incur losses during FY 2022-23.

#### DISCLOSURES

The remuneration package along with the corresponding details payable to Mr. Kunal Oswal, Whole time Director, Mr. Rajneesh Oswal, Chairman & Managing Director and Mr. Vishal Oswal, Vice-Chairman & Managing Director have already been mentioned above. Further, the remuneration paid to directors has been included in the Corporate Governance Report.

The tenure of Mr. Kunal Oswal, Whole time Director, Mr. Rajneesh Oswal, Chairman & Managing Director and Mr. Vishal Oswal, Vice-Chairman & Managing Director shall be governed by a service contract. The aforesaid statements form part of this notice calling the Annual General Meeting.

**ANNEXURE TO ITEM NOS. 8, 9 AND 10 OF THE NOTICE**

**Details of Directors seeking re-appointment/appointment at the forthcoming Annual General Meeting (in pursuance of Regulation 36 (3) of SEBI (Listing Obligations & Disclosure Requirements) Regulations, 2015.**

<b>Name of the Director</b>	<b>Kunal Oswal</b>	<b>Rajneesh Oswal</b>	<b>Vishal Oswal</b>
DIN	00004184	00002668	00002678
Date of Appointment on the Board	29.01.2007	30.06.1989	31.07.1999
Nature of Expertise in specific functional areas	Management & Administration	Management & Administration	Management & Administration
Qualifications	Commerce Graduate	MBA	Commerce Graduate
Directorship of other Listed Entity	NIL	Adinath Textiles Limited	Adinath Textiles Limited
Memberships of Committees of other Listed Entity (mandatory committees only)	NIL	Stakeholder's Relationship Committee (Adinath Textiles Limited)	Stakeholder's Relationship Committee (Adinath Textiles Limited)
Details of Listed Entity from which person has resigned in past three years	NIL	NIL	NIL
Disclosure of relationship between directors inter-se	Mr. Kunal Oswal is brother of Mr. Rajneesh Oswal and Mr. Vishal Oswal.	Mr. Rajneesh Oswal is brother of Mr. Vishal Oswal and Mr. Kunal Oswal.	Mr. Vishal Oswal is brother of Mr. Rajneesh Oswal and Mr. Kunal Oswal.
No. of shares held in the Company	85,250 (0.62%)	54,925 (0.40%)	48,676 (0.35%)

**By order of the Board  
For Shreyans Industries Limited  
Sd/-  
Ruchita Vij  
Company Secretary  
FCS 9210**

**Dated : 12th May, 2023  
Place : Ludhiana  
Regd. Office: Village: Bholapur, P.O. Sahabana,  
Chandigarh Road, Ludhiana 141 123  
CIN: L17115PB1979PLC003994  
Tel.: 76258-49370, 98761-00948  
Email: cs@shreyansgroup.com , atl@shreyansgroup.com  
Website: www.shreyansgroup.com**



*We would like to draw Shareholder's kind attention to the following urgent matters, which require their immediate action:*

Your attention is drawn to the SEBI Circular No. SEBI/HO/MIRSD/MIRSD-PoD-1/P/CIR/2023/37 dated 16th March, 2023, wherein it has been decided by the SEBI to mandatorily update the PAN, KYC, Nomination details, Bank details, contact details and Specimen Signature of all shareholders holding shares in physical form and compulsory linking of PAN with Aadhar No. by all shareholders.

In the said circular, SEBI has also stipulated that if the shareholders holding shares in physical mode do not update the PAN, KYC and Nomination details or these details are not made available to the Company/ their Registrar and Share Transfer Agents (RTA) by 30th September, 2023, then such folios shall be frozen by RTA on or after 1st October, 2023 (or any other date as may be notified) as per the directive issued by SEBI. Also, the folios in which PAN is not linked to Aadhaar as on 30.06.2023 or any other date as may be specified by the Central Board of Direct Taxes will also be frozen by the RTA.

**Please further note that w.r.t. securities in the frozen folios -**

- any service request will be entertained by the RTA only upon registration / updation of PAN, KYC and Nomination details
- However the frozen folios shall be eligible for any payment including dividend, interest or redemption payment but only through electronic mode upon complying with the requirements stated herein (or as per other directive of SEBI)
- The frozen folios shall be referred by RTA / Company to the administering authority under the Benami Transactions (Prohibitions) Act, 1988 and / or Prevention of Money Laundering Act, 2002, if they continue to remain frozen as on December 31, 2025.

**Therefore, you are requested to comply with the following procedure to avoid any freezing of folios: -**

1. Update the valid PAN, KYC in **Form ISR-1** and Nominations details in Form SH-13 with RTA latest by 30th September, 2023.
2. If you want to register / update the signature in the Company/RTA records, then submit **Form ISR-2** duly verified by your Bank.
3. In case you do not wish to nominate any person with whom shall vest, all the rights in respect of such shares in the event of your death, you shall file '**Declaration to Opt-out**' in **Form ISR-3** with our RTA.
4. If you want to change/cancel the existing nomination, then submit (a) **Form SH-14** for change in the nomination details; (b) **Form SH-14 and Declaration to Opt-out in Form ISR-3** for cancellation of existing nomination.
5. Submit Bank Account details (Name of Bank with Branch address, account number, IFS Code) to our RTA.
6. Submit Contact Details i.e, Postal address with PIN, Mobile Number and Email Address to our RTA. **(You are requested to kindly update your Email Id and Mobile No. with our RTA for records as well as for receiving communication by electronic means.)**

All forms mentioned above and other relevant information are available on the website of the Company at [www.shreyansgroup.com/index.php/front/download](http://www.shreyansgroup.com/index.php/front/download) and also available on the website of RTA at [www.skylinerta.com/investor-charter.php](http://www.skylinerta.com/investor-charter.php)

All shareholders, who have not yet dematerialized their shares, are also advised to get their shares converted into demat / electronic form.

**UNCLAIMED DIVIDEND AND SHARES**

The members wishing to claim dividends that remain unclaimed are requested to correspond with the RTA or with the Company Secretary, at the Company's registered office. The members are requested to note that, dividends that are not claimed within seven years from the date of transfer to the Company's Unpaid Dividend Account, will be transferred to the Investor Education and Protection Fund (IEPF). The Shares on which dividend remains unclaimed for seven consecutive years shall be transferred to the IEPF as per Section 124 of the Act, read with applicable IEPF rules. Therefore, it is in the interest of Shareholders to regularly claim dividend declared by the Company. All the details related to unclaimed dividend and IEPF transfers etc, are updated from time to time on website of the Company i.e. [www.shreyansgroup.com](http://www.shreyansgroup.com). The Shareholders may note that, even upon transfer of unpaid dividend and corresponding shares to the IEPF, they can claim the said shares along with dividend(s) from IEPF for which detailed procedure and requirements are available at [www.iepf.gov.in](http://www.iepf.gov.in).

**DIVIDEND & TDS RELATED INFORMATION**

In accordance with the provisions of the Income Tax Act, 1961 as amended read with the provisions of the Finance Act, 2020, w.e.f. 1st April 2020, dividend declared and paid by the Company is taxable in the hands of its member and the Company is required to deduct Tax at Source (TDS) from dividend paid to the members at the applicable rates. As such, whenever dividend is declared an email will be sent to the registered email ID of the members intimating about detailed process to be followed for submission of documents/declarations etc.

Please note the following **contact details of our RTA** to enable you to submit your PAN/KYC/Nomination/Bank details etc.:

**SKYLINE FINANCIAL SERVICES PRIVATE LIMITED**

(Unit: Shreyans Industries Limited)

Address: D-153/A, 1st Floor, Okhla Industrial Area, Phase –I, New Delhi – 110020.

Phone: 011-40450193 to 197 & 26812682-83, E-mail: [parveen@skylinerta.com](mailto:parveen@skylinerta.com), website: [www.skylinerta.com](http://www.skylinerta.com)

**DIRECTORS' REPORT**

Dear Members,

Your Directors are pleased to present the 43<sup>rd</sup> Annual Report on the operational and financial performance of the Company along with Audited Financial Statements for the year ended 31<sup>st</sup> March 2023.

Financial Performance		(₹ in lakhs)	
PARTICULARS	2022-23	2021-22	
Revenue from operations	<b>86,553.04</b>	58,443.34	
Other Income	<b>551.44</b>	2,022.28	
<b>Total</b>	<b>87,104.48</b>	<b>60,465.62</b>	
Profit before Interest & Financial Charges, Depreciation, Exceptional Items and Tax	<b>11,226.76</b>	3,024.47	
Less: Interest & Financial Expenses	<b>538.13</b>	544.38	
Less: depreciation	<b>1,316.09</b>	1,281.43	
Profit before Tax	<b>9,372.54</b>	1,198.66	
Less: Provision for taxation	<b>2,026.73</b>	203.03	
Profit after taxation	<b>7,345.81</b>	995.63	
Other comprehensive income/ (loss) [net of tax]	<b>(65.39)</b>	(13.97)	
Total Comprehensive Income	<b>7,280.42</b>	<b>981.66</b>	

\*Previous year figures have been regrouped to make them comparable with current year classification.

**CORPORATE REVIEW**

During the year under review, your Company achieved a production of 92996 MTs as against 92999 MTs in the previous year. Total revenue of the Company was ₹871.04 crores against ₹604.66 crores of last year. Profit before interest & financial charges and depreciation stood at ₹112.27 crores. Net profit after tax stood at ₹73.46 crores against ₹9.96 crores of last year. After first 2 years of Covid-19 when performance was subdued, your company has recorded much improved performance. The year under review produced robust performance on account of good demand of paper, higher sales realization while input costs like raw material, fuel and chemicals remained comparatively range bound. The demand and overall market for writing and printing paper remained quite bullish almost throughout the financial year. This helped in achieving better profitability during the year under review.

Your Company continued to pursue its policy of maintaining market leadership in agro based writing & printing paper category through support of its business associates and untiring efforts of committed team of professionals & workforce. The Company emphasized the need for continual improvement in quality, product development and cost optimization on sustainable basis.

The company faced temporary challenges of steep upward fluctuations in the input/chemical costs triggered by Russia-Ukraine war which got normalized over a few months. However, these abnormal hikes in raw material & input costs were well set

off by increased prices of finished products. The ESG concept as essential as business operations contribute significantly to a sustainable business model. In the modern era, some of the important obligations cast on a responsible corporate are meaningful contribution towards environment, society and safety. While we are doing our bit within the capacity of the organization towards climatic environment and socio-economic areas, other most important responsibility for the organization is to ensure the health & safety of its human capital. The Company continued to strive and lay unflinching focus on improving safety and environmental compliance besides improving the customer experience through operational efficiencies.

**PAPER INDUSTRY**

The demand for writing & printing paper segment globally and India particularly is largely generated by schools, educational institutions, coaching centers and to some extent by public/private sector offices. The decision of the Government during the year to allow reopening of educational institutions on full scale sparked excellent demand from every nook and corner. "Work from home" practice also started giving way to "work from office" which helped in consolidating the demand.

The required impetus for sustained demand and growth of writing and printing segment also comes from ever increasing budgetary allocation for education and it is going to get further boost with the implementation of the much propagated New Education Policy of the Government.

The domestic paper industry has witnessed unprecedented growth in terms of both top line and bottom line. The ban of single use plastic has come as a boon for paper industry as some applications have turned to paper especially in food packaging. India's contribution in global trade for paper is growing as the domestic demand is increasing at a steady pace. Requirement of good-quality packaging of FMCG/other products marketed through organized retail & e-commerce, demand for daily utility/hygiene products such as tissue paper, lightweight coated paper, medical grade coated paper, growing manufacturing sector and Government's focus to increase literacy level are expected to be the key drivers for the paper industry in India in near future. The per capita paper consumption in India at around 15 kgs is too less as against other Asian countries like Vietnam (33 kg), Thailand (66 kg), China (76 kg) and is way behind the global average of 57-60 kg.

**PERFORMANCE REVIEW**

The paper market bounced back strongly after passing through turbulent times of Covid-19. The demand for paper remained bullish throughout the year. The Strong demand for writing and printing segment led to higher sales price line and consequently much better margins.

Keeping pace with the industry and changing requirements of the market, your company continued its journey by taking baby steps towards technical upgradation, modernization, automation and increase in machine speed for higher productivity in both the units.

The unit wise performance of the Company is as follow:

**SHREYANS PAPERS**

Total production of paper in this unit was 51721 MTs, which was slightly lower as compared to last year figure of 53168 MTs. New Rewinder Machine with automaton features to reduce losses and improve productivity was installed. In addition to this, some small capital expenditure towards balancing facilities to improve operational efficiencies and essential sustenance capital projects is undertaken on year-to-year basis.

**SHREE RISHABH PAPERS**

Total paper production in this unit was 41275 MTs which was higher as compared to last year's production of 39831 MTs. The capital projects undertaken in the earlier years have enabled the unit for better utilization, quality improvement and cost reduction in pulp mill. Additional capital expenditure planned during the year includes Rewinder Machine with increased automaton features to reduce converting losses & higher finished production besides some other items for speeding up machine from current level for higher production. Since lead time for these is too long, the same will deliver results in the next financial year.

**FINANCIAL REVIEW****EQUITY SHARE CAPITAL**

The paid up Equity Share Capital as on 31st March 2023 was ₹13.82 crores. During the year under review, the Company has neither issued any shares nor granted stock options and nor sweat equity.

**FINANCE**

An amount of ₹20.90 crores, out of existing term loan of ₹24.10 crores were repaid and fresh term loan of ₹2.20 crores were availed during the year. Overall financial cost relating to borrowings has decreased during the year owing repayment of existing term loans and lesser utilization of working capital.

**EXTERNAL CREDIT RATING**

During the year under review, CARE Ratings Limited has reviewed the external credit rating for the Long-Term, Short-term Bank facilities and Fixed Deposits of the company and has reaffirmed the rating. The facility wise rating is as under:

Facilities	Amount (₹/Cr)	Upgraded Rating
Long Term Bank Facilities	40.42	CARE A-; Stable [Single A minus: Outlook: Stable]
Short Term Bank Facilities	44.00	CARE A2+ [A two Plus]
Medium Term instruments- Fixed deposits	5.94	CARE A-; Stable (A minus Fixed deposit; Outlook: Stable)

**PARTICULARS OF LOANS, GUARANTEES OR INVESTMENTS**

Details of Loans, Guarantees and Investments covered under the provisions of Section 186 of the Companies Act, 2013 are given in the notes to the Financial Statements.

**OTHER EQUITY**

The Company does not propose to carry any amount to any reserves.

**PROPOSED DIVIDEND**

The Board of Directors had recommended dividend of ₹2.50/-

per equity share and special dividend of ₹2.50/- per equity share amounting to ₹691.23 lakhs for the year 2022-23 during their meeting held on 12th May 2023. The dividend, as recommended by the Board of Directors, if approved at the Annual General Meeting, would be paid subject to deduction of tax (TDS) at the prescribed rates as per Income Tax Act, 1961 as amended by Finance Act 2020.

**DEPOSITS**

(₹ in Crores)

PARTICULARS	From Public	From Directors
(a) accepted & renewed during the year;	1.06	---
(b) remained unpaid or unclaimed as at the end of the year;	---	---
(c) whether there has been any default in repayment of deposits or payment of interest thereon during the year and if so, number of such cases and the total amount involved-		
(i) at the beginning of the year;	---	---
(ii) maximum during the year;	---	---
(iii) at the end of the year;	---	---
(d) The details of deposits which are not in compliance with the requirements of Chapter V of the Companies Act, 2013.	---	---

At the end of the year, fixed deposits from the public were outstanding to the tune of ₹3.48 crores. There were no overdue deposits as on 31st March 2023.

**FUTURE PLANS/PROSPECTS**

Proposed capital expenditure have been discussed while reviewing the performance of both the units. Capital expenditure planned will help the Company in improving its operations in terms of quality and operating parameters along with cost effectiveness.

The demand of paper during the year remained bullish coupled with remunerative price line. This resulted into much higher revenue and better profit margins.

We sailed into FY24 with the same market tempo and enthusiasm. However, a couple of months in summer are usually considered lean period. As such, demand for paper has temporarily gone down significantly resulting into correction in price line as well as margins. This will have some bearing on results for a quarter or so in the current year. However, under the given environment, global geo-political situation and barring unforeseen circumstances, it can be cautiously predicted that the FY 24 should be fairly good for the company. We shall continue to focus on improvisation in technology and modernization of equipment to achieve sustainable and profitable growth.

**NUMBER OF MEETINGS HELD**

The details of Board and Committee/other meetings held in Financial Year 2022-23 are given in the Corporate Governance Report.

**DIRECTORS/ KEY MANAGERIAL PERSONNEL**

Mr. Kunal Oswal, Director of the Company, is liable to retire by rotation at the forthcoming Annual General Meeting under article 86[1] of Article of Association of the Company and being eligible, offers himself for reappointment.

On account of pre-occupation and health reasons, Mr. Ramesh Chander Juneja (DIN: 07804729), Independent Director resigned from the Board of the Company w.e.f. 14th November, 2022. The Company has placed on record its sincere appreciation of the contribution made by Mr. Ramesh Chander Juneja during his tenure on the Board of the Company.

Mr. Ravinder Kumar (DIN: 09733167) has been appointed as an Independent Director with the approval of members of the Company by way of Postal Ballot for his first term of appointment w.e.f. 14th November, 2022 till 13th November, 2027.

Based on the recommendations of Nomination and Remuneration Committee, the Board has approved the re-appointment of Mr. Kunal Oswal (DIN: 00004184), Whole Time Director of the Company for a period of three years w.e.f. 01st August, 2023 to 31st July, 2026 subject to the approval of members of the company.

Based on the recommendations of Nomination and Remuneration Committee, the Board has approved the re-appointments of Mr. Rajneesh Oswal (DIN: 00002668), Chairman and Managing Director and Mr. Vishal Oswal (DIN: 00002678), Vice-Chairman and Managing Director of the Company for a period of three years w.e.f. 01st September, 2023 to 31st August, 2026 subject to the approval of members of the company.

All independent Directors have given declarations that they meet the criteria of Independence as laid down under Section 149[6] of the Companies Act, 2013 and Regulation 16[1][b] of the SEBI [Listing Obligations & Disclosure Requirements] Regulations, 2015.

Ms. Ruchita Vij (FCS 9210), Company Secretary and Compliance Officer has resigned w.e.f. the closing hours of 12th May, 2023 and the Board has appointed Mr. Parminder Singh (ACS 43115) as Company Secretary and Compliance Officer w.e.f. 12th May, 2023.

**BOARD EVALUATION**

Pursuant to provisions of the Companies Act, 2013 and Listing Regulations, the Board has carried out as an annual performance evaluation of its own performance and the performance of the individual Directors as well as the evaluation of the working of its committees. The manner in which the evaluation was carried out has been explained in the Corporate Governance.

**REMUNERATION POLICY**

The Board has, on the recommendation of the Nomination and Remuneration Committee, framed a policy for selection and appointment of Directors, Key Managerial Personnel, Senior Management and their Remuneration. The said policy has been uploaded on the website of the Company. The Key provisions of Nomination and Remuneration policy are appended as an

Annexure I to the Board's report.

**AUDIT COMMITTEE**

The Company has duly constituted Audit Committee, the scope of which is quite comprehensive and is in conformity with the provisions of the Companies Act, 2013 and Listing Regulations. The composition of the Audit Committee is given in Corporate Governance Report.

All the recommendations of the Audit Committee were accepted by the Board.

**DETAILS OF ESTABLISHMENT OF VIGIL MECHANISM/ WHISTLE BLOWER POLICY**

The Company has adopted the Whistle Blower Policy/Vigil mechanism for directors and employees to report concerns about unethical behavior, actual or suspected fraud, or violation of the Company's Code of Conduct and Ethics. Such mechanism/policy is also uploaded on the website of the Company.

**STATUTORY AUDITORS**

At 42nd Annual General Meeting held on 19th August, 2022, M/s SCV & Co. LLP (formerly known as S. C. Vasaudeva & Co.), Chartered Accountant, (FRN : 000235N/N5000089), were appointed as statutory auditors of the Company to hold office from 42nd Annual General Meeting till the conclusion of the 47th Annual General Meeting.

The Auditors' Report on the accounts of the Company for the year under review requires no comments.

Further, there were no frauds reported by the Statutory Auditors of the Company during the period under review neither under Section 143(12) of neither the Act nor which are reportable to the Central Government.

**COST AUDIT**

M/s Rajan Sabharwal & Associates were appointed as Cost Auditors of your Company for auditing the cost accounts records for Financial Year 2022-23 under provisions of Section 148 of the Companies Act, 2013. They are likely to submit Cost Audit Report within the prescribed time limit.

Furthermore, the Board has re-appointed M/s Rajan Sabharwal & Associates as Cost Auditors of the Company for Financial Year 2023-24.

**SECRETARIAL AUDIT**

M/s P.S. Bathla & Associates, Practising Company Secretaries at Ludhiana, were appointed to conduct the secretarial audit of the Company for Financial Year 2022-23, as required under Section 204 of the Companies Act, 2013 and Rules made there under. The Secretarial Audit Report for Financial Year 2022-23 is appended as an **Annexure II** to the Board's Report.

The Secretarial Auditors' in their report and in Annual Secretarial Compliance Report (Under Regulation 24A of SEBI LODR Regulations, 2015) for year ended 31st March 2023 has marked no observation.

The Board has re-appointed M/s P.S. Bathla & Associates, Practising Company Secretaries, Ludhiana as Secretarial Auditor of the Company for Financial Year 2023-24.

**RELATED PARTY TRANSACTIONS**

All Related Party transactions entered during the financial year were on arm's length basis and in the ordinary course of business. There were no materially significant related party transactions with the Company's Promoters, Directors, Management or their relatives, which could have had a potential conflict with the interests of the Company. Transactions with related parties entered by the Company in the normal course of business are periodically placed before the Audit Committee for its omnibus approval.

Since there were no contracts/arrangements/transactions which were not at arm's length basis or material with Related Party during the year; disclosure in form AOC-2 is not applicable.

The Board of Directors of the Company has, on the recommendation of the Audit Committee, adopted a policy to regulate transactions between the Company and its Related Parties, in compliance with the applicable provisions of the Companies Act, 2013, the rules there under and Listing Regulations.

This Policy as considered and approved by the Board has been uploaded on the website of the Company at [http://www.shreyansgroup.com/upload/c1449201532SILRelated\\_Party\\_Transaction\\_Policy\\_07\\_11\\_2015.pdf](http://www.shreyansgroup.com/upload/c1449201532SILRelated_Party_Transaction_Policy_07_11_2015.pdf)

**PARTICULARS OF EMPLOYEES**

The information required pursuant to Section 197 read with Rule 5 of the Companies [Appointment and Remuneration of Managerial Personnel] Rules, 2014 is appended as an **Annexure III** and forms an integral part of this report.

**EXTRACT OF ANNUAL RETURN**

A copy of Annual Return for the financial year 2022-23 will be available on the website of the company after submission of the same to the registrar of Companies.

Annual Returns of previous years are available on the website of the company.

**INDUSTRIAL RELATIONS**

The Company maintained healthy, cordial and harmonious industrial relations at all levels.

**DEVELOPMENT AND IMPLEMENTATION OF A RISK MANAGEMENT POLICY**

The Company has been addressing various risks through well-defined risk management policy/procedures, which in the opinion of the Board may threaten the existence of the Company.

**INTERNAL FINANCIAL CONTROL SYSTEMS**

The Company had laid down adequate internal financial controls with reference to financial statements. During the year such controls were tested and no material weakness in their operating effectiveness was observed.

**BASIS OF PREPARATION OF FINANCIAL STATEMENTS**

Financial statements for the year ended 31st March, 2023 have been prepared in accordance with Indian Accounting Standards [Ind-AS], the provisions of the Company Act, 2013, and guidelines issued by the Securities and Exchange Board of India [SEBI]. The Ind-AS are prescribed under Section 133 of the Companies Act, 2013 read with Rule 3 of the Companies [Indian Accounting Standards] Rules, 2015 and relevant amendment rules issued thereafter.

**ASSOCIATES AND SUBSIDIARIES**

The Company has no Associates & Subsidiaries as on 31st March, 2023.

**CORPORATE GOVERNANCE**

As per the provisions of Listing Regulations, a separate Report on Corporate Governance practices followed by the Company together with a Certificate from the Practicing Company Secretary, confirming compliance forms part of this report.

**CONSERVATION OF ENERGY, TECHNOLOGY ABSORPTION AND FOREIGN EXCHANGE EARNINGS AND OUTGO**

As required under Section 134[3][m] of the Companies Act, 2013 read with Rule 8 of Companies [Accounts] Rules, 2014 the particulars relating to conservation of energy, technology absorption and foreign exchange earnings and outgo is appended as an **Annexure IV** to the Board's Report.

**CORPORATE SOCIAL RESPONSIBILITY INITIATIVES**

Shreyans Industries Limited has been positively contributing to the society for over 30 years. It has been the vision and mission of the company to develop the local community and uplift the underprivileged sections.

Going ahead with this vision, the company has identified several projects in the local surrounding areas. In the year 2022-2023, the focus of the company surrounds around skill development in women, providing access to better health care and education. The company has incurred an expenditure of ₹45.33 lakhs spread out under in varied initiatives, out of which 49% is on promoting women education and literacy, 40% towards providing medical aid and care and balance on redevelopment of surrounding areas. As the company believes strongly in education being the means to better living for people and thereby adding to the nation's development, hence major CSR expenditure has been towards increasing literacy.

The company's CSR initiatives includes sponsoring the education expenses for girls at Guru Jagtar Singh Model High School, renovation of the wing for disabled students at the National Skill Training Institute in Ludhiana, distributing books and notebooks to needy students, free eye checkup and surgery camps, organizing the city's largest blood donation. Apart from these, the company runs an eye hospital in association with the local welfare organization, which has now expanded its care to a physiotherapy ward.

**CHANGE IN THE NATURE OF BUSINESS**

There was no change in the nature of business.

**MATERIAL CHANGES**

There are no material changes or commitments affecting the financial position of the Company have occurred during the year under consideration, or after closure of the financial year till the date of this report.

**DETAILS OF SIGNIFICANT AND MATERIAL ORDERS PASSED BY THE REGULATORS OR COURTS OR TRIBUNALS IMPACTING THE GOING CONCERN STATUS AND COMPANY'S OPERATIONS IN FUTURE**

There were no significant and material orders passed by the Regulators or Courts or Tribunals impacting the going concern status and Company's operations.

**DIRECTORS' RESPONSIBILITY STATEMENT**

In accordance with the provisions of Section 134[5] of the Companies Act, 2013, your Directors confirm that:

- (a) In the preparation of the annual accounts, the applicable Indian Accounting Standards had been followed along with proper explanation relating to material departures;
- (b) The directors had selected such accounting policies and applied them consistently and made judgments and estimates that are reasonable and prudent so as to give a true and fair view of the state of affairs of the Company at the end of the financial year and of the profit and loss of the Company for that period;
- (c) The directors had taken proper and sufficient care for the maintenance of adequate accounting records in accordance with the provisions of this Act for safeguarding the assets of the Company and for preventing and detecting fraud and other irregularities;
- (d) The directors had prepared the annual accounts on a going concern basis; and
- (e) The directors had laid down internal financial controls to be followed by the Company and that such internal financial controls are adequate and were operating effectively;
- (f) The directors had devised proper systems to ensure compliance with the provisions all applicable laws and that such systems were adequate and operating effectively.

**GENERAL DISCLOSURES**

Your directors state that, no disclosure or reporting is required in respect of the following matters as there were no transactions on these items during the year under review.

1. Issue of equity shares with differential rights as to dividend, voting or otherwise.
2. The Company has already complied with provisions relating to the constitution of Internal Complaints Committee under the Sexual Harassment of women at workplace [Prevention and Redressal] Act, 2013. There were no complaints/cases reported with internal complaints committee formed under the Sexual Prohibition and Redressal] Act, 2013.

**ACKNOWLEDGEMENT**

Your Directors place on record their sincere appreciation for the contributions made by the employees through their dedication,

hard work and commitment in achieving your Company's performance. In an increasingly competitive environment collective dedication of employees is delivering superior and sustainable shareholder value.

The Board has pleasure in recording its appreciation of the assistance, co-operation and support extended to the Company by the Government Authorities, Commercial Banks, Financial Institutions and Depositors.

The Board also places on record its sincere appreciation towards the Company's valued customers, vendors, shareholders and investors for their continued support to the Company.

**For and on Behalf of the Board**

**Sd/-  
Rajneesh Oswal  
Chairman & Managing Director  
(DIN : 00002668)**

**Place : Ludhiana  
Date : 12th May, 2023**

**Annexure I****NOMINATION AND REMUNERATION POLICY**

The Key provisions of the Nomination and Remuneration policy are given below:

The guiding principle is that the remuneration and the other terms of employment shall be competitive in order to ensure that the Company can attract and retain competent Executives.

The Nomination and Remuneration policy for executives reflects the remuneration philosophy and principles of the Shreyans Group. When determining the remuneration policy and arrangements for Executive Directors/KMP's, the Nomination and Remuneration Committee shall consider pay and employment conditions with peers / elsewhere in the competitive market to ensure that pay structures are appropriately aligned and that levels of remuneration remain appropriate in this context.

The Committee while designing the remuneration package considers the level and composition of remuneration to be reasonable and sufficient to attract, retain and motivate the person to ensure the quality required to run the company successfully.

The Nomination and Remuneration Committee while considering a remuneration package must ensure a balanced approach reflecting short and long term performance objectives appropriate to the working of the company and its goals. The Committee shall consider that a successful remuneration policy must ensure that any increase in the remuneration package is linked to the achievement of corporate performance targets and a strong alignment of interest with stakeholders.

The Nomination and Remuneration policy is guided by common reward framework and set of principles and objectives as particularly envisaged under section 178 of the Companies Act 2013, inter alia principles pertaining to determining qualifications, positives attributes, integrity and independence etc.

Remuneration packages are designed to attract high-caliber executives in a competitive market and remunerate executives fairly and responsibly. The remuneration shall be competitive and based on the individual responsibilities and performance. Remuneration is designed to motivate delivery of our key business strategies, create a strong performance-orientated environment and reward achievement of meaningful targets over the short- and long-term.

Executive remuneration shall be proposed by the Committee and subsequently approved by the Board of Directors. Executive remuneration is evaluated annually against performance and a benchmark of other companies, which in size and complexity are similar to Shreyans. Benchmark information is obtained from recognized compensation service consultancies/other relevant sources. In determining packages of remuneration, the Committee may consult with the Chairman/Managing Director as appropriate.

Information on the total remuneration of members of the Company's Board of Directors and KMPs shall be disclosed in the Company's Annual Report.

The Company may grant any advance salary/loan to employees of the Company at concessional/Nil interest rates as it deems fit subject to tax laws.

The Board may delegate the appointment and remuneration powers in case of Sr. Management Personnel (except KMPs and Directors) to the Chairman & Managing Director and/or Vice-Chairman & Managing Director and/or by way of Board Resolution.

The appointment letters of all Sr. Management Personnel, KMPs and Directors shall draw reference to the fact that the appointment and remuneration is in accordance with the Nomination and Remuneration Policy of the Company.

**Annexure II****Form No. MR-3****SECRETARIAL AUDIT REPORT****FOR THE FINANCIAL YEAR ENDED 31<sup>st</sup> MARCH, 2023**

[Pursuant to section 204(1) of the Companies Act, 2013 and rule No.9 of the Companies (Appointment and Remuneration of Managerial Personnel) Rules, 2014]

To,

The Members,

Shreyans Industries Limited

Vill. Bholapur, P. O. Sahabana

Chandigarh Road, Ludhiana-141123

I have conducted the secretarial audit of the compliance of applicable statutory provisions and the adherence to good corporate practices by **M/s Shreyans Industries Limited** (hereinafter called the company). Secretarial Audit was conducted in a manner that provided me a reasonable basis for evaluating the corporate conducts/statutory compliances and expressing my opinion thereon.

Based on my verification of the books, papers, minute books, forms and returns filed and other records maintained by the company and also the information provided by the Company, its officers, agents and authorized representatives during the conduct of secretarial audit, I hereby report that in my opinion, the company has, during the audit period covering the **Financial Year 1st April, 2022 to 31st March, 2023** complied with the statutory provisions listed hereunder and also that the Company has proper Board-processes and compliance-mechanism in place to the extent, in the manner and subject to the reporting made hereinafter:

1. I have examined the books, papers, minute books, forms and returns filed and other records maintained by **M/s Shreyans Industries Limited** ("the Company") for the financial year ended on **31st March, 2023** according to the provisions of:
  - I. The Companies Act, 2013 (the Act) and the rules made there under;
  - II. The Securities Contracts (Regulation) Act, 1956 ('**SCRA**') and the rules made thereunder;
  - III. The Depositories Act, 1996 and the Regulations and Bye-laws framed there under;
  - IV. Foreign Exchange Management Act, 1999 and the rules and regulations made there under to the extent of Foreign Direct Investment, Overseas Direct Investment and External Commercial Borrowings;
  - V. The following Regulations and Guidelines prescribed under the Securities and Exchange Board of India Act, 1992 ('**SEBI Act**'):-
    - (a) The Securities and Exchange Board of India (Substantial Acquisition of Shares and Takeovers) Regulations, 2011;
    - (b) The Securities and Exchange Board of India (Prohibition of Insider Trading) Regulations, 2015;
    - (c) The Securities and Exchange Board of India (Issue of Capital and Disclosure Requirements) Regulations, 2018; (**Not Applicable as the Company has not issued any shares during the year under review**)

- (d) The Securities and Exchange Board of India (Share Based Employee Benefits) Regulations, 2014 **(Not Applicable as the Company has not issued any shares/options to directors/employees under the said guidelines/regulations during the year under review)**
- (e) The Securities and Exchange Board of India (Issue and Listing of Debt Securities) Regulations, 2008; **(Not Applicable as the Company has not issued Debt Securities during the Audit Period under review)**
- (f) The Securities and Exchange Board of India (Registrars to an Issue and Share Transfer Agents) Regulations, 1993 regarding the Companies Act and dealing with client; **(Not Applicable as the Company is not registered as Registrar to Issue and Share Transfer agent during the Financial Year under review)**
- (g) The Securities and Exchange Board of India (Delisting of Equity Shares) Regulations, 2009; **(Not Applicable to the Company during the Audit Period as there was no event in this regard)**
- (h) The Securities and Exchange Board of India (Buyback of Securities) Regulations, 2018. **(Not applicable as the Company has not bought back/propose to buy-back any of its securities during the financial year under review)**

I have also examined compliance with the applicable clauses of the following:

- The Secretarial Standards issued by The Institute of Company Secretaries (ICSI) of India.
- The SEBI Listing Obligations and Disclosure Requirements (LODR) Regulations, 2015

I Report that during the period under review the Company has complied with the provisions of the Acts, Rules, Regulations, Guidelines, Standards, etc. mentioned above:

#### 2.1, further report that

- The Board of Directors of the Company is duly constituted with proper balance of Executive Directors, Non-Executive Directors and Independent Directors including women Directors. The changes in the composition of the Board of Directors that took place during the period under review were carried out in compliance with the provisions of the Act.
- Adequate notice is given to all directors to schedule the Board Meetings and agenda, detailed notes on agenda were sent at least seven days in advance, and a system exists for seeking and obtaining further information and clarifications on the agenda items before the meeting and for meaningful participation at the meeting.
- All decisions at Board Meetings and Committee Meetings have been carried out unanimously as recorded in the minutes of the meetings of Board of Directors and Committee of the Board, as case may be.

I further report that based on the information received and records maintained there are adequate systems and processes in the Company commensurate with the size and operations of the Company to monitor and ensure compliance with applicable laws, rules, regulations and guidelines.

For P S Bathla & Associates

Parminder Singh Bathla  
Company Secretary

Place : Ludhiana FCS No. 4391  
Dated : 12th May, 2023 C.P No. 2585  
UDIN : F004391E000294912 Peer Review No. 1306/2021  
SCO-6, Feroze Gandhi Market, Ludhiana

Note: This Report is to be read with my Letter of even date which is annexed as Annexure A and forms an integral part of this report.

'Annexure A'

To,  
The Members,  
Shreyans Industries Limited  
Vill. Bholapur, P.O. Sahabana  
Chandigarh Road, Ludhiana-141123  
My report of even date is to be read along with this letter.

- Maintenance of Secretarial record is the responsibility of the management of the Company. My responsibility is to express an opinion on these secretarial records based on my audit.
- I have followed the audit practices and process as were appropriate to obtain reasonable assurance about the correctness of the contents of the Secretarial records. The verification was done on test basis to ensure that correct facts are reflected in secretarial records. I believe that the processes and practices, I followed, provide a reasonable basis for my opinion.
- I have not verified the correctness and appropriateness of financial records and Books of Accounts of the Company.
- Where ever required, I have obtained the Management representation about the Compliance of laws, rules and regulations and happening of events etc.
- The Compliance of the provisions of Corporate and other applicable laws, Rules, Regulations, standards is the responsibility of management. My examination was limited to the verification of procedure on test basis.
- The Secretarial Audit report is neither an assurance as to the future viability of the Company nor of the efficacy or effectiveness with which the management has conducted the affairs of the Company.

For P S Bathla & Associates

Parminder Singh Bathla  
Company Secretaries

Place : Ludhiana FCS No. 4391  
Dated : 12th May, 2023 C.P No. 2585  
UDIN : F004391E000294912 Peer Review No. 1306/2021  
SCO-6, Feroze Gandhi Market, Ludhiana



## Annexure III

**REMUNERATION RATIO OF THE DIRECTORS / KEY MANAGERIAL PERSONNEL (KMP) / EMPLOYEES**

The information required pursuant to Section 197 read with Rule 5 of Chapter XIII, Companies (Appointment and Remuneration of Managerial Personnel) Rules, 2014, in respect of employees of the Company and Directors is furnished hereunder:

1 (i)

Name of the Director/KMP and Designation	Remuneration in Fiscal 2023 (₹ in lakhs)	% Change in remuneration from previous year	Ratio of Remuneration to MRE#
Rajneesh Oswal (Chairman and Managing Director)	716.99*	75.92	242.65
Vishal Oswal (Vice-Chairman and Managing Director)	716.99*	75.91	242.65
Kunal Oswal (Whole Time Director)	28.91	0.84	9.78
R K Mahajan (Chief Financial Officer)	19.90	1.27	6.73
Ruchita Vij (Company Secretary)	11.94	21.09	4.04

\*Remuneration includes a commission of ₹309.33 lakhs payable after the approval of members as provided in the Notice of AGM.

Note: For this purpose, sitting fees paid to the Directors have not been considered as remuneration.

#MRE-Median Remuneration of Employee based on annualized salary

- (ii) The median remuneration of employees of the Company during the financial year was ₹2.95 lakhs p.a;
- (iii) In the financial year, there was increase of 12.12% in the median remuneration of employees;
- (iv) There were 1355 permanent employees on the rolls of the Company as on 31st March, 2023;
- (v) Average percentile change in the salaries of employees other than the managerial personal in the financial year i.e. 2022-23 was 2.74% whereas the percentile change in the managerial remuneration for the same financial year was 71.59%.
- (vi) it is hereby affirmed that the remuneration paid is as per the Remuneration Policy for Directors, Key Managerial Personnel, Senior Management Personnel and other employees.

**2 Details of top ten employees in terms of remuneration:**

Name of Employee	Designation of the employee	Remuneration received* ₹ in lakhs	Qualifications	Experience (No. of Years)	Date of Commencement of employment	Age (years)	The last employment held by such employee before joining the Company	%age of equity shares held by the employee in the Company	Whether relative of any Director or Manager of the Company
Rajneesh Oswal	Chairman and Managing Director	716.99*	MBA from USA	34	30-06-1989	57	Executive Director Adinath Textiles Limited	0.40%	Rajneesh Oswal, Vishal Oswal and Kunal Oswal are real brothers
Vishal Oswal	Vice Chairman and Managing Director	716.99*	B.Com	28	03-08-1995	51	---	0.35%	
Kunal Oswal	Whole Time Director	28.91	B.Com	26	29-01-2007	49	---	0.62%	

Name of Employee	Designation of the employee	Remuneration received ₹ in lakhs	Qualifications	Experience (No. of Years)	Date of Commencement of employment	Age (years)	The last employment held by such employee before joining the Company	%age of equity shares held by the employee in the Company	Whether relative of any Director or Manager of the Company
Ashok Kumar Goyal	President	41.02	B.Com LLB, DBM FCS, MEP	40	09-04-2018	63	Vardhman Polytex Limited	---	No
Arun Kumar Kapoor	Sr. Vice President	35.64	A.C.A	43	01-04-1987	65	Arihant Fabrics Ltd.	---	No
Jogendra Singh Rathour	Vice President	29.51	M.Com	40	19-09-1988	65	Ankush Publication Pvt. Ltd.	---	No
Arun K. Goel	Vice President	28.07	M.A. (Eco.) PGD (PM)	40	09-08-1999	63	Bharti Telecom Ltd.	---	No
Jatinder Kumar Gautam	Vice President	26.49	M.A. Economics	46	25-12-1981	68	Munish Paper	---	No
Amit Arora	Senior General Manager	25.63	B.Com, C.A.	23	07-01-2013	45	Vardhman Special Steels Ltd.	---	No
Krishan Lal Sharma	Senior General Manager	24.61	BOE, Diploma (Mechanical)	42	16-02-2008	62	Ballarpur Industries Limited	---	No

\*Remuneration includes a commission of ₹309.33 lakhs payable after the approval of members as provided in the Notice of AGM.

Employed throughout the year and were in receipt of remuneration at the rate of not less than ₹1,02,00,000 per annum.

Name of Employee	Designation of the employee	Remuneration received* ₹ in lakhs	Qualifications	Experience (No. of Years)	Date of Commencement of employment	Age (years)	The last employment held by such employee before joining the Company	%age of equity shares held by the employee in the Company	Whether relative of any Director or Manager of the Company
Rajneesh Oswal	Chairman & Managing Director	716.99*	MBA from USA	34	30-06-1989	57	Executive Director, Adinath Textiles Limited	0.40%	Rajneesh Oswal, Vishal Oswal and Kunal Oswal are real brothers
Vishal Oswal	Vice-Chairman & Managing Director	716.99*	B.Com	28	03-08-1995	51	--	0.35%	

\*Remuneration includes a commission of ₹309.33 lakhs payable after the approval of members as provided in the Notice of AGM.

None of the Employee was employed for a part of the financial year and separated, who were in receipt of remuneration at the rate of not less than ₹8.50 lakhs per month.

#### Annexure IV

#### INFORMATION UNDER SECTION 134 (3) (m) OF THE COMPANIES ACT, 2013 READ WITH COMPANIES (ACCOUNTS) RULES, 2014 AND FORMING PART OF THE REPORT OF THE BOARD OF DIRECTORS

##### A) CONSERVATION OF ENERGY

Energy Conservation is an ongoing process in the Company. New areas of power savings are continuously identified and action being taken wherever feasible. The Company continued its efforts to improve energy usage efficiencies and increase the share of renewable energy. Various key performance indicators like specific energy (energy consumed per unit of production), specific energy costs and renewable energy contributions were continuously tracked to monitor alignment with the Company's overall sustainability approach.

##### (i) Steps taken or impact on conservation of energy:

- Improvement in energy usage efficiency in lighting systems by installation of more efficient lighting solutions such as Light Emitting Diodes in phased manner.
- Retrofitting and replacement of motors, pumps, fans, air compressors, vacuum and air conditioning systems with higher energy efficiency equipment in phased manner.
- Installation of variable frequency drives to optimize energy consumption in a phased manner.
- Thermal Insulation on steam lines resulting reduction in line losses and implementation of blow heat recovery in pulp mill to improve efficiency.
- Optimization of compressed air systems to minimize losses and reduce energy consumption.
- New AC motors are being installed with IE3 and IE4 class i.e highly energy efficient motors

##### (ii) Steps taken for utilising alternate sources of energy:

- Generation of biogas from waste to meet process heating requirements.
- A higher capacity biomass based captive power generation plant is being commissioned at Shreyans Papers unit to meet entire requirement of electrical power.

##### (iii) Capital investment on energy conservation equipment during the year: NIL

##### B) TECHNOLOGY ABSORPTION

Your company is keeping a close eye on the new product development in paper and up-gradation of technology in existing products. Upgradation and automation in various areas of plant and machinery is continuously carried out.

**(i) Efforts made towards technology absorption:**

New rewinder commissioned at Shreyans Paper Unit.

**(ii) Benefits derived:**

The initiatives have enabled the Company in terms of product & quality improvement, cost reduction, reduced breakdown, product development and enhance customer satisfaction.

**(iii) In case of imported technology (imported during the last three years reckoned from the beginning of the financial year):**

Sr. No.	a. Details of Technology	b. Year of Import
1	Steam and condensate system.	2020-21
2	Heated Calenders	2020-21

c. whether the technology has been fully absorbed: Yes

d. if not fully absorbed, areas where absorption has not taken place, and the reasons thereof – N.A

**(iv) Details of Expenditure on Research and Development are given in Note no. 50 to Financial Statements.****C. FOREIGN EXCHANGE EARNING AND OUTGO**

Details of expenditure in foreign exchange and earnings in foreign exchange are given below:

	₹ In lakhs
Expenditure in Foreign Exchange	6,388.61
Earnings in Foreign Exchange	473.74

**Annexure V: Annual Report on CSR Activities****1. Brief outline on CSR Policy of the Company:**

Shreyans Group is a responsible Corporate Citizen and would continue to make a serious endeavour for a quality value addition and constructive contribution in building a healthy and better society through its CSR related initiatives and focus on education, environment, health care and other social causes.

**2. Composition of the CSR Committee:**

Sr. No.	Name of the Director	Designation / Nature of Directorship	No. of Meetings of CSR Committee held during the year	No. of Meetings of CSR Committee attended during the year
1	Rajneesh Oswal	Chairperson, Executive	1	1
2	Vishal Oswal	Executive	1	1
3	Prem Kumar	Independent, Non- Executive	1	1
4	Ramesh Chander Juneja (Resigned w.e.f. 14th November, 2022)	Independent, Non- Executive	1	---
5	Ravinder Kumar (Appointed w.e.f. 14th November, 2022)	Independent, Non- Executive	---	---

**3. Web-link where Composition of CSR committee, CSR Policy and CSR projects approved by the board are disclosed on the website of the company:**

- a) CSR Committee: [http://shreyansgroup.com/upload/c1678852260SIL\\_Committee\\_Composition\\_Updated\\_14\\_11\\_2022.pdf](http://shreyansgroup.com/upload/c1678852260SIL_Committee_Composition_Updated_14_11_2022.pdf)  
 b) CSR Policy: [http://shreyansgroup.com/upload/c1623665216CSR\\_POLICY\\_Amended\\_11\\_05\\_2021.pdf](http://shreyansgroup.com/upload/c1623665216CSR_POLICY_Amended_11_05_2021.pdf)  
 c) CSR Projects: [http://shreyansgroup.com/upload/c1689070628SILCSR\\_Approved\\_projects\\_2022\\_23.pdf](http://shreyansgroup.com/upload/c1689070628SILCSR_Approved_projects_2022_23.pdf)

**4. Impact Assessment of CSR Projects carried out in pursuance of sub-rule (3) of rule 8 of the Companies (Corporate Social Responsibility Policy) Rules, 2014, if applicable: Not Applicable****5. (₹ in lakhs)**

(a)	Average net profit of the company as per sub-section (5) of section 135	1149.53
(b)	Two percent of average net profit of the company as per sub-section (5) of section 135	22.99
(c)	Surplus arising out of the CSR projects or programmes or activities of the previous financial years	NIL
(d)	Amount required to be set off for the financial year, if any	22.77
(e)	Total CSR obligation for the financial year [(b)+ (c) – (d)]	0.22

6. (₹ in lakhs)

(a)	Amount spent on CSR Projects (both Ongoing Project and other than Ongoing Project)	45.33
(b)	Amount spent in Administrative Overheads	NIL
(c)	Amount spent on Impact Assessment, if applicable	Not Applicable
(d)	Total amount spent for the Financial Year [(a)+(b) +(c)]:	45.33

(e) CSR amount spent or unspent for the financial year:

Total Amount Spent for the Financial Year (₹ in lakhs)	Amount Unspent (₹ in lakhs)				
	Total Amount transferred to Unspent CSR Account as per subsection (6) of Section 135.		Amount transferred to any fund specified under Schedule VII as per second proviso to sub-section (5) of Section 135		
	Amount	Date of Transfer	Name of the Fund	Amount	Date of Transfer
45.33	Not Applicable				

(f) Excess amount for set off, if any (₹ in lakhs)

(i)	Two percent of average net profit of the company as per sub-section (5) of section 135	22.99
(ii)	Total amount spent for the Financial Year	42.82
(iii) (a)	Excess amount spent for the financial year [(ii)-(i)]	19.83
(iii) (b)	Amount available for set-off of preceding Financial Year(s)	22.77
(iv)	Surplus arising out of the CSR projects or programmes or activities of the previous Financial Years, if any	NIL
(v)	Amount available for set off in succeeding Financial Years [(iii)-(iv)]	42.60

7. Details of Unspent CSR amount for the preceding three Financial Years: (₹ in lakhs)

Sr. No.	Preceding Financial Year	Amount transferred to Unspent CSR Account under Section 135 (6)	Balance Amount in Unspent CSR Account under subsection (6) of section 135	Amount spent in the reporting Financial Year	Amount transferred to any fund specified under Schedule VII as per section 135 (6), if any		Amount remaining to be spent in succeeding Financial Years	Deficiency if any
					Amount	Date of transfer		
1	2019-20	NA	-	-	-	-	-	-
2	2020-21	43.19*	30.93	2.51	-	-	28.42	-
3	2021-22	-	-	-	-	-	-	-

\*Out of the total Unspent CSR Amount ₹43.19 lakhs for the Financial Year 2020-21 which was transferred to Unspent CSR Account, a sum of ₹12.26 lakhs was spent in the Financial Year 2021-2022 and ₹2.51 lakhs was spent in the financial year 2022-23, the remaining Unspent CSR amount is ₹28.42 lakhs

8. Whether any capital assets have been created or acquired through Corporate Social Responsibility amount spent in the Financial Year: No

If yes, enter the number of Capital assets created/ acquired: Not Applicable

Details relating to such asset(s) so created or acquired through Corporate Social Responsibility amount spent in the Financial Year:

Sr. No.	Short Particulars of the property or asset(s) {including complete address and location of the property}	Pincode of the property or asset(s)	Date of creation	Amount of CSR amount spent	Details of entity/Authority/beneficiary of the registered owner		
					CSR Registration Number, if applicable	Name	Registered address
Not Applicable							

9. Specify the reason(s), if the company has failed to spend two per cent of the average net profit as per subsection (5) of section 135.: Not applicable

(Sd/-)

**RAJNEESHOSWAL**  
**CHAIRMAN & MANAGING DIRECTOR**  
**(CHAIRMAN- CSR COMMITTEE)**

Place : Ludhiana

Dated : 12th May, 2023

(Sd/-)

**VISHAL OSWAL**  
**VICE-CHAIRMAN & MANAGING DIRECTOR**  
**(MEMBER- CSR COMMITTEE)**

Place : Ludhiana

Dated: 12th May, 2023

#### MANAGEMENT DISCUSSIONS AND ANALYSIS

Your Company, a Public Limited entity established in the year-1979 is engaged in the manufacturing of Writing and Printing Paper with present capacity of 94,000 MTs per annum. The manufacturing units are located at (i) Ahmedgarh, District Malerkotla, Punjab and (ii) Village Banah, District S.B.S. Nagar, Punjab.

India ranks as the 5th largest producer of paper in the world. However, the Indian Paper Industry accounts for a mere 5.3% of global paper demand. Paper industry in the country is highly fragmented with around 900 mills across the country with capacity ranging from 10-15 MTs per day to 1000 MTs plus per day. Out of this, nearly 370 mills are closed. While total annual installed capacity is estimated at 29 Million Tons approximately but the operating capacity at present is estimated at 24 million tons per annum. Considering estimated capacity utilization at 89%, production of paper, paper board and newsprint is estimated at 21.70 million tons/year while consumption is estimated at 21.50 million tons/year. Exports at 2.50 Million tons/year almost match the imports. Based on the raw material used, Paper Mills are divided into three categories namely wood-based, agro-based and waste paper based [recycled fiber]. Your Company uses agro residues, viz. wheat straw, kangaroo grass, baggase as the primary raw material. In our country almost 75% of paper production comes from waste paper based mills while agro based mills contribute hardly 6% and balance is contributed by wood based mills.

The four key Paper and Board categories are: Newsprint, writing and printing papers, Paper Boards for packaging applications, Tissue Papers & other Specialty Papers. The global paper industry continues to grow at a compounded annual growth rate of 0.5% to 1.0% though largely due packaging segment. The industry has witnessed some decline in the writing & printing paper segment, a paradigm shift from the demand perspective due to rising impact of digitization. On the other hand, packaging paper segment is rising with growing demand for packaging from e-commerce, food and food products, FMCG and the pharmaceutical sector.

The Indian paper market is the fastest growing market largely on account of packaging segment. The domestic market for writing & printing is still growing although long term perspective for newsprint & cream wove is not that bright. Market share of these categories has come down from roughly 50% to 30% in the last decade. The paper consumption in India is likely grow @ 6 % annual and may reach around 30 million tons in the next 5years. This is likely to occur due to mainly emphasis on education and literacy coupled with growth in organized retail/e-commerce. The paper industry holds immense potential for growth in India as its per capita consumption is one of the lowest at 15 kgs as against world's average of around 57kgs. Besides this, ban on single use plastic, being harmful from environmental aspect, is expected to gradually create more avenues for paper specially packaging sector.

Paper industry is facing challenges on technical front to bring out new products, innovate and transform for green manufacturing. In the coming years, sustainability shall be defined by capability to innovate, adapt and transform from time to time. Obligations towards Environment and society will immensely impact the operational viability.

Post Covid-19 pandemic, the Russia-Ukraine conflict derailed the world economies, causing uncertainty and inflationary conditions all around. Though GDP output in many countries rebounded after the waning of covid and International trade had picked up yet high commodity prices and rising interest rates continue to put pressure on the growth outlook.

The Paper industry has finally recovered post Covid and even weathered past the global impact of Russia-Ukraine war. With the initiatives of Indian Government like National Education policy (NEP) 2020, Samagra Shiksha Scheme, National Initiative for Proficiency in Reading with Understanding and Numeracy (NIPUN) Bharat Mission etc and higher budgetary allocation for education sector in Union Budget, it is expected that the demand for writing and printing paper will continue to increase.

One of the main challenge faced by domestic Paper industry is availability of raw materials in adequate quantity. India is a fiber deficient country whether it is wood, agricultural residue or recycles fiber/waste paper. Since the raw material is a major cost component of the production of paper, this lone component adversely affects the cost competitiveness of the Indian Industry as compared to others competing countries.

The paper industry is working in the direction of adopting innovative technologies which could enable it to increase the production with better efficiencies. With more emphasis on proper utilization of agro-residuals which are typically burnt, the availability of agricultural waste can be further improved for the paper industry. Innovations are taking place for proper utilization of agro-residuals, which shall instead be used in the paper industry, and will further supplement farmer's income while also regulating pollution levels.

**FINANCIAL PERFORMANCE AND ANALYSIS**

The discussions in this section relate to the financial results pertaining to the year ended March 31, 2023 prepared in accordance with the Indian Accounting Standards [referred to as 'Ind AS'] prescribed under section 133 of the Companies Act, 2013, read with the Companies [Indian Accounting Standards] Rules, as amended from time to time. Significant accounting policies used in the preparation of the financial statements are disclosed in the notes to the financial statements.

The following table gives an overview of the financial results of the Company.

(₹ in lakhs)

	Year ended 31 March 2023	% of Revenue	% Growth/(Fall)	Year ended 31 March 2022	% of Revenue
Revenue from operations	86,553.04	100.00%	48.10%	58,443.34	100.00%
Earnings before interest, tax, depreciation and amortisation (before other income)	10,675.32	12.33%	965.20%	1,002.19	1.71%
Profit Before Tax (PBT)	9,372.54	10.83%	681.92%	1,198.66	2.05%
Profit after tax attributable to shareholders of the Company	7,280.42	8.41%	641.64%	981.66	1.68%
Earnings per share (in ₹)	53.14	-	638.05%	7.20	-

Previous year's figures have been regrouped for comparison with current year's presentation where ever necessary.

**KEY FINANCIAL RATIOS**

In accordance with the SEBI [Listing Obligations and Disclosure Requirements 2018] [Amendment] Regulations, 2018, the Company is required to give details of significant changes [change of 25% or more as compared to the immediately previous financial year] in key financial ratios. The Company has identified the following ratios as key financial ratios:

	Unit	Year ended 31 March 2023	Year ended 31 March 2022	% Change
Current Ratio	times	1.84	1.29	42.32
Debt-equity Ratio	"	0.14	0.27	46.53
Debt service coverage Ratio	"	7.46	0.82	812.41
Inventory turnover Ratio	"	11.92	9.88	20.68
Trade Receivable turnover Ratio	"	25.11	20.03	25.37
Trade Payables Ratio	:	10.01	7.81	28.14
Net Profit Ratio	%	10.83	2.05	427.97
Return on Capital Employed	%	28.73	6.11	370.21

**RATIOS WHERE THERE HAS BEEN A SIGNIFICANT CHANGE AS COMPARED TO PREVIOUS YEAR**

The repayment of Non Current borrowings resulted in improvement in Debt Equity Ratio. The Current ratio improved due to increase in investments. Faster Recovery of Receivables improved Trade receivable turnover ratio. Trade Payable Ratio improved significantly during the year as the performance during the year was better. During the year, the situation improved Post Covid-19 and cash flows, turnover and earnings of the Company have improved as compared to the previous year resulting improvement in Debt Service coverage Ratio, Net Profit Ratio and Return on Capital employed.

**INTERNAL CONTROL SYSTEMS AND THEIR ADEQUACY**

The Company has well defined internal control system that corresponds to the size, scope and complexities of its activities. The Company takes abundant care to design, review and monitor the working of its internal control system. Internal controls are also in place to guarantee that all assets are safeguarded and protected against loss due to unauthorized use or disposition, and that transactions are properly authorized, recorded, and reported. Internal Audit in the organization is an independent appraisal activity and it measures the efficiency, adequacy and effectiveness of other controls in the organization. All significant issues are brought to the attention of the Audit Committee of the Board.

**HUMAN RESOURCE DEVELOPMENT AND INDUSTRIAL RELATIONS**

The human resources development function of the Company is guided by a strong set of values and policies. Your company strives to provide the best work environment with ample opportunities to grow and explore. Your company maintains a work environment that is free from undue stress and harassment. Company enjoys excellent relationship with its personnel and considers them as an essential part of the organization.

Development and well-being of people working for the Company has been a corner stone of the management policy. This is reflected through very low employees' turnover at all levels including workers, staff, officers and managers. Company lays special emphasis on staff training and retraining through internal workshops and also nominating staff/officers to various training programs. The total number of permanent employees in the Company is 1355 as on 31st March, 2023. The employee relations continue to be cordial and harmonious at all the locations of the Company.

**CORPORATE SOCIAL RESPONSIBILITY INITIATIVES**

The discussion under this section mentions and specifies the CSR policies of the company. Through the year 2022-2023, the company took the following initiatives to make positive contributions in the society:

- 1) Promoting education and literacy by bearing the education expenses of girl students, offering free of cost skill training such as computers, stitching etc. to women, setting up a library and science lab at Guru Jagtar Singh Model High School and distributing over 12000 notebooks to needy students in surrounding schools.
- 2) Providing better medical care and aid to the needy patients at DMCH Ludhiana, providing latest ophthalmic instruments to the local eye hospital, by organizing medical camps for blood donation and eye care

**OUTLOOK**

Soon after the Covid-19 showed signs of waning, the market for writing & printing paper started opening up & demand started improving. It sprung up with full force and enthusiasm during the year. The industry recovered well from economic downturn and uncertainty caused firstly by covid pandemic and then by Russia-Ukraine war.

There are some positive developments for the paper industry in India. There are some mega trends influencing the paper industry such as rapid urbanization, increase in disposable income and sustainable trends. After recording sterling performance during the year 2022-23, we are expecting repeat performance of the industry in FY 2023-24 too. Implementation of National Education Policy (NEP) 2020 and Samagra Shiksha Scheme along with other measures by Indian Government in field of education should also significantly contribute to the demand for writing and printing paper thereby giving boost to expectations of rewarding years ahead.

Attempts by the Government to aggressively push substitute to single use plastic is going to support sustainable products such as paper. In recent years, India has become one of the largest consumers of paper and paper board products though per capita consumption in India is much lower than world's average. Although packaging is leading the growth story yet writing & printing paper is also proliferating due to increasing business activity and development of education sectors. The market size for writing & printing paper is quite good but not as big as the packaging segment. Thus domestic market opportunities are quite promising and healthy. Further cost of manufacturing in India is quite competitive as compared to China and thus India may gain and corner major chunk of global demand.

**CAUTIONARY STATEMENT**

Statements in this report on Management discussion and analysis relating to the Company's objectives, estimates, expectations or predictions may be forward looking statements within the meaning of applicable security laws or regulations. These statements are based upon certain assumptions and expectations of future events. Actual results could however differ materially from those expressed or implied. Important factors that could make a difference to the Company's operations include global and domestic demand-supply conditions, selling prices, raw material costs and availability, changes in government regulations and tax structure, general economic developments in India and abroad, factors such as litigation, industrial relations and other unforeseen events.

The Company assumes no responsibility in respect of forward looking statements made herein which may undergo changes in future on the basis of subsequent developments, information or events. Market data and product information contained in this report is gathered from published and unpublished reports and their accuracy cannot be assured.



**REPORT ON CORPORATE GOVERNANCE****1. Company's philosophy of Corporate Governance**

At Shreyans, we believe that Corporate Governance is a powerful medium of serving the long term interests of all the stakeholders. The Company seeks to achieve the goal by ensuring that timely and accurate disclosures are made in an easily understood manner on all matters relating to the financial situation, performance, ownership and governance of the Company.

The Company is in compliance with the requirements of the guidelines on corporate governance stipulated under listing regulations. The Company has adopted a Code of Conduct for members of the Board and senior management and the same has been posted on the website of the Company. All Directors and other officials have affirmed in writing their adherence to the above code.

**2. Board of Directors****(a) Composition**

The Company has an Executive Chairman and the number of independent directors is not less than half of the total strength of the Board. The Company has complied with the requirements of listing regulations in respect of composition of Board of Directors. None of the independent directors have any pecuniary relationship (except sitting fee) or transactions with the company.

**(b) Attendance of each Director at the Board Meetings and the last Annual General Meeting (AGM):**

Name of the Director	DIN	Category of Directorship	No. of Board Meetings attended	Attendance at the last AGM
Rajneesh Oswal Chairman & Managing Director	00002668	Promoter & Executive Director	4	Yes
Vishal Oswal Vice-Chairman & Managing Director	00002678	Promoter & Executive Director	4	No
Kunal Oswal Whole time Director	00004184	Promoter & Executive Director	4	Yes
Prem Kumar Independent Director	00051349	Non-Executive Director	4	Yes
Ramesh Chander Juneja Independent Director (upto 14th Nov., 2022)	07804729	Non-Executive Director	2	Yes
Ravinder Kumar Independent Director (w.e.f 14th Nov., 2022)	09733167	Non-Executive Director	1	No
Pratibha Goyal Independent Director	07174666	Non-Executive Director	3	Yes
Krishan Sethi Independent Director (w.e.f. 20th May, 2022)	00157646	Non-Executive Director	4	Yes

**(c) Number of Companies or Committees in which the Director of the Company is a Director/Member/Chairman: -**

Name of the Director	No. of Directorships in all public companies*	Membership of the Board Committees in all Public Companies**	Chairmanship of the Board Committees in all Public Companies**	Directorship in other listed entity and category
Rajneesh Oswal	2	3	---	Adinath Textiles Ltd. (Chairman & Managing Director)
Vishal Oswal	2	2	---	Adinath Textiles Ltd. (Vice-Chairman & Managing Director)
Kunal Oswal	1	---	---	---
Prem Kumar	3	2	2	---
Ravinder Kumar	3	2	2	1. Shreyans Financial and Capital Services Ltd. 2. Adinath Textiles Limited (Non-Executive Independent Director in all above listed Companies)
Pratibha Goyal	3	2	2	---
Krishan Sethi	3	2	0	1. Shreyans Financial and Capital Services Ltd. 2. Adinath Textiles Limited (Non-Executive Independent Director in all above listed Companies)

- \* including Shreyans Industries Ltd. and excluding private limited companies, foreign companies, unlimited liability companies and Companies under section 8 of the Companies Act, 2013.
- \*\* Board Committee for this purpose includes Audit Committee and Stakeholder's Relationship Committee of Public Limited companies (including committees of Shreyans Industries Ltd.)
- (d) Four Board Meetings were held during the Financial Year 2022-23 on 20<sup>th</sup> May 2022, 09<sup>th</sup> August 2022, 14<sup>th</sup> November 2022 and 09<sup>th</sup> February 2023.
- (e) The Board of Shreyans Group comprises of qualified members bringing the required skills, expertise and competence to give fruitful contributions to achieve highest standards of Corporate Governance. The Board has identified the following skills/ expertise/competencies fundamental for the effective functioning of the Company.

Business Dynamics & Leadership	Understanding of business dynamics, across various markets, industry verticals and regulatory jurisdictions.
Strategy and Planning	Appreciation of long-term trends, strategic choices and experience in guiding and leading management teams to make decisions in uncertain environments.
Governance	Experience in developing governance practices, serving the best interests of all stakeholders, maintaining board and management accountability, building long-term effective stakeholder engagements and driving corporate ethics and values.

DIRECTORS AS ON 31ST MARCH 2023	Attributes		
	Business Dynamics & leadership	Strategy and Planning	Governance
Rajneesh Oswal	✓	✓	✓
Vishal Oswal	✓	✓	✓
Kunal Oswal	✓	✓	✓
Prem Kumar	✓	✓	✓
Ravinder Kumar	✓	✓	✓
Krishan Sethi	✓	✓	✓
Pratibha Goyal	✓	✓	✓

(f) The Board of Directors hereby confirms that in its opinion, the Independent Directors of the Company fulfill the conditions as specified in the SEBI (Listing Obligations and Disclosure Requirements) Regulations and are independent of the management.

(g) Mr. Ramesh Chander Juneja, Independent director of the Company Resigned before the expiry of his term w.e.f. 14th November, 2022 on account of his pre-occupations and health reasons. The Board has already taken note of his Resignation.

During the year all the relevant information required was placed before the Board and decisions taken at the Board Meeting are promptly communicated to the concerned Unit(s)/ Department(s). Actions taken on the decisions on the previous meeting are reported at the succeeding meeting of the Board. Board periodically reviews the compliance of various laws and regulations applicable to the company.

#### Board Evaluation

Pursuant to the provisions of the Companies Act, 2013 and Listing Regulations, a system has been put in place to carry out performance evaluation of the Board, its Committees and individual directors. An appraisal format has been devised covering various aspects of the Board's functioning such as adequacy of composition of the board and its Committees, board process, culture and accountability etc. Similarly, a separate format is also formulated for carrying out evaluation of the performance of individual Directors including the Chairman of the Board, which inter-alia include parameters such as level of engagement and contribution, understanding of industry and global trends, and independence of judgment etc.

#### Board Familiarization Programme

At the time of appointing a Director, a formal letter of appointment is given to him/her, which inter alia explains the role, functions, duties and responsibilities expected from him/her as a Director of the Company. The Director is also explained in detail the compliance required from him/her under the Companies Act, 2013, Listing Regulations and other relevant laws/regulations.

The above initiatives help the Director to understand the Company, its business and the regulatory framework in which the Company operates and equips him/her to effectively fulfill his/her role as Director of the Company. The details of familiarization programmes have been posted on the website of the Company.

### 3. Audit Committee

#### i. Terms of Reference:

The Company has duly constituted Audit Committee, the scope of which is quite comprehensive and is in conformity with the provisions of the Companies Act, 2013 and Listing Regulations.

All the financial statements of the Company are first reviewed by the Audit Committee before presentation to the Board of Directors. The Audit committee discusses the reports of Statutory Auditors, Internal Auditors, Secretarial Auditors as well as Cost Auditors of the company. The appointment of Statutory, Secretarial and Cost Auditors are recommended by the Audit Committee. It also reviews the Company's financial and risk management policies, management discussion and analysis of financial condition, results of operations and statement of significant related party transactions at periodic basis including omnibus approval and review thereof.

**ii. Composition, Name of Members, Chairperson and attendance:**

Name of Member	Designation	Meetings Attended
Pratibha Goyal	Chairperson	3
Prem Kumar	Member	4
Ramesh Chander Juneja (upto 14th November, 2022)	Member	2
Ravinder Kumar (Appointed w.e.f. 14th November, 2022)	Member	1
Rajneesh Oswal	Member	4

iii. Four Meetings of the Audit Committee were held during Financial Year 2022-23 on 20th May 2022, 9th August 2022, 14th November 2022 and 9th February 2023.

The Company Secretary acts as Secretary to the Committee.

**4. Nomination and Remuneration Committee**

**i. Terms of Reference:**

The terms of reference of this Committee are wide enough covering the matters specified under the Companies Act, 2013 and Listing Regulations.

**ii. Composition, Name of Members, Chairperson and attendance:**

Three meetings of the Nomination and Remuneration Committee were held during the Financial Year 2022-23 on 20th May 2022, 14th November 2022 and 9th February 2023.

Name of Member	Designation	Meetings Attended
Pratibha Goyal	Chairperson	2
Prem Kumar	Member	3
Ramesh Chander Juneja (upto 14th November, 2022)	Member	1
Ravinder Kumar (Appointed w.e.f. 14th November, 2022)	Member	1

The Company Secretary acts as Secretary to the Committee.

**iii. Nomination and Remuneration Policy**

The Nomination and Remuneration policy of the Company is designed to attract, motivate and retain manpower in competitive market. The Key provisions of such policy are given in Board's Report.

**iv. Remuneration of Directors**

**A. Executive Directors**

(₹ in lakhs)

Name and Designation	Remuneration				
	Basic Salary	Provident Fund	Other Benefits	Commission*	Total
Rajneesh Oswal Chairman & Managing Director	398.46	7.20	2.00	309.33	716.99
Vishal Oswal Vice-Chairman & Managing Director	398.56	7.20	1.90	309.33	716.99
Kunal Oswal Whole time Director	24.00	2.88	2.03	---	28.91

\*Payable after the approval of members as provided in the Notice of AGM.

The appointment and remuneration of the Managing Directors and Wholetime Director are subject to the respective agreements executed with them. Notice period from either party has been fixed at six months. The Company shall be liable to pay severance fee as per the individual contract.

**B. Non- Executive Directors**

The Non-Executive Directors are paid the sitting fee or reimbursement of out of pocket expenses incurred by them for attending the meeting of Board or any committee thereof. The sitting fee amount is within the limits prescribed under the Companies Act, 2013 and rules made there under. No other payment is made to any of the Non-executive Director. No stock option has been given to any of the Directors, including Executive Directors.

(₹ in lakhs)

Name	Sitting Fees for Board Meetings	Sitting Fees for Committee Meeting /s	Total
Prem Kumar	0.80	0.60	1.40
Ramesh Chander Juneja	0.40	0.25	0.65
Ravinder Kumar	0.20	0.15	0.35
Pratibha Goyal	0.60	0.40	1.00
Krishan Sethi	0.60	---	0.60

**5. Stakeholders Relationship Committee**

The Board has formed an investors' Grievance Committee named as Stakeholder's Relationship Committee to specifically look into the Redressal of investors' complaint like transfer of shares, non-receipt of balance sheet or non-receipt of credit of shares into the De-mat account etc. The committee also approves issue of duplicate share certificate(s) and other related matters and oversees and reviews all matters connected with the share transfer.

**i. Composition**

Name of Member	Designation	Meetings Held	Meetings Attended
Pratibha Goyal	Chairperson	7	7
Rajneesh Oswal	Member	7	7
Vishal Oswal	Member	7	5

ii. Ms. Ruchita Vij, Company Secretary is the compliance officer and acts as secretary to the committee(s). The Company has designated the email id cs@shreyansgroup.com for the purpose of registering complaints by investors electronically. The email id is displayed on the company's website.

iii. The details regarding the investor's complaints are as under:

Particulars	Number of Complaints	Particulars	Number of Complaints
Pending as on 01.04.2022	0	Resolved during the year	30
Received during the year	30	Pending as on 31.03.2023	0

**6. Corporate Social Responsibility**

In compliance with the provisions of Section 135 of the Companies Act, 2013, the Board has constituted "Corporate Social Responsibility Committee." One meeting of the Corporate Social Responsibility Committee was held during the Financial Year 2022-23 on 20th May 2022.

The composition of the committee as at March 31, 2023 and details of member's participation at the meeting of the committee are as under:

Name of Member	Designation	Meetings Held	Meetings Attended
Rajneesh Oswal Chairman & Managing Director	Chairman	1	1
Vishal Oswal Vice-Chairman & Managing Director	Member	1	1
Prem Kumar Independent Director	Member	1	1
Ramesh Chander Juneja Independent Director (upto. 14 Nov., 2022)	Member	1	---
Ravinder Kumar Independent Director (Appointed w.e.f. 14 Nov., 2022)	Member	---	---

The Company Secretary acts as Secretary to the Committee.

#### 7. Independent Director's Meeting

During the year, the Independent Directors met on 09th February, 2023 to:

- ♦ Review the performance of Non-Independent Directors and the Board as a whole.
- ♦ Review the performance of the Chairman of the Company, taking into account the views of Executive Directors and Non-Executive Directors.
- ♦ Evaluate the quality, quantity and timeliness of flow of information between the Company Management and the board that is necessary for the Board to effectively and reasonably their duties.

#### 8. General Body Meetings

(i) Location and time where last three Annual General Meetings were held:

Financial Year	Date of A.G.M.	Time	Venue	No. of Special Resolution Passed
2021-22	19 <sup>th</sup> August, 2022	11.00 A.M.	Regd. Office of the Company at Vill. Bholapur, P.O. Sahabana, Chandigarh Road, Ludhiana-141 123	1
2020-21	31 <sup>st</sup> August, 2021	11.00 A.M.	Regd. Office of the Company at Vill. Bholapur, P.O. Sahabana, Chandigarh Road, Ludhiana-141 123	0
2019-20	30 <sup>th</sup> Sept., 2020	03.00 P.M.	Regd. Office of the Company at Vill. Bholapur, P.O. Sahabana, Chandigarh Road, Ludhiana-141 123	6

#### (ii) Postal Ballot

During the year under review, one resolution was passed through Postal Ballot to approve the appointment of Mr. Ravinder Kumar (DIN: 09733167) as an Independent Director w.e.f. 14th November, 2022..

#### 9. Disclosures

- i. The details of related party transactions are placed before Audit Committee and these are disclosed in the Notes on Account to the Balance Sheet. For the year 2022-23, there was no transaction of material nature with related parties, which are not in the normal course of business.
- ii. The Company is in compliance with the requirements of the Stock exchanges, SEBI and other statutory authorities on all matters relating to the capital market during the last three years. The Company has complied with all mandatory requirements of clause Listing Regulations on corporate governance. The Company has followed accounting treatment as prescribed in Accounting Standards applicable to the Company. There were no penalties or strictures imposed on the company by Stock Exchanges or SEBI, any statutory authority on any matter related to the above.
- iii. The Company has a Whistle Blower Policy in place for employees to report concerns about unethical behavior. No personnel have been denied to approach the Management or the Audit Committee on any issue.
- iv. Mr. Rajneesh Oswal, Chairman & Managing Director, Mr. Vishal Oswal, Vice Chairman & Managing Director and Mr. Kunal Oswal, whole time Directors, are real brothers. No other director is having any relationship with each other.
- v. All the necessary disclosures/policies/codes/intimations etc under the Companies Act, 2013, SEBI (LODR) Regulations, as amended from time to time and other enactments etc are uploaded under separate section "INVESTORS" on website of the Company i.e. www.shreyansgroup.com.

**10. Means of Communication**

i	Quarterly Results	Published in the newspapers every quarter
ii	Newspapers wherein results normally published	The Economic Times and Dosh Sewak
iii	Any website, where results are displayed	<a href="http://www.shreyansgroup.com">www.shreyansgroup.com</a>
iv	Whether it also displays official news releases	NA
v	The presentations made to Institutional Investors or to the Analysts	NA

**Online Filing:** Periodical compliance filings like shareholding pattern, corporate governance report, announcements, corporate actions etc. have been filed electronically on NSE-NEAPS and BSE –Corporate Compliance & Listing Centre.

**SCORES (Sebi Complaints Redressal System):** The Investor Complaints are processed in a centralized web based complaints Redressal system on [www.scores.gov.in](http://www.scores.gov.in), a website maintained by SEBI (Securities and Exchange Board of India). The main feature of this system is central database of all complaints, online upload of action taken reports (ATR's) by the concerned companies and online view by investors of action taken on complaints and its current status. The Company had dispose of all the pending complaints filed through scores.

**11. General Shareholder Information****i. AGM: Date, Time and Venue**

Date & Time: 10<sup>th</sup> August 2023 at 11.00 a.m.

Place: Regd. office of the Company at Village Bholapur, P.O. Sahabana, Chandigarh Road, Ludhiana -141 123

**ii. Financial Year**

The Company's Financial Year starts from 1<sup>st</sup> April every year and conclude on 31<sup>st</sup> March, next year.

**iii. Date of Book Closure**

The Register of Members and Share Transfer books of the Company shall remain closed from 04<sup>th</sup> August 2023 to 10<sup>th</sup> August 2023 (both days inclusive), for the purpose of payment of dividend, if any and AGM, for both physical and electronic segments.

**iv. Dividend Payment date (tentative)**

Credit or dispatch of dividend warrants tentatively between 17<sup>th</sup> August 2023 to 6<sup>th</sup> September 2023.

**v. Listing on Stock Exchanges**

The Equity shares of the Company are listed at the Bombay Stock Exchange Limited and the National Stock Exchange of India Limited.

Company has paid up to date listing fee to the Bombay Stock Exchange Limited and the National Stock Exchange of India limited.

**Stock Code**

<b>Bombay Stock Exchange Limited</b>	516016	<b>ISIN</b>	INE231C01019
<b>National Stock Exchange of India Limited</b>	SHREYANIND	<b>Corporate Identification Number</b>	L17115PB1979PLC003994

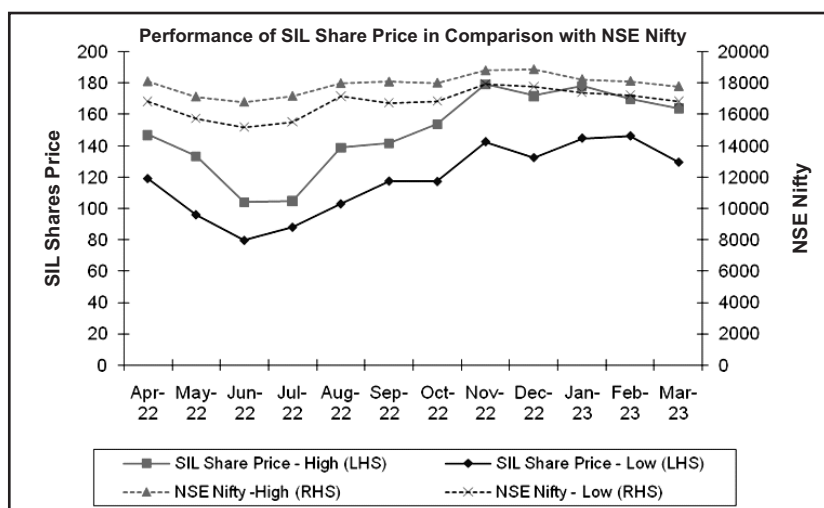
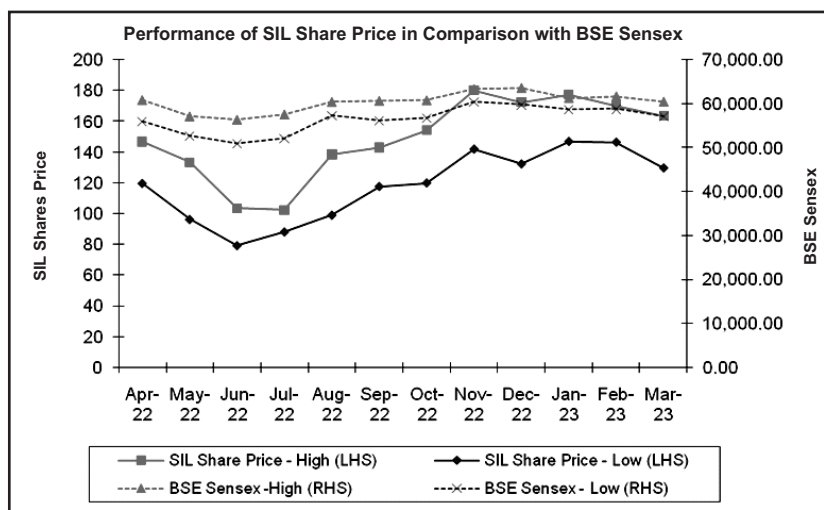
**vi. Market Price Data: High, Low during each month in last Financial year**

The monthly high and low stock quotations during the last Financial Year at BSE and NSE are given below along with comparison to Broad Based BSE Sensex and NSE Nifty.

Month & Year	Share price at Bombay Stock Exchange Limited		Share Price at National Stock Exchange of India Ltd	
	High	Low	High	Low
<b>Apr - 22</b>	146.75	119.65	147.00	119.10
<b>May - 22</b>	133.25	96.15	133.35	96.00
<b>Jun - 22</b>	103.15	79.10	104.20	79.60
<b>Jul - 22</b>	102.30	88.05	105.00	88.00
<b>Aug - 22</b>	138.45	98.95	138.90	102.95
<b>Sep - 22</b>	142.75	117.65	141.65	117.50
<b>Oct - 22</b>	154.05	119.95	153.90	117.25

Month & Year	Share price at Bombay Stock Exchange Limited		Share Price at National Stock Exchange of India Ltd	
	High	Low	High	Low
Nov - 22	180.00	142.00	179.20	142.70
Dec - 22	172.30	132.35	171.95	132.50
Jan - 23	177.30	147.00	178.20	145.00
Feb - 23	170.10	146.50	169.80	146.40
Mar - 23	163.60	129.75	164.00	129.60

vii. Performance in comparison to broad-based indices such as BSE Sensex, CRISIL index etc.



**viii. Registrar and Share Transfer Agent**

Name : Skyline Financial Services (P) Ltd.  
 Address : D-153/A 1<sup>st</sup> Floor, Okhla Industrial Area, Phase -1  
 New Delhi-110 020  
 Phone No. : 011-26812682-83-84, Fax No.: 011-26812682  
 Contact Person : Mr. Subhash Aggarwal, Director / Mr. Virender Rana, Vice-President

**ix. Share Transfer System**

The Company's shares are in compulsory dematerialized list and are transferable through depository system. Shares in physical form are processed and approved by M/s Skyline Financial Services Pvt. Ltd., the Registrar and Transfer Agents and approved/taken note of by the Stakeholder's Relationship Committee. The physical share transfers are generally processed within a period of 15 days from the date of receipt of transfer documents by M/s. Skyline Financial Services Pvt. Ltd.

**Shareholders who hold shares in the physical form and wish to make Change/ nomination in respect of their shares in the company, as permitted under Companies Act, 2013 may submit the same to Registrars & Transfer Agents of the company in the prescribed Form. The said form is available on the website of the company at [www.shreyansgroup.com](http://www.shreyansgroup.com).**

**x. DISTRIBUTION OF EQUITY SHARE CAPITAL AS ON : 31.03.2023:**

Shareholding Nominal Value (₹)	No of Shareholders	% to Total Numbers	Shareholding Amount (₹)	% to Total Amount
Up To 5,000	14224	93.96	1,18,77,900.00	8.59
5,001 To 10,000	458	3.03	35,99,940.00	2.60
10,001 To 20,000	224	1.48	33,28,320.00	2.41
20,001 To 30,000	70	0.46	17,25,310.00	1.25
30,001 To 40,000	31	0.20	11,01,320.00	0.80
40,001 To 50,000	28	0.18	13,14,240.00	0.95
50,001 To 1,00,000	41	0.27	30,63,010.00	2.22
1,00,000 and Above	63	0.42	11,22,35,460.00	81.18
<b>TOTAL</b>	<b>15139</b>	<b>100.00</b>	<b>1,38,245,500.00</b>	<b>100.00</b>

**xi. Dematerialisation of shares and Liquidity**

As on 31.03.2023, 97.17% of total paid up share of the Company is held with depositories in dematerialized form. The Equity shares of the Company are regularly traded at the BSE and NSE.

**xii. Outstanding GDRs/ADRs/ Warrants or any Convertible instruments conversion date and likely impact on equity**

The Company has not issued any GDR's/ADR's. The Company has not allotted any equity share during the financial year 2022-23.

**xiii. Location of Plants:**

- (a) Shreyans Papers, Ahmedgarh, Distt. Malerkotla (Punjab)  
 (b) Shree Rishabh Papers, Vill. Banah, Distt. S.B.S Nagar (Punjab)

**xiv. Address for correspondence:****Registered Office:**

Shreyans Industries Limited  
 Vill. Bholapur, P.O. Sahabana, Chandigarh Road, Ludhiana (India)-141123  
 Ph. : 76258-49370, 98764-00948  
 Email : [atl@shreyansgroup.com](mailto:atl@shreyansgroup.com), [cs@shreyansgroup.com](mailto:cs@shreyansgroup.com)  
 Website : [www.shreyansgroup.com](http://www.shreyansgroup.com)



- xv. List of all credit ratings obtained by the entity along with any revisions thereto during the relevant financial year:  
During the year under review, CARE Ratings Limited has reviewed the external credit rating for the Long Term, Short term Bank facilities and Fixed Deposits of the company and has reaffirmed and assigned the rating. The facility wise rating is as under:

Facilities	Amount (₹ /Cr)	Upgraded Rating
Long Term Bank Facilities	40.42	CARE A -; STABLE (SINGLE A MINUS; OUTLOOK: STABLE)
Short Term Bank Facilities	44.00	CARE A2 + (A TWO PLUS)
Medium Term instruments- Fixed deposits	5.94	CARE A -; STABLE (SINGLE A MINUS; OUTLOOK: STABLE)

- xvi. The Company has paid remuneration of ₹9.65 lakhs for FY 2022-23 for all services, on a consolidated basis for the Company to the Statutory Auditor and all entities in the network firm/network entity of which the statutory auditor is a part.

- xvii. Transfer of unclaimed/unpaid amounts to the Investor Education and Protection Fund (IEPF):

Pursuant to Section 124 and other applicable provisions, if any, of the Companies Act, 2013, all unclaimed/unpaid dividend, application money, debenture interest and interest on deposits as well as the principal amount of debentures and deposits, as applicable, remaining unclaimed/unpaid for a period of seven years from the date they became due for payment, in relation to the Company shall be transferred to the Investor Education and Protection Fund.

During the Financial Year 2021-22, unclaimed/unpaid dividends declared for Financial Year 2014-15 amounting to ₹10.88 lakhs and corresponding 37,521 equity shares (whose dividend is unpaid/unclaimed for seven consecutive years) due on 11th September 2022 have been transferred to the Investor Education and Protection Fund [IEPF] as per timelines and procedure prescribed under the Companies Act 2013 read with concerned IEPF Rules.

The following table contains the information relating to unpaid dividend accounts as on 31st March 2023 and their proposed due dates of transfer to IEPF.

Financial Year	Date of declaration	Due date for IEPF transfer
2015-16	10-Aug-2016	09-Sep-2023
2016-17	07-Sept-2017	07-Oct-2024
2017-18	10-Aug-2018	09-Sept-2025
2018-19	15-Jul-2019	14-Aug-2026
2019-20	11-Feb-2020	12-Mar-2027
2020-21	31-Aug-2021	30-Sept-2028
2021-22	19-Aug-2022	18-Sept-2029

**DECLARATION BY THE MANAGING DIRECTOR UNDER REGULATIONS 26(3) OF THE LISTING REGULATIONS**

To,  
The Members,  
Shreyans Industries Ltd.  
Ludhiana

I hereby confirm that all Board Members and Senior Management Personnel have affirmed compliance with the code of conduct for the Directors and Senior Management Personnel as approved by the Board, for the Financial Year ended 31<sup>st</sup> March, 2023 in terms of regulations 26(3) of SEBI (Listing Obligations and Disclosure Requirements) Regulations, 2015.

Place : Ludhiana

Date : 12th May, 2023

**Rajneesh Oswal**

**Chairman & Managing Director**

**(DIN: 00002668)**

**CMD & CFO CERTIFICATION**

To  
The Members,  
Shreyans Industries Ltd.,  
Ludhiana

- a) We have reviewed financial statements and the cash flow statements for the year ended 31<sup>st</sup> March, 2023 and that to the best of our knowledge and belief:
- these statements do not contain any materially untrue statement or omit any material fact or contains statements that might be misleading;
  - these statements together present a true and fair view of the company's affairs and are in compliance with existing accounting standards, applicable laws and regulations.
- b) There are, to the best of our knowledge and belief, no transactions entered into by the company during the year which are fraudulent, illegal or violative of the company's code of conduct.
- c) We accept responsibility for establishing and maintaining internal controls for financial reporting and that we have evaluated the effectiveness of internal control systems of the company pertaining to financial reporting and we have disclosed to the Auditors and the Audit Committee, deficiencies in the design or operation of such internal controls, if any, of which we are aware and the steps we have taken or propose to take to rectify these deficiencies.
- d) We have indicated to the Auditors and the Audit Committee
- significant changes in internal control over financial reporting during the year;
  - significant changes in accounting policies during the year and the same have been disclosed in the notes to the financial statements; and
  - instances of significant fraud of which we have become aware and the involvement therein, if any, of the management or an employee having a significant role in the company's internal control system over financial reporting.

**Rajneesh Oswal**

**Chairman & Managing Director**

**(DIN: 00002668)**

Place : Ludhiana

Date : 12th May, 2023

**R. K. Mahajan**

**Chief Financial Officer**

**Practising Company Secretary Certificate on Compliance with the condition of Corporate Governance**

To  
The Members  
Shreyans Industries Ltd

We have examined the compliance of conditions of corporate governance by Shreyans Industries Limited (the company) for the year ended 31<sup>st</sup> March, 2023 as stipulated under the relevant provisions of Securities and Exchange Board of India (Listing Obligations and Disclosure Requirements) Regulations, 2015. ('Listing Regulations')

The compliance of conditions of corporate governance is the responsibility of the management. Our examination was limited to review of procedures and implementation thereof, adopted by the company, for ensuring the compliance of the conditions of corporate governance. It is neither an audit nor an expression of opinion on the financial statements of the company.

In our opinion and to the best of our information and according to the explanations given to us, we certify that the Company has complied with the conditions of corporate governance as stipulated in the above mentioned listing regulations, as applicable.

We further state that such compliance is neither an assurance as to the future viability of the company nor the efficiency or effectiveness with which the management has conducted the affairs of the company.

**For P. S. Bathla & Associates  
Company Secretaries**

**(P. S. Bathla)**

**M. No. 4391**

**C. P. No. 2585**

Place : Ludhiana  
Dated : 12th May, 2023

**Certificate from Company Secretary in Practice  
(Pursuant to clause 10 of Part C of Schedule V of LODR)**

In pursuance of sub clause (i) of clause 10 of Part C of Schedule V of the SEBI (Listing Obligations and Disclosure Requirements) Regulations, 2015; in respect of Shreyans Industries Limited (CIN: L17115PB1979PLC003994), I hereby certify that:

On the basis of written representation/declaration received from the Directors and taken on record by the Board of Directors, as on 31<sup>st</sup> March, 2023 none of the Directors on the Board of the Company has been debarred or disqualified from being appointed or continuing as Director of Companies by the SEBI/Ministry of Corporate Affairs or any such statutory authority.

**For P. S. Bathla & Associates  
Company Secretaries**

**(P. S. Bathla)**

**FCS No. 4391**

**C. P. No. 2585**

Place : Ludhiana  
Dated : 12th May, 2023

**INDEPENDENT AUDITORS' REPORT****To****The Members,  
Shreyans Industries Limited****Report on the Audit of the Financial Statements****Opinion**

We have audited the accompanying financial statements of **Shreyans Industries Limited** ('the Company'), which comprise the Balance Sheet as at 31st March 2023, and the Statement of Profit and Loss (including Other Comprehensive Income), the Statement of Changes in Equity, the Statement of Cash flows for the year then ended and notes to the financial statements, including a summary of the significant accounting policies and other explanatory information (hereinafter referred to as "the financial Statements").

In our opinion and to the best of our information and according to the explanations given to us, the aforesaid financial statements give the information required by the Companies Act, 2013 ("the Act") in the manner so required and give a true and fair view in conformity with the Indian Accounting Standards prescribed under section 133 of the Act read with the Companies (Indian Accounting Standards) Rules, 2015, as amended, ("Ind AS") and other accounting principles generally accepted in India, of the state of affairs of the Company as at 31st March, 2023, the profit and other comprehensive income, changes in equity and its cash flows for the year ended on that date.

**Basis for Opinion**

We conducted our audit of the financial statements in accordance with the Standards on Auditing (SAs) specified under section 143(10) of the Act. Our responsibilities under those Standards are further described in the Auditor's Responsibilities for the Audit of the Financial Statements section of our report. We are independent of the Company in accordance with the Code of Ethics issued by the Institute of Chartered Accountants of India together with the ethical requirements that are relevant to our audit of the Financial Statements under the provisions of the Act and the Rules there under, and we have fulfilled our other ethical responsibilities in accordance with these requirements and the Code of Ethics. We believe that the audit evidence we have obtained is sufficient and appropriate to provide a basis for our audit opinion on the financial statements.

**Key Audit Matters**

Key audit matters are those matters that, in our professional judgment, were of most significance in our audit of the financial statements of the current period. These matters were addressed in the context of our audit of the financial statements as a whole, and in forming our opinion thereon, and we do not provide a separate opinion on these matters. We have determined the matter described below to be the key audit matter to be communicated in our report.

Key Audit Matter	How our audit addressed the key audit matter
<p>Assessment of litigations and related disclosure of contingent liabilities [Refer to Notes 2.3(s), 2.4 (v), 39-A to the financial statements.]</p> <p>As at 31st March 2023, the Company has exposures towards litigations relating to various matters as set out in the aforesaid Notes.</p> <p>Significant management judgement is required to assess such matters to determine the probability of occurrence of material outflow of economic resources and whether a provision should be recognised, or a disclosure should be made. The management judgement is also supported with legal advice in certain cases as considered appropriate.</p> <p>As the ultimate outcome of the matters are uncertain and the positions taken by the management are based on the application of their best judgement, related legal advice including those relating to interpretation of laws/regulations, it is considered to be a Key Audit Matter.</p>	<p>Our audit procedures included the following:</p> <ul style="list-style-type: none"> <li>• We understood, assessed and tested the design and operating effectiveness of key controls surrounding assessment of litigations relating to the relevant laws and regulations;</li> <li>• We inquired with the management for recent developments and the status of the material litigations which were reviewed and noted by the Audit Committee;</li> <li>• We performed our assessment on a test basis on the underlying calculations supporting the contingent liabilities/other significant litigations disclosed in the Financial Statements;</li> <li>• We used auditor's experts / specialist to gain an understanding and to evaluate the disputed tax matters;</li> <li>• We considered external legal opinions, where relevant, obtained by management;</li> <li>• We evaluated management's assessments by understanding precedents set in similar cases and assessed the reliability of the management's past estimates/judgements; and</li> <li>• We assessed the adequacy of the disclosures.</li> </ul> <p>Based on the above work performed, the assessment in respect of litigations and related disclosures relating to contingent liabilities/other significant litigations in the Financial Statements is considered to be reasonable.</p>

**Information Other than the Financial Statements and Auditor's Report Thereon**

The Company's Board of Directors is responsible for the other information. The other information comprises the information included in the Management Discussion and Analysis Report, Business Responsibility Report, Directors' Report including annexures, if any, thereon, and Corporate Governance Report but does not include the financial statements and our auditor's report thereon.

Our opinion on the financial statements does not cover the other information and we do not express any form of assurance conclusion thereon.

In connection with our audit of the financial statements, our responsibility is to read the other information identified above and, in doing so, consider whether the other information is materially inconsistent with the financial statements or our knowledge obtained in the audit or otherwise appears to be materially misstated.

If, based on the work we have performed on the other information, we conclude that there is a material misstatement of this other information, we are required to report that fact. We have nothing to report in this regard.

**Responsibilities of Management and Those Charged with Governance for the Financial Statements**

The Company's Board of Directors is responsible for the matters stated in Section 134(5) of the Companies Act, 2013 ("the Act") with respect to the preparation of these financial statements that give a true and fair view of the financial position, financial performance, total comprehensive income, changes in equity and cash flows of the Company in accordance with the Indian Accounting Standards (Ind AS) and other accounting principles generally accepted in India, including the Accounting Standards specified under section 133 of the Act. This responsibility also includes maintenance of adequate accounting records in accordance with the provisions of the Act for safeguarding the assets of the Company and for preventing and detecting frauds and other irregularities; selection and application of appropriate accounting policies; making judgments and estimates that are reasonable and prudent; and the design, implementation and maintenance of adequate internal financial controls, that were operating effectively for ensuring the accuracy and completeness of the accounting records, relevant to the preparation and presentation of the financial statements that give a true and fair view and are free from material misstatement, whether due to fraud or error.

In preparing the financial statements, the management is responsible for assessing the Company's ability to continue as a going concern, disclosing, as applicable, matters related to going concern and using the going concern basis of accounting unless management either intends to liquidate the Company or to cease operations, or has no realistic alternative but to do so.

The Board of Directors are also responsible for overseeing the Company's financial reporting process.

**Auditor's Responsibilities for the Audit of the Financial Statements**

Our objectives are to obtain reasonable assurance about whether the financial statements as a whole are free from material misstatement, whether due to fraud or error, and to issue an auditor's report that includes our opinion. Reasonable assurance is a high level of assurance, but is not a guarantee

that an audit conducted in accordance with SAs will always detect a material misstatement when it exists. Misstatements can arise from fraud or error and are considered material if, individually or in the aggregate, they could reasonably be expected to influence the economic decisions of users taken on the basis of these financial statements.

As part of an audit in accordance with SAs, we exercise professional judgment and maintain professional skepticism throughout the audit. We also:

- Identify and assess the risks of material misstatement of the financial statements, whether due to fraud or error, design and perform audit procedures responsive to those risks, and obtain audit evidence that is sufficient and appropriate to provide a basis for our opinion. The risk of not detecting a material misstatement resulting from fraud is higher than for one resulting from error, as fraud may involve collusion, forgery, intentional omissions, misrepresentations, or the override of internal control.
- Obtain an understanding of internal financial controls relevant to the audit in order to design audit procedures that are appropriate in the circumstances. Under section 143(3)(i) of the Act, we are also responsible for expressing our opinion on whether the Company has adequate internal financial controls system in place and the operating effectiveness of such controls.
- Evaluate the appropriateness of accounting policies used and the reasonableness of accounting estimates and related disclosures made by the management.
- Conclude on the appropriateness of management's use of the going concern basis of accounting and, based on the audit evidence obtained, whether a material uncertainty exists related to events or conditions that may cast significant doubt on the Company's ability to continue as a going concern. If we conclude that a material uncertainty exists, we are required to draw attention in our auditor's report to the related disclosures in the financial statements or, if such disclosures are inadequate, to modify our opinion. Our conclusions are based on the audit evidence obtained up to the date of our auditor's report. However, future events or conditions may cause the Company to cease to continue as a going concern.
- Evaluate the overall presentation, structure and content of the Financial Statements, including the disclosures, and whether the Financial Statements represent the underlying transactions and events in a manner that achieves fair presentation.

Materiality is the magnitude of misstatements in the financial statements that, individually or in aggregate, makes it probable that the economic decisions of a reasonably knowledgeable user of the financial statements may be influenced. We consider quantitative materiality and qualitative factors in (i) planning the scope of our audit work and in evaluating the results of our work; and (ii) to evaluate the effect of any identified misstatements in the financial statements.

We communicate with those charged with governance regarding, among other matters, the planned scope and timing of the audit and significant audit findings, including any significant deficiencies in internal control that we identify during our audit.

We also provide those charged with governance with a statement that we have complied with relevant ethical requirements regarding independence, and to communicate with them all relationships and other matters that may reasonably be thought to bear on our independence, and where applicable, related safeguards.

From the matters communicated with those charged with governance, we determine those matters that were of most significance in the audit of the financial statements of the current period and are therefore the key audit matters. We describe these matters in our auditor's report unless law or regulation precludes public disclosure about the matter or when, in extremely rare circumstances, we determine that a matter should not be communicated in our report because the adverse consequences of doing so would reasonably be expected to outweigh the public interest benefits of such communication.

#### Report on Other Legal and Regulatory Requirements

1. As required by the Companies (Auditor's Report) Order, 2020 ("the Order") issued by the Central Government in terms of sub section (11) of section 143 of the Act, we give in "Annexure A" a statement on the matters specified in paragraphs 3 and 4 of the Order.
2. As required by Section 143(3) of the Act, based on our audit, we report, that:
  - a. We have sought and obtained all the information and explanations which to the best of our knowledge and belief were necessary for the purposes of our audit;
  - b. In our opinion, proper books of account as required by law have been kept by the Company so far as it appears from our examination of those books;
  - c. The Balance sheet, the statement of profit and loss (including other comprehensive income), statement of changes in equity and the statement of cash flows dealt with by this Report are in agreement with the books of account;
  - d. In our opinion, the aforesaid financial statements comply with the Indian Accounting Standards specified under Section 133 of the Act, read with the Companies (Indian Accounting Standards) Rules, 2015 as amended.
  - e. On the basis of the written representations received from the directors as on 31st March 2023 taken on record by the Board of directors, none of the directors is disqualified as on 31st March 2023 from being appointed as a Director in terms of Section 164(2) of the Act;
  - f. With respect to the adequacy of the internal financial controls over financial reporting of the Company and the operating effectiveness of such controls, refer to our separate report in "Annexure B". Our report expresses an unmodified opinion on the adequacy and operating effectiveness of the Company's internal financial control over financial reporting.
  - g. With respect to the other matters to be included in the Auditor's Report in accordance with Rule 11 of the Companies (Audit and Auditors) Rules, 2014, as amended in our opinion and to the best of our information and according to the explanations given to us:
    - (i) The company has disclosed the impact of pending litigations on its financial position in its Financial Statements. Refer Note 39 to the financial statements.
    - (ii) The company did not have any long term contracts including derivative contracts for which there were any material foreseeable losses and,
    - (iii) There has been no delay in transferring amounts, required to be transferred, to the Investor Education and Protection Fund by the Company.
    - (iv) (i) The management has represented that, to the best of its knowledge and belief, no funds have been advanced or loaned or invested (either from borrowed funds or share premium or any other sources or kind of funds) by the Company to or in any other person or entity, including foreign entities ("Intermediaries"), with the understanding, whether recorded in writing or otherwise, that the Intermediary shall, whether, directly or indirectly, lend or invest in other persons or entities identified in any manner whatsoever by or on behalf of the Company ("Ultimate Beneficiaries") or provide any guarantee, security or the like on behalf of the Ultimate Beneficiaries;
    - (ii) The management has represented that, to the best of its knowledge and belief, no funds have been received by the Company from any person or entity, including foreign entities ("Funding Parties"), with the understanding, whether recorded in writing or otherwise, that the Company shall, whether, directly or indirectly, lend or invest in other persons or entities identified in any manner whatsoever by or on behalf of the Funding Party ("Ultimate Beneficiaries") or provide any guarantee, security or the like on behalf of the Ultimate Beneficiaries;
    - (iii) Based on such audit procedures that we considered reasonable and appropriate in the circumstances, nothing has come to our notice that has caused us to believe that the representations under sub-clause (i) and (ii) contain any material misstatement.
    - (v) (a) The final dividend proposed in the previous year, declared and paid by the company during the current year is in accordance with section 123 of the Act, to the extent it applies to payment of dividend.
    - (b) The Board of Directors of the Company have proposed final dividend for the year which is subject to the approval of the members at the ensuing Annual General Meeting. The dividend declared is in accordance with section 123 of the Act to the extent it applies to declaration of dividend.
    - (vi) Proviso to Rule 3(1) of the Companies (Accounts) Rule, 2014 for maintaining books of account using accounting software which has a feature of recording audit trail (edit log) facility is applicable to the company with effect from 1st April, 2023 and accordingly, reporting under Rule 11(g) of Companies (Audit and Auditors) Rules, 2014 is not applicable for the financial year ended 31st March, 2023.
    - h. With respect to the other matters to be included in the Auditor's Report in accordance with the requirements of section 197(16) of the Act, as amended. In our opinion and to the best of our information and according to the explanations given to us, the managerial remuneration paid/ provided by the Company to its directors during the

year is in accordance with the provisions of section 197 of the Act.

**For SCV & Co. LLP**  
**Chartered Accountants**  
**(Firm Reg. No. 000235N/N500089)**

**Place : Ludhiana (Sanjiv Mohan)**  
**Dated : 12th May, 2023 Partner**  
**UDIN : 23086066BGXYKL1965 M. No. 086066**

**Annexure- "A" to the Independent Auditors' Report**

(Referred to in paragraph 1 under 'Report on Other Legal and Regulatory Requirements' section of our report to the Members of Shreyans Industries Limited of even date)

(i) In respect of the Company's Property, Plant and Equipment and Intangible Assets:

a) (A) The Company has maintained proper records showing full particulars, including quantitative details and situation of Property, Plant and Equipment and relevant details of Right of use Assets.

(B) The Company has maintained proper records showing full particulars of Other Intangible Assets.

b) According to the information and explanations given to us, the Company has adopted a policy of physical verification of Property, Plant and Equipment once in block of every three years. The last verification of entire block of Property, Plant and Equipment was done in the year ended 31st March, 2021. Further in our opinion the frequency of physical verification of the Property, Plant and Equipment is reasonable having regard to the size of the Company and nature of its assets. According to the information and explanation given to us, no material discrepancies were noticed on such verification.

c) Based on our examination of the registered sale deed / transfer deed / conveyance deed provided to us. We report that, the title deeds of all the immovable properties (other than properties where the company is the lessee and the lease agreements are duly executed in favour of the lessee) disclosed in the financial statements included under Property, Plant and Equipment are held in the name of the company as at the date of balance sheet.

d) The Company has not revalued any of its Property, Plant and Equipment (including right of use assets) and intangible assets during the year.

e) Based on the information and explanations given to us, No Proceedings have been initiated during the year or are pending against the company as at 31st March 2023 for holding any benami property under Benami Transactions (Prohibition) Act, 1988 (as amended in 2016) and rules made thereunder.

(ii) a) According to the information and explanations given to us, the inventories have been physically verified by the management at the reasonable intervals during the year. In our opinion, the coverage and procedure of such verification by the management is appropriate. No discrepancies of 10% or more in the aggregate for each class of inventory have been noticed on physical verification of inventories when compared with books of account.

b) According to the information and explanations given to

us, the Company has been sanctioned working capital limits in excess of ₹5 crores in aggregate from banks during the year on the basis of security of current assets of the Company. Based on our verification, quarterly returns or statements filed by the Company with such banks are in agreement with the books of accounts.

(iii) a) According to the information and explanations given to us, we report that the Company has not provided any guarantee or security or granted any loans or advances in the nature of loans, secured or unsecured to companies, firms, Limited Liability Partnerships or any other parties during the year. Therefore, reporting under clause 3 (iii) (a), (c), (d), (e) and (f) of the order is not applicable to the company.

b) In respect of investments, the terms and conditions under which investment were made are not prejudicial to the company's interest.

(iv) The company has not granted any loans or provided any guarantees or security to the parties covered under section 185 of the Act. Further in our opinion and according to the information and explanation given to us, the company has complied with the provisions of section 186 of the Companies Act, 2013 in respect of the investments made by it and the company has not provided any loans, guarantees or security to the parties covered under section 186 of the Act.

(v) According to the information and explanations given to us, the Company has complied with the provisions of sections 73 to 76 or any other relevant provisions of the Companies Act, 2013 and the rules framed thereunder. According to the information and explanation given to us, no order under its aforesaid sections has been passed by Company Law Board or National Company Law Tribunal or Reserve Bank of India or any Court or any other Tribunal on the Company.

(vi) We have broadly reviewed the cost records maintained by the company pursuant to the rules made by the Central Government for the maintenance of cost records under section 148(1) of the Act and are of the opinion that prima facie, the prescribed cost records have been made and maintained. We have, however, not made a detailed examination of such records with a view to determine whether they are accurate or complete.

(vii) a) According to the information and explanations given to us and on the basis of the records of the Company examined by us, in our opinion, the Company has been regular in depositing undisputed statutory dues including provident fund, employees' state insurance, income tax, duty of custom, value added tax, sales tax, cess, goods and service tax and other applicable statutory dues with the appropriate authorities.

According to the information and explanations given to us, there were no undisputed amounts payable in respect of provident fund, employees' state insurance, income tax, duty of custom, value added tax, sales tax, cess, goods and service tax and any other statutory dues as on the last day of the financial year concerned for a period of more than six months from the date they became payable.

(b) According to the information and explanations given to us and the records of the company examined by us, the

details of statutory dues referred to in sub clause (a) above which have not been deposited as on 31st March, 2023 on account of disputes are given below:

Name of the Statute	Nature of Dues	Disputed Amount (₹ in lakhs)	Amount deposited (₹ in lakhs)	Amount Unpaid (₹ in lakhs)	Period to which relates	Forum where dispute is pending.
Central Excise Act, 1944	Excise Duty	1.45	0.93	0.53	Various years from 1996-1997 to 2000-2001	Joint Commissioner, Ludhiana
Central Excise Act, 1944	Excise Duty	1.43	-	1.43	2004-2005	Assistant Commissioner, Phagwara
Punjab VAT Act, 2005	Sales Tax	4.00	1.00	3.00	2016-2017	VAT Tribunal
Central Excise Act, 1944	Excise Duty	73.77	11.54	62.23	2003-2004 to 2008 to 2009	Commissioner Appeals, Ludhiana
Punjab VAT Act, 2005	CST	17.39	4.35	13.04	2011-2012	VAT Tribunal
Punjab VAT Act, 2005	VAT	9.53	3.81	5.72	2012-2013	Excise and Taxation Officer, Ahmedgarh

- (viii) According to the information and explanations given to us and records of the company examined by us, there are no transactions relating to previously unrecorded income that have been surrendered or disclosed as income during the year in the tax assessments under the Income Tax Act, 1961 (43 of 1961).
- (ix) (a) According to the information and explanations given to us and records of the Company examined by us, the Company has not defaulted in repayment of loans or borrowings or in payment of interest thereon to any lender. Therefore reporting under clause 3(ix)(a) of the Order is not applicable to the company.
- (b) According to the information and explanations given to us and on the basis of our audit procedure, the Company has not been declared willful defaulter by any bank or financial institution or government or any government authority.
- (c) According to the information and explanations given to us, the term loan were applied for the purpose for which the loan were obtained.
- (d) On an overall examination of the financial statements of the Company, funds raised on short-term basis have, prima facie, not been used during the year for long-term purposes by the Company.
- (e) According to the information and explanations given to us, there is no subsidiary, associate or joint venture of the Company. Therefore reporting under clause 3(ix)(e) of the Order is not applicable to the company.
- (f) According to the information and explanations given to us, there is no subsidiary, associate or joint venture of the company. Therefore reporting under clause 3(ix) (f) of the Order is not applicable.
- (x) (a) In our opinion and according to the information and explanations given to us and records of the company examined by us, the Company has not raised moneys by way of initial public offer or further public offer (including debt instruments) during the year. Therefore reporting under clause 3(x)(a) of the Order is not applicable to the company.
- (b) During the year, the Company has not made any preferential allotment or private placement of shares or convertible debentures (fully or partly or optionally convertible). Therefore reporting under clause 3(x)(b) of the Order is not applicable to the company.
- (xi) (a) According to the information and explanations given to us, no fraud by the Company and no fraud on the Company has been noticed or reported during the year.
- (b) No report under sub-section (12) of section 143 of the Companies Act has been filed in Form ADT-4 as prescribed under rule 13 of Companies (Audit and Auditors) Rules, 2014 with the Central Government, during the year and upto the date of this report.
- (c) The Company has not received whistle blower complaints during the year. Therefore reporting under clause 3(xi) (c) of the Order is not applicable to the company.
- (xii) According to the information and explanations given to us, the company is not a Nidhi Company. Therefore reporting under clause 3(xii) of the order is not applicable to the company.
- (xiii) According to the information and explanations given to us, and based on our examinations of the records of the company, transactions with the related parties are in compliance with section 177 and section 188 of the Act, where applicable and the details of the transactions have been disclosed in the financial statements as required by the applicable accounting standards.
- (xiv) (a) In our opinion the Company has an adequate internal audit system commensurate with the size and the nature of its business.
- (b) We have considered, the internal audit reports for the year under audit, issued to the Company during the year and till date, in determining the nature, timing and extent of our audit procedures.

- (xv) According to information and explanations given to us, and based on our examination of the records of the company, the company has not entered into non-cash transactions with its directors or persons connected with him. Therefore reporting under clause 3(xv) of the order is not applicable to the company.
- (xvi)(a) According to information and explanations given to us, the Company is not required to be registered under section 45-IA of the Reserve Bank of India Act, 1934. Therefore reporting under clause 3(xvi)(a) of the Order is not applicable to the company.
- (b) Based on information and explanation given to us, the company has not conducted any Non-Banking Financial or Housing Finance activities without a valid Certificate of Registration (CoR) from the Reserve Bank of India as per the Reserve Bank of India Act, 1934; and therefore reporting under clause 3(xvi)(b) of the Order is not applicable.
- (c) Based on information and explanation given to us, the company is not a Core Investment Company (CIC) as defined in the regulations made by the Reserve Bank of India, and therefore reporting under clause 3(xvi)(c) of the Order is not applicable.
- (d) According to the information and explanations provided to us, the Group (as per the provisions of the Core Investment Companies (Reserve Bank) Directions, 2016) has five Non-Systemically Important Core Investment Companies (CICs) as on 31st March, 2023 which are exempted from registration with the Reserve Bank of India.
- (xvii) The Company has not incurred cash losses during the financial year covered by our audit and the immediately preceding financial year.
- (xviii) There has been no resignation of the statutory auditors of the Company during the year.
- (xix) According to information and explanations given to us and on the basis of the financial ratios, ageing and expected dates of realisation of financial assets and payment of financial liabilities, other information accompanying the financial statements and our knowledge of the Board of Directors and Management plans and based on our examination of the evidence supporting the assumptions, nothing has come to our attention, which causes us to believe that any material uncertainty exists as on the date of the audit report indicating that Company is not capable of meeting its liabilities existing at the date of balance sheet as and when they fall due within a period of one year from the balance sheet date.

We, however, state that this is not an assurance as to the future viability of the Company. We further state that our reporting is based on the facts up to the date of the audit report and we neither give any guarantee nor any assurance that all liabilities falling due within a period of one year from the balance sheet date, will get

- discharged by the Company as and when they fall due.
- (xx) (a) In respect of other than on-going projects as at balance sheet date, the company does not have any amount remaining unspent under section 135(5) of the Act. Accordingly reporting under clause 3(xx) (a) of the Order is not required.
- (b) In respect of on-going projects, the company has not allocated any funds toward on-going project during the year. Therefore, the company is not required to transfer unspent amount to special account in compliance with provisions of subsection (6) of section 135 of the Act.
- (xxi) The consolidated financial statements are not applicable to the company. Accordingly reporting under clause 3(xxi) of the Order is not applicable.

**For SCV & CO. LLP**  
**Chartered Accountants**  
**(Firm Reg. No. 000235N/N500089)**

**Place : Ludhiana (Sanjiv Mohan)**  
**Dated : 12th May, 2023 Partner**  
**UDIN : 23086066BGXYKL1965 M. No. 086066**

**Annexure - "B" to the Independent Auditors' Report**

(Referred to in paragraph 2(f) under 'Report on Other Legal and Regulatory Requirements' section of our report to the members of Shreyans Industries Limited of even date)

**Report on the Internal Financial Controls Over Financial Reporting under Clause (i) of Sub-section 3 of Section 143 of the Companies Act, 2013 ("the Act")**

We have audited the internal financial control over financial reporting of Shreyans Industries Limited ("the Company") as of 31st March 2023 in conjunction with our audit of financial statements of company for the year ended on that date.

**Management's Responsibility for Internal Financial Controls**

The Company Board of Directors is responsible for establishing and maintaining internal financial controls based on the internal control over financial reporting criteria established by the Company considering the essential components of internal control stated in the Guidance Note on Audit of Internal Financial Controls over Financial Reporting issued by the Institute of Chartered Accountants of India ("ICAI"). These responsibilities include the design, implementation and maintenance of adequate internal financial controls that were operating effectively for ensuring the orderly and efficient conduct of its business, including adherence to company's policies, the safeguarding of its assets, the prevention and detection of frauds and errors, the accuracy and completeness of the accounting records, and the timely preparation of reliable financial information, as required under the Companies Act, 2013.

**Auditors' Responsibility**

Our responsibility is to express an opinion on the Company's internal financial controls over financial reporting with reference to these financial statements based on our audit. We conducted our audit in accordance with the Guidance Note on Audit of



Internal Financial Controls over Financial Reporting (the "Guidance Note") and the Standards on Auditing, prescribed under section 143(10) of the Companies Act, 2013, to the extent applicable to an audit of internal financial controls both issued by the Institute of Chartered Accountants of India. Those Standards and the Guidance Note require that we comply with ethical requirements and plan and perform the audit to obtain reasonable assurance about whether adequate internal financial controls over financial reporting with reference to these financial statements were established and maintained and if such controls operated effectively in all material respects.

Our audit involves performing procedures to obtain audit evidence about the adequacy of the internal financial controls over financial reporting with reference to these financial statements and their operating effectiveness. Our audit of internal financial controls over financial reporting included obtaining an understanding of internal financial controls over financial reporting with reference to these financial statements, assessing the risk that a material weakness exists, and testing and evaluating the design and operating effectiveness of internal control based on the assessed risk. The procedures selected depend on the auditor's judgment, including the assessment of the risks of material misstatement of the financial statements, whether due to fraud or error.

We believe that the audit evidence we have obtained is sufficient and appropriate to provide a basis for our audit opinion on the Company's internal financial controls system over financial reporting with reference to these financial statements.

**Meaning of Internal Financial Controls over Financial Reporting with reference to these Financial Statements**

A company's internal financial control over financial reporting with reference to these financial statements is a process designed to provide reasonable assurance regarding the reliability of financial reporting and the preparation of financial statements for external purposes in accordance with generally accepted accounting principles. A company's internal financial control over financial reporting with reference to these financial statements includes those policies and procedures that:

- (1) pertain to the maintenance of records that, in reasonable detail, accurately and fairly reflect the transactions and dispositions of the assets of the company.
- (2) provide reasonable assurance that transactions are recorded as necessary to permit preparation of financial statements in accordance with generally accepted accounting principles, and that receipts and expenditures of the company are being made only in accordance with authorizations of management and directors of the company; and
- (3) provide reasonable assurance regarding prevention or timely detection of unauthorized acquisition, use, or disposition of the company's assets that could have a material effect on the financial statements.

**Inherent Limitations of Internal Financial Controls Over Financial Reporting with reference to these financial statements**

Because of the inherent limitations of internal financial controls over financial reporting with reference to these financial statements including the possibility of collusion or improper

management override of controls, material misstatements due to error or fraud may occur and not be detected. Also, projections of any evaluation of the internal financial controls over financial reporting with reference to these financial statements to future periods are subject to the risk that the internal financial control over financial reporting with reference to these financial statements may become inadequate because of changes in conditions, or that the degree of compliance with the policies or procedures may deteriorate.

**Opinion**

In our opinion, the Company has, in all material respects, adequate internal financial controls over financial reporting with reference to these financial statements and such internal financial controls over financial reporting with reference to these financial statements were operating effectively as at 31st March 2023, based on the internal control over financial reporting criteria established by the Company considering the essential components of internal control stated in the Guidance Note on Audit of Internal Financial Controls Over Financial Reporting issued by the Institute of Chartered Accountants of India.

**For SCV & CO. LLP**  
**Chartered Accountants**  
**(Firm Reg. No. 000235N/N500089)**

**Place : Ludhiana**  
**Dated : 12th May, 2023**  
**UDIN : 23086066BGXYKL1965**

**(Sanjiv Mohan)**  
**Partner**  
**M. No. 086066**

**BALANCE SHEET AS AT 31ST MARCH 2023**

(₹ in lakhs)

Particulars	Note No.	As at 31st March 2023	As at 31st March 2022
<b>ASSETS</b>			
(1) <b>Non-current assets</b>			
(a) Property, plant and equipment	3a	21,292.45	21,680.48
(b) Right of use Asset	3b	178.73	201.26
(c) Capital work-in-progress	3c	471.22	878.11
(d) Other Intangible Assets	3d	1.54	1.54
(e) Financial Assets			
i Investments	4	361.48	853.07
ii Loans	5	8.73	6.89
iii Others financial assets	6	86.82	112.29
(f) Other Non Current assets	7	556.21	521.92
<b>Total Non-current assets</b>		<b>22,957.18</b>	<b>24,255.56</b>
(2) <b>Current assets</b>			
(a) Inventories	8	5,042.74	5,067.23
(b) Financial Assets			
i Investments	9	15,446.10	9,299.21
ii Trade receivables	10	3,672.91	3,219.41
iii Cash and Cash equivalents	11	22.20	20.00
iv Bank Balances (other than iii above)	12	540.07	496.96
v Loans	13	48.82	29.67
vi Other financial assets	14	228.81	291.50
(c) Income tax assets (net)	15	22.75	122.79
(d) Other current assets	16	255.62	321.15
<b>Total Current assets</b>		<b>25,280.02</b>	<b>18,867.92</b>
<b>TOTAL ASSETS</b>		<b>48,237.20</b>	<b>43,123.48</b>
<b>EQUITY AND LIABILITIES</b>			
<b>Equity</b>			
a) Equity Share capital	17	1,382.47	1,382.47
b) Other Equity	18	28,806.89	21,802.96
<b>Total Equity</b>		<b>30,189.36</b>	<b>23,185.43</b>
<b>Liabilities</b>			
(1) <b>Non-current liabilities</b>			
(a) Financial Liabilities			
i Borrowings	19	437.21	1,976.12
ia Lease liabilities	20	87.15	113.58
ii Other Financial Liabilities	21	1.30	-
(b) Provisions	22	668.75	461.16
(c) Deferred tax liabilities (Net)	23	3,005.69	2,685.95
(d) Other non-current liabilities	24	109.15	107.64
<b>Total Non-current liabilities</b>		<b>4,309.25</b>	<b>5,344.45</b>
(2) <b>Current liabilities</b>			
(a) Financial Liabilities			
i Borrowings	25	3,625.37	3,983.54
ia Lease liabilities	26	77.72	72.25
ii Trade payables	27		
a) total outstanding dues of micro enterprises and small enterprises	"	233.67	683.86
b) total outstanding dues of creditors other than micro enterprise and small enterprises		4,792.33	6,327.43
iii Other Financial liabilities	28	3,398.27	2,396.91
(b) Other current liabilities	29	1,421.61	922.74
(c) Provisions	30	189.62	206.87
<b>Total Current liabilities</b>		<b>13,738.59</b>	<b>14,593.60</b>
<b>TOTAL EQUITY AND LIABILITIES</b>		<b>48,237.20</b>	<b>43,123.48</b>

See accompanying notes to the financial statements.

As per our report of even date attached

For SCV &amp; CO LLP

Chartered Accountants

(Firm Regn. No. 000235N/N500089)

**(SANJIV MOHAN)**Partner  
M.No. 086066Place : Ludhiana  
Date : 12th May 2023**(R.K. MAHAJAN)**

C F O

**(RUCHITA VIJ)**

Company Secretary

For and on behalf of the Board of Directors

**(VISHAL OSWAL)**Vice Chairman and  
Managing Director  
DIN 00002678**(RAJNEESH OSWAL)**Chairman and  
Managing Director  
DIN 00002668

**STATEMENT OF PROFIT AND LOSS FOR THE YEAR ENDED 31ST MARCH 2023**

(₹ in lakhs)

Particulars	Note No.	For the year ended 31st March 2023	For the year ended 31st March 2022
I Revenue from operations	31	86,553.04	58,443.34
II Other Income	32	551.44	2,022.28
III <b>Total Income (I + II)</b>		<b>87,104.48</b>	<b>60,465.62</b>
IV <b>Expenses :</b>			
Cost of materials consumed	33	42,981.53	31,845.58
Purchases of stock-in-trade	34	7.58	0.81
Changes in inventories of finished goods, stock in trade and work-in-progress.	35	(76.05)	(61.72)
Employee benefits expense	36	7,196.64	6,347.96
Finance costs	37	538.13	544.38
Depreciation and amortization expense	3a,3b, 3d	1,316.09	1,281.43
Other expenses	38	25,768.02	19,308.52
<b>Total Expenses (IV)</b>		<b>77,731.94</b>	<b>59,266.96</b>
V Profit before exceptional items and tax (III-IV)		<b>9,372.54</b>	<b>1,198.66</b>
VI Exceptional Items		-	-
VII Profit before tax (V-VI)		<b>9,372.54</b>	<b>1,198.66</b>
VIII <b>Tax expense:</b>			
(1) Current tax		1,685.00	-
(2) Tax adjustments of earlier years		-	(15.06)
(3) Deferred tax		341.73	218.09
<b>IX Profit for the year (VII-VIII)</b>		<b>7,345.81</b>	<b>995.63</b>
X <b>Other Comprehensive Income</b>			
Items that will not be reclassified to profit or loss			
(i) Remeasurement of the employee defined benefit plans		(87.38)	(18.67)
(ii) Income tax relating to items that will not be reclassified to profit or loss		21.99	4.70
<b>Total Other Comprehensive Income/ (loss) for the year net of taxes</b>		<b>(65.39)</b>	<b>(13.97)</b>
XI <b>Total Comprehensive Income for the year (IX+X)</b>		<b>7,280.42</b>	<b>981.66</b>
XII <b>Earnings per equity share (Face Value of ₹10 each)</b>			
i) Basic (₹)		53.14	7.20
ii) Diluted (₹)		53.14	7.20

See accompanying notes to the financial statements.

As per our report of even date attached  
For SCV & CO LLP  
Chartered Accountants  
(Firm Regn. No. 000235N/N500089)

For and on behalf of the Board of Directors

(SANJIV MOHAN)  
Partner  
M.No. 086066

(R.K. MAHAJAN)  
C F O

(RUCHITA VIJ)  
Company Secretary

(VISHAL OSWAL)  
Vice Chairman and  
Managing Director  
DIN 00002678

(RAJNEESH OSWAL)  
Chairman and  
Managing Director  
DIN 00002668

Place : Ludhiana  
Date : 12th May 2023

**Statement of Changes in Equity for the year ended 31st March 2023****A Equity share Capital  
Current Reporting Period**

(₹ In lakhs)

Balance as at 1st April 2022	Changes in Equity Share Capital due to prior period errors	Restated balance at the beginning of the current reporting period	Changes in equity share capital during the current year	Balance as at 31st March 2023
1,382.47	-	-	-	1,382.47

**Previous Reporting Period**

Balance as at 1st April 2021	Changes in Equity Share Capital due to prior period errors	Restated balance at the beginning of the current reporting period	Changes in equity share capital during the current year	Balance as at 31st March 2022
1,382.47	-	-	-	1,382.47

**B Other Equity**

(₹ In lakhs)

Particulars	Other Equity					Total
	Reserves and Surplus				Other comprehensive income/(loss)	
	Capital reserve	Securities premium	General Reserve	Retained Earnings	Remeasurement of the defined benefit Plans	
<b>Balance as at 1st April 2022</b>	2.10	1,923.75	3,896.69	15,988.49	(8.07)	21,802.96
Dividend for the year ended 31st March 2022 (₹2.00 per share)	-	-	-	(276.49)	-	(276.49)
Profit for the year transferred from statement of profit and loss	-	-	-	7,345.81	-	7,345.81
Other Comprehensive Income for the year (net of income tax)	-	-	-	-	(65.39)	(65.39)
<b>Balance as at 31st March 2023</b>	2.10	1,923.75	3,896.69	23,057.81	(73.46)	28,806.89

(₹ In lakhs)

Particulars	Other Equity					Total
	Reserves and Surplus				Other comprehensive income/(loss)	
	Capital reserve	Securities premium	General Reserve	Retained Earnings	Remeasurement of the defined benefit Plans	
<b>Balance as at 1st April 2021</b>	2.10	1,923.75	3,896.69	15,407.59	5.90	21,236.03
Dividend for the year ended 31st March 2021 (₹3.00 per share)	-	-	-	(414.73)	-	(414.73)
Profit for the year transferred from statement of profit and loss	-	-	-	995.63	-	995.63
Other Comprehensive Income for the year (net of income tax)	-	-	-	-	(13.97)	(13.97)
<b>Balance as at 31st March 2022</b>	2.10	1,923.75	3,896.69	15,988.49	(8.07)	21,802.96

As per our report of even date attached  
For SCV & CO LLP  
Chartered Accountants  
(Firm Regn. No. 000235N/N500089)

(SANJIV MOHAN)  
Partner  
M.No. 086066

(R.K. MAHAJAN)  
C F O

(RUCHITA VIJ)  
Company Secretary

For and on behalf of the Board of Directors

(VISHAL OSWAL)  
Vice Chairman and  
Managing Director  
DIN 00002678

(RAJNEESH OSWAL)  
Chairman and  
Managing Director  
DIN 00002668

Place : Ludhiana  
Date : 12th May 2023

**STATEMENT OF CASH FLOWS FOR THE YEAR ENDED 31ST MARCH, 2023**

(₹ in lakhs)

Particulars	For the year ended 31st March 2023	For the year ended 31st March 2022
<b>A CASH FLOW FROM OPERATING ACTIVITIES</b>		
<b>Profit before tax as per statement of profit and loss</b>	<b>9372.54</b>	<b>1198.66</b>
Adjustment for :		
Depreciation and amortisation expense	1316.09	1281.43
Interest Income	(92.78)	(110.86)
Dividend on non current investments	(0.05)	(0.02)
Net Loss/(gain) on sale of current investments	(294.14)	(332.32)
Net Fair valuation Loss/ (gain) on Financial assets	353.30	(1422.53)
Interest expense	501.24	512.72
Net Loss/(gain) on disposal of property, plant and equipment	(33.36)	(3.42)
Receipt Against enhanced Compensation	-	(62.45)
Amortisation of other Financial Assets	4.54	2.20
Gain on Lease modification	(0.06)	-
Provisions no longer required written back	(6.30)	(4.65)
Allowances for expected credit Losses	28.04	15.85
Exchange Differences on translation of assets and liabilities (net)	(10.19)	0.54
Trade Receivables and other balances written back/off (net)	123.20	(3.73)
	<b>1889.53</b>	<b>(127.24)</b>
<b>Operating Profit Before Working Capital Changes</b>	<b>11262.07</b>	<b>1071.42</b>
<b>Changes in working capital</b>		
<b>Adjustment for Increase/ (Decrease) in operating assets:</b>		
Inventories	24.49	(1166.45)
Trade Receivables	(491.58)	(618.14)
Loans (Current)	(19.15)	1.92
Loans (Non-current)	(1.12)	(3.63)
Other assets (Current)	16.16	(84.96)
Other assets (Non-current)	(8.05)	(64.26)
Other financial assets (Current)	23.92	(9.97)
Other financial assets (Non-current)	28.49	(95.68)
<b>Adjustment for increase/(decrease) in operating liabilities:</b>		
Trade Payables	(1974.57)	2685.43
Provisions (Non-current)	120.21	74.29
Provisions (Current)	(17.25)	4.32
Other financial liabilities (Current)	1141.69	119.33
Other financial liabilities (Non-current)	1.30	(9.79)
Other liabilities (Current)	505.17	110.20
Other liabilities (Non-current)	8.97	(10.81)
	<b>(641.32)</b>	<b>931.79</b>
<b>Cash generated from operations</b>	<b>10620.75</b>	<b>2003.21</b>
Income taxes paid (Net of refund)	(1584.96)	(52.64)
<b>Net cash generated from operating activities</b>	<b>9035.79</b>	<b>1950.57</b>
<b>B CASH FLOW FROM INVESTING ACTIVITIES</b>		
Payment for Purchase of Property, Plant and Equipment including capital advances	(662.80)	(933.67)
Payments for Purchase of investments	(12142.16)	(2554.45)
Proceeds from sale of investments	6427.70	2653.65
Proceeds from sale of Property, Plant and Equipments	81.95	140.96
Dividend received	0.05	0.02
Interest received	64.20	73.57
Bank Balances not considered as cash and cash equivalents	(43.11)	44.55
<b>Net cash flows (used in)/from investing activities</b>	<b>(6274.17)</b>	<b>(575.37)</b>

**C CASH FLOW FROM FINANCING ACTIVITIES**

Proceeds from borrowings (non current)	221.50	-
Repayment of borrowings (non current)	(2392.43)	(880.91)
Proceeds from borrowings (current)	325.15	936.21
Repayment of borrowings (current)	(56.55)	(394.85)
Payment of lease liabilities	(85.63)	(87.14)
Interest Paid	(473.61)	(508.97)
Interest Paid on Lease liability	(16.52)	(20.18)
Dividend Paid on equity share capital	(281.33)	(412.03)
<b>Net cash (used in)/from financing activities</b>	<b>(2759.42)</b>	<b>(1367.87)</b>
<b>Net increase/(decrease) in cash and cash equivalents</b>	<b>2.20</b>	<b>7.33</b>
<b>Cash and cash equivalents at beginning of the year</b>	<b>20.00</b>	<b>12.67</b>
<b>Cash and cash equivalents at end of the year</b>	<b>22.20</b>	<b>20.00</b>
	-	-

(for Component of Cash and cash equivalents Refer note 11)

See accompanying notes to the financial statements.

As per our report of even date attached  
For SCV & CO LLP  
Chartered Accountants  
(Firm Regn. No. 000235N/N500089)

For and on behalf of the Board of Directors

(SANJIV MOHAN)  
Partner  
M.No. 086066

(R.K. MAHAJAN)  
C F O

(RUCHITA VIJ)  
Company Secretary

(VISHAL OSWAL)  
Vice Chairman and  
Managing Director  
DIN 00002678

(RAJNEESH OSWAL)  
Chairman and  
Managing Director  
DIN 00002668

Place : Ludhiana  
Date : 12th May 2023

**NOTES TO FINANCIAL STATEMENTS FOR THE YEAR ENDED 31ST MARCH 2023****1 Corporate and General Information**

Shreyans Industries Limited ("the Company") is a public company domiciled in India and incorporated under the provisions of the Companies Act, 1956. The name of the company at its incorporation was Shreyans Paper Mills Ltd. and subsequently changed to Shreyans Industries Limited on 20th October 1992. The registered office of the company is situated at Village Bholapur, P.O. Sahabana, Chandigarh Road, Ludhiana-141123, Punjab.

The company is engaged in the manufacturing of Writing and Printing Paper. The Company caters to both domestic and international market. The equity shares of the Company are listed on National Stock Exchange of India Ltd (NSE) and Bombay Stock Exchange Limited (BSE).

The Board of Directors approved the Financial Statements for the year ended 31st March, 2023 and authorised for issue on 12th May 2023.

**2 Significant accounting policies, significant accounting judgements, estimates and assumptions and applicability of new and revised Ind AS****Significant Accounting Policies****2.1 Statement of Compliance**

The financial statements have been prepared in accordance with Indian Accounting Standards and the provisions of the Companies Act, 2013 ('the Act') to the extent notified and guidelines issued by the Securities and Exchange Board of India (SEBI). The Ind AS are prescribed under Section 133 of the Act read with Rule 3 of the Companies (Indian Accounting Standards) Rules, 2015 and relevant amendment rules issued thereafter.

Amounts for the year ended and as at 31st March, 2022 were audited by previous auditors K. C. Khanna & Co.

**2.2 Basis of preparation and presentation of financial statements**

The financial statements have been prepared in accordance with Indian Accounting Standards (Ind AS) under the historical cost convention on accrual basis except for certain financial assets and liabilities (including derivative instruments) which are measured at fair value at the end of each reporting period.

The following assets and liabilities which have been measured at fair value:

- Derivative financial instruments
- Certain financial assets and liabilities measured at fair value.

**Historical Cost**

Historical cost is based on the fair value of the consideration given in exchange of goods and services.

**Fair Value Measurement**

The Company measures financial instruments at fair value at each balance sheet date.

Fair value is the price that would be received to sell an asset or paid to transfer a liability in an orderly transaction between market participants at the measurement date. The fair value measurement is based on the presumption that the transaction to sell the asset or transfer the liability takes place either:

- In the principal market for the asset or liability or
- In the absence of a principal market, in the most advantageous market for the asset or liability

A fair value measurement of a non-financial asset takes into account a market participant's ability to generate economic benefits by using the asset in its highest and best use or by selling it to another market participant that would use the asset in its highest and best use.

The Entity uses valuation techniques that are appropriate in the circumstances and for which sufficient data are available to measure fair value, maximizing the use of relevant observable inputs and minimizing the use of unobservable inputs.

All assets and liabilities for which fair value is measured or disclosed in the financial statements are categorized within the fair value hierarchy, described as follows, based on the lowest level input that is significant to the fair value measurement as a whole:

- Level 1 : Quoted (unadjusted) market prices in active markets for identical assets or liabilities
- Level 2 : Valuation techniques for which the lowest level input that is significant to the fair value measurement is directly or indirectly observable.
- Level 3 : Valuation techniques for which the lowest level input that is significant to the fair value measurement is unobservable

For the purpose of fair value disclosures, the Company has determined classes of Assets and liabilities on the basis of the nature, characteristics and the risks of the asset or liability and the level of the fair value hierarchy as explained above.

Accounting policies have been consistently applied except where in newly issued accounting standard is initially adopted or a revision to an existing accounting standard requires a change in the accounting policy hitherto in use.

**Functional and Presentation currency**

The functional currency of the Company is the Indian rupee. These financial statements are presented in Indian rupees. All amounts have been rounded-off to the nearest lakhs, up to two places of decimal, unless otherwise indicated.

**2.3 Significant accounting policies****a) Revenue Recognition****Revenue**

Revenue towards satisfaction of performance obligation is measured at the amount of transaction price allocated to that performance obligation. The transaction price of goods sold is net of variable consideration on account of various discounts and schemes offered by the company as a part of the contract.

**i) Sale of products**

The company derives revenue primarily from the sale of Writing and Printing Paper and Soda Ash.

Revenue from the sale of goods is recognized at the point in time when control is transferred to the customer which is usually on dispatch/ delivery.

Revenue is measured based on the transaction price (net of variable consideration) which is consideration, adjusted for volume discounts, rebates, scheme allowances, price concessions, incentives, and returns, if any, as specified in the contracts with the customers.

Revenue excludes taxes collected from customers on behalf of the government.

Due to the short nature of credit period given to customers, there is no financing component in the contract.

**ii) Interest income**

- Interest Income from customers is recognized on a time proportion basis taking into account the amount outstanding and the applicable interest rate.

- Interest Income from financial asset is recognized when it is probable that economic benefits will flow to the company and amount of income can be measured reliably. Interest income is accrued on time basis, by reference to principal outstanding and at effective interest rate applicable, which is the rate that exactly discounts estimated future cash receipts through the expected life of financial asset to that asset's net carrying amount on initial recognition.

**iii) Dividend income**

Dividend income from investment is recognized when the right to receive the payment is established and amount of dividend can be measured reliably.

**iv) Insurance and Other Claims**

Insurance claims are recognized when no significant uncertainty exists with regard to the amount to be realized and the ultimate collection thereof.

**b) Employee Benefits****i) Short Term Employee benefit:**

The short term employee benefits expected to be paid in exchange for the services rendered by employees are recognised on an undiscounted accrual basis during the year when the employees render the services. These benefits include performance incentive and compensated absences which are expected to occur within twelve months after the end of the period in which the employee renders the related services.

**Post Employment Benefit Plan****ii) Defined Contribution plan****Provident Fund:**

Employees receive benefit in the form of Provident fund which is a defined contribution plan. The company has no obligation, other than the contribution payable to the provident fund. The company recognises contribution payable to the provident fund scheme as an expense, when an employee renders the related service.

**iii) Defined Benefit Plan****Gratuity:**

The Company provides for gratuity, a defined benefit retirement plan "The gratuity plan" covering eligible employees. The gratuity plan provides for lump sum payment to vested employee at retirement, death, incapacitation or termination of employee of an amount based on the respective employees' salary and the tenure of employment with the company.

Liability with regard to Gratuity Plan is determined by actuarial valuation, performed by an independent actuary at each Balance sheet date using the project unit credit method.

The company fully contributes all ascertained liabilities to the SIL-Group Gratuity Trust. Trustees administer contributions made to the trust and Contributions are invested in a scheme with Life Insurance Corporation of India as permitted by Indian Law.

The Company recognises the net obligation of a defined plan in its Balance Sheet as an asset or liability. Re-measurements comprising of actuarial gains and losses, the effect of the asset ceiling (excluding amounts included in net interest on the net defined benefit liability) and the return on plan assets (excluding amounts included in net interest on the net defined benefit liability) are recognised in Other Comprehensive Income which are not reclassified to profit or loss in subsequent periods. All other expenses related to defined benefit plans are recognised in employee benefits expense in the Statement of profit and loss.



**iv) Other long term employee benefit****Compensated absences:**

Compensated absences which are not expected to occur within twelve months after the end of the period in which the employee renders the related services are recognised as a liability at the present value of the defined benefit obligation at the Balance Sheet date. The cost of providing benefits is determined using projected unit credit method, with actuarial valuations being carried out at each Balance Sheet date. Actuarial gain/loss are recognised in the statement of profit and loss in the period in which they occur.

**c) Property, Plant and Equipment**

- a) Freehold land is stated at historical cost and not depreciated. All other items of property, plant and equipment are stated at cost or deemed cost applied on transition to Ind AS, less accumulated depreciation and impairment, if any.
- b) On transition to Ind AS, the company has elected to continue with the carrying value of all its Property, plant & equipment recognized as at 1st April, 2016 measured as per previous GAAP and use that carrying value as its deemed cost of its Property plant and equipment.
- c) The Cost of an item of Property, Plant and Equipment comprises its purchase price net of recoverable taxes where applicable and any attributable expenditure (directly or indirectly) for bringing the asset to its working condition for its intended use and the borrowing costs for qualifying assets and the initial estimate of restoration cost if the recognition criteria are met. When significant parts of plant and equipment are required to be replaced at intervals, the Company depreciates them separately based on their specific useful lives.

An item of Property, Plant and Equipment and any significant part initially recognized is derecognised upon disposal or when no future economic benefits are expected from its use. Any gain or loss arising on derecognition of the asset measured as the difference between the net disposal proceeds and the carrying amount of the asset is included in the statement of Profit and loss when the asset is derecognized.

The company depreciates property, plant and equipment over their estimated useful lives using the straight-line method. The estimated useful lives of assets as prescribed under Part C of Schedule II of the Companies Act 2013 except the assets costing ₹5000/- or below on which depreciation is charged @ 100% per annum on proportionate basis, are as follows:

Building	-	30-60 years
Plant and Machinery	-	15-25 years
Office Equipment	-	05 years
Computer Equipment	-	03 years
Furniture and fittings	-	10 years
Vehicles excluding Motor cycles	-	08 years
Motor cycles	-	10 years

Advances paid towards the acquisition of property, plant and equipment outstanding at each balance sheet date is classified as capital advances under other non-current assets and the cost of assets not put to use before such date are disclosed under 'Capital work-in-progress'. The depreciation method, useful lives and residual value are reviewed periodically and at the end of each reporting period.

Subsequent expenditures relating to property, plant and equipment is capitalized only when it is probable that future economic benefits associated with these will flow to the Company and the cost of the item can be measured reliably.

Repairs and maintenance costs are recognized in net profit in the Statement of Profit and Loss when incurred.

The cost and related accumulated depreciation are eliminated from the financial statements upon sale or retirement of the asset and the resultant gains or losses are recognized in the statement of profit and loss.

**d) Intangible assets**

An Intangible asset is recognized when it is probable that the expected future economic benefits that are attributable to the asset will flow to the entity; and the cost of the asset can be measured reliably. Intangible assets are initially stated at cost less accumulated amount of amortisation and impairment if any. Cost includes purchase price and all other direct expenses incurred to make the intangible asset ready for its intended use. Intangible assets are amortised over their respective individual estimated useful lives on a straight line basis, from the date that they are available for use. The estimated useful life of an identifiable intangible asset is based on a number of factors including the effects of obsolescence etc. The amortization method, estimated useful lives are reviewed periodically and at end of each reporting period.

Intangible assets (Software) have been amortised on estimated useful life of six years.

Subsequent expenditure is capitalised only when it increases the future economic benefits embodied in the specific asset to which it relates. All other expenditure is recognised in statement of profit and loss as incurred.

The cost and related accumulated amortization are eliminated from financial statements upon disposal or retirement of the assets and the resulted gain or losses arising from de-recognition of an intangible asset are measured as the difference between the net disposal proceeds and the carrying amount of the asset and are recognized in the statement of profit and loss when the asset is derecognized.

**e) Impairment of property, plant and equipment and Intangible assets**

Property, plant and equipment and intangible assets are evaluated for recoverability whenever events or changes in circumstances indicate that their carrying amounts may not be recoverable. For the purpose of impairment testing, the recoverable amount (i.e. the higher of the fair value less cost to sell and the value-in-use) is determined on an individual asset basis unless the asset does not generate cash flows that are largely independent of those from other assets. In such cases, the recoverable amount is determined for the CGU (Cash Generating unit) to which the asset belongs.

If such assets are considered to be impaired, the impairment to be recognized in the statement of profit and loss is measured by the amount by which the carrying value of the assets exceeds the estimated recoverable amount of the asset. An impairment loss is reversed in the statement of profit and loss if there has been a change in the estimates used to determine the recoverable amount. The carrying amount of the asset is increased to its revised recoverable amount, provided that this amount does not exceed the carrying amount that would have been determined (net of any accumulated depreciation) had no impairment loss been recognized for the asset in prior years.

Impairment is reviewed periodically, including at each financial year end.

**f) Inventories**

Inventories of raw materials, stores and spares, work-in-progress and finished goods are valued at cost or net realisable value whichever is lower. The cost in respect of various items of inventories is computed as under:

- |                                |  |
|--------------------------------|--|
| a) Raw Material and Components | First in First out method plus direct expenses   |
| b) Stores and Spares           | Weighted average method plus direct expenses   |
| c) Work-in-progress            | Cost of material plus Conversion cost depending upon the stage of completion.  |
| d) Finished Goods              | Cost of material plus conversion cost, packing cost, and other overheads incurred to bring the goods to their present conditions and location. |
| e) Material in Transit         | Actual cost plus direct expenses to the extent incurred.   |

Net Realisable Value is the estimated selling price in ordinary course of business, less estimated cost of completion and estimated cost necessary to make the sales.

Obsolete stocks are identified at each reporting date on the basis of technical evaluation and are charged off to revenue.

However, materials and other items held for use in the production of Inventories are not valued at replacement cost if the finished products in which they will be incorporated are expected to be sold at or above cost.

**g) Government Grants**

The government grants are recognised only when there is a reasonable assurance of compliance that conditions attached to such grants shall be complied with and it is reasonably certain that the ultimate collection will be made.

Government grants related to revenue are recognised on a systematic basis in the statement of profit and loss over the periods necessary to match them with the related costs which they are intended to compensate.

Consequent to the amendment in Ind-AS 20 "Government Grants" w.e.f April 1, 2018, the Company has opted to continue and treat 'Government grant in relation to Property, plant and equipment' as deferred income and the same is recognised in the statement of profit and loss on a systematic basis over the useful life of the asset.

Export benefits are accounted for in the year of exports based on eligibility and when there is no uncertainty in receiving the same.

**h) Borrowing costs**

Borrowing costs that are directly attributable to the acquisition or construction of a qualifying asset are capitalised as a part of cost of such asset. Qualifying asset is one that takes substantial period of time to get ready for its intended use. All other borrowing costs are recognised as expenditure in the period in which these are incurred. Borrowing costs consist of interest and other costs that an entity incurs in connection with the borrowing of funds. Borrowing cost also includes exchange difference to the extent regarded as an adjustment to the borrowing cost.

**i) Leases**

**The Company as a lessee**

The Company's lease asset classes primarily consist of leases for land and office building. The Company assesses whether a contract contains a lease, at inception of a contract. A contract is, or contains, a lease if the contract conveys the right to control the use of an identified asset for a period of time in exchange for consideration. To assess whether a contract conveys the right to

control the use of an identified asset, the Company assesses whether: (i) the contract involves the use of an identified asset (ii) the Company has substantially all of the economic benefits from use of the asset through the period of the lease and (iii) the Company has the right to direct the use of the asset.

At the date of commencement of the lease, the Company recognizes a right-of-use asset ("ROU") and a corresponding lease liability for all lease arrangements in which it is a lessee, except for leases with a term of twelve months or less (short-term leases) and leases for which underlying asset is of low value. For these short-term and leases for which underlying asset is of low value, the Company recognizes the lease payments as an operating expense on a straight-line basis over the term of the lease.

The right-of-use assets are initially recognized at cost, which comprises the initial amount of the lease liability adjusted for any lease payments made at or prior to the commencement date of the lease plus any initial direct costs less any lease incentives. They are subsequently measured at cost less accumulated depreciation and impairment losses.

Right-of-use assets are depreciated from the commencement date on a straight-line basis over the shorter of the lease term and useful life of the underlying asset. Right of use assets are evaluated for recoverability whenever events or changes in circumstances indicate that their carrying amounts may not be recoverable. For the purpose of impairment testing, the recoverable amount (i.e. the higher of the fair value less cost to sell and the value-in-use) is determined on an individual asset basis unless the asset does not generate cash flows that are largely independent of those from other assets. In such cases, the recoverable amount is determined for the Cash Generating Unit (CGU) to which the asset belongs.

The lease liability is initially measured at amortized cost at the present value of the future lease payments. The lease payments are discounted using the interest rate implicit in the lease or, if not readily determinable, using the lessee's incremental borrowing rate. Lease liabilities are remeasured with a corresponding adjustment to the related right of use asset if the Company changes its assessment if whether it will exercise an extension or a termination option.

#### **The Company as a lessor**

Leases for which the company is a lessor is classified as a finance or operating lease. Whenever the terms of the lease transfer substantially all the risks and rewards of ownership to the lessee, the contract is classified as a finance lease. All other leases are classified as operating leases.

For operating leases, rental income is recognized on a straight line basis over the term of the relevant lease.

#### **j) Foreign currency transactions**

##### **Transaction and balances**

Transactions in foreign currency are initially recorded, on initial recognition in the functional currency, by applying to the foreign currency amount the exchange rate between the functional currency and the foreign currency at the date of the transaction.

Monetary items denominated in foreign currency are recognised using the closing exchange rate as on balance sheet date.

The non-monetary items that are measured in terms of historical cost in foreign currency are not retranslated.

Exchange differences arising on the settlement of monetary items or on reporting of monetary items at rates different from rates at which these were recognised on initial recognition during the period or reported in previous financial statements as recognised in the statement of profit and loss in the period in which they arise.

Foreign exchange differences regarded as an adjustment to borrowing costs are presented in the statements of profit and loss, within finance cost. All other foreign exchange gains and losses are presented in the statement of profit and loss on net basis.

#### **k) Accounting for Taxes on income**

Income tax expense comprises of current and deferred tax. Income tax expense is recognized in the statement of profit and loss except to when it relates to items recognized directly in equity or items recognised in other comprehensive income in which case, the current and deferred tax are also recognized in other comprehensive income or directly in equity, respectively.

Current income tax for current period is recognized at the amount expected to be paid to or recovered from the tax authorities, using the tax rates and tax laws that have been enacted or substantively enacted by the balance sheet date.

Deferred tax assets and liabilities are recognized for all temporary differences arising between the tax bases of assets and liabilities and their carrying amounts in the financial statements.

Deferred tax assets and liabilities are measured using tax rates and tax laws that have been enacted or substantively enacted by the balance sheet date and are expected to apply to taxable income in the years in which those temporary differences are expected to be recovered or settled. The effect of changes in tax rates on deferred tax assets and liabilities is recognized as income or expense in the period that includes the enactment or the substantive enactment date.

A deferred tax asset is recognized to the extent that it is probable that future taxable profit will be available against which the deductible temporary differences and tax losses can be utilized. Deferred tax assets are reviewed at each reporting date and are reduced to the extent that it is no longer probable that the related tax benefit will be realized. Deferred tax assets and deferred tax liabilities have been offset as they are governed by the same taxation laws. Unrecognised deferred tax assets are reassessed at each reporting date and are recognised to the extent that it has become probable that future taxable profits will allow deferred tax assets to be recovered.

The company offsets current tax assets and current tax liabilities, where it has a legally enforceable right to set off the recognized amounts and where it intends either to settle on a net basis, or to realize the asset and settle the liability simultaneously.

**l) Earnings per share**

Basic earnings per share is computed by dividing the profit for the period attributable to equity shareholders of the company by the weighted average number of equity shares outstanding during the period.

For the purpose of calculating diluted earnings per share, the profit for the period attributable to equity shareholder is divided by the weighted average number of shares outstanding during the period after adjusting for the effects of all dilutive potential equity shares, if any.

**m) Dividend**

Final dividends on shares are recorded as a liability on the date of approval by the shareholders and interim dividends are recorded as a liability on the date of declaration by the company's Board of Directors.

**n) Financial Instruments**

A financial instrument is any contract that gives rise to a financial asset of one entity and a financial liability or equity instrument of another entity.

Financial assets and financial liability are recognised when the company entity becomes a party to the contractual provisions of its instruments.

**i) Initial Recognition and measurement**

All financial assets and liabilities are initially recognized at fair value plus or minus transaction cost that are directly attributable to the acquisition or issue of financial asset or financial liability on initial recognition. However, trade receivables that do not contain a significant financing component are measured at transaction price.

Transaction cost that are directly attributable to the acquisition of financial assets and financial liabilities that are carried at fair value through profit or loss are immediately recognized in the statement of profit and loss.

**ii) Subsequent measurement****> Non-derivative financial instruments****1. Financial assets carried at amortised cost**

A financial asset is subsequently measured at amortised cost if it is held within a business model whose objective is to hold the asset in order to collect contractual cash flows and the contractual terms of the financial asset give rise on specified dates to cash flows that are solely payments of principal and interest on the principal amount outstanding.

**2. Financial assets at fair value through other comprehensive income**

A financial asset is subsequently measured at fair value through other comprehensive income if it is held within a business model whose objective is achieved by both collecting contractual cash flows and selling financial assets and the contractual terms of the financial asset give rise on specified dates to cash flows that are solely payments of principal and interest on the principal amount outstanding.

**3. Investment in Equity Instruments measured at fair value through OCI**

The company can make an irrevocable election for its investment which are classified as equity instruments to present the subsequent changes in fair value in other comprehensive income based on its business model.

These elected investments are initially measured at fair value plus transaction cost, subsequently they are measured at fair value with gains and losses arising from changes in fair value recognized in Other Comprehensive Income and accumulated in the Reserve for equity instruments through Other Comprehensive Income. The cumulative gain or loss is not reclassified to the Statement of Profit or loss on disposal of the investments.

- The above election is not permitted if the equity investment is held for trading.

Dividend on these investments in equity instruments are recognised in profit or loss when the Company's right to receive the dividends is established, it is probable that the economic benefits associated with the dividend will flow to the entity, the dividend does not represent a recovery of part of cost of the investment and the amount of dividend can be measured reliably. Dividends recognised in profit or loss are included in the 'Other income' line item.

**4. Financial assets at fair value through profit or loss**

A financial asset which is not classified in any of the above categories is subsequently measured at fair value through profit or loss.

Debt instruments that meet the amortised cost criteria or the fair value through other comprehensive income but are designated as fair value through profit or loss are measured at FVTPL.

**5. Financial liabilities**

The financial liabilities are subsequently carried at amortized cost using the effective interest method.

**> Derivative financial instruments**

The Company holds derivative financial instruments such as foreign exchange forward and option contracts to mitigate the risk of changes in exchange rates on foreign currency exposures. The counter party for these contracts is generally a bank.

**Financial Asset or Financial Liability at fair value through Profit or Loss**

This category has derivative financial assets or liabilities which are not designated as hedges.

Although the company believes that these derivatives constitute hedges from an economic perspective, they may not qualify for hedge accounting under Ind AS 109, Financial Instruments. Any derivative that is either not designated a hedge, or is so designated but is ineffective as per Ind AS 109, is categorized as a financial asset or financial liability, at fair value through profit or loss.

Derivatives not designated as hedges are recognized initially at fair value and attributable transaction costs are recognized in the statement of profit and loss when incurred. Subsequent to initial recognition, these derivatives are measured at fair value through profit or loss and the resulting exchange gains or losses are charged to statement of profit and loss. Assets/ liabilities in this category are presented as current assets/current liabilities if they are either held for trading or are expected to be realized within 12 months after the balance sheet date.

➤ **Cash Flow Hedge**

The Company has not designated derivative financial instruments as cash flow hedges.

➤ **Equity Instruments:**

Equity instruments are any contract that evidences a residual interest in the assets of an equity after deducting all of its liabilities.

➤ **Ordinary Shares**

Equity shares issued by the company are classified as equity. Incremental costs directly attributable to the issuance of new ordinary shares and share options are recognized as a deduction from equity, net of any tax effects.

➤ **Derecognition of financial instruments**

A financial asset is derecognized when the contractual rights to the cash flows from the financial asset expire or it transfers the financial asset and the transfer qualifies for derecognition under Ind AS 109.

A financial liability is derecognized when the obligation specified in the contract is discharged or cancelled or expires.

➤ **Offsetting**

Financial assets and financial liabilities are offset and the net amount is presented in the balance sheet when, and only when, the company has a legally enforceable right to set off the amount and it intends, either to settle them on a net basis or to realize the asset and settle the liability simultaneously.

➤ **Fair value Measurement**

The fair value of financial instruments is determined using the valuation techniques that are appropriate in the circumstances and for which sufficient data are available to measure fair value, maximizing the use of relevant observable inputs and minimizing the use of unobservable inputs.

Based on the three level fair value hierarchy, the methods used to determine the fair value of financial assets and liabilities include quoted market price, discounted cash flow analysis and valuation certified by the external valuer.

In case of financial instruments where the carrying amount approximates fair value due to the short maturity of those instruments, carrying amount is considered as fair value.

o) **Impairment of financial assets**

Financial assets that are carried at amortised cost and fair value through other comprehensive income (FVOCI) are assessed for possible impairments basis expected credit losses taking into account the past history of recovery, risk of default of the counterparty, existing market conditions etc. The impairment methodology applied depends on whether there has been a significant increase in credit risk since initial recognition.

Expected Credit Losses are measured through a loss allowance at an amount equal to:

- The 12-months expected credit losses (expected credit losses that result from those default events on the financial instrument that are possible within 12 months after the reporting date); or
- Full lifetime expected credit losses (expected credit losses that result from all possible default events over the life of financial instruments).

For trade receivables or any contractual right to receive cash or another financial asset that result from transaction that are within the scope of Ind AS 115 and Ind AS 116. The Company always measures the loss allowance at an amount equal to lifetime expected credit losses.

Further, for the purpose of measuring lifetime expected credit loss allowance for trade receivables, the company has used a practical expedient as permitted under Ind AS 109. The company follows simplified approach does not require the company to track changes in credit risk. Rather it recognizes impairment loss allowance based on lifetime ECL's at each reporting date, right from its initial recognition.

For other assets, the company uses 12 months ECL to provide for impairment loss where is no significant increase in credit risk. If there is significant increase in credit risk full lifetime ECL is used.

p) **Segment reporting**

An operating segment is a component of the company that engages in business activities from which it may earn revenues and incur expenses, including revenues and expenses that relate to transactions with any of the company's other components, and for which discrete financial information is available. Segments are identified based on the manner in which the Company's Chief Operating Decision Maker ('CODM') decides about resource allocation and reviews performance.

**q) Cash flow statement**

The cash flow statement is prepared in accordance with the Indian Accounting Standard (Ind AS) – 7 “Statement of Cash flows” using the indirect method for operating activities.

**r) Cash and cash equivalent**

Cash and cash equivalent include cash in hand, balances with banks and short term deposits where the original maturity is three months or less and which are subject to an insignificant risk of changes in value. Bank overdraft are included as a component of cash and cash equivalent for the purpose of statement of cash flow.

**s) Provisions and Contingent Liabilities****Provisions**

A provision is recognized if, as a result of past event, the company has a present obligation (legal or constructive) and reliable estimate can be made of the amount of the obligation and it is probable that an outflow of economic benefits will be required to settle the obligation.

If the effect of the time value of money is material, provisions are discounted using a current pre-tax rate that reflects, when appropriate, the risks specific to the liability. When discounting is used, the increase in the provision due to the passage of time is recognized as finance cost.

**Contingent liability**

Contingent liability is disclosed in the case of:

- A present obligation arising from past events, when it is not probable that an outflow of resources will be required to settle the obligation;
- A present obligation arising from past events, when no reliable estimate is possible;
- A possible obligation arising from past events, unless the probability of outflow of resources is remote.

Commitments include the amount of purchase order (net of advances) issued to parties for completion of assets.

Provisions, contingent liabilities, contingent assets and commitments are reviewed at each balance sheet date.

Contingent assets are neither recognised nor disclosed in the standalone financial statements since this may result in the recognition of income that may never be accrued/ realised.

**2.4 Significant accounting judgements, estimates and assumptions**

The preparation of the financial statements in conformity with Indian Accounting Standards (Ind AS) require management to make judgements, estimates and assumptions that affect the application of accounting policies and the reported amount of revenues, expenses, assets and liabilities and disclosure of contingent liabilities at the date of the financial statement and reported amount of revenue and expense during the period.

Although these estimates are based upon management's best knowledge of current events and actions, uncertainty about these assumptions and estimates could result in the outcome requiring a material adjustment to the carrying amount of assets or liabilities in future period. The estimates and underlying assumptions are reviewed on an ongoing basis. Revisions to accounting estimates are recognized in the period in which the estimate is revised if the revision affects only the period of the revision and future periods if the revision affects both current and future periods.

The following are the areas of estimation uncertainty and critical judgements that the management has made in the process of applying the Company's accounting policies and that have the most significant effect on the amounts recognised in the financial statements:

**i) Useful lives of property, plant and equipment**

The estimated useful lives of property, plant and equipment are based on a number of factors including the effects of obsolescence, internal assessment of user experience and other economic factors (such as the stability of the industry, and known technological advances) and the level of maintenance expenditure required to obtain the expected future cash flows from the asset.

The Company reviews the useful life of property, plant and equipment at the end of each reporting date.

**ii) Recoverable amount of property, plant and equipment**

The recoverable amount of property plant and equipment is based on estimates and assumptions regarding the expected market outlook and expected future cash flows. Any changes in these assumptions may have a material impact on the measurement of the recoverable amount and could result in impairment.

**iii) Defined benefit plans**

Employee benefit obligations are measured on the basis of actuarial assumptions including any changes in these assumptions that may have a material impact on the resulting calculations. An actuarial valuation involves making various assumptions that may differ from actual developments in the future. These include the determination of the discount rate, future, salary increases, mortality rates and future pension increases. All assumptions are reviewed at each reporting date

**iv) Recognition of deferred tax assets**

Management judgement is required for the calculation of provision for income taxes and deferred tax assets and liabilities. The company reviews at each balance sheet date the carrying amount of deferred tax assets. The factors used in estimates may differ from actual outcome which could lead to signification adjustment to the amounts reported in financial statement.

**v) Contingencies**

Management judgement is required for estimating the possible outflow of resources, if any, in respect of contingencies/claims/litigations against the Company as it is not possible to predict the outcome of pending matters with accuracy. The Company annually assesses such claims and monitors the legal environment on an ongoing basis, with the assistance of external legal counsel, wherever necessary.

**vi) Fair value measurement**

Some of the company's assets and liabilities are measured at fair value for financial reporting process. In estimating the fair value of an asset or liability, the company uses market-observable data to the extent is available.

**vii) Income Tax**

The Company's tax jurisdiction is India. Significant judgements are involved in determining the provision for income taxes including judgement on whether tax positions are probable of being sustained in tax assessments. A tax assessment can involve complex issues, which can only be resolved over extended time periods.

**viii) Inventory**

Management has carefully estimated the net realizable values of inventories, taking into account the most reliable evidence available at each reporting date. The future realization of these inventories may be affected by market driven changes

**2.5 Indian Accounting Standards (Ind AS) notified but not yet effective.**

Ministry of Corporate Affairs ("MCA") notifies new standards or amendments to the existing standards under Companies (Indian Accounting Standards) Rules as issued from time to time. On March 31st, 2023, MCA amended the Companies (Indian Accounting Standards) Amendment Rules, 2023, as below:

- i) **Ind AS 12 - Income Taxes** - This amendment has narrowed the scope of the initial recognition exemption so that it does not apply to transactions that give rise to equal and offsetting temporary differences. The effective date for adoption of this amendment is annual periods beginning on or after April 1, 2023. The Company has evaluated the amendment and there is no impact on its financial statement.
- ii) **Ind AS 1 - Presentation of Financial Statements** - This amendment requires the entities to disclose their material accounting policies rather than their significant accounting policies. The effective date for adoption of this amendment is annual periods beginning on or after April 1, 2023. The Company is currently revising their accounting policy information disclosure to ensure consistency with the amended requirements.
- iii) **Ind AS 8 - Accounting Policies, Changes in Accounting Estimates and Errors** - This amendment has introduced a definition of 'accounting estimates' and included amendments to Ind AS 8 to help entities distinguish changes in accounting policies from changes in accounting estimates. The effective date for adoption of this amendment is annual periods beginning on or after April 1, 2023. The Company has evaluated the amendment and there is no impact on its financial statements.

**3 Current - non-current classification**

All assets and liabilities have been classified as current and non-current on the basis of the following criteria:

**Assets**

An asset is classified as current when it satisfies any of the following criteria:

- a) it is expected to be realised in, or is intended for sale or consumption in, the company's normal operating cycle;
- b) it is held primarily for the purpose of being traded;
- c) it is expected to be realised within 12 months after the reporting date; or
- d) it is cash or cash equivalent unless it is restricted from being exchanged or use to settle a liability for at least 12 months after the reporting date.

Current assets include the current portion of non-current financial assets.

All other assets are classified as non-current.

**Liabilities**

A liability is classified as current when it satisfies any of the following criteria:

- a) it is expected to be settled in the company's normal operating cycle;
- b) it is held primarily for the purpose of being traded;
- c) it is due to be settled within 12 months after the reporting date; or
- d) The Company does not have an unconditional right to defer settlement of the liability for at least 12 months after the reporting date. Terms of a liability that could, at the option of the counterpart, result in its settlement by the issue of equity instruments do not affect its classification.

Current liabilities include current portion of non-current financial liabilities.

All other liabilities are classified as non-current

**Operating cycle**

Operating cycle is the time between the acquisition of assets for processing/servicing and their realization in cash or cash equivalents.

**3 (a) Property, plant and equipment**

(₹ In lakhs)

Particulars	As at 31st March 2023	As at 31st March 2022
<b>Carrying amount of</b>		
Freehold Land	380.14	380.14
Buildings	2,811.74	2,929.04
Plant and equipment	17,448.79	17,886.88
Furniture and fixtures	15.78	19.76
Vehicles	605.46	435.59
Office equipment	30.54	29.07
<b>Total Property, plant and equipment</b>	<b>21,292.45</b>	<b>21,680.48</b>

Particulars	Freehold land	Buildings	Plant and equipment	Furniture and fixtures	Vehicles	Office equipment	Total
<b>Gross Carrying Value as at 01st April 2022</b>	<b>380.14</b>	<b>3551.69</b>	<b>22295.69</b>	<b>52.27</b>	<b>1006.48</b>	<b>94.27</b>	<b>27380.54</b>
Additions	-	22.67	531.14	0.39	331.55	12.05	897.80
Deletions	-	-	13.26	-	199.41	-	212.67
<b>Balance at 31st March 2023</b>	<b>380.14</b>	<b>3574.36</b>	<b>22813.56</b>	<b>52.66</b>	<b>1138.62</b>	<b>106.32</b>	<b>28065.66</b>
<b>Accumulated depreciation as at 1st April 2022</b>	<b>-</b>	<b>622.65</b>	<b>4408.81</b>	<b>32.51</b>	<b>570.89</b>	<b>65.20</b>	<b>5700.06</b>
Depreciation for the year	-	139.98	960.96	4.37	121.35	10.58	1237.24
Accumulated depreciation on deletions	-	-	5.00	-	159.07	-	164.07
<b>Accumulated depreciation as at 31st March 2023</b>	<b>-</b>	<b>762.62</b>	<b>5364.77</b>	<b>36.88</b>	<b>533.16</b>	<b>75.78</b>	<b>6773.21</b>
<b>Carrying Value as of 31st March 2023</b>	<b>380.14</b>	<b>2811.74</b>	<b>17448.79</b>	<b>15.78</b>	<b>605.46</b>	<b>30.54</b>	<b>21292.45</b>
<b>Carrying Value as of 1st April 2022</b>	<b>380.14</b>	<b>2929.04</b>	<b>17886.88</b>	<b>19.76</b>	<b>435.59</b>	<b>29.07</b>	<b>21680.48</b>
<b>Gross Carrying Value as at 01st April 2021</b>	<b>380.14</b>	<b>3315.40</b>	<b>20865.84</b>	<b>50.39</b>	<b>1049.50</b>	<b>87.00</b>	<b>25748.27</b>
Additions	-	236.29	1429.85	1.88	-	7.27	1675.29
Deletions	-	-	-	-	43.02	-	43.02
<b>Balance at 31st March 2022</b>	<b>380.14</b>	<b>3551.69</b>	<b>22295.69</b>	<b>52.27</b>	<b>1006.48</b>	<b>94.27</b>	<b>27380.54</b>
<b>Accumulated depreciation as at 1st April 2021</b>	<b>-</b>	<b>485.81</b>	<b>3469.58</b>	<b>27.71</b>	<b>481.34</b>	<b>53.86</b>	<b>4518.30</b>
Depreciation for the year	-	136.84	939.24	4.80	116.87	11.34	1209.09
Accumulated depreciation on deletions	-	-	-	-	27.32	-	27.32
<b>Accumulated depreciation as at 31st March 2022</b>	<b>-</b>	<b>622.65</b>	<b>4408.81</b>	<b>32.51</b>	<b>570.89</b>	<b>65.20</b>	<b>5700.06</b>
<b>Carrying Value as of 31st March 2022</b>	<b>380.14</b>	<b>2929.04</b>	<b>17886.88</b>	<b>19.76</b>	<b>435.59</b>	<b>29.07</b>	<b>21680.48</b>
<b>Carrying Value as of 1st April 2021</b>	<b>380.14</b>	<b>2829.59</b>	<b>17396.26</b>	<b>22.68</b>	<b>568.16</b>	<b>33.14</b>	<b>21229.97</b>

**Depreciation and Amortisation expense**

Particulars	Note	Current Year	Previous Year
* Depreciation for the year on Property plant and equipment	3 a	1237.24	1209.09
* Depreciation for the year on Right of use Assets	3 b	86.31	79.48
* Amortisation for the year on Intangible Assets	3 d	-	0.32
Less amount transferred from deferred revenue on account of capital grant against PPE		(7.46)	(7.46)
<b>Depreciation and Amortisation expense on Property Plant and equipment</b>		<b>1316.09</b>	<b>1281.43</b>



**Notes on property, plant and equipment**

1. Borrowing cost capitalised during the year ₹Nil (31st March 2022 : ₹Nil).
2. Refer to note 40 for information on property, plant and equipments pledged as security by the Company.
3. The title deeds of Immovable properties are held in the name of the Company
4. The Company has not revalued its Property, Plant and Equipment during the year.

**3 (b) Right of Use Asset**

(₹ In lakhs)

Particulars	As at 31st March 2023	As at 31st March 2022
<b>Carrying amount of</b>		
Land	178.73	192.55
Buildings	-	8.71
<b>Total Right of Use Assets</b>	<b>178.73</b>	<b>201.26</b>

(₹ In lakhs)

Particulars	Land	Building	Total
<b>Gross Carrying Value as at 1st April 2022</b>	<b>357.25</b>	<b>51.52</b>	<b>408.77</b>
Additions	64.73	-	64.73
Adjustments/Modification	(1.56)	-	(1.57)
Deletions	35.56	51.52	87.07
<b>Balance at 31st March 2023</b>	<b>384.86</b>	<b>-</b>	<b>384.86</b>
<b>Accumulated depreciation as at 1st April 2022</b>	<b>164.70</b>	<b>42.81</b>	<b>207.51</b>
Depreciation			
- for the year	77.60	8.71	86.31
- Adjustments/Modification	(0.61)	-	(0.61)
Accumulated depreciation on deletions	35.56	51.52	87.08
<b>Accumulated depreciation as at 31st March 2023</b>	<b>206.13</b>	<b>-</b>	<b>206.13</b>
<b>Carrying Value as of 31st March 2023</b>	<b>178.73</b>	<b>-</b>	<b>178.73</b>
<b>Carrying Value as of 1st April 2022</b>	<b>192.55</b>	<b>8.71</b>	<b>201.26</b>

(₹ In lakhs)

Particulars	Land	Building	Total
<b>Gross Carrying Value as at 1st April 2021</b>	<b>351.14</b>	<b>51.52</b>	<b>402.66</b>
Additions	12.24	-	12.24
Adjustments/Transfer	-	-	-
Deletions	6.13	-	6.13
<b>Balance at 31st March 2022</b>	<b>357.25</b>	<b>51.52</b>	<b>408.77</b>
<b>Accumulated depreciation as at 1st April 2021</b>	<b>107.42</b>	<b>26.74</b>	<b>134.16</b>
Depreciation for the year	63.41	16.07	79.48
Accumulated depreciation on deletions	6.13	-	6.13
<b>Accumulated depreciation as at 31st March 2022</b>	<b>164.70</b>	<b>42.81</b>	<b>207.51</b>
<b>Carrying Value as of 31st March 2022</b>	<b>192.55</b>	<b>8.71</b>	<b>201.26</b>
<b>Carrying Value as of 1st April 2021</b>	<b>243.72</b>	<b>24.78</b>	<b>268.50</b>

Note: The Company has not revalued its Right of Use Assets during the year.

**Disclosures as required by Indian Accounting Standard (Ind AS) 116 Lease****1 Company as a lessee**

The Company has lease contracts for Land and Buildings. Leases of land have lease terms of 1 to 10 years. The Company's obligations under its leases are secured by the lessor's title to the leased assets. Generally, the Company is restricted from assigning and subleasing the leased assets.

- (a) The depreciation expense on ROU assets of ₹86.31 lakhs (previous year ₹79.48 lakhs) is included under depreciation and amortization expense in the statement of Profit and Loss.
- (b) Interest Expense on the lease liability amounting to ₹16.52 lakhs (previous year ₹20.18 lakhs) has been included as a component of finance costs in the statement of Profit and Loss.

**(c) The changes in the carrying value of Right of Use assets during the year is as under:- (₹ In lakhs)**

Particulars	Gross Carrying Value	Depreciation	Net Carrying Value
<b>(i) Land</b>			
<b>As at 1st April 2021</b>	351.14	107.42	243.72
Addition during the year	12.24	-	
Depreciation during the year	-	63.41	
Deletions during the year	6.13	6.13	
As at 31st March 2022	<b>357.25</b>	<b>164.70</b>	<b>192.55</b>
<b>As at 1st April 2022</b>	357.25	164.70	192.55
Addition during the year	64.73	-	
Adjustments / Modification	(1.56)	(0.61)	
Depreciation during the year	-	77.60	
Deletions during the year	35.56	35.56	
As at 31st March 2023	<b>384.86</b>	<b>206.13</b>	<b>178.73</b>
<b>(ii) Buildings</b>			
<b>As at 1st April 2021</b>	51.52	26.74	24.78
Addition during the year	-	-	
Depreciation during the year	-	16.07	
Deletions during the year			
As at 31st March 2022	<b>51.52</b>	<b>42.81</b>	<b>8.71</b>
<b>As at 1st April 2022</b>	51.52	42.81	8.71
Addition during the year			
Depreciation during the year	-	8.71	
Deletions during the year	51.52	51.52	
As at 31st March 2023	-	-	-

**(d) The following is the break-up of current and non-current lease liabilities (₹ In lakhs)**

Particulars	As at 31st March 2023	As at 31st March 2022
Current lease liabilities	77.72	72.25
Non-Current lease liabilities	87.15	113.58
Total	<b>164.87</b>	<b>185.83</b>

**(e) The following is the movement in lease liabilities**

<b>Balance at the beginning of the year</b>	<b>185.83</b>	<b>260.73</b>
Addition during the year	64.73	12.24
Modification during the year	-	-
Finance cost accrued during the year	16.52	20.18
Payment of lease liabilities	(102.21)	(107.32)
<b>Balance at the end of the year</b>	<b>164.87</b>	<b>185.83</b>

## (f) Contractual maturities of lease liabilities is as under :-

(₹ In lakhs)

Particulars	As at 31st March 2023	As at 31st March 2022
Within one year	89.70	85.96
More than one year but not more than three years	72.27	98.45
More than three years but not more than five years	22.27	19.39
More than five years	6.31	12.62
<b>Total Minimum Lease payments</b>	<b>190.55</b>	<b>216.42</b>
Less Amount representing finance charges	25.68	30.59
<b>Present value of minimum lease payments</b>	<b>164.87</b>	<b>185.83</b>

The Company does not face any significant liquidity risk with regard to its lease liabilities as the current assets are sufficient to meet the obligations related to lease liabilities as and when they fall due. The discounted rate applied to lease liabilities is 9% p.a.

- (g) The Company incurred ₹9.90 lakhs (previous year ₹Nil) during the year towards expense relating to short term leases having tenure less than 12 months.

**2 Company as a lessor**

The Company has given assets on lease under operating lease cancellable operating leases agreements. The cancellable arrangements can be terminated by either party after giving due notice. The rental income recognized during the year amount to ₹24.42 lakhs (Previous year ₹24.21 lakhs) has been disclosed under Note 32 "Other Income".

**3 (c) Capital work in progress**

(₹ In lakhs)

Particulars	As at 31st March 2023	As at 31st March 2022
Capital work-in-progress	471.22	878.11
	<u>471.22</u>	<u>878.11</u>

**Capital Work in Progress ageing schedule for the year ended 31st March, 2023**

(₹ In lakhs)

Particulars	Less than 1 year	1-2 years	2-3 years	More than 3 years	Total
Projects in progress	6.51	464.71	-	-	471.22
Projects temporarily suspended	-	-	-	-	-
Total	<u>6.51</u>	<u>464.71</u>	<u>-</u>	<u>-</u>	<u>471.22</u>

**Capital Work in Progress ageing schedule for the year ended 31st March, 2022**

(₹ In lakhs)

Particulars	Less than 1 year	1-2 years	2-3 years	More than 3 years	Total
Projects in progress	739.18	-	0.97	137.96	878.11
Projects temporarily suspended	-	-	-	-	-
Total	<u>739.18</u>	<u>-</u>	<u>0.97</u>	<u>137.96</u>	<u>878.11</u>

Capital work in progress where completion is overdue or has exceeded its cost compared to its original plan. The project wise detail of when the project is expected to be completed is given below as at 31st March 2023 and 31st March 2022 as under :-

As at 31st March 2023

Particulars	Overdue Projects to be completed in				Total
	Less than 1 year	1-2 years	2-3 years	More than 3 years	
Where completion is overdue	464.71	-	-	-	464.71
Where Cost exceeded its original plan	-	-	-	-	-
Total	<u>464.71</u>	<u>-</u>	<u>-</u>	<u>-</u>	<u>464.71</u>

As at 31st March 2022

Particulars	Overdue Projects to be completed in				Total
	Less than 1 year	1-2 years	2-3 years	More than 3 years	
Where completion is overdue	138.93	-	-	-	138.93
Where Cost exceeded its original plan	-	-	-	-	-
Total	138.93	-	-	-	138.93

**3 (d) Other Intangible Assets**

(₹ In lakhs)

Particulars	As at 31st March 2023	As at 31st March 2022
<b>Carrying amount of</b>		
Computer Software	1.54	1.54
<b>Total Intangible Assets</b>	<u>1.54</u>	<u>1.54</u>

(₹ In lakhs)

Particulars	Computer Software
<b>Cost or Deemed Cost</b>	
Balance at 01 <sup>st</sup> April 2022	4.44
Additions	-
Adjustments/Transfer	-
Deletions	-
<b>Balance at 31<sup>st</sup> March 2023</b>	<u>4.44</u>
<b>Accumulated depreciation as at 1<sup>st</sup> April 2022</b>	2.90
Depreciation for the year	-
Accumulated depreciation on deletions	-
<b>Accumulated depreciation as at 31<sup>st</sup> March 2023</b>	<u>2.90</u>
<b>Carrying Value as of 31<sup>st</sup> March 2023</b>	1.54
<b>Carrying Value as of 1<sup>st</sup> April 2022</b>	1.54
<b>Cost or Deemed Cost</b>	
Balance at 01 <sup>st</sup> April 2021	4.44
Additions	-
Adjustments/Transfer	-
Deletions	-
<b>Balance at 31<sup>st</sup> March 2022</b>	<u>4.44</u>
<b>Accumulated depreciation as at 1<sup>st</sup> April 2021</b>	2.58
Depreciation for the year	0.32
Accumulated depreciation on deletions	-
<b>Accumulated depreciation as at 31<sup>st</sup> March 2022</b>	<u>2.90</u>
<b>Carrying Value as of 31<sup>st</sup> March 2022</b>	1.54
<b>Carrying Value as of 1<sup>st</sup> April 2021</b>	<u>2.34</u>

Note:

1. These intangible assets are not internally generated.
2. Intangible assets under development is ₹Nil (previous year Nil)
3. The Company has not revalued its Intangible Assets during the year.

(₹ in lakhs)

Particulars	As at 31st March 2023	As at 31st March 2022
<b>4 Investments (Non Current)</b>		
<b>Investments carried at fair value through Profit or loss (FVTPL)</b>		
<b>Investment in equity instruments (quoted) fully paid up</b>		
990 (31st March 2022 : 990) equity shares of ICICI Bank Ltd ₹2 each fully paid)	8.69	7.23
1280000 (31st March 2022 : 1280000) equity shares of Adinath Textiles Ltd ₹10 each fully paid up	300.67	793.60
250 (31st March 2022 : 250) equity shares of Himachal Fibres Ltd ₹1 each fully paid up	0.01	-
Nil (31st March 2022 : 50) equity shares of Shiva Papers Ltd ₹10 each fully paid up **	-	-
Nil (31st March 2022 : 50) equity shares of Priyadarshani Spg & Weaving Mills Ltd ₹10 each fully paid up **	-	-
50 (31st March 2022 : 50) equity shares of Pasupati Spng. & Weaving Mills Ltd ₹10 each fully paid up	0.01	-
<b>Investment in equity instruments (unquoted) fully paid up</b>		
23500 (31st March 2022 : 23500) equity shares of Fountain Tie Up Pvt Ltd ₹10/- each fully paid up	52.10	52.24
5 (31st March 2022 : 5) equity shares of Raheja Chamber Premises Society Ltd ₹50 each fully paid up	- *	-
Nil (31st March 2022 : 1) equity share of The Karnal Co-operative Sugar Ltd ₹100 each fully paid up **	-	-
50 (31st March 2022 : 50) equity shares of Aurangabad Paper Mill Ltd ₹10 each fully paid up	-	-
<b>TOTAL</b>	<b>361.48</b>	<b>853.07</b>
1. Aggregate book value of quoted investments	0.13	0.13
2. Aggregate Market value of quoted investments	309.38	800.83
3. Aggregate book value of unquoted investments	1.88	1.88
4. Aggregate Market value of unquoted investments	52.10	52.24
5. Aggregate amount of impairment in value of investments	-	-
*Read as ₹250/- , **amount Written off		
<b>5 Financial Asset: Loans</b>		
<b>Non Current</b>		
<b>Financial assets at amortized cost considered good - unsecured</b>		
Loan to employees	8.73	6.89
<b>TOTAL</b>	<b>8.73</b>	<b>6.89</b>
Note: Loan or advances granted to promoters, directors, KMP's and other related parties is ₹Nil (31st March 2022 Nil)		
<b>6 Other financial assets</b>		
<b>Non Current (Financial assets at amortized cost) (unsecured considered good, unless otherwise stated)</b>		
Banks Deposits with more than 12 months maturity *	79.94	108.43
Others		
-Interest accrued on fixed deposits	6.88	3.86
<b>TOTAL</b>	<b>86.82</b>	<b>112.29</b>
*Includes ₹79.94 lakhs (31st March 2022 ₹108.43 lakhs), kept as fixed deposits against bank guarantees, letter of credits and other commitments		
<b>7 Other non current assets</b>		
<b>(Unsecured considered good)</b>		
Capital Advances	90.09	63.85
<b>Advances other than Capital Advances</b>		
Security Deposits	356.13	356.13
Prepaid expenses	35.67	27.52
Balances with Statutory/Government Authorities	74.04	74.24
Deferred Expense for Employee Benefit (Loan)	0.28	0.18
<b>TOTAL</b>	<b>556.21</b>	<b>521.92</b>

**8 Inventories (At cost or net realizable value whichever is lower) (₹ in lakhs)**

Particulars	As at 31st March 2023	As at 31st March 2022
Raw materials	2,282.78	2,038.86
Work in Progress	317.27	250.71
Finished Goods	312.99	303.49
Stores, Spares and components	1,976.27	2,398.00
<b>Material in Transit</b>		
- Raw Material	117.61	40.97
- Store, Spares and components	35.82	35.20
	<b>5,042.74</b>	<b>5,067.23</b>

## Notes:

- The cost of inventories recognised as an expense during the year was ₹44959.90 lakhs (31st March 2022 : ₹33452.52 lakhs).
- The mode of valuation of inventories has been stated in Note 2.3 (f) on Accounting policy for inventories i.e. at cost or net realisable value which ever is lower
- Refer to note 40 for information on inventories pledged as security by the Company.

**9 Investments (current)****Investments carried at Fair value through Profit or loss****Investment in Equity Fund/Liquid Funds/Debt Funds (Quoted)**

100000 (31st March 2022 : 100000) units of ₹10 each of SBI Banking Financial Services Fund-GP	24.68	23.65
4834744.563 (31st March 2022 : 4834744.563) units of ₹10/- each of Kotak Balanced Advantage Fund -GP	723.91	696.59
433703.198 (31st March 2022 : 433703.198) units of ₹10/- each of DSP Short Term Fund -GP	171.13	165.09
781961.513 (31st March 2022 : 781961.513) units of ₹10/- each of Nippon India Short Term Fund-GP	346.94	334.65
68521.458 (31st March 2022 : 178647.765) units of ₹10 each of Franklin India Credit Risk Fund -GP	17.01	42.53
Segregated portfolios of Nippon India and Franklin India Funds	10.78	13.59
6110191.53 (31st March 2022 : 6110191.53) units of ₹10/- each of Axis Equity Saver Fund - GP	1,024.07	1,019.79
14097.37 (31st March 2022 : 14097.37) units of ₹1000/- each of Axis Banking & PSU Debt Fund - Growth	314.89	301.79
2201511.705 (31st March 2022 : 2201511.705) units of ₹10/- each of BOI AXA Credit Risk Fund - GP	234.91	226.22
2148381.665 (31st March 2022 : 2148381.665) units of ₹10/- each of ICICI Prudential Balanced Advantage Fund - GP	1,128.33	1,064.52
1156588.157 (31st March 2022 : 1156588.157) units of ₹10/- each of ICICI Prudential Banking And PSU Debt Fund- Growth	318.61	302.27
2353350.782 (31st March 2022 : 2353350.782) units of ₹10/- each of ICICI Prudential Short Term Fund - Growth Option	1,189.14	1,124.61
613195.977 (31st March 2022 : 613195.977) units of ₹10/- each of ICICI Prudential Balanced Advantage Fund- Direct Plan- Growth	354.30	332.11
2908299.742 (31st March 2022 : 2908299.742) units of ₹10/- each of Tata Balanced Advantage Fund - Regular Plan - Growth	442.14	425.57
104572.721 (31st March 2022 : 104572.721) units of ₹10/- each of HDFC Balanced Advantage Fund - Regular Plan - Growth	338.09	298.48
624882.834 (31st March 2022 : 624882.834) units of ₹10/- each of IDFC Bond Fund - Medium Term Plan - Growth -(Regular Plan)	243.01	237.96
1248498.874 (31st March 2022 : 1054860.221) units of ₹10/- each of ICICI Prudential Balanced Advantage Fund - Growth	655.71	522.68

(₹ in lakhs)

Particulars	As at 31st March 2023	As at 31st March 2022
<b>Investment in Equity Fund/Liquid Funds/Debt Funds (Quoted) Contd.</b>		
1008037.275 (31st March 2022 : 831492.430) units of ₹10/- each of ICICI Prudential Balanced Advantage Fund- Direct Plan- Growth	582.44	450.34
653811.181 (31st March 2022 : 653811.181) units of ₹10/- each of Edelweiss Balanced Advantage Fund- GP	236.55	232.49
Nil (31st March 2022 : 300) units of Edelweiss All Weather Equity Solution Fund	-	450.00
19484.706 (31st March 2022 : 19484.706) units of ₹1000/- each of Kotak pre IPO Opportunity Fund	190.17	208.87
259.50 (31st March 2022 : 259.50) units of ₹100000/- each of Emerging India Credit Opportunities Fund	259.50	259.50
258.0398 (31st March 2022 : 258.0398) units of ₹100000/- each of Kotak Optimus Moderate Scheme Class A	330.01	336.19
Nil (31st March 2022 : 20) units of ₹1000000/- each of Shriram Transport Finance Company Limited	-	229.72
80 (31st March 2022 : Nil) Edelweiss Alternative Asset Advisors Ltd-GSEC Link NCD	820.90	-
30 (31st March 2022 : Nil) Nuvama Wealth Finance Ltd : Leap Index Linked Security NCD	296.74	-
30 (31st March 2022: Nil) ECAP Equities Ltd LEAP Index Linked Security NCD	281.63	-
49 (31st March 2022 : Nil) Nuvama Wealth Finance Limited LEAP Index Linked Security NCD	472.42	-
732399.56 (31st March 2022 : Nil) Aditya Birla Sun Life Dynamic Bond Fund-Direct Plan Growth	299.99	-
775441.573 (31st March 2022 : Nil) Aditya Birla Sun Life Dynamic Bond Fund -Regular Plan Growth	299.99	-
62602.857 (31st March 2022 : Nil) ICICI Prudential Multi Asset Fund-Growth	299.99	-
57867.577 (31st March 2022 : Nil) ICICI Prudential Multi Asset Fund-Direct Plan-Growth	299.99	-
29998.5 (31st March 2022 : Nil) Tata Equity Plus Absolute Return	305.94	-
01 (31st March 2022 : Nil) Kotak Private Credit Fund AIF	25.00	-
50 (31st March 2022 : Nil) 9.00% Shriram Transport Finance 2023-Bonds	500.36	-
50 (31st March 2022 : Nil) 6.6835% HDB Financial Services 2023-Bonds	496.06	-
50 (31st March 2022 : Nil) 8.6179% Cholamandalam Invt 2024-Bonds	502.03	-
20 (31st March 2022 : Nil) Vivriti Capital Private Limited Br NCD	208.81	-
1118424.734 (31st March 2022 : Nil) Hdfc Short Term Debt Fund-Regular Plan- Growth	299.99	-
1091120.385 (31st March 2022 : Nil) Hdfc Short Term Debt Fund-Direct Plan- Growth	299.98	-
971860.009 (31st March 2022 : Nil) ICICI Prudential All Seasons Bond Fund-Growth	299.98	-
914270.652 (31st March 2022 : Nil) ICICI Prudential All Seasons Bond Fund-Direct Plan-Growth	299.98	-
Total Current Investments	<u>15,446.10</u>	<u>9,299.21</u>
Notes:		
1. Aggregate book value of quoted investments	13,414.20	7,609.11
2. Aggregate Market value of quoted investments	15,446.10	9,299.21
3. Aggregate amount of impairment in value of investments	-	-
4. Refer to note 40 for information on Investments pledged as security by the Company.		
5. During the financial year, the Company has not traded or invested in Crypto Currency or Virtual Currency.		

**10 Trade receivables**

(₹ in lakhs)

Particulars	As at 31st March 2023	As at 31st March 2022
Trade Receivable Considered good, Secured	177.16	162.02
Trade Receivable Considered good, Unsecured	3,523.79	3,057.39
Trade Receivable with significant credit risk	-	-
Trade Receivable with credit impaired, Unsecured	-	35.02
	<u>3,700.95</u>	<u>3,254.43</u>
Less: Allowances for expected credit loss	<u>(28.04)</u>	<u>(35.02)</u>
<b>Total</b>	<u><b>3,672.91</b></u>	<u><b>3,219.41</b></u>

Trade Receivables ageing schedule for the year ended as on 31st March, 2023 is as follow

(₹ in lakhs)

Particulars	Outstanding from due date of payment						Total
	Not due	Less than 6 months	6 months to 1 Year	1-2 Years	2-3 Years	More than 3 Years	
Undisputed Trade receivables -considered good	3115.42	546.75	38.78	-	-	-	3700.95
Undisputed Trade receivables -which have significant increase in credit risk	-	-	-	-	-	-	-
Undisputed Trade receivables -credit impaired	-	-	-	-	-	-	-
Disputed Trade receivables -considered good	-	-	-	-	-	-	-
Disputed Trade receivables -which have significant increase in credit risk	-	-	-	-	-	-	-
Disputed Trade receivables -credit impaired	-	-	-	-	-	-	-
<b>Total</b>	<b>3115.42</b>	<b>546.75</b>	<b>38.78</b>	<b>-</b>	<b>-</b>	<b>-</b>	<b>3700.95</b>
Less : Allowance for expected credit loss	23.43	4.30	0.31	-	-	-	28.04
<b>Total Trade Receivables</b>	<b>3091.99</b>	<b>542.45</b>	<b>38.78</b>	<b>-</b>	<b>-</b>	<b>-</b>	<b>3672.91</b>

Trade Receivables ageing schedule for the year ended as on 31st March, 2022 is as follow

(₹ in lakhs)

Particulars	Outstanding from due date of payment						Total
	Not due	Less than 6 months	6 months to 1 Year	1-2 Years	2-3 Years	More than 3 Years	
Undisputed Trade receivables -considered good	2498.13	646.57	0.26	0.74	-	73.71	3219.41
Undisputed Trade receivables -which have significant increase in credit risk	-	-	-	-	-	35.02	35.02
Undisputed Trade receivables -credit impaired	-	-	-	-	-	-	-
Disputed Trade receivables -considered good	-	-	-	-	-	-	-
Disputed Trade receivables -which have significant increase in credit risk	-	-	-	-	-	-	-
Disputed Trade receivables -credit impaired	-	-	-	-	-	-	-
<b>Total</b>	<b>2498.13</b>	<b>646.57</b>	<b>0.26</b>	<b>0.74</b>	<b>-</b>	<b>108.73</b>	<b>3254.43</b>
Less : Allowance for expected credit loss	-	-	-	-	-	35.02	35.02
<b>Total Trade Receivables</b>	<b>2498.13</b>	<b>646.57</b>	<b>0.26</b>	<b>0.74</b>	<b>-</b>	<b>73.71</b>	<b>3219.41</b>

Trade receivables includes ₹Nil, (31st March 2022 ₹Nil) due from Related Party. There is no amount due from directors, other officers of the company or firm in which any director is a partner or private company in which any director is a director or member at any time during the year. There are no major customers representing more than 10 % of total balance of Trade Receivables. The Company has used a



practical expedient by computing the expected loss allowances for trade receivables based on historical credit loss experience.  
Refer Note 40 for information of trade receivables pledged as security by the Company.

(₹ in lakhs)

Particulars	As at 31st March 2023	As at 31st March 2022
<b>11 Cash and Cash equivalents</b>		
Balance with banks in		
-Current accounts	12.28	0.72
-Cheques in hand	-	10.02
Cash in hand	9.92	9.26
	22.20	20.00
<b>12 Other Bank Balances</b>		
<b>Earmarked balances with banks</b>		
a) Balances with banks		
- In current accounts (unclaimed dividend Account)	96.26	101.10
- In current accounts (unspent CSR Account)	28.42	30.93
b) - In Fixed Deposits (held under margin money and other commitments)		
-with maturity less than 3 months	163.04	128.12
-with maturity more than 3 months but less than 12 months	252.35	236.81
-with maturity more than 12 months	79.94	108.43
<b>Subtotal</b>	<b>620.01</b>	<b>605.39</b>
<b>Less Disclosed as "Non Current Financial Assets" (refer Note 6)</b>	79.94	108.43
<b>Total</b>	<b>540.07</b>	<b>496.96</b>
<b>13 Financial Assets: Loans</b>		
<b>Financial assets at amortized cost considered good - unsecured</b>		
Loan to Employees	48.72	29.57
Employee Advances	0.10	0.10
	48.82	29.67
Note: Loan or advances granted to promoters, directors, KMP's and other related parties is ₹Nil (31st March 2022: Nil)		
<b>14 Other Financial Assets</b>		
<b>Financial assets at amortized cost (unsecured considered good, unless otherwise stated)</b>		
Interest Receivable		
- Interest accrued on fixed deposits	8.36	5.03
- others	46.45	88.02
<b>Other Recoverables</b>		
- Earnest money Deposit	78.00	166.60
- Others	96.00	31.32
<b>Financial Assets at Fair Value through Profit or Loss</b>		
- Derivative Instruments	-	0.53
	228.81	291.50
<b>15 Income Tax Asset (Net)</b>		
Prepaid Taxes	1,714.22	129.26
Less Provision for Taxes	1,691.47	6.47
<b>Income Tax Asset (Net of Provision)</b>	22.75	122.79
<b>16 Other current assets</b>		
<b>Advances other than capital assets</b>		
Advances to vendors	131.08	141.27
Prepaid expenses	103.90	146.38
Balances with Statutory/Government Authorities	12.23	31.22
Security deposits	7.28	2.28
Deferred Expense for Employee Benefit (Loan)	1.13	-
	255.62	321.15

## 17 Equity share capital

(₹ in lakhs)

Particulars	As at 31st March 2023		As at 31st March 2022	
	Number	Amount	Number	Amount
<b>Authorised</b>				
Equity shares of ₹10 each (par value)	19000000	1900.00	19000000	1900.00
Redeemable Cumulative Preference shares ₹100 each (par value)	100000	100.00	100000	100.00
<b>Total</b>	<b>19100000</b>	<b>2000.00</b>	<b>19100000</b>	<b>2000.00</b>
<b>Issued, subscribed and fully paid-up</b>				
Equity shares of ₹10 each (par value)	13825000	1382.46	13825000	1382.46
Forfeited Shares (Amount Originally paid up)		0.01		0.01
<b>Total</b>	<b>13825000</b>	<b>1382.47</b>	<b>13825000</b>	<b>1382.47</b>

## a) Reconciliation of the number of equity shares and amount outstanding at the beginning and at the end of the reporting period

Issued, subscribed and paid-up equity shares	Number		Amount	
	Number	Amount	Number	Amount
Shares and share capital outstanding at the beginning of the period	13825000	1382.47	13825000	1382.47
Shares and share capital issued during the period	-	-	-	-
Shares and share capital outstanding at the end of the period	13825000	1382.47	13825000	1382.47

## b) Rights, preferences and restrictions attached to equity shares

The company presently has one class of equity shares having a par value of ₹10/- each. Each holder of equity shares is entitled to one vote per equity share. The dividend if proposed by the Board of Directors is subject to the approval of the shareholders in the ensuing Annual General Meeting.

In the event of liquidation of the company, the holders of equity shares will be entitled to receive any of the remaining assets of the company, after distribution of all preferential amounts. The distribution will be in proportion to the number of equity shares held by the shareholders.

## c) The details of equity shareholders holding more than 5% of the aggregate equity shares

Particulars	Equity shares capital			
	As at 31st March 2023		As at 31st March 2022	
	Number of Shares held	% shareholding	Number of Shares held	% shareholding
Jagvallabh Parasnath Capital Investment (P) Ltd	1159518	8.39%	1159518	8.39%
Adeep Investment Company	737395	5.33%	737395	5.33%
Ojasvi Investment & Mercantile Company	752500	5.44%	752500	5.44%
Levina Investment & Mercantile Company	987565	7.14%	987565	7.14%
Mood Dealers Pvt. Ltd	2060000	14.90%	2060000	14.90%
Achin Investment & Mercantile Company	717150	5.19%	717150	5.19%

## d) Detail of Shares held by holding company/ ultimate holding company their subsidiaries and associates

There is no holding /ultimate holding company of the company and therefore no subsidiary/associate of holding /ultimate holding company.

## e) Aggregate number and class of share allotted as fully paid-up pursuant to contract(s) without payment being received in cash, bonus shares and shares bought back for the period of five year immediately preceding the balance sheet date:

Particulars	Period ended 31st March 2023		Period ended 31st March 2022	
	No's	No's	No's	No's
Equity shares allotted as fully paid up pursuant to contract (s) without payment being received in cash	-	-	-	-
Equity shares allotted as fully paid up by way of bonus shares	-	-	-	-
Equity shares bought back by the Company	-	-	-	-

## f) Shareholding of Promoters

Name	As at 31st March 2023			As at 31st March 2022		
	Number of Equity shares	% of total shares	%age change during the year	Number of Equity shares	% of total shares	%age change during the year
<b>Individual /HUF Promoters</b>						
Nirmal Kumari Oswal	-	-	-0.65%	90251	0.65%	-
Kunal Oswal	85250	0.62%	-	85250	0.62%	-

## f) Shareholding of Promoters

Name	As at 31st March 2023			As at 31st March 2022		
	Number of Equity shares	% of total shares	%age change during the year	Number of Equity shares	% of total shares	%age change during the year
<b>Individual /HUF Promoters</b>						
Priti Oswal	60000	0.43%	-	60000	0.43%	-
Darshan Kumar Oswal And Sons Ist Huf.	-	-	-0.05%	7100	0.05%	-
Rajneesh Oswal	54925	0.40%	0.35%	6250	0.05%	-
Vishal Oswal	48676	0.35%	0.35%	-	-	-
	248851	1.80%	-	248851	1.80%	-
<b>Promoter - Body Corporates</b>						
Jagvallah Parasnath Capital Investment Pvt Ltd	1159518	8.39%	-	1159518	8.39%	-
Levina Investment And Mercantile Co	987565	7.14%	-	987565	7.14%	-
Ojasvi Investment And Mercantile Co	752500	5.44%	-	752500	5.44%	-
Adeep Investment Co	737395	5.33%	-	737395	5.33%	-
Achin Investment And Mercantile Co	717150	5.19%	-	717150	5.19%	-
Virat Investment & Mercantile Co	595100	4.30%	-	595100	4.30%	-
Limelite Consultants Pvt Ltd	489640	3.54%	-	489640	3.54%	-
Sulzer Investment Pvt Ltd	489000	3.54%	-	489000	3.54%	-
Noble Share Trading Pvt Ltd	486000	3.52%	-	486000	3.52%	-
Shreyans Financial And Capital Services Ltd	322500	2.33%	-	322500	2.33%	-
	6736368	48.72%	-	6736368	48.72%	-

g) The Board has proposed a Dividend of ₹2.50/- per equity share and special dividend of ₹2.50/- per equity share of face value ₹10/- each for the financial year ended 31st March, 2023. (31st March, 2022 ₹2/- per equity share)

## 18 Other Equity\*

A Particulars	Note	As at 31st March 2023	(₹ in lakhs) As at 31st March 2022
a. Capital reserve	I (a)		
Opening balance		2.10	2.10
Additions		-	-
Deductions		-	-
Closing balance		2.10	2.10
b. Securities premium	I (b)		
Opening balance		1,923.75	1,923.75
Additions		-	-
Deductions		-	-
Closing balance		1,923.75	1,923.75
c. General reserve	I (c)		
Opening balance		3,896.69	3,896.69
Additions		-	-
Deductions		-	-
Closing balance		3,896.69	3,896.69
d. Retained earnings	I (d)		
Opening balance		15,988.49	15,407.59
Additions		7345.81	995.63
Deductions		(276.49)	(414.73)
Closing balance		23,057.81	15,988.49
e. Items of other comprehensive income:	I (e)		
Opening balance		(8.07)	5.90
Additions		-	-
Deductions		(65.39)	(13.97)
Closing balance		(73.46)	(8.07)
<b>Total</b>		<b>28,806.89</b>	<b>21,802.96</b>

\* Refer Statement of Changes in Equity for movement during the year

## Note

## I Nature and purpose of reserve

a) **Capital reserve:** The amount of Capital profit on re-issue of forfeited shares is recognised as Capital Reserve.

b) **Securities premium:** The amount received in excess of face value of the equity shares is recognised in Securities Premium. It can be utilized in accordance with the provisions of the Companies Act 2013, for issuance of bonus shares, to provide for premium on redemption of shares or debentures, write-off equity related expenses like underwriting costs etc

- c) **General Reserve:** General Reserves are the free reserves of the Company which are kept aside out of Company's profit to meet future requirement as and when they arise. The Company had transferred a portion of the profit after tax to General reserves pursuant to the earlier provisions of the Companies Act 1956. Mandatory transfer to General Reserve is not required under the Companies Act 2013.
- d) **Retained earnings:** Retained earnings are the accumulated profit earned by the Company till date less transfer to General Reserve and payment of Dividend (including dividend distribution tax where applicable).
- e) **Other Comprehensive Income:** The reserve represents cumulative gain and loss on remeasurement of defined benefit plan and return on plan assets (excluding amount included in net interest). The balance in the reserve can be transferred to retained earnings as and when the company decides to do so.

Particulars	(₹ in lakhs)	
	Year ended 31st March 2023	Year ended 31st March 2022
Proposed Dividend for the year	691.23	276.49

Particulars	(₹ in lakhs)			
	As at 31st March 2023		As at 31st March 2022	
Authorised	Number	Amount	Number	Amount
Redeemable Cumulative Preference shares ₹100 each (par value)	100000	100.00	100000	100.00

**Rights attached to preference shares**

The company has not issued preference shares during the current and previous year.

**19 Borrowings (Non-Current) (₹ in lakhs)**

Particulars	(₹ in lakhs)	
	As at 31st March 2023	As at 31st March 2022
<b>(at amortised cost)</b>		
<b>Secured</b>		
<b>Term Loans</b>		
From Banks	539.76	2,410.35
Less :Current maturities of non current borrowings	303.51	885.28
<b>Unsecured</b>		
<b>Deposits</b>		
From related parties (refer note 53)	-	183.05
From others	261.26	373.30
Less: Current maturities of non current deposits	60.30	105.30
<b>Total</b>	<b>437.21</b>	<b>1,976.12</b>

**a Details of security for term loans**

- i Term loans from banks (other than vehicles) are secured by a joint equitable mortgage created or to be created on immovable properties both present and future, situated at Ahmedgarh and Banah in the state of Punjab and hypothecation of whole of movable plant and machinery, machinery spares, tools and accessories and other movable, both present and future (save and except book debts) subject to the charge created or to be created by the company in favour of its bankers for its working capital loans. Term loans from banks are also personally guaranteed by promoter directors of the company (refer note 40).
- ii Term loans from banks and others for vehicles are secured by way of hypothecation of vehicles purchased out of such loans.

**b Terms of repayment of term loans from banks**

Borrowings	₹ in lakhs		Installment Schedule					
	Balance as at		Number of Installment		Rate of Interest %	Installment ₹ lakhs	Peroidicity of repayment	
	31st March 2023	31st March 2022	As at 31st March 2023	As at 31st March 2022			As at 31st March 2023	As at 31st March 2022
SBI	-	1690.87	-	13	10.40	130.00	Repaid during the year	Quarterly
IDBI Bank Ltd	183.04	443.03	7	7	9.20	65.00	Quarterly	Quarterly
Deutsche Bank	169.60	251.17	13	13	8.10	20.00	Quarterly	Quarterly
HDFC Bank Ltd	168.22	-	49	-	6.80	3.94	Monthly	-
HDFC Bank Ltd	18.90	-	56	-	8.01	0.41	Monthly	-
HDFC Bank Ltd	-	23.13	-	9	8.50	2.66	-	Monthly
HDFC Bank Ltd	-	2.15	-	12	8.50	0.19	-	Monthly
	<b>539.76</b>	<b>2410.35</b>						

Note: Figures of term loan stated above includes current maturities of long term debt shown separately in Note No 25

**c Terms of repayment of term loans from others**

Repayment schedule of unsecured loans/deposits from related parties is within period of 3 years from the date of acceptance and carry interest upto 11 % p.a (Previous year upto 11% p.a)

Repayment schedule of unsecured loans/deposits from public is within period of 3 years from the date of acceptance and carry interest upto 11 % p.a (Previous year upto 11% p.a)

**d** The Company has used the borrowings from banks and financial institutions for the specific purpose for which it was taken at the balance sheet date.

**e** The company has not been declared as wilful defaulter by any bank or financial Institution or other lender.

**20 Lease Liabilities (Non current)**

(₹ in lakhs)

Particulars	As at 31st March 2023	As at 31st March 2022
<b>Financial liabilities at amortized cost</b>		
Lease liability for Right of Use Assets (Refer note 3b)	87.15	113.58
	<u>87.15</u>	<u>113.58</u>
<b>21 Other Financial Liabilities (Non current)</b>		
<b>Financial liabilities at amortized cost</b>		
<b>Other Financial liabilities</b>		
Security Deposits	1.30	-
	<u>1.30</u>	<u>-</u>
<b>22 Provisions</b>		
Provision for employee benefits :		
- Gratuity (Net) (refer note 41)	351.09	157.85
- Compensated Absences	317.66	303.31
	<u>668.75</u>	<u>461.16</u>
<b>23 Deferred Tax Liability (Net)</b>		
<b>a) Deferred Tax Liability</b>		
Property, Plant and Equipment	3,001.25	2,879.27
Investments measured at FVTPL	198.48	315.29
	<u>3,199.73</u>	<u>3,194.56</u>
<b>b) Deferred Tax Asset</b>		
Expenditure deductible in future years (on Payment basis)	194.04	163.43
Unabsorbed Depreciation	-	345.18
	<u>194.04</u>	<u>508.61</u>
Net (a-b)	<u>3,005.69</u>	<u>2,685.95</u>
Deferred Tax Assets and Deferred Tax Liability have been offset as they relate to the same governing taxation laws. (Refer Note No. 51 for deferred tax movement and related disclosures)		
<b>24 Other non current liabilities</b>		
Deferred Government Grant related to Property, plant and equipment	69.30	76.76
<b>Others Payables</b>		
Due To Employees	39.85	30.88
	<u>109.15</u>	<u>107.64</u>
<b>25 Financial Liabilities: Borrowings (current)</b> (at Amortised Cost)		
<b>a) Loan repayable on demand</b>		
<b>From banks</b>		
Secured	1,302.88	1,100.46
<b>From Others</b>		
<b>Secured</b>		
Inter Corporate Borrowings	1,200.00	1,200.00
<b>Unsecured</b>		
Inter Corporate Borrowings	-	-
Loans and advances from Related Parties (refer Note 53)	672.16	674.40

Particulars	(₹ in lakhs)	
	As at 31st March 2023	As at 31st March 2022
<b>b) Deposits (Unsecured)</b>		
- From public	86.52	18.10
<b>c) Current maturities of Long term borrowings</b>		
Current Maturities of Long term borrowings - Secured	303.51	885.28
Current Maturities of Deposits - Unsecured*	60.30	105.30
	<u>3,625.37</u>	<u>3,983.54</u>

\*Current maturities of Long term borrowings includes ₹60.30 lakhs (31st March 2022: ₹91.72 lakhs) as deposits from shareholders and public, and ₹Nil (31st March 2022 ₹13.58 lakhs) as deposits from related parties.

**Details of security for loans repayable on demand (secured)**

- Working capital borrowings from banks ₹1302.88 lakhs (31st March 2022: ₹1100.46 lakhs) are secured by hypothecation of stocks of raw materials, finished goods, bills receivables, book debts and all other movable assets of the company and further secured by way of second charge on the immovable assets situated at village Banah and at Ahmedgarh and also personally guaranteed by two promoter directors of the company (Refer Note 40).
- The Company has obtained overdraft facility from Bank against pledge of current investment as stated in Note No 9. The outstanding balance against this facility is ₹Nil (31st March 2022 ₹Nil) (refer Note 40)
- The Company has obtained borrowings ₹1200 Lakhs (31st March 2022 ₹1200 Lakhs) from Deutsche India Investments Pvt Limited against pledge of current investment as stated in Note No 9. (Refer Note No 40)

**Other disclosures w.r.t Borrowings**

- The Company has used the borrowings from banks and financial institutions for the specific purpose for which it was taken at the balance sheet date.
- The company has taken borrowings from banks on the basis of security of current assets. The quarterly returns/statements filed by the company with the banks are in agreement with the books of account.
- The company has not been declared as wilful defaulter by any bank or financial Institution or other lender.
- As at 31st March 2023, the register of charges of the Company as available in records of the Ministry of Corporate Affairs (MCA) includes charges for which the underlying loans have been repaid. The Company is in process of filing the charge satisfaction e-form with MCA, within the timelines, as and when it receives NOCs from the respective charge holders.

**26 Lease Liabilities (current)**

**Financial liabilities at amortized cost**

a) Lease liability for Right to Use Assets (Refer Note 3b)	77.72	72.25
	<u>77.72</u>	<u>72.25</u>

**27 Trade Payable**

Outstanding dues of Micro Enterprises and Small Enterprises	233.67	683.86
Outstanding dues of creditors other than dues to Micro Enterprises and Small Enterprises	4,792.33	6,327.43
<b>Total Trade Payable</b>	<u>5,026.00</u>	<u>7,011.29</u>

**27.1 Disclosure under the Micro, Small and Medium Enterprises Development Act, 2006**

The details of amounts outstanding to Micro, Small and Medium Enterprises under the Micro, Small and Medium Enterprises Development Act, 2006 (MSMED Act), based on the available information with the Company are as under: (₹ in lakhs)

Particulars	(₹ in lakhs)	
	As at 31st March 2023	As at 31st March 2022
i the principal amount and the interest due thereon remaining unpaid to any supplier at the end of each accounting year		
- Principal	233.67	683.86
- Interest	5.35	12.50
ii the amount of interest paid by the Company in terms of Section 16 of the Micro, Small and Medium Enterprises Development Act, 2006, along-with the amount of payment made to the supplier beyond the appointed day during the period	18.14	13.87
iii the amount of interest due and payable for the period of delay in making payment (which have been paid but beyond the appointed day during the period) but without adding interest specified under the Micro, Small and Medium Enterprises Act, 2006.	-	-
iv the amount of interest accrued and remaining unpaid at the end of each accounting year	5.35	12.50

(₹ in lakhs)

Particulars	As at 31st March 2023	As at 31st March 2022
-------------	--------------------------	--------------------------

- v the amount of further interest remaining due and payable even in the succeeding years, until such date when the interest dues as above are actually paid to the small enterprises, for the purpose of disallowance of a deductible expenditure under section 23 of the Micro, Small and Medium Enterprises Development Act, 2006.

**27.2 Trade Payable ageing schedule for the year ended as on 31st March, 2023 is as follow**

Particulars	Outstanding for following periods from due date of payment					Total
	Not due	Less than 1 Year	1-2 Years	2-3 Years	More than 3 Years	
MSME	233.67	-	-	-	-	233.67
Others	4494.82	249.51	6.08	0.98	40.94	4792.33
Disputed dues - MSME	-	-	-	-	-	-
Disputed dues - Others	-	-	-	-	-	-
<b>Total</b>	<b>4728.49</b>	<b>249.51</b>	<b>6.08</b>	<b>0.98</b>	<b>40.94</b>	<b>5026.00</b>

Trade Payable ageing schedule for the year ended as on 31st March, 2022 is as follow

Particulars	Outstanding for following periods from due date of payment					Total
	Not due	Less than 1 Year	1-2 Years	2-3 Years	More than 3 Years	
MSME	474.50	209.36	-	-	-	683.86
Others	4859.41	1399.64	13.62	20.91	33.85	6327.43
Disputed dues - MSME	-	-	-	-	-	-
Disputed dues - Others	-	-	-	-	-	-
<b>Total</b>	<b>5333.91</b>	<b>1609.00</b>	<b>13.62</b>	<b>20.91</b>	<b>33.85</b>	<b>7011.29</b>

(₹ in lakhs)

Particulars	As at 31st March 2023	As at 31st March 2022
-------------	--------------------------	--------------------------

**28 Other Financial Liabilities (current)  
(at Amortised cost)**

**Other Financial Liabilities**

Interest accrued but not due on borrowings

151.00

133.25

Interest accrued and due on borrowings

0.24

0.69

Security Deposits

491.01

371.06

**Others Payables**

- Due to Employees

815.86

750.90

- Expense payable\*\*

1,791.69

842.05

- Unclaimed dividend#

96.26

101.10

- Payable on purchases of Property, Plant and Equipment

-

-

a) outstanding dues of micro enterprises and small enterprises

-

-

b) outstanding dues of creditors other than micro enterprises and small enterprises

52.21

197.86

3,398.27

2,396.91

\*\*Expenses payable includes amount payable to Directors ₹Nil (31st March 2022 ₹Nil)

# As at the year end there is no amount due for payment to the Investor Education and Protection Fund under Section 125 of Companies Act, 2013.

**29 Other current Liabilities**

Advances from customers

803.36

403.28

Deferred Government Grant related to Property plant and equipment

7.45

7.46

**Others Payables**

Other Advances

12.55

22.82

Statutory remittances\*

598.25

489.18

1,421.61

922.74

\* Statutory remittances includes contribution to provident fund and employee state insurance corporation, tax deducted/collected at source, goods and service tax, labour welfare fund, Punjab state development tax etc.

(₹ in lakhs)

Particulars	As at 31st March 2023	As at 31st March 2022
<b>30 Provisions</b>		
Provision for employee benefits : - Compensated Absences	189.62	206.87
	<u>189.62</u>	<u>206.87</u>
<b>31 Revenue from operations</b>		(₹ in lakhs)
Particulars	for the year ended 31st March 2023	for the year ended 31st March 2022
<b>Sale of products</b>		
Paper	74,702.61	51,122.62
Soda Ash (from Chemical Recovery)	11,360.24	6,872.67
<b>Traded Goods:</b>		
Paper	9.69	0.97
<b>Other Operating Revenues</b>		
Export Incentives	5.98	24.00
Miscellaneous Sales	474.52	423.08
	<u>86,553.04</u>	<u>58,443.34</u>
<b>32 Other income</b>		
Interest income from financial assets measured at amortised cost		
Interest on Bank deposits	25.23	23.83
Interest from Others	67.55	27.64
Dividend Income from Non current Investments carried at FVTPL	0.05	0.02
Net Gain on sale of Investments -carried at FVTPL	294.14	332.32
Net Gain on fair value of Investments carried at FVTPL	-	1,422.53
Net gain on foreign currency transaction	35.41	48.19
Reversal of expected credit loss in trade receivables	35.02	-
Provisions no longer required written back	6.30	4.65
Balances written back (Net)	-	3.73
Receipt Against enhanced compensation on land	-	62.45
Interest on enhanced compensation	-	59.39
Effect of Lease modification	0.06	-
Rent Received	24.42	24.21
Net Gain on disposal of property, plant and equipment	33.36	3.42
Interest income on employee loans	0.71	0.42
Miscellaneous	29.19	9.48
	<u>551.44</u>	<u>2,022.28</u>
<b>33 Cost of material consumed</b>		
<b>Raw material consumed</b>		
Opening Stock of Raw material	2,038.86	1,414.41
Purchases of Raw material	43,225.45	32,470.03
Less Closing Stock	2,282.78	2,038.86
Consumption of Raw material	<u>42,981.53</u>	<u>31,845.58</u>
<b>Item wise detail</b>		
Waste Paper	7.76	123.19
Wood Pulp	5,682.16	4,929.01
Straws/Grasses	18,819.88	10,707.67
Caustic Lye	13,309.57	10,918.13
Chlorine	43.85	208.98
Other Dyes & Chemicals	5,118.31	4,958.60
	<u>42,981.53</u>	<u>31,845.58</u>



(₹ in lakhs)

Particulars	For the year ended 31st March 2023	For the year ended 31st March 2022
<b>34 Purchase of Stock-in-trade</b>		
Paper	7.58	0.81
	<u>7.58</u>	<u>0.81</u>
<b>35 Changes in inventories of finished goods and work in progress</b>		
<b>Opening Stock</b>		
Work in Progress	250.71	225.77
Finished goods	303.50	266.72
	<u>554.21</u>	<u>492.49</u>
<b>Closing Stock</b>		
Work in Progress	317.27	250.71
Finished goods	312.99	303.50
	<u>630.26</u>	<u>554.21</u>
Net (Increase) / Decrease	(76.05)	(61.72)
<b>36 Employee benefit expenses</b>		
Salaries, wages and other allowances	6,612.85	5,790.40
Contribution to provident and other funds	489.82	482.73
Staff welfare expense	93.97	74.83
	<u>7,196.64</u>	<u>6,347.96</u>
<b>37 Finance costs</b>		
<b>a) Interest expenses</b>		
- on Term loan	190.07	238.31
- on Working capital borrowings	43.97	60.25
- on Lease liabilities	16.52	20.18
- others	250.68	193.98
b) Other borrowing costs	31.64	29.04
c) Processing Charges amortised	5.25	2.62
	<u>538.13</u>	<u>544.38</u>
Interest paid to others includes Interest paid to Related Parties ₹44.72 lakhs (31st March 2022 ₹17.40 lakhs), Refer Note no. 53		
<b>38 Other expenses</b>		
Power and fuel	16,988.65	11,845.68
Consumption of stores and spares parts	601.05	498.86
Packing material	1,197.34	1,206.27
Repairs and Maintenance		
- Property, Plant and equipment	1,874.48	1,508.43
- Building	242.25	171.31
- Others	28.95	15.82
Water drawl and extraction charges	191.06	105.38
Rent	9.90	-
Insurance Charges	162.07	151.45
Expenditure of CSR Activities (refer note 48)	45.33	89.35
Rates and taxes	20.88	19.84
Legal and Professional Charges	21.36	48.52
Director Sitting Fees	4.00	4.00
Payment to Auditors (refer note 43)	9.65	4.17
Trade Receivables and other balances written off	158.22	-
Expected Credit Loss	28.04	15.85
Net loss on fair value of Investments carried at FVTPL	353.30	-
Commission on sales	1,910.27	1,550.60
Freight and Forwarding	581.39	1,165.88
Miscellaneous*	1,339.83	907.11
	<u>25,768.02</u>	<u>19,308.52</u>

\* Does not include any expenditure with a value of more than 1% of revenue from operations.

**39 Contingent liabilities and commitments (to the extent not provided for)**

(No cash outflow is expected)

**A CONTINGENT LIABILITIES**

- a) Claims against the company not acknowledged as debt in respect of demands for various years relating to Central excise, Customs duty, Service tax and VAT, PSPCL contested in appeal amounted to ₹406.38 lakhs (previous year ₹409.02 lakhs). According to the management and tax advisors that the demand raised is not in accordance with the provisions of respective laws and its ultimate resolution will not have a material adverse effect on the company financial position and result of operations. As against this, a sum of ₹74.04 lakhs (Previous year ₹74.24 lakhs) is deposited under protest and has been included under Note 7 'Other non current assets'.
- b) Liability on account of outstanding bank guarantees and letter of credit is ₹3399.96 lakhs (previous year ₹2534.79 Lakhs).
- c) The Code on Social Security, 2020 ('Code') relating to employee benefits during employment and post-employment benefits received Presidential assent in September 2020. The Code has been published in the Gazette of India. However, the date on which the Code will come into effect has not been notified. The Company will assess the impact of the Code when it comes into effect and will record any related impact in the period when the Code becomes effective.
- d) The Hon'ble Supreme Court in a recent ruling during the year 2019 had passed a judgement on the definition and scope of 'Basic Wages' under the Employees' Provident Funds and Miscellaneous Provision Act, 1952. Pending issuance of guidelines by the regulatory authorities on the application of this ruling, the impact on the Company, if any, cannot be ascertained. The Company will update its provision, on receiving further clarity on this subject matter.
- e) The Punjab Water Regulation and Development Authority has notified Punjab Groundwater Extraction and Conservation Directions, 2023 on January 27/2023 to be effective from February 01/2023. As per the directions the charges for extraction of underground water are proposed to be applicable from date of submission of application under draft guidelines or from date of extraction which ever is later. The Company has filed petition with the Punjab Water Regulation and Development Authority against the retrospectively levy of extraction charges under Ad-interim permission without notification in the Official Gazette and implicit consent. The demand for ₹1785.31 Lakhs against the Company for the period upto January 2023 has not been acknowledged as debt.

(₹ in lakhs)

**B Commitments**

	As at 31st March, 2023	As at 31st March, 2022
a) Estimated amount of contracts remaining to be executed on Capital account and not provided for (net of advances)	270.04	39.99

**40 Assets pledged as Security:-**

The Carrying amount of assets pledged as security for borrowings are as follows:-

(₹ in lakhs)

Particulars of Asset Pledged	Particulars of Borrowings	Type of Charge	As at 31st March 2023	As at 31st March 2022
Inventories	Current Borrowings	First Charge	5042.74	5067.23
Trade Receivables	Current Borrowings	First Charge	3672.91	3219.41
Property Plant and Equipments	Current Borrowings	Secondary Charge	21292.45	21680.48
Property Plant and Equipments	Non Current Borrowings	First Charge		
Investments (~ Detail as under)	Current Borrowings	Exclusive Charge	6727.93	3766.62
<b>Total Assets Pledged as Security</b>			<b>36736.03</b>	<b>33733.74</b>

**~ Detail of Investment Pledged as Security against current borrowings**

Particulars of Investment	As at 31st March 2023	As at 31st March 2022
1. 433703.198 units (31st March 2022 : 433703.198) of DSP Short Term Fund -GP	171.13	165.09
2. 3000000 units (31st March 2022 : 3000000) of Axis Equity Saver Fund -GP	502.80	500.70
3. 2201511.705 units (31st March 2022 : 2201511.705) of BOI AXA Credit Risk Fund - GP	234.91	226.22
4. 1716251.154 units (31st March 2022 : 1716251.154) of ICICI Prudential Balanced Advantage Fund - GP	901.38	850.40
5. 916065.497 units (31st March 2022 : 916065.497) ICICI Prudential Short Term Fund- GP	462.88	437.76
6. 624882.834 units (31st March 2022 : 624882.834) of IDFC Bond Fund-Medium Term Plan - GP	243.01	237.96

## ~ Detail of Investment Pledged as Security against current borrowings (contd.)

Particulars of Investment	As at 31st March 2023	As at 31st March 2022
7. 781961.513 units (31st March 2022 : 781961.513) of Nippon India Short Term Fund -GP	346.94	334.65
8. 2908299.742 units (31st March 2022 : 2908299.742) of Tata Balanced Advantage Fund - GP	442.14	425.57
9. 432130 units (31st March 2022: 432130) of ICICI Prudential Balanced Advantage Fund - GP	226.95	214.12
10. 2596790.14 units (31st March 2022: 2596790.14 ) of of Kotak Balanced Advantage Fund -GP	388.82	374.15
11. 14097.37 units (31st March 2022 : Nil) of Axis Banking & PSU Debt Fund- GP	314.89	-
12. 1437285.29 units (31st March 2022 : Nil) of ICICI Prudential Short Term Fund - GP	726.26	-
13. 3110191.53 units (31st March 2022 : Nil) of Axis Equity Saver Fund -GP	521.27	-
14. 653811.181 units (31st March 2022 : Nil) of Edelweiss Balanced Advantage Fund - GP	236.55	-
15. 613195.977 units (31st March 2022 : Nil) of ICICI Prudential Balanced Advantage Fund -GP	354.30	-
16. 2237937.52 units (31st March 2022 : Nil) of Kotak Balanced Advantage Fund -GP	335.09	-
17. 1156588.157 units (31st March 2022 : Nil) of ICICI Prudential Banking And Psu Debt Fund- GP	318.61	-
<b>Total</b>	<b>6727.93</b>	<b>3766.62</b>

\* GP - Growth Plan

The above investments are lien marked against (i) Overdraft facility from Deutsche Bank AG, the outstanding balance against this facility is ₹Nil (previous year ₹Nil) and (ii) inter corporate borrowings ₹1200 Lakhs (previous year ₹1200 lakhs) from Deutsche India Investments Pvt Limited

**41 Disclosures as required by Indian Accounting Standard (Ind AS) 19 Employee Benefits:**

- a) Contribution to Defined Contribution Plans, recognised in the Statement of Profit and Loss for the year under employee benefits expense, are as under:

Particulars	For the year ended 31st March 2023	For the year ended 31st March 2022
Provident fund administered through Regional Provident Fund Commissioner	366.75	361.26

The expenses incurred on account of the above defined contribution plans have been included in Note No.36 "Employee Benefits Expenses" under the head "Contribution to provident and other funds"

- b) Defined Benefit Plans:

The following tables set out the funded status of the gratuity plan and the amounts recognized in the Company's financial statements as at 31st March 2023 and 31st March 2022.

**i) Changes in the present value of the defined benefit obligations are as follows**

	As at 31st March, 2023	As at 31st March, 2022
Present value of defined benefit obligation at the beginning of the year	2,425.00	2,373.02
Interest cost	158.01	150.04
Current Service cost	164.00	156.67
Actual Benefits paid	(417.67)	(287.26)
Past Service cost including curtailment gains/losses	-	-
Actuarial (gain) / loss	91.58	32.53
Present value of defined benefit obligation at end of the year	<b>2,420.92</b>	<b>2,425.00</b>

	(₹ in lakhs)	
	As at 31st March, 2023	As at 31st March, 2022
<b>ii) Changes in the Fair value of plan assets are as follows</b>		
Fair value of plan assets at the beginning of the year	2,267.15	2,314.80
Expected return on plan assets	149.14	148.71
Contribution by the Employer	24.32	77.03
Return on plan assets (excluding amounts included in net interest expenses)	4.20	13.87
Actual Benefits paid	(374.98)	(287.26)
Fair value of plan assets at the end of the year	<u>2,069.83</u>	<u>2,267.15</u>
<b>iii) Net Liability /(Assets) recognised in the Balance Sheet</b>		
Present value of the defined benefit obligation at end of the year	2,420.92	2,425.00
Less: Fair value of plan assets	2,069.83	2,267.15
Unfunded Liability/Asset in Balance Sheet	<u>351.09</u>	<u>157.85</u>
<b>iv) Amount recognised in the statement of profit and loss</b>		
Total Service cost	164.00	156.67
Net interest cost	8.87	1.33
Amount recognised in the statement of profit and loss	<u>172.87</u>	<u>158.00</u>
<b>v) Amount recognised in other Comprehensive Income (OCI)</b>		
Actuarial Gain/(Loss) arising from change in financial assumption	(206.32)	(76.04)
Actuarial Gain/(Loss) arising from experience adjustment	114.74	43.51
Return on plan assets (excluding amount included in net interest expense)	4.20	13.87
Net Income/(Expense) for the period recognized in OCI	<u>(87.38)</u>	<u>(18.66)</u>
<b>vi) The major categories of plan assets as a percentage of the fair value of total plan assets Investment with LIC of India</b>	<b>2,069.83</b>	<b>2,267.15</b>

The plan assets ₹2069.83 lakhs as on 31st March 2023, (₹2267.15 lakhs as on 31st March 2022) are maintained with Life Insurance Corporation of India (LIC). The detail of investments maintained by LIC have not been furnished to the Company. The same have, therefore, not been disclosed.

**vii) The Principal assumptions used for the purpose of the Actuarial valuation are as follows**

Discount rate (per annum)	7.36%	7.13%
Rate of increase in compensation levels (per annum)	6.79%	7.00%
Attrition rate	5.59%	5.00%
Method used	Projected unit credit	Projected unit credit
Mortality rates inclusive of provision for disability	IAL 2012-14 Ultimate	IAL 2012-14 Ultimate

The assumptions and methodology used in actuarial valuation are consistent with the requirements of Ind AS 19

**viii) The estimates of future salary increases, considered in actuarial valuation, take into account inflation, seniority, promotion and other relevant factors, such as supply and demand in the employment market.**

**ix) The plan typically exposes the Company to actuarial risks such as: investment risk, interest rate risk, longevity risk and salary risk.**

**Investment Risk**

The Probability or likelihood of occurrence of losses relative to the expected return on any particular investment.

**Interest risk**

If the Discount Rate i.e. the yield on the Government Bonds decrease in future, the Actuarial Liability will increase and vice versa. The quantum of increase in valuation liability corresponding to specific decrease in the Discount Rate and vice versa, has been shown in the annexure containing the sensitivity Analysis of Key Actuarial Assumption.

**Longevity risk**

If the Mortality rate experienced by the staff of a particular company is higher than what is assumed in mortality Table used in the valuation, the valuation liability will increase.

However, it will be very cumbersome to measure the quantum of increase for assumed reduction of Mortality rates as can be done in case of changes in salary Growth Rate and Interest Rate.

**Salary risk**

If the salary Growth Rate over the future years of services is increased, the Actuarial Liability will increase and vice versa. The quantum of increase in the valuation liability corresponding to specific increase in the salary growth rate and vice versa has been shown in the annexure containing Sensitivity Analysis of Key Actuarial Assumption.

		(₹ in lakhs)	
<b>x) The quantitative sensitivity analysis on net liability recognised on account of change in significant assumptions</b>		As at 31st March, 2023	As at 31st March, 2022
<b>Present value of obligation at the end of the period</b>		2,420.92	2,425.00
<b>a) Increase/(decrease) in obligation due to change in discount rate</b>			
1. Impact due to increase of 1%		(94.32)	(92.43)
2. Impact due to decrease of 1%		104.63	102.74
<b>b) Increase/(decrease) in obligation due to change in salary</b>			
1. Impact due to increase of 1%		101.36	99.49
2. Impact due to decrease of 1%		(93.73)	(91.69)
<b>c) Increase/(decrease) in obligation due to change in Attrition rate</b>			
1. Impact due to increase of 1%		2.12	1.30
2. Impact due to decrease of 1%		(2.46)	(1.52)

As per Actuarial certificate, sensitivities due to mortality and withdrawals are insignificant and hence impact of change has not been calculated.

**xi) Maturity profile of defined benefit obligation as per Terminal Salary & TLOS:**

Year ending			
a) 1st following year		782.87	859.51
b) 2nd to 5th following year		1,112.84	1,036.09
c) 6th to 10th following year		1,319.17	1,201.54
d) 11th following year onwards		2,859.19	2,670.27

xii) The company expects to contribute ₹100 lakhs to the gratuity trust during the fiscal 2024

xiii) The average duration of the defined benefit plan obligation at the end of the reporting period is 14.18 years (previous year 13.24 years)

**xiv) Bifurcation of Projected Benefit Obligation (PBO) at the end of the year in current and non-current liability**

		(₹ in lakhs)	
Current liability (amount due within one year)		769.21	847.16
Non-current liability (amount due over one year)		1,651.71	1,577.84
Total PBO at the end of year		<u>2,420.92</u>	<u>2,425.00</u>

**c) Other long term employee benefits**

(i) Amount recognised in profit and loss in Note No. 36 "Employee benefit expense" under the head "Salaries, wages and other allowances" towards leave encashment is ₹141.19 lakhs (Previous year ₹118.23 lakhs)

(ii) Amount taken to balance sheet

		(₹ in lakhs)	
<b>Particulars</b>		As at 31st March, 2023	As at 31st March, 2022
- Current		189.62	206.87
- Non-current		317.66	303.31

42 In accordance with the Ind AS-36 on Impairment of Assets, the Company has assessed as on the balance sheet date, whether there are any indications with regard to the impairment of any of the assets. Based on such assessment it has been ascertained that no potential loss is present and therefore, formal estimate of recoverable amount has not been made. Accordingly no impairment loss has been provided during the year (31st March 2022 : ₹Nil) in the books of account.

		(₹ in lakhs)	
<b>Particulars</b>		For the year ended 31st March 2023	For the year ended 31st March 2022
<b>43 Auditor's Remunerations</b>			
Audit fee		5.00	2.50
Tax audit fee		1.75	-
Limited review		0.40	0.23
<b>In other capacity:</b>			
Other matters		0.20	0.25
Reimbursement of expenses		2.30	1.19
		<u>9.65</u>	<u>4.17</u>

(excluding applicable taxes)

44 The company does not have any transactions with companies struck off under section 248 of the Companies Act, 2013 or section 560 of Companies Act, 1956.

**45 Disclosure under Ind AS 115 "Revenue from Contracts with Customers"**

**A Disaggregated revenue information**

(₹ in lakhs)

Particulars (Transfer at point in time)	For the year ended 31st March 2023	For the year ended 31st March 2022
<b>(i) Type of goods</b>		
Revenue from Writing and Printing Paper	74702.61	51122.62
Revenue from Soda Ash & Others	11844.45	7296.72
	<u>86547.06</u>	<u>58419.34</u>
<b>(ii) Total Revenue from Contracts with Customers</b>		
Revenue from Customers based in India	83725.52	55598.86
Revenue from Customers based outside India	2821.54	2820.48
	<u>86547.06</u>	<u>58419.34</u>
<b>(iii) Sales by performance obligation</b>		
- upon shipment	86547.06	58419.34
- upon delivery	-	-
	<u>86547.06</u>	<u>58419.34</u>
<b>(iv) Export benefits are in the nature of government grants covering following benefits</b>		
- Refund of duties and taxes on exported products (RodTEP)/MEIS	-	10.97
- Duty drawback benefits	5.98	13.03
	<u>5.98</u>	<u>24.00</u>

**B Trade receivables and Contract Customers**

**Trade Receivables**

3672.91

3219.41

Trade receivables are non-interest bearing and are generally on terms of 7 days to 30 days. ₹28.04 lakhs (Previous year ₹15.85 lakhs) was recognised as provision for expected credit losses during the year on trade receivables.

Trade receivables are presented net of impairment in the Balance sheet.

The Company classifies the right to consideration in exchange for deliverables as a receivable. Receivable is right to consideration that is unconditional upon passage of time.

**C Contract Liabilities**

Contract liability relate to payment received in advance for performance under contract. Contract liabilities are recognised as revenue at the time of sale of goods. Contract Liabilities includes Non current or current advances received from customers to deliver goods.

**Revenue recognised in the current reporting period to carried forward Contract liabilities:**

The amount of revenue recognised during the year for the amount included in contract liability at the beginning of the year is ₹96.44 lakhs (previous year ₹39.73 lakhs)

**D Reconciling the amount of revenue recognized in the statement of Profit and Loss with the Contract Price**

<b>Revenue as per Contract Price</b>	<b>87946.31</b>	<b>59372.25</b>
<b>Less : Adjustments</b>		
Sale Return	187.54	102.81
Freight Collected	1119.12	798.96
Charity Collected	92.59	51.14
	<u>86547.06</u>	<u>58419.34</u>
Revenue recognized in the statement of Profit and Loss		

**E Performance obligation and remaining performance obligation**

The performance obligation is satisfied upon the delivery of Writing and Printing Paper and payment is generally due within 7 days to 30 days after the delivery.

The remaining performance obligation disclosure provides the aggregate amount of the transaction price yet to be recognized as at the end of the reporting period and an explanation as to when the Company expects to recognize these amounts in revenue. There were no remaining performance obligation as at 31st March 2023.

**46 Segment Reporting**

Segment Reporting based on the guiding principles given in Ind AS 108 on 'Operating Segments', the Company's business activity falls within a single operating segment, namely manufacturing of "Writing and Printing Paper". Accordingly, the disclosure requirements of Ind AS 108 are not applicable.

Particulars	(₹ in lakhs)	
	for the year ended 31st March 2023	for the year ended 31st March 2022
<b>A Information by Geographies</b>		
(a) Revenue from external customers		
Domestic	83725.52	55,598.86
Overseas	2,821.54	2,820.48
(b) The company has business operations only in India and does not hold any assets outside India		
<b>B Revenue from major customers</b>		
<b>Information about Major Customers</b>		
Number of customer contributing 10% or more to the Company's revenue (No's)	Nil	1
Revenue arising from sales to such customers.	N.A.	8494.70

**47 Dividend**

The Board of Directors have recommended dividend of ₹2.50/- per equity share and special dividend of ₹2.50 /- per equity share amounting to ₹691.23 lakhs (previous year 2021-22 : ₹2/- per share amounting to ₹276.49 lakhs) during their meeting held on 12th May 2023. The dividend, as recommended by the Board of Directors, if approved at the Annual General Meeting, would be paid subject to deduction of tax (TDS) at the prescribed rates as per Income Tax Act, 1961 as amended by Finance Act 2020.

**48 Corporate Social Responsibility Expenditure**

**A** As per section 135 of the Companies Act, 2013, a company meeting the applicable threshold, need to spend atleast 2% of the average net profit for the immediate preceeding three financial years on CSR activities as defined in schedule-VII of the Companies Act 2013.

(i) Amount required to be spent by the Company during the year	22.99	54.32
(ii) Previous years surplus/(set off)	(22.77)	-
<b>Gross amount required to be spent by the Company during the year</b>	<u>0.22</u>	<u>54.32</u>
(iii) Amount spent during the year on:		
(i) Construction/acquisition of any asset	-	-
(ii) For purpose other than (i) above	42.82	77.09
<b>Total Expenditure</b>	<u>42.82</u>	<u>77.09</u>
(iv) Surplus/(setoff) at the end of the year*	(42.60)	(22.77)
(v) Related party transactions included in (iii) above	10.32	25.40
<b>(vi) Nature of CSR activities</b>		
Promoting education	22.17	19.66
Health care	18.30	27.31
Community Welfare	2.35	30.12
<b>Total</b>	<u>42.82</u>	<u>77.09</u>

(₹ in lakhs)

B Amount Earmarked for ongoing projects	2022-23			2021-22		
	With Company	In separate CSR Unspent Account	Total	With Company	In separate CSR Unspent Account	Total
<b>Particulars</b>						
Opening Balance	-	30.93	30.93	43.19	-	43.19
Amount required to be spent during the year	-	-	-	-	-	-
Transfer to separate CSR unspent A/c	-	-	-	(43.19)	43.19	-
Amount Spent during the year	-	(2.51)	(2.51)	-	(12.26)	(12.26)
<b>Closing Balance</b>	-	28.42	28.42	-	30.93	30.93

**49 Earning per share**

The calculation of Earning Per Share (EPS) as disclosed in the Statement of profit and loss has been made in accordance with Ind AS- 33 on "Earnings Per Share". The following is the reconciliation of the equity shares used in the computation of basic and diluted earnings per equity share:

Particulars	(Number of shares)	
	As at 31st March 2023	As at 31st March 2022
Issued equity shares	13824550	13824550
Number of Shares at the end of the year	13824550	13824550
Weighted average shares outstanding-Basic and Diluted- A	13824550	13824550

Net profit available to equity holders of the Company used in the basic and diluted earnings per share was determined as follows:

Particulars	for the year ended 31st March 2023	for the year ended 31st March 2022
Profit and loss after tax for EPS (B) (₹ in lakhs)	7345.81	995.63
Basic Earnings per share (B/A) (in ₹)	53.14	7.20
Diluted Earnings per share (B/A) (in ₹)	53.14	7.20

The number of shares used in computing basic EPS is the weighted average number of shares outstanding during the year. The diluted EPS is calculated on the same basis as basic EPS, after adjusting for the effects of potential dilutive equity, if any. The Company does not have any potential equity shares.

50 Research and Development expenses	(₹ in lakhs)	
Particulars	for the year ended 31st March 2023	for the year ended 31st March 2022
<b>a) Research and Development: Revenue expenses</b>		
Raw material consumption	-	-
Less: Net sales revenue	-	-
Salaries and wages	263.73	250.41
Depreciation	2.83	2.83
Stores and spares	22.88	11.93
Cost of utilities	-	-
Other expenses	0.35	0.22
	<u>289.79</u>	<u>265.39</u>
<b>b) Research and Development: Capital expenses</b>		
Additions to Property, Plant and Equipments	NIL	NIL

The revenue expenses related to research and development is clubbed under respective account heads in the statement of Profit and Loss.

#### 51 Disclosure pursuant to Indian Accounting Standard (Ind AS) -12 : Income Taxes

(a) Income tax recognised in profit or loss	(₹ in lakhs)	
Particulars	for the year ended 31st March 2023	for the year ended 31st March 2022
<b>Current Tax:</b>		
Current tax on profit for the year	1685.00	-
Adjustments for current tax of prior periods	-	(15.06)
	<u>1685.00</u>	<u>(15.06)</u>
<b>Deferred Tax:</b>		
Relating to origination and reversal of temporary differences	341.73	218.09
<b>Total income tax expense recognised</b>	<u>2026.73</u>	<u>203.03</u>
<b>(b) Income Tax recognised in other comprehensive income Arising on income and expenses recognised in other comprehensive income</b>		
Remeasurement of defined benefit obligation	(21.99)	(4.70)
<b>Total income tax recognised in other comprehensive income</b>	<u>(21.99)</u>	<u>(4.70)</u>
<b>(c) Reconciliation of tax expense and the accounting profit multiplied by domestic tax rate applicable in India:</b>		
Profit before Tax (i)	9372.54	1198.66
Corporate tax rate as per Income Tax Act, 1961 (ii)	25.17%	25.17%
Tax on Accounting profit (iii) = (i) * (ii)	2358.88	301.68



(₹ in lakhs)

Particulars	For the year ended 31st March 2023	For the year ended 31st March 2022
<b>Tax effect of amounts which are not deductible (allowable) in calculating taxable income:</b>		
i Effect of Depreciation difference	369.89	(176.05)
ii Effect of expenses that are not deductible in determining taxable profit	31.10	32.66
iii Effect of expenses allowable on payment basis	(55.00)	23.49
iv Effect of amount of Deductions/Exemption/Non Taxable items	(0.43)	(0.10)
v Effect of indexation benefit on value of investment and PPE	(1.16)	(49.57)
vi Differential tax rate on capital gain on sale and fair valuation on investment	(150.37)	(190.60)
vii Effect of brought forward losses	(530.00)	273.68
viii Adjustments for current tax of prior periods	-	(15.06)
ix Others	3.82	2.90
Total effect of tax adjustments	<u>(332.15)</u>	<u>(98.65)</u>
Tax expense recognised during the year	<u>2026.73</u>	<u>203.03</u>
Current Tax	1,685.00	-
Tax of earlier years	-	(15.06)
Deferred Tax	341.73	218.09
Total tax provided	<u>2026.73</u>	<u>203.03</u>

**d) Movement in Deferred tax balances**

Particulars	For the year ended 31st March 2023			
	Opening Balance	Recognised in Profit and Loss	Recognised in OCI	Closing Balance
<b>Tax effect of items constituting deferred tax assets/liabilities</b>				
Property, Plant and Equipment	2879.27	121.98	-	3001.25
Employee Benefits	-	21.99	(21.99)	-
Fair value of Investments through Profit and loss	315.29	(116.81)	-	198.48
Expenditure deductible on payment basis	(163.43)	(30.61)	-	(194.04)
Unabsorbed depreciation to be set off in subsequent periods	(345.18)	345.18	-	-
Net Tax Liabilities/(asset)	<u>2685.95</u>	<u>341.73</u>	<u>(21.99)</u>	<u>3005.69</u>

Particulars	For the year ended 31st March 2022			
	Opening Balance	Recognised in Profit and Loss	Recognised in OCI	Closing Balance
<b>Tax effect of items constituting deferred tax assets/liabilities</b>				
Property, Plant and Equipment	2675.28	203.99	-	2879.27
Employee Benefits	-	4.70	(4.70)	-
Fair value of Investments through Profit and loss	130.73	184.56	-	315.29
Expenditure deductible on payment basis	(188.23)	24.80	-	(163.43)
Unabsorbed depreciation to be set off in subsequent periods	(145.22)	(199.96)	-	(345.18)
Net Tax Liabilities/(asset)	<u>2472.56</u>	<u>218.09</u>	<u>(4.70)</u>	<u>2685.95</u>

**52 Reconciliation of changes in liabilities arising from financial activities including both changes arising from cash flow and non-cash changes as per the requirement of Ind AS-7 'Statement of Cash Flows'**

(₹ in lakhs)

Particulars	Year ended 31st March 2023		Year ended 31st March 2022	
	Current Borrowings	Non-Current Borrowings (incl. Current maturities)	Current Borrowings	Non-Current Borrowings (incl. Current maturities)
<b>Opening Balance of Financial liabilities coming under the financing activities of Cash Flow Statement</b>	<b>3983.54</b>	<b>1976.12</b>	<b>3604.12</b>	<b>2692.47</b>
<b>Changes during the year</b>				
a) Changes from financing cash flow (Net)	268.60	(2170.93)	541.36	(880.91)
b) Changes arising from obtaining or losing control of Subsidiaries or other business	-	-	-	-
c) the effect of changes in foreign exchange rates-(Gain)/Loss	-	-	-	-
d) Changes in fair Value	-	-	-	-
e) Other changes (including reclassification)	(626.77)	632.02	(161.94)	164.56
<b>Closing Balance of Financial liabilities coming under the financing activities of Cash Flow Statement</b>	<b>3625.37</b>	<b>437.21</b>	<b>3983.54</b>	<b>1976.12</b>

**53 Related party disclosures:**

In accordance with the requirements of IND AS 24, on "Related party disclosures", name of the related party, related party relationship, transactions and outstanding balances including commitments where control exists and with whom transactions have taken place during reported periods, are:

**Related party and their relationship:-**

**A. Key Management Personnel:**

i	Whole time directors	Sh. Rajneesh Oswal Sh. Vishal Oswal Sh. Kunal Oswal	Chairman & Managing Director Vice Chairman & Managing Director Whole Time Director
ii	Non executive directors	Dr. Prem Kumar Sh. Ramesh Chander Juneja (upto 14-11-2022) Dr. Prathibha Goyal Sh. Krishan Sethi Sh. Ravinder Jaiswal (w.e.f. 14-11-2022)	Independent Director Independent Director Independent Director Independent Director Independent Director
iii	Chief Financial Officer	Mr. Rakesh Kumar Mahajan	
iv	Company Secretary	Ms Ruchita Vij	

**B. Related parties**

	Nature of relationship	Nature of related party
i.	Enterprises over which Key Management Personnel (KMP) and relative of such personnel is able to exercise Control where transactions have taken place	Fountain Tie up Pvt Ltd Punctual Dealers (P) Ltd.
ii.	Enterprises over which Key Management Personnel (KMP) and relative of such personnel is able to exercise Control but no transactions has taken place	Adeep Investment Company. Levina Investment & Mercantile Company Lime Lite Consultants Private Limited Noble Share Trading Pvt Ltd OASIS Share Trading Pvt Ltd Ojasvi Investment & Mercantile Company Shreyans Financial and Capital Services Limited Sulzer Investment Pvt Ltd Virat Investment & Mercantile Company Jagvallabh Parasnath Capital Investments Pvt Ltd Adhinath Textiles Limited
iii.	Relative of Key Management Personnel with whom transactions have taken place	Mrs. N.K. Oswal, Manager Mrs. Preeti Oswal, Manager Mrs. Shikha Oswal, Manager Ms. Arshia Oswal, Asstt. General Manager

**C. Employee benefit trust:**

iv.	Group Gratuity Trust fund managed by representative of the Company	SIL- Group Gratuity Trust Fund (Unit Shreyans Paper) SIL- Group Gratuity Trust Fund (Unit Shree Rishabh Paper)
-----	--	---

**D. Agencies to which Contribution for CSR and Charity is made**

v.	Key Management Personnel (KMP) are Managing Trustee of Charitable Trust	Shri Darshan Kumar Oswal Public Charitable Trust (CSR00011080) Shri Paras Nath Charitable Trust (CSR00011081)
----	---	--

**E. Details of transactions entered into with related parties during the year as required by Ind AS 24 on "Related Party Disclosures" of Companies (Indian Accounting Standards) Rules 2015.**

Sr. No	Particulars	Enterprises over which KMP is able to exercise significant influence or control		Key Management Personnel (KMP)		Post employment Benefit plans	
		Current Year	Previous Year	Current Year	Previous Year	Current Year	Previous Year
1	***Contractual remuneration	-	-	1,494.74	1,045.35	-	-
1a	***Contractual remuneration outstanding as on last day of financial year	-	-	42.38	45.85	-	-
2	Sitting fee	-	-	4.00	4.00	-	-
3 a	Interest Paid	44.72	-	-	-	-	-
3 b	Contribution to CSR Expenditure	10.32	25.40	-	-	-	-
3 c	Contribution for Charity	2.00	-	-	-	-	-
4 a	Fixed Deposits taken (including opening balance)	-	-	-	-	-	-
4 b	Fixed Deposits repaid	-	-	-	-	-	-
4 c	Closing Balance of Fixed Deposits	-	-	-	-	-	-
5 a	Loan taken (including opening balance)	659.16	502.16	172.25	172.25	-	-
5 b	Loans repaid	-	-	159.25	-	-	-
5 c	Closing Balance of Loans	659.16	502.16	13.00	172.25	-	-
6	Receipt against services rendered	-	-	-	-	-	-
7	Contribution to trust towards Post Employment benefit	-	-	-	-	24.32	77.03

Sr. No	Particulars	Relatives of KMP		Total	
		Current Year	Previous Year	Current Year	Previous Year
1	***Contractual remuneration	29.92	28.56	1,524.66	1,073.91
1a	***Contractual remuneration outstanding as on last day of financial year	1.99	1.85	44.37	47.71
2	Sitting fee	-	-	4.00	4.00
3 a	Interest Paid	-	17.40	44.72	17.40
3 b	Contribution to CSR Expenditure	-	-	10.32	25.40
3 c	Contribution for Charity	-	-	2.00	-
4 a	Fixed Deposits taken (including opening balance)	-	183.05	-	183.05
4 b	Fixed Deposits repaid	-	-	-	-
4 c	Closing Balance of Fixed Deposits	-	183.05	-	183.05
5 a	Loan taken (including opening balance)	-	-	831.41	674.41
5 b	Loans repaid	-	-	159.25	-
5 c	Closing Balance of Loans	-	-	672.16	674.41
6	Receipt against services rendered	-	-	-	-
7	Contribution to trust towards Post Employment benefit	-	-	24.32	77.03

\*\*\* As the liabilities for gratuity, compensated absences are provided on an actuarial basis for all employees of the Company as a whole, the amount pertaining to key managerial personnel is not included.

Mr. Rajneesh Oswal, Mr. Vishal Oswal and Mr. Kunal Oswal are related to each other.

There are no Enterprises over which Key Management Personnel (KMP) and relative of such personnel is able to exercise significant influence. The related party is as identified by the Company and relied upon by the auditors.

**54 Financial instruments and Risk management****i Capital management**

The capital structure of the Company consists of net debt (borrowings offset by cash and bank balances) and total equity of the Company. The Company manages its capital to ensure that the Company will be able to continue as going concern while maximising the return to stakeholders through an optimum mix of debt and equity within the overall capital structure.

The Company's management reviews its capital structure considering the cost of capital, the risks associated with each class of capital and the need to maintain adequate liquidity to meet its financial obligations when they become due. The Company's policy is to maintain a strong capital base so as to maintain investor, creditor and market confidence and to sustain future development of the business. Accordingly the management and the Board of Directors periodically review and set prudent limit on overall borrowing limits of the Company.

The Company monitors capital using a gearing ratio, which is net debt divided by total capital plus net debt. The Company's gearing ratio is as follows:

Particulars	(₹ in lakhs)	
	for the year ended 31st March 2023	for the year ended 31st March 2022
Borrowings and interest accrued	4213.82	6093.60
Less: Cash and cash equivalents	22.20	20.00
Net debt (A)	4191.62	6073.60
Total equity	30189.36	23185.43
Capital and Net debt (B)	34380.98	29259.03
Gearing ratio (A/B)	12.19%	20.76%

Further, there have been no breaches in the financial covenants of any interest-bearing loans and borrowing during the year ended 31st March 2023 and 31st March 2022. There were no changes in the objectives, policies or processes for managing capital during the year ended 31st March 2023 and 31st March 2022.

The Company is not exposed to any externally imposed capital requirements.

**ii Categories of financial instruments**

The Carrying value and fair value of financial instruments by categories are as follows

As at 31st March 2023

Particulars	Carrying Amount	(₹ in lakhs)		
		At Amortised Cost	FVTPL	FVTOCI
<b>Financial Assets:</b>	<b>Total</b>			
<b>Non Current Assets</b>				
Investments	361.48	-	361.48	-
Loans	8.73	8.73	-	-
Other financial assets	86.82	86.82	-	-
<b>Current Assets</b>				
Investments	15446.10	-	15446.10	-
Trade receivables	3672.91	3672.91	-	-
Cash and Cash Equivalents	22.20	22.20	-	-
Other Bank Balances	540.07	540.07	-	-
Loans	48.82	48.82	-	-
Other financial assets	228.81	228.81	-	-
<b>Total</b>	<b>20415.94</b>	<b>4608.36</b>	<b>15807.58</b>	<b>-</b>
<b>Financial Liabilities:</b>	<b>Total</b>			
<b>Non Current Liabilities</b>				
Borrowings	437.21	437.21	-	-
Lease liabilities	87.15	87.15	-	-
Other financial liabilities	1.30	1.30	-	-
<b>Current Liabilities</b>				
Borrowings	3625.37	3625.37	-	-
Lease liabilities	77.72	77.72	-	-
Trade Payables	5026.00	5026.00	-	-
Other financial liabilities	3398.27	3398.27	-	-
<b>Total</b>	<b>12653.02</b>	<b>12653.02</b>	<b>-</b>	<b>-</b>

As at 31st March 2022		(₹ in lakhs)		
Particulars	Carrying Amount	At Amortised Cost	FVTPL	FVTOCI
<b>Financial Assets:</b>	<b>Total</b>			
<b>Non Current Assets</b>				
Investments	853.07	-	853.07	-
Loans	6.89	6.89	-	-
Other financial assets	112.29	112.29	-	-
<b>Current Assets</b>				
Investments	9299.21	-	9299.21	-
Trade receivables	3219.41	3219.41	-	-
Cash and Cash Equivalents	20.00	20.00	-	-
Other Bank Balances	496.96	496.96	-	-
Loans	29.67	29.67	-	-
Other financial assets	291.50	290.97	0.53	-
<b>Total</b>	<b>14329.00</b>	<b>4176.19</b>	<b>10152.81</b>	<b>-</b>
<b>Financial Liabilities:</b>	<b>Total</b>			
<b>Non Current Liabilities</b>				
Borrowings	1976.12	1976.12	-	-
Lease liabilities	113.58	113.58	-	-
Other financial liabilities	-	-	-	-
<b>Current Liabilities</b>				
Borrowings	3983.54	3983.54	-	-
Lease liabilities	72.25	72.25	-	-
Trade Payables	7011.29	7011.29	-	-
Other financial liabilities	2396.91	2396.91	-	-
<b>Total</b>	<b>15553.69</b>	<b>15553.69</b>	<b>-</b>	<b>-</b>

(figures of previous period have been regrouped to make them comparable with current year classification)

### iii. Financial risk management

The principal financial assets of the Company include investments, loans, trade and other receivables, cash and bank balances that the Company derive directly from its operations. The principal financial liabilities of the company, include loans and borrowings, trade and other payables and the main purpose of these financial liabilities is to finance the day to day operations of the company.

The Company is exposed to market risk, credit risk and liquidity risk. The Company's senior management oversees the management of these risks and that advises on financial risks and the appropriate financial risk governance framework for the Company.

This note explains the risks which the company is exposed to and policies and framework adopted by the company to manage these risks:-

#### (A) Market risk management

Market risk is the risk that the fair value of future cash flows of a financial instrument will fluctuate because of changes in market prices. Market risk comprises of Currency risk, Interest rate risk and other price risk.

#### a.1 Foreign currency risk management

The Company's functional currency is Indian Rupees (INR). The Company has exposure to foreign currency by way of trade payables /trade receivables and is therefore exposed to foreign exchange risk. Volatility in exchange rates affects the Company's revenue from exports markets and the costs of imports, primarily in relation to raw materials with respect to the US-dollar

The exchange rate between the Indian rupee and foreign currencies has changed substantially in recent years and may fluctuate substantially in the future. Consequently the company is exposed to foreign currency risk and the results of the company may be affected as the rupee appreciates/ depreciates against foreign currencies. Foreign exchange risk arises from the future probable transactions and recognised assets and liabilities denominated in a currency other than company's functional currency.

The company measures the risk through a forecast of highly probable foreign currency cash flows and manages its foreign currency risk by hedging appropriately. The Company uses foreign exchange forward contracts to mitigate the risk of changes in exchange rates on foreign currency exposures.

#### Exposure to currency risk

The currency profile of financial assets and liabilities as at 31st March, 2023 and 31st March 2022, are as below:

Particulars	As at	As at
	31st March 2023	31st March 2022
	USD	USD
<b>Exposure on account of financial Assets</b>		
Trade Receivable/ Export Order (A)	-	-
Amount Hedged through forwards (B)	-	-
Net Exposure to Foreign Currency Assets (C=A-B)	-	-

Particulars	As at	As at
	31st March 2023	31st March 2022
	USD	USD
<b>Exposure on Account of Financial Liabilities</b>		
Trade Payable and Borrowings (D)	8,80,295	2,10,137
Amount Hedged through forwards (E)	-	-
Net Exposure to Foreign Currency Liabilities (F=D-E)	8,80,295	2,10,137
<b>Net Exposure to Foreign Currency Assets/ (Liabilities) (C- F)</b>	<b>(8,80,295)</b>	<b>(2,10,137)</b>

The following significant exchange rates applied are:-

Currency	2022-23	2021-22	2022-23	2021-22
	Year end rates		Average Exchange rates	
INR/USD	82.18	75.80	80.30	74.51

#### a.2 Foreign currency sensitivity analysis

Any changes in the exchange rate of USD against INR is not expected to have significant impact on the Company's profit due to the less exposure of these currencies. Accordingly, a 5% appreciation/depreciation of the INR as indicated below, against USD would have increased/reduced profit by the amounts shown below. This analysis is based on the foreign currency exchange rate variances that the Company considered to be reasonably possible at the end of the reporting period. The impact on the Company's profit before tax due to change in the fair value of monetary assets and liabilities including foreign currency derivatives on account of reasonably possible change in USD exchange rates (with all other variables held constant) is as under

Impact on Profit /Loss on account of :-	(₹ in lakhs)	
	As at 31st March 2023	As at 31st March 2022
5% strengthening/ weakening of INR against USD	+/- 35.34	+/- 7.83

#### b) Interest rate risk management

Interest rate risk is the risk that the fair value or future cash flows of a financial instrument will fluctuate because of changes in market interest rates. The Company's exposure to the risk of changes in market interest rates relates primarily to the Company's debt obligations with floating interest rates.

As the Company has no significant interest-bearing assets, the income and operating cash flows are substantially independent of changes in market interest rates. The Company's exposure to the risk of changes in market interest rates relates primarily to the Company's debt obligations with floating interest rates, which are included in interest bearing loans and borrowings in these financial statements. The Company's fixed rate borrowings are carried at amortised cost. They are therefore not subject to interest rate risk, since neither the carrying amount nor the future cash flows will fluctuate because of a change in market interest rates.

At the reporting date the interest rate profile of the Company's interest bearing financial instrument is at its fair value:

Particulars	(₹ in lakhs)	
	As at 31st March 2023	As at 31st March 2022
<b>Variable rate instruments</b>		
Long term borrowings	89.60	1525.07
Current maturities of long term debt	263.03	860.00
Short term borrowings	2502.88	1100.46

#### Cash flow sensitivity analysis for variable rate instruments

The following table demonstrates the sensitivity to a reasonably possible change in interest rates on that portion of loans and borrowings affected. A change of 100 basis points in interest rates for variable rate instruments at the reporting date would have increased/(decreased) profit or loss by the amounts shown below. With all other variables held constant, the Company's profit before tax is affected through the impact on floating rate borrowings, as follows:

Impact on Profit (loss) on account of :	(₹ in lakhs)	
	As at 31st March 2023	As at 31st March 2022
Increase/ decrease in 100 basis point	+/- 28.56	+/- 34.86

#### c) Other Price Risk

##### i) Equity Instruments

The company is exposed to price risk arising from equity investments. The company does not actively trade equity investments.

Equity investments are mainly held for strategic rather than trading purposes. Protection principle is given high priority by limiting company's investments top rated money market instruments only.

Equity price risk is related to change in market reference price of investments in equity shares held by the Company. The fair value of quoted investments held by the Company exposes it to equity price risks.

#### ii) Mutual Fund Investments

The Company manages the surplus funds majorly through investments in debt based and equity mutual fund schemes. The price of investment in these mutual fund is Net Asset Value (NAV) declared by the Asset Management Company on daily basis is reflected by the movement in the NAV of invested schemes. The Company is exposed to price risk on such Investment schemes.

Mutual fund investments are susceptible to market price risk, mainly arising from changes in the interest rates or market yields which may impact the return and value of such investments. However, due to the very short tenor of the underlying portfolio in the liquid schemes, these do not hold any significant price risks.

#### c.1 Equity price sensitivity analysis

The Company is exposed to equity price risks arising from equity investments. Equity investments are held for strategic rather than trading purposes. However, the company aims to monetize this investment to reduce its overall leverage. Any adverse movement in the share price has an impact on its profitability and vice versa.

##### Sensitivity

Following is the sensitivity analysis as a result of the changes in fair value of equity investments (non current) measured at FVTPL, determined based on the exposure to equity price risks at the end of the reporting period.

If equity prices had been 5% higher/ lower, profit would increase/ (decrease) as follows for:

the year ended 31st March 2023 : by ₹18.07 lakhs

the year ended 31st March 2022 : by ₹42.65 lakhs

#### c.2 Mutual fund price sensitivity analysis

The sensitivity analysis has been determined based on Mutual Fund Investment at the end of the reporting period. If NAV had been 1% higher/lower, the profit for year ended 31st March 2023 would have increased/decreased by ₹ +/- 154.46 Lakhs (previous year: increase/decrease by ₹ +/- 92.99 lakhs) as a result of the changes in fair value of mutual funds.

#### (B) Credit risk management

Credit risk arises from the possibility that a counter party will default on its contractual obligations resulting in financial loss to the Company. The Company is exposed to credit risk from its operating activities (primarily trade receivables, loans to employees and security deposits). The Company's credit risk in case of all other financial instruments is negligible.

To manage this, the Company periodically assesses the financial reliability of customers, taking into account the financial conditions, current economic trends, and analysis of historical bad debts and ageing of accounts receivable.

The Company considers the probability of default upon initial recognition of assets and whether there has been a significant increase in credit risk on an ongoing basis through each reporting period.

#### (i) Expected Credit Loss for Financial Assets

##### As at 31st March 2023

Financial assets to which loss allowance is measured	Gross Carrying Amount (₹ in lakhs)	Expected Credit Loss: 12 months	Expected Credit Loss: Probability of Default	Total Expected Credit Loss (₹ in lakhs)	Carrying amount (net of ECL) (₹ in lakhs) 31st March 2023	Carrying amount (net of ECL) (₹ in lakhs) 31st March 2022
Loans to Employees	57.55	0%	-	-	57.55	36.56
Security Deposits	363.41	0%	-	-	363.41	358.41
Trade Receivables	3700.95	0.72% ₹26.50 lakhs	Refer Table Below ₹1.54 lakhs	28.04	3672.91	3219.41

##### Expected Probability of Default in case of Trade Receivables

Outstanding from due date of payment	Risk Element	Expected probability of default
Not Due	Very Low	5.00%
Less than 6 months	Low	10.00%
6 months to 1 year	Moderate	12.50%
1-2 years	High	15.00%
2-3 years	Very High	22.50%
More than 3 years	Severe	35.00%

The Company's trade receivables consists of a large and diverse base customers including State owned Enterprises. Hence the Company is not exposed to concentration and credit risk. The company also assesses the credit worthiness of the customers internally to whom goods are sold on credit terms in the normal course of business. Outstanding trade receivables are regularly monitored and any shipments to overseas customers are generally covered by Letter of Credit.

In determining the allowances for expected credit losses of trade receivables, the company has used a practical expedient by computing the expected credit loss allowance for trade receivables based on a provision matrix. The provision matrix takes into account historical credit loss experience and is adjusted for forward looking information. The expected credit loss allowance is based on the ageing of the receivables that are due and rates used in the provision matrix. In addition to this, Company provides for credit loss based on increase in credit risk on case to case basis. Management believes that the unimpaired amounts that are past due by more than 90 days are still collectible in full, based on historical payment behavior and analysis of customer credit risk. The following is the movement in the allowance for lifetime expected credit loss and revenues generated from top five customers of the company.

(₹ in lakhs)		
<b>i) Reconciliation of allowance for lifetime expected credit loss</b>		
<b>Particulars</b>	<b>As at 31st March 2023</b>	<b>As at 31st March 2022</b>
As at beginning of the year	35.02	19.17
Allowance for doubtful receivables based on Expected Credit Loss (ECL)	28.04	15.85
Transfer to the statement of Profit and Loss	(35.02)	-
Balance at end of the year	28.04	35.02
<b>ii) Revenue generated from top five customers.</b>		
- Amount of Sales	19785.51	19988.97
- % of total sales of paper	26.49	39.10

**Trade Receivables**

Out of the Trade receivables, ₹2253.33 lakhs as at 31st March 2023 (₹2292.07 lakhs as at 31st March 2022) is due from the Company's major customers i.e. having more than 5% of total outstanding trade receivables.

The ageing analysis of trade receivables as of the reporting date is as follows:

(₹ in lakhs)		
	<b>As at 31st March 2023</b>	<b>As at 31st March 2022</b>
<b>Ageing of trade receivables (net)</b>		
Not Due	3115.42	2498.13
0 - 6 months past due	518.71	646.57
More than 6 months past due	38.78	74.71
Total Trade receivables	3672.91	3219.41

The maximum exposure to credit risk at the reporting date is the carrying value of trade receivables as disclosed at Note 10.

**b. Other Financial Assets**

The Company maintains exposure in cash and cash equivalents, time deposits with banks, investments in debt mutual funds. Investment of surplus funds are made only with approved counter parties. The maximum exposure to credit risk at the reporting date is the carrying value of each class of financial assets.

**Write off policy**

The financial assets are written off in case there is no reasonable expectation of recovering from the financial asset.

**(C) Liquidity risk management**

The objective of liquidity risk management is to maintain sufficient liquidity to meet financial obligations of the Company as they become due. The Company monitors rolling forecast of its liquidity position on the basis of expected cash flows. The Company's approach is to ensure that it has sufficient liquidity or borrowing headroom to meet its obligations at all points in time. The Company manages the liquidity risk by maintaining adequate cash reserves, banking facilities and reserve borrowing facilities by continuously monitoring forecast and actual cash flows and by matching the maturity profiles of financial assets and liabilities.

The Company has access to various fund / non-fund based bank financing facilities. The amount of unused borrowing facilities (fund and non-fund based) available for future operating activities and to settle commitments as at 31st March 2023 ₹1757.16 lakhs (as at 31st March 2022 ₹2375.34 lakhs).

**Exposure to liquidity risk**

The below is the detail of contractual maturities of the financial liabilities of the company at the end of each reporting period along with contractual maturity of Financial assets:



As at 31st March 2023		Contractual cash flows				(₹ in lakhs)
Particulars	Carrying amount	Less than 1 year	2-3 years	4-5 years	More than 5 years	
<b>FINANCIAL LIABILITIES</b>						
Borrowings	4062.58	3625.37	368.13	69.08	-	
Trade Payables	5026.00	5026.00	-	-	-	
Other Financial liabilities	3564.44	3475.99	63.34	19.30	5.81	
<b>FINANCIAL ASSETS</b>						
Investments	15807.58	15807.58	-	-	-	
Trade Receivables	3672.91	3672.91	-	-	-	
Cash and Cash Equivalents	22.20	22.20	-	-	-	
Bank Balances	540.07	540.07	-	-	-	
Loans	57.55	48.82	8.73	-	-	
Other financial assets	315.63	228.81	86.82	-	-	

As at 31st March 2022		Contractual cash flows				(₹ in lakhs)
Particulars	Carrying amount	Less than 1 year	2-3 years	4-5 years	More than 5 years	
<b>FINANCIAL LIABILITIES</b>						
Borrowings	5959.66	3983.54	1834.08	142.04	-	
Trade Payables	7011.29	7011.29	-	-	-	
Other Financial liabilities	2582.74	2469.16	86.70	15.72	11.16	

As at 31st March 2022		Contractual cash flows				(₹ in lakhs)
Particulars	Carrying amount	Less than 1 year	2-3 years	4-5 years	More than 5 years	
<b>FINANCIAL ASSETS</b>						
Investments	10152.28	9299.21	-	-	853.07	
Trade Receivables	3219.41	3219.41	-	-	-	
Cash and Cash Equivalents	20.00	20.00	-	-	-	
Bank Balances	496.96	496.96	-	-	-	
Loans	36.56	29.67	6.89	-	-	
Other financial assets	403.79	291.50	112.29	-	-	

**D Fair Value Measurement****(i) Fair Value hierarchy**

- Level 1 - Quoted prices (unadjusted) in active markets for identical assets or liabilities
- Level 2 - Inputs other than quoted prices included within Level 1 that are observable for the asset or liability, either directly (i.e. as prices) or indirectly (i.e. derived from prices)
- Level 3 - Inputs for the assets or liabilities that are not based on observable market data (unobservable inputs).

(ii) The following table provides an analysis of financial instruments that are measured at fair value and have been grouped into Level 1, Level 2 and Level 3 below:

As at 31st March 2023		Carrying amount			Fair value hierarchy			(₹ in lakhs)
Particulars	Carrying amount			Total	Fair value hierarchy			
	FVTPL	FVTOCI	Amortised Cost		Level 1	Level 2	Level 3	
Current Investments	15446.10	-	-	15446.10	-	15446.10	-	
Non Current Investments	361.48	-	-	361.48	309.38	-	52.10	
Other financial current assets	-	-	-	-	-	-	-	
- Derivative financial instruments	-	-	-	-	-	-	-	
Other financial current liabilities	-	-	-	-	-	-	-	
- Derivative financial instruments	-	-	-	-	-	-	-	

As at 31st March 2022

(₹ in lakhs)

Particulars	Carrying amount			Total	Fair value hierarchy		
	FVTPL	FVTOCI	Amortised Cost		Level 1	Level 2	Level 3
Current Investments	9299.21	-	-	9299.21	-	9299.21	-
Non Current Investments	853.07	-	-	853.07	800.83	-	52.24
Other financial current assets							
- Derivative financial instruments	0.53	-	-	0.53	-	0.53	-
Other financial current liabilities							
- Derivative financial instruments	-	-	-	-	-	-	-

There were no transfers between Level 1 and 2 in the period. Sensitivity of Level 3 financial instruments are insignificant.

The fair value of the financial instruments are determined at the amount that would be received to sell an asset in an orderly transaction between market participants. The following methods and assumptions were used to estimate the fair values:

**Investments in mutual funds:** Fair value is determined by reference to quotes from the financial institutions, i.e. net asset value (NAV) for investments in mutual funds declared by mutual fund house. NAV represents the price at which the issuer will issue further units of mutual fund and the price at which issuer will redeem such units for the investor.

**Derivative contracts:** The Company has entered into foreign currency contract(s) to manage its exposure to fluctuations in foreign exchange rates. These financial exposures are managed in accordance with the Company's risk management policies and procedures. Fair value of derivative financial instruments are determined using valuation techniques based on information derived from observable market data, i.e., mark to market values determined by the Authorized Dealers Banks.

**Quoted equity investments:** Fair value is derived from quoted market prices in active markets.

**Unquoted equity investments:** Fair value is derived on the basis of net asset value approach, in this approach the net asset value is used to capture the fair value of these investments.

**Reconciliation of Level 3 fair value measurements**

(₹ in lakhs)

Particulars	Unlisted equity instruments
As at 1st April, 2021	52.30
Purchases	-
Gain/ (loss) recognised in statement of Profit/Loss	(0.06)
As at 31st March, 2022	52.24
Purchases	-
Gain/ (loss) recognised in statement of Profit/Loss	(0.14)
As at 31st March, 2023	52.10

\* The carrying value of Financial assets and Financial liabilities not measured at fair value is reasonable approximate of fair value.

- 55 The company does not have any Benami property, where any proceeding have been initiated or pending against the company for holding any benami property under the Benami Transactions (Prohibition) Act, 1988 (45 of 1988).
- 56 The company has not advanced or loaned or invested funds (either from borrowed funds or share premium or any other sources or kind of funds) by the company to or in any other person(s) or entity(ies), including foreign entities ("Intermediaries") with the understanding (whether recorded in writing or otherwise) that the Intermediary shall
- directly or indirectly lend or invest in other person or entities identified in any manner whatsoever by or on behalf of the company (Ultimate Beneficiaries) or
  - provide any guarantee, security or the like to or on behalf of the Ultimate Beneficiaries.
- 57 The company has not received any fund from any person or entity, including foreign entities ( Funding parties ) with the understanding (whether recorded in writing or otherwise) that the company shall
- directly or indirectly lend or invest in other person or entities identified in any manner whatsoever by or on behalf of the funding party (Ultimate Beneficiaries) or
  - provide any guarantee, security or the like on behalf of the Ultimate Beneficiaries.

- 55 The company does not have any Benami property, where any proceeding have been initiated or pending against the company for holding any benami property under the Benami Transactions (Prohibition) Act, 1988 (45 of 1988).
- 56 The company has not advanced or loaned or invested funds (either from borrowed funds or share premium or any other sources or kind of funds) by the company to or in any other person(s) or entity(ies), including foreign entities ("Intermediaries") with the understanding (whether recorded in writing or otherwise) that the Intermediary shall
- directly or indirectly lend or invest in other person or entities identified in any manner whatsoever by or on behalf of the company (Ultimate Beneficiaries) or
  - provide any guarantee, security or the like to or on behalf of the Ultimate Beneficiaries.
- 57 The company has not received any fund from any person or entity, including foreign entities ( Funding parties ) with the understanding (whether recorded in writing or otherwise) that the company shall
- directly or indirectly lend or invest in other person or entities identified in any manner whatsoever by or on behalf of the funding party (Ultimate Beneficiaries) or
  - provide any guarantee, security or the like on behalf of the Ultimate Beneficiaries.
- 58 There are no transactions which are not recorded in the books of accounts that has been surrendered or disclosed as income during the year in the tax assessments under the Income Tax Act, 1961 (such as, search or survey or any other relevant provisions of the Income Tax Act, 1961).
- 59 Loans to Director: There are no loans or advances in the nature of loans that are granted to Promoters, Directors, KMPs and their related parties (as defined under Companies Act, 2013), either severally or jointly with any other person, that are:
- repayable on demand; or
  - without specifying any terms or period of repayment
- 60 Compliance with number of layers prescribed under clause (87) of Section 2 of the Act read with Companies (restriction on number of layers) Rules, 2017 is not applicable as there is no subsidiary.

**61 FINANCIAL RATIOS**

The Ratios for the years ended 31st March 2023 and 31st March 2022 are as follows

Ratio	Numerator	Denominator	As at 31 March 2023	As at 31 March 2022	% Change	Reasons for variance
Current ratio (in times)	Current assets	Current liabilities	1.84	1.29	42.32	The Current ratio improved due to increase in investments.
Debt-equity ratio (in times)	Non-current borrowings, Non-current lease liabilities, Current borrowings, Current lease liabilities and Interest Accrued	Total Equity	0.14	0.27	46.53	The repayment of Non Current borrowings resulted in improvement in Debt Equity Ratio.
Debt service coverage ratio (in times)	Profit before tax, finance costs, depreciation and amortisation expense	Finance costs, Principal repayment for Non-current borrowings and Non-current lease liabilities (including current maturities of non-current borrowings and non-current lease liabilities)	7.46	0.82	812.41	Improvement in Cash flows, Turnover and earnings of the company in post Covid-19 period resulted in increased profits and significant change in ratios
Return on equity ratio (in %)	Profit after tax	Average of total equity	27.53	4.35	533.15	
Inventory turnover ratio (in times)	Cost of Materials, Fuel and Stores and Spares Consumed	Average of Opening and Closing Inventory	11.92	9.88	20.68	-
Trade receivables turnover ratio (in times)	Sale of products	Average trade receivables	25.11	20.03	25.37	Faster Recovery of Receivables improved Trade receivable turnover ratio

Ratio	Numerator	Denominator	As at 31 March 2023	As at 31 March 2022	% Change	Reasons for variance
Trade payables turnover ratio (in times)	Cost of Materials, Fuel and Stores and Spares Consumed	Average trade payables	10.01	7.81	28.14	Better performance in terms of improved cash accruals resulted in faster payments of trade payables.
Net capital turnover ratio (in times)	Revenue from operations	Working capital [Current assets - Current liabilities]	7.50	13.67	(45.15)	Although the revenue from operations was on higher side, the Net Capital turnover ratio decreased due to increase in currents assets (Investments)
Net profit ratio (in %)	Profit before tax	Revenue from operations	10.83	2.05	427.97	Improvement in Cash flows, Turnover and earnings of the company in post Covid-19 period resulted in increased profits and significant change in ratios
Return on capital employed (in %)	Profit before finance cost and tax expense	Capital employed [Total Assets - Current Liabilities]	28.73	6.11	370.21	
Return on investment (in %)	Income generated from invested funds	Time weighted average of investments	(0.59)	22.18	(102.67)	Fair value loss on Investment during the year resulted in decrease in Return on Investment Ratio.

**Reasons for variance more than 25% in above ratios is explained below:**

The repayment of Non Current borrowings resulted in improvement in Debt Equity Ratio. The Current ratio improved due to increase in investments. Faster Recovery of Receivables improved Trade receivable turnover ratio. Trade Payable Ratio improved significantly during the year as the performance during the year was better. Although the revenue from operations was on higher side, the Net Capital turnover ratio decreased due to increase in currents assets (Investments). During the year, the situation improved Post Covid-19 and cash flows, turnover and earnings of the Company have improved as compared to the previous year resulting improvement in Debt Service coverage Ratio, Return on Equity ratio, Net Profit Ratio and Return on Capital employed. Fair value loss on Investment during the year resulted in decrease in Return on Investment Ratio.

62 Figures in bracket indicate deductions.

63 Previous year figures in the financial statements, including the notes thereto, have been reclassified wherever required to confirm to the current year presentation/classification.

As per our report of even date attached  
For SCV & CO LLP  
Chartered Accountants  
(Firm Regn. No. 000235N/N500089)

For and on behalf of the Board of Directors

(SANJIV MOHAN)  
Partner  
M.No. 086066

(R.K. MAHAJAN)  
C F O

(RUCHITA VIJ)  
Company Secretary

(VISHAL OSWAL)  
Vice Chairman and  
Managing Director  
DIN 00002678

(RAJNEESH OSWAL)  
Chairman and  
Managing Director  
DIN 00002668

Place : Ludhiana  
Date : 12th May 2023

**SHREYANS INDUSTRIES LIMITED**

Regd. Office: Village Bholapur, P.O. Sahabana, Chandigarh Road, Ludhiana 141 123

Tel. No. 98761-00948, CIN- L17115PB1979PLC003994

Website : www.shreyansgroup.com, Email : atl@shreyansgroup.com

**Form No. MGT-11**

**Proxy form**

[Pursuant to section 105(6) of the Companies Act, 2013 and rule 19(3) of the Companies (Management and Administration) Rules, 2014]

Name of the member(s):

Registered address:

E-mail Id:

Folio No/ Client Id: DP ID:

I/We, being the member(s) of ..... Shares of Shreyans Industries Limited, hereby appoint:

1. Name : .....
2. Address : .....
3. E-mail Id : .....
4. Signature : ....., or failing him/her

1. Name : .....
2. Address : .....
3. E-mail Id : .....
4. Signature : .....

as my/our proxy to attend and vote (on a poll) for me/us and on my/our behalf at the 43<sup>rd</sup> Annual general meeting of the Company, to be held on Thursday, the 10<sup>th</sup> day of August, 2023 At 11.00 a.m. at registered office of the company at Village: Bholapur, P.O. Sahabana, Chandigarh Road, Ludhiana 141 123 and at any adjournment thereof in respect of such resolutions as are indicated below:

Resolution No:

- |         |         |         |
|---------|---------|---------|
| 1 ..... | 2 ..... | 3 ..... |
| 4 ..... | 5 ..... | 6 ..... |
| 7 ..... | 8 ..... | 9 ..... |
| 10..... |         |         |

Signed this..... day of ..... 2023

Signature of shareholder

Signature of Proxy holder(s)

Affix Revenue Stamp here
--------------------------------

**Note: This form of proxy in order to be effective should be duly completed and deposited at the Registered Office of the Company, not less than 48 hours before the commencement of the Meeting.**

.....

**SHREYANS INDUSTRIES LIMITED**

**ATTENDANCE SLIP**

I here by record my presence at the 43<sup>rd</sup> ANNUAL GENERAL MEETING of the Company being held on Thursday, the 10<sup>th</sup> August, 2023 at 11.00 a.m. at the Registered Office of the Company Village Bholapur, P.O. Sahabana, Chandigarh Road, Ludhiana - 141 123

.....  
Full Name of the Shareholder  
(IN BLOCK LETTERS)

Signature

Folio No .....

Client ID. ....

Full Name of Proxy .....  
(IN BLOCK LETTERS)

D. P. ID. ....

- NOTE :**
1. The Proxy Form duly completed must be deposited at the Registered Office of the Company not less than 48 hours before the time for holding the meeting.
  2. A proxy need not be a member.

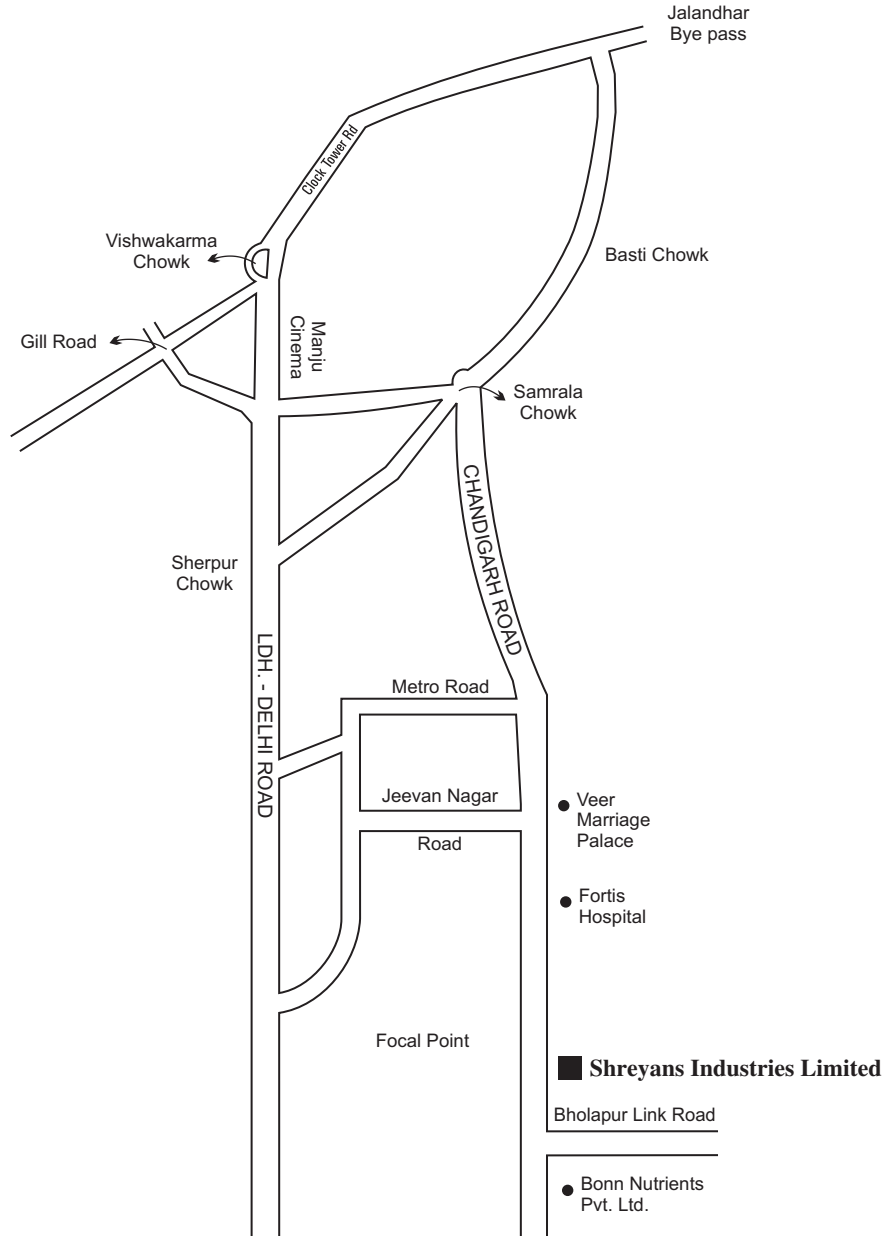




Route map to the venue of the AGM

Venue : **Shreyans Industries Ltd.**

Village Bholapur, P.O. Sahabana, Chandigarh Road, Ludhiana



Printed by : **UNIQUE PRESS, AHMEDGARH, 01675/240703**

If undelivered, please return to :

**SHREYANS INDUSTRIES LIMITED**

Village Bholapur, P.O. Sahabana,  
Chandigarh Road, Ludhiana - 141 123.  
CIN: L17115PB1979PLC003994  
Tel.: +91-161-2685270, 98761-00948  
Email: [cs@shreyansgroup.com](mailto:cs@shreyansgroup.com), [atl@shreyansgroup.com](mailto:atl@shreyansgroup.com) Website: [www.shreyansgroup.com](http://www.shreyansgroup.com)