

27<sup>th</sup> July 2021

To,  
Department of Corporate Services  
**BSE Limited,**  
P. J. Towers, Dalal Street,  
Mumbai - 400 001

**Security Code: 542460**  
**Security ID: ANUP**

To,  
Listing Department  
**National Stock Exchange of India Limited,**  
Exchange Plaza, 5th Floor Plot No. C/1,  
G. Block Bandra - Kurla Complex,  
Bandra (E), Mumbai - 400 051

**Symbol: ANUP**

Dear Sir/Madam,

**Sub.: Unaudited standalone and consolidated financial results of the Company for the quarter ended on 30<sup>th</sup> June 2021 and outcome of the Board Meeting held on 27<sup>th</sup> July 2021**

We hereby inform you that the Board of Directors of the Company at its meeting held today, *inter alia*, approved unaudited standalone and consolidated financial results of the company for the quarter ended on 30<sup>th</sup> June 2021.

Pursuant to Regulation 30 and 33 of the SEBI (Listing Obligations and Disclosure Requirements) Regulations, 2015, we enclose the following:

1. The unaudited standalone and consolidated financial results of the Company for the quarter ended on 30<sup>th</sup> June 2021 along with Limited Review Reports thereon issued by M/s. Sorab S. Engineers & Co., Chartered Accountants, Statutory Auditors of the Company;
2. A copy of the Press Release; and
3. Investor Presentation

The above documents will also be uploaded on company's website.

The Board meeting commenced today at 11:15 a.m. and was concluded at 12:10 p.m. (IST).

You are requested to take the above on your records and bring this to the Notice of all concerned.

Thanking you,


**Yours faithfully,**  
**For, The Anup Engineering Limited**

CHINTANKUMAR Digitally signed by  
CHINTANKUMAR  
MAHENDRABHAI MAHENDRABHAI PATEL  
PATEL Date: 2021.07.27  
12:08:39 +05'30'

**Chintankumar Patel**  
**Company Secretary**

**Encl.: As above**

Engineering Infinite possibilities



The Anup Engineering Limited

Investor Presentation Q1 FY22  
27<sup>th</sup> July 2021

# Safe harbour statement

Certain statements contained in this document may be statements of future expectations and other forward looking statements that are based on management's current view and assumptions and involve known and unknown risks and uncertainties that could cause actual results, performance or events to differ materially from those expressed or implied in such statements. None of The Anup Engineering Limited or any of its affiliates, advisors or representatives shall have any liability whatsoever (in negligence or otherwise) for any loss howsoever arising from any use of this document or its content or otherwise arising in connection with this document. This document does not constitute an offer or invitation to purchase or subscribe for any shares and neither it nor any part of it shall form the basis of or be relied upon in connection with any contract or commitment whatsoever.

# Contents

---

Introduction

Operational Review

Financial Statement Review

Outlook

# Contents

Introduction

Operational Review

Financial Statement Review

Outlook

# Product Range



## Heat Exchangers

- Shell and Tube; Helical Baffle
- Critical waste heat, RG boilers
- Steam surface condensers



## Columns / Towers

- Packed Column
- Tray Column




## Reactors

- High Thickness Pressure Vessels (upto 160mm)
- Clad Pressure Vessels




## Pressure Vessels

- High Thickness Pressure Vessels (upto 160mm)
- Clad Pressure Vessels



## Dished Ends, Expansion Bellows


- Spinning, Point Press and Hot Forming



## Centrifuge



- For starch and chemical industries
- Sizes upto 1600mm diameter

# Catering to Wide Spectrum of Industries





**Refining/Oil & Gas**

**Chemical**



**Fertilizer**

**Paper & Pulp**




**Power**

**Water treatment**




**Aerospace**




# Global Footprint

- India
- Middle East, South East Asia
- CIS Countries
- Americas (including USA)
- South Africa , Nigeria,  
Algeria





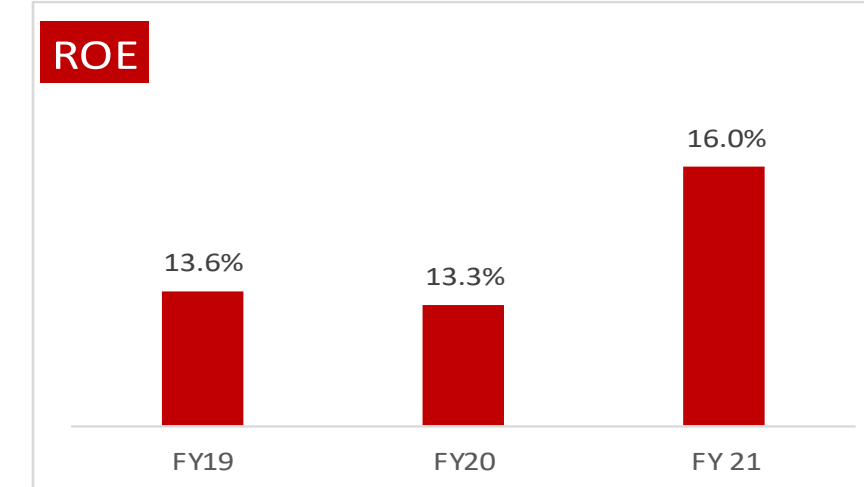
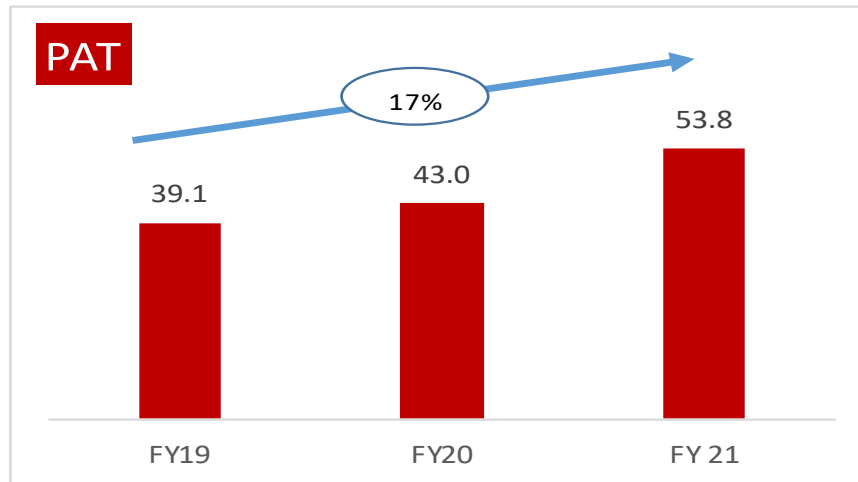
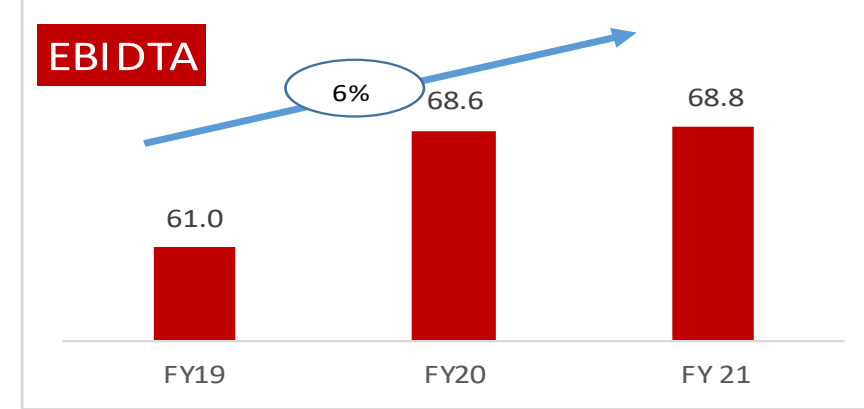
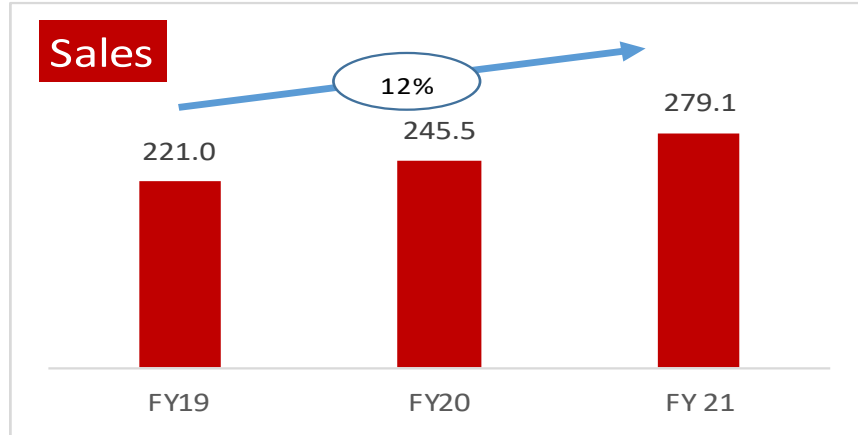
# Marquee Clients



Indian Oil Corporation Limited



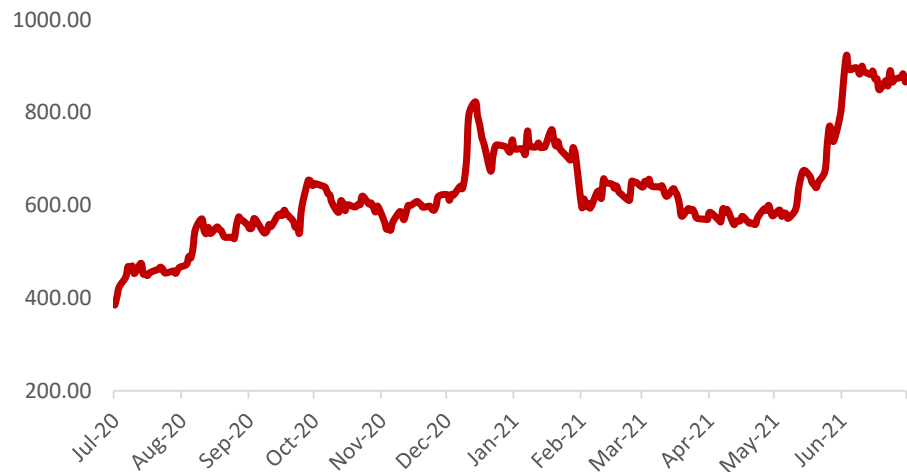
# Historical Trend



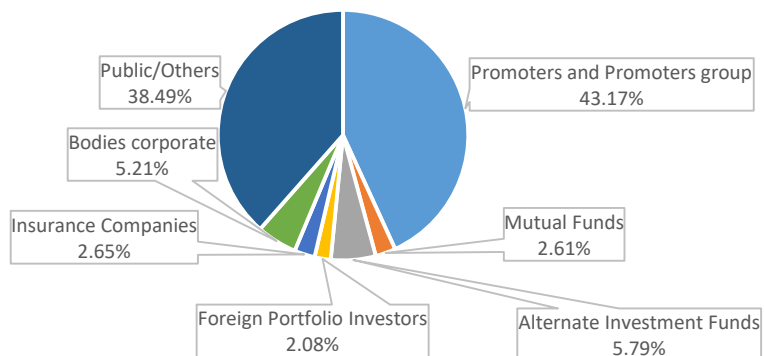
\* Excluding Trading Revenue & Profit in FY19

# Shareholding Structure

Share price



Shareholding % As on 30<sup>th</sup> June 2021



Market data	As on 30 <sup>th</sup> June 2021
No. of Shares Outstanding (Cr)	0.99
Face Value ( ₹ )	10
Price ( ₹ )	865
52 week High/Low ( ₹ )	975 /373
Market Capitalization ( ₹ Cr)	852.8

Institutional Investors as on 30 <sup>th</sup> June 2021	% Total	% Free Float
ABAKKUS EMERGING OPPORTUNITIES FUND-1	5.79%	10.18%
HDFC TRUSTEE COMPANY LTD -(Holding under various schemes)	2.61%	4.59%
THE NEW INDIA ASSURANCE COMPANY LIMITED	2.65%	4.67%
HABROK INDIA MASTER LP	1.73%	3.04%
Others	0.57%	1.00%
<b>Total</b>	<b>13.34%</b>	<b>23.48%</b>

# Contents

---

Introduction

Operational Review

Financial Statement Review

Outlook

## Financial summary | Highest ever Top line in Quarter-1

	FY21	FY22	%	Remarks
Revenues	30.1	52.0	↑ 72%	Highest ever turnover in Q1 despite 2nd wave of COVID.
EBITDA	8.3	12.5	↑ 50%	EBIDTA margin at 24%
PAT	5.2	8.1	↑ 55%	
Free Cash Flow	7.4	11.0	↑ 48%	Fixed Deposit Balance of Rs 52.5 Cr

- Strong order pipeline of Rs 299 Cr as on Q1 end to provide good execution visibility. Also since 1<sup>st</sup> July till date we have booked further orders worth Rs 51 Cr.

# Revenue Bifurcation

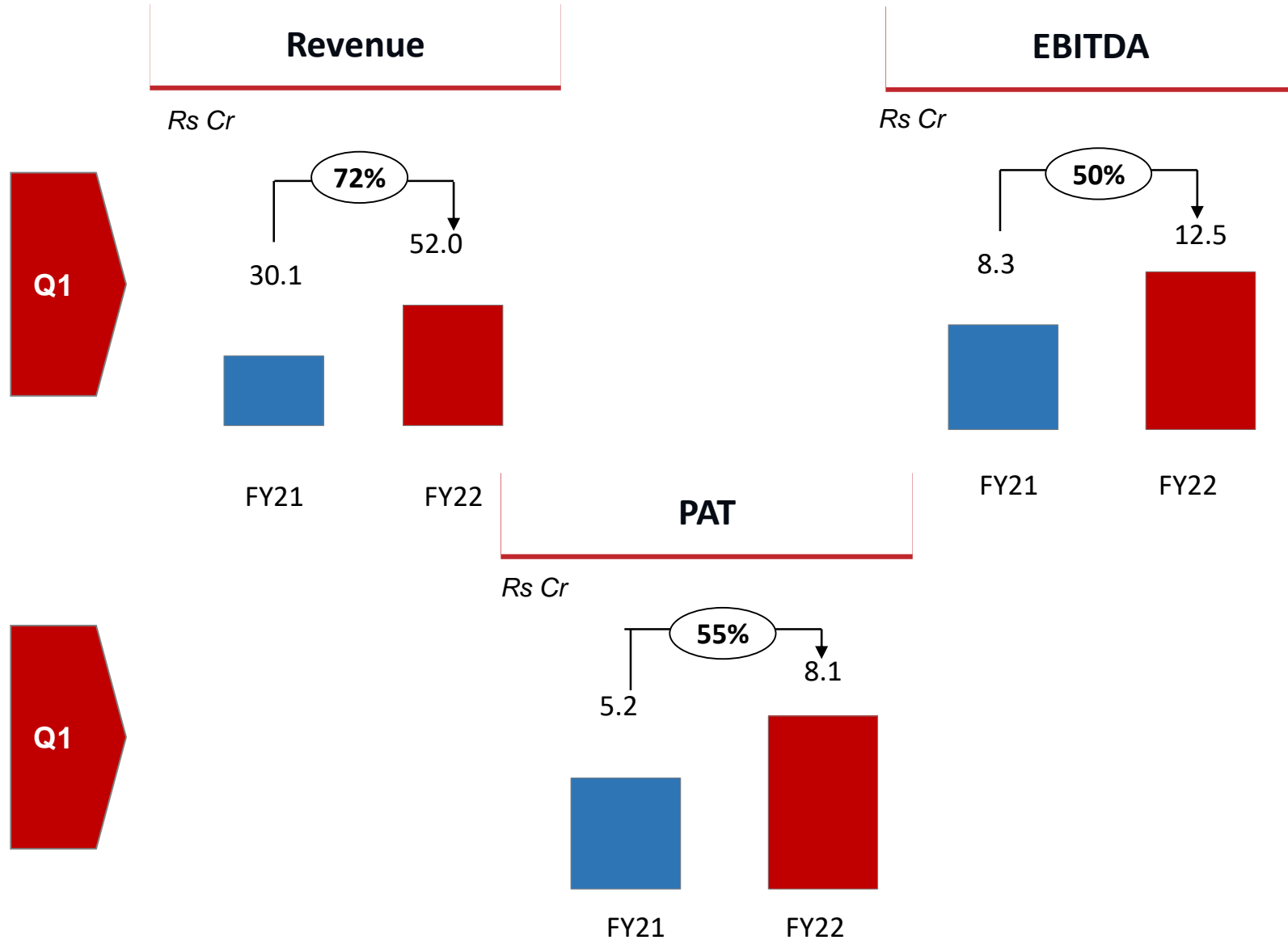
## Geographical Bifurcation

	Rs Cr	%
Domestic	44.3	85%
Export	7.7	15%
<b>Total</b>	<b>52.0</b>	

## Product Wise Bifurcation

	Rs Cr
Heat Exchanger	24.9
Vessels	23.0
Others	3.5
<b>Total</b>	<b>51.4</b>

# Key indicators | FY21 Vs FY22



# Order Book Review

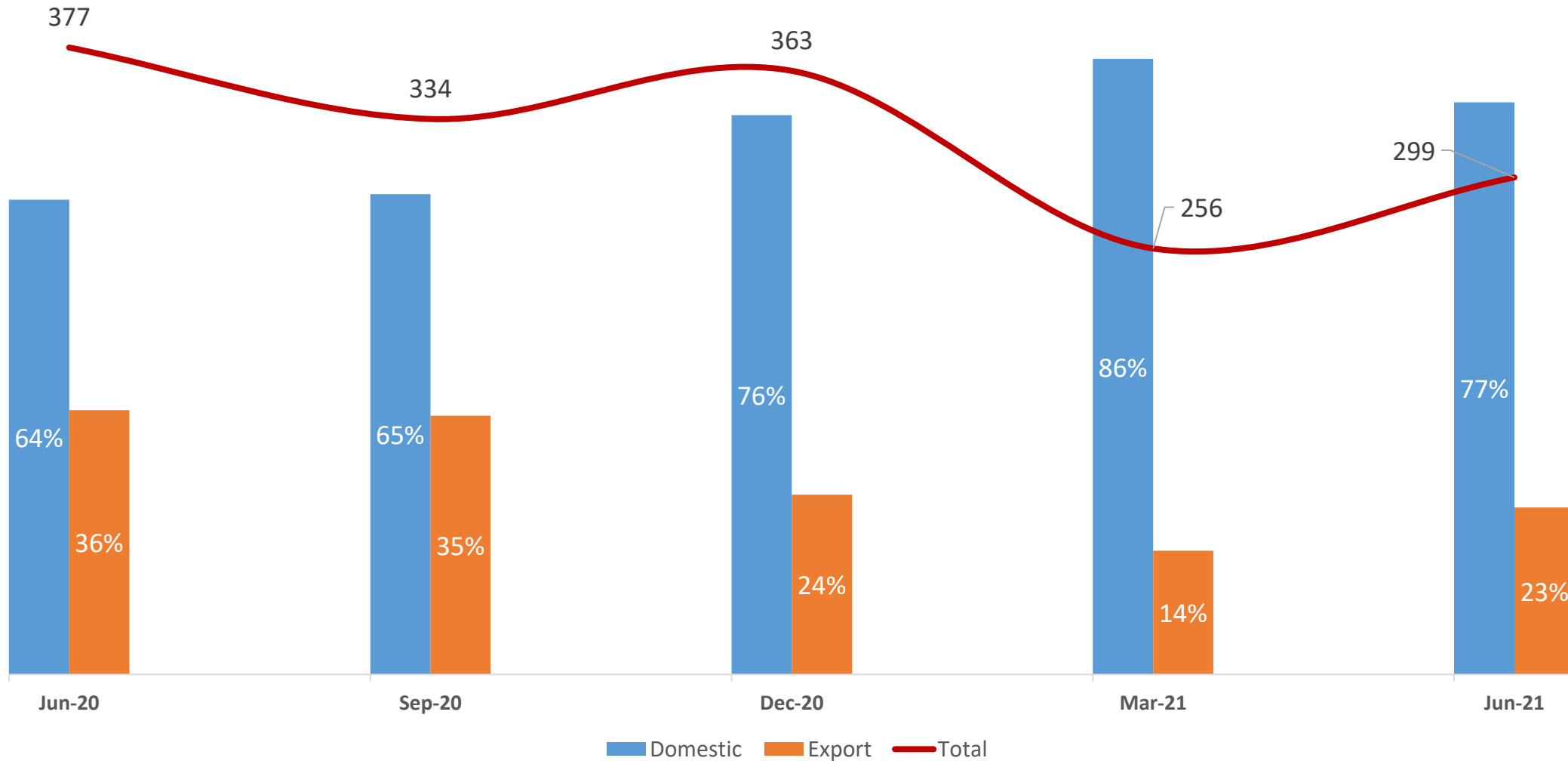
Product	Rs Cr	%
Heat Exchanger	230.1	77%
Vessels	46.4	16%
Centrifuge	2.9	1%
Tower & Reactor	19.5	7%
<b>Grand Total</b>	<b>298.9</b>	<b>100%</b>

Industry	Rs Cr	%
Refining	233.7	68%
Chemical	32.7	12%
Oil & Gas	24.0	7%
Power	7.3	2%
Fertizer	1.2	0%
<b>Grand Total</b>	<b>298.9</b>	<b>100%</b>

- Strong Order pipeline in Refining/Oil & Gas and Chemical segment
- Since 1<sup>st</sup> July till date we have booked further orders worth Rs 51 Cr.



# Order Book Trend



Export Order book is at 23% of the Total order book

# Contents

---

Introduction

Operational Review

Financial Statement Review

Outlook

# Q1 | FY21 V/s FY22 Profitability

	Q1 FY21		Q1 FY22	
	Rs Cr	%	Rs Cr	%
<b>Revenue from Operations</b>	<b>30.1</b>		<b>52.0</b>	
Raw Material Consumed	12.9	43%	26.8	52%
(Increase) / Decrease in Stock	-0.1	0%	-1.5	-3%
Employees' Emoluments	3.2	11%	4.2	8%
Others Expenses	5.9	19%	9.9	19%
<b>Operating Expense</b>	<b>21.8</b>	<b>72%</b>	<b>39.5</b>	<b>76%</b>
<b>EBIDTA</b>	<b>8.3</b>	<b>28%</b>	<b>12.5</b>	<b>24%</b>
Other Income	0.8	3%	0.6	1%
Interest & Finance Cost	0.1	0%	0.2	0%
<b>Cash Accruals</b>	<b>9.0</b>	<b>30%</b>	<b>12.9</b>	<b>25%</b>
Depreciation	2.2	7%	2.9	6%
<b>Profit Before Taxes</b>	<b>6.8</b>	<b>23%</b>	<b>10.0</b>	<b>19%</b>
<b>Tax Expense</b>	<b>1.6</b>	<b>5%</b>	<b>1.9</b>	<b>4%</b>
<b>Profit After Tax</b>	<b>5.2</b>	<b>17%</b>	<b>8.1</b>	<b>16%</b>

- Strong Topline despite of 2<sup>nd</sup> wave of COVID.
- EBIDTA Margins at 24%

# Contents

---

Introduction

Operational Review

Financial Statement Review


Outlook

# Outlook

---

- Strong Order book & Enquiry Pipeline.
- Impact of COVID-19 2<sup>nd</sup> wave is behind us, we are poised for better execution in coming Quarters.
- Ongoing Capex for development of Clean room facility at Odhav is likely to complete by end of Q2.
- We will be mobilizing the actual construction work at site in Kheda during the Q2.

New H7 Bay



THANK YOU

Engineering Infinite possibilities

The Anup Engineering Limited  
Behind 66 KV Electric Sub station, Odhav Road,  
Ahmedabad – 382415, Gujarat India  
T: +91 79 22872823, 2287 0622  
Website: [www.anupengg.com](http://www.anupengg.com)