


<p>कोल इण्डिया लिमिटेड कंपनी सचिवालय 3 तल्ला, कोर-2, प्रेमिसेस-04-एमआर, प्लॉट-ए एफ-III, एक्शन एरिया-1A, न्यूटाउन, रजरहट, कोलकाता-700156, फोन-0332324555, ईमेल: complianceofficer.cil@coalindia.in वेबसाइट: www.coalindia.in सी आई एन - L23109WB1973GOI028844</p>	 <p>एक महारत्न कंपनी A Maharatna Company</p>	<p>Coal India Limited Company Secretariat Regd. Office: 3rd floor, Core-2 Premises no-04-MAR, Plot no-AF-III, Action Area-1A, Newtown, Rajarhat, Kolkata-700156 PHONE; 033-2324-5555, E-MAIL: complianceofficer.cil@coalindia.in WEBSITE: www.coalindia.in CIN- L23109WB1973GOI028844</p>
---	---	--

Ref.No.CIL:XI(D):4157/4156:2024:

Dated:01.08.2024

To,
Listing Department,
Bombay Stock Exchange Limited,
14th Floor, P.J.Towers, Dalal Street,
Mumbai – 400001
Scrip Code 533278

To,
Listing Department,
National Stock Exchange of India Limited,
Exchange Plaza, Bandra Kurla Complex,
Bandra (E), Mumbai – 400051.
Ref: ISIN – INE522F01014

Sub: Revised Presentation made by Company

Dear Sir,

Further to our letter dated 31.07.2024 on the captioned subject, we are attaching the revised corporate presentation on the Un-Audited Financial Results of Coal India Limited (Standalone & Consolidated) for the **1st Quarter ended 30th June' 2024**.

This is for your information and record please.

Yours faithfully,

बी पी दूबे/B.P. Dubey
Company Secretary/कंपनी सचिव
& Compliance Officer/कम्प्लायंस ऑफिसर

Encl: As above

Marching towards 1 Billion Tonne Coal Production



Coal India Limited
A Government of India Undertaking
A Maharatna Company

COAL INDIA LIMITED

GLIMPSE OF PERFORMANCE
Quarter 1, 2024-25



Major Events

01

IB Valley Washery

Non-Coking coal Washery with capacity of 10 MTPA started operations from 15th April 2024. Total cost ₹ 398 crore.

First Ever Critical Mineral Asset

CIL is the preferred bidder for Madhya Pradesh's Khattali Chotti graphite block.

03

02

BCGCL, new subsidiary of CIL

On May 21, 2024, Bharat Coal Gasification & Chemicals Limited (BCGCL) incorporated as a new subsidiary for the coal gasification business.


CSR

CIL have been recognised for significant contributions to building lives and spreading smiles through CSR initiatives at the Indian CSR, One Decade of CSR

04

Physical Performance (Consolidated)

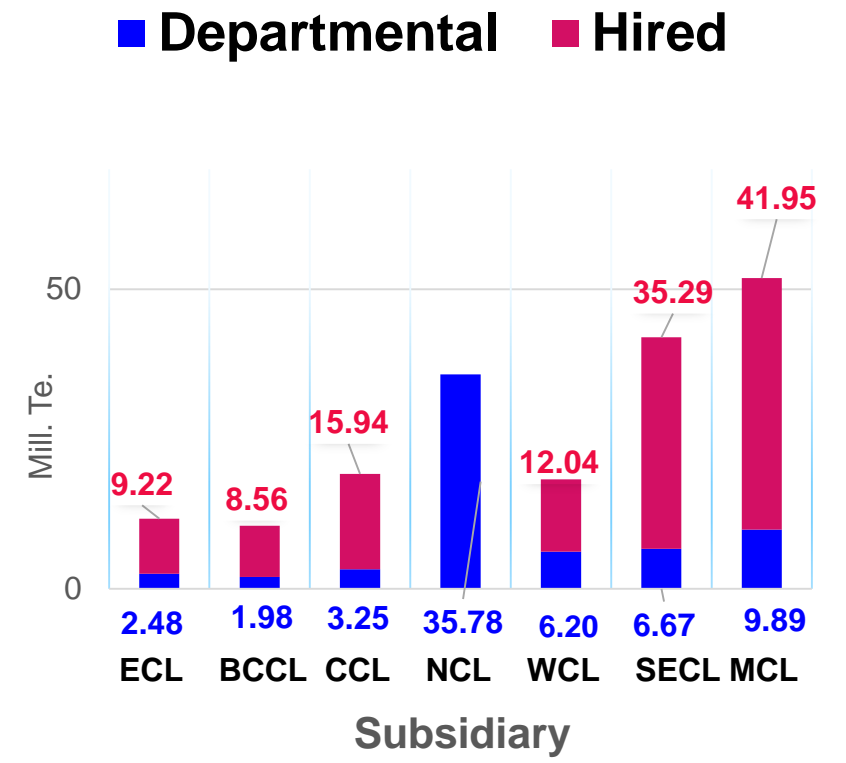
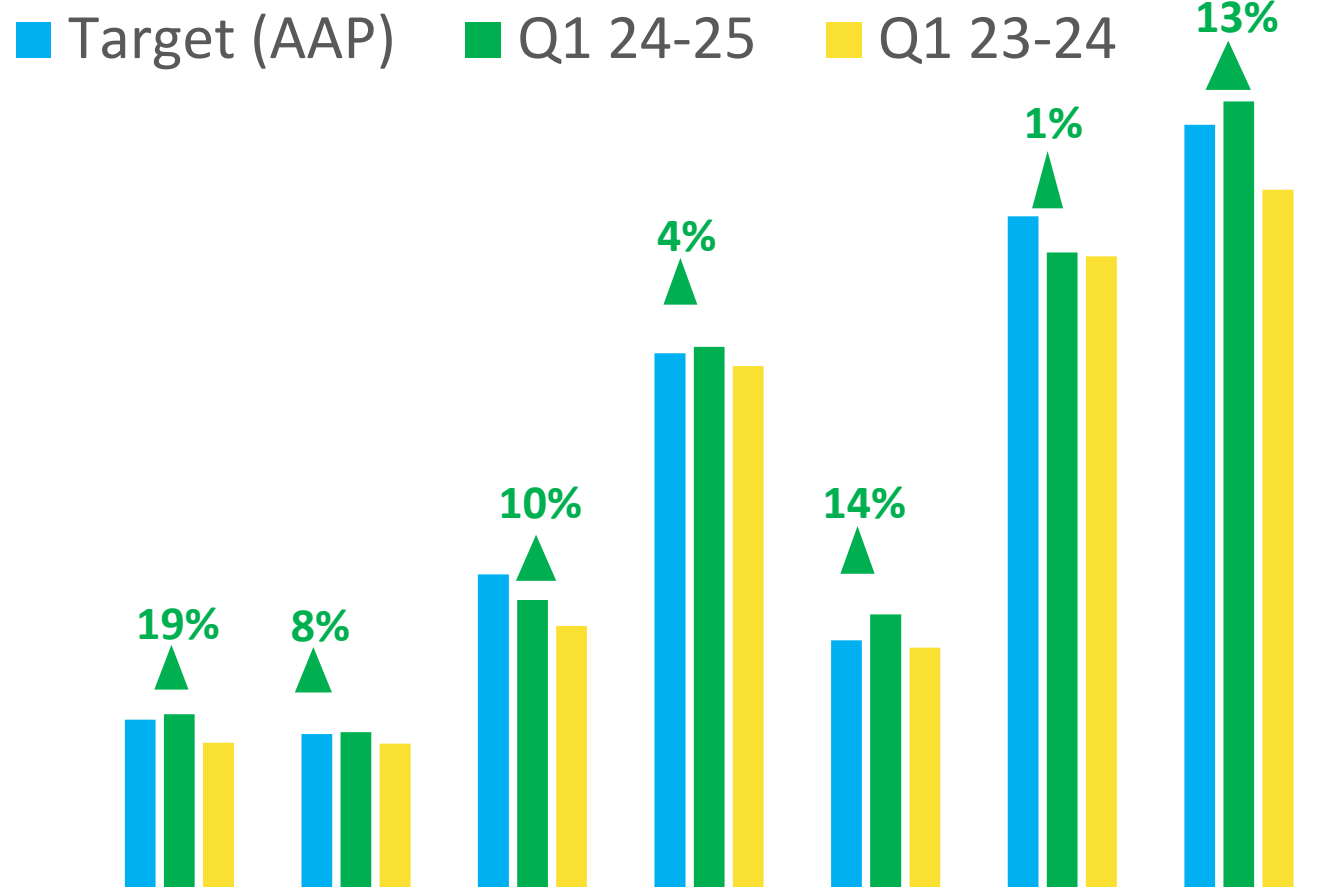
Production, Offtake and Overburden removal for Q1 of FY 24-25 vis a vis Q1 of FY 23-24



Coal India Limited
Consolidated Statement of Sales
Q-1(FY 2024-25)

Particulars	April 2024 to June 2024		
	Qty (Mill Ton)	Net Sales (₹ in Crore)	Avg Realization (₹ Per Ton)
FSA	172.43	26,280.25	1,524.11
E-Auction	23.18	5,589.72	2,411.44
Total Raw Coal	195.61	31,869.97	1,629.26
Washed Coal (Coking)	0.59	704.27	11,936.78
Washed Coal (Non Coking)	0.80	186.56	2,332.00
Total Washed Coal	1.39	890.83	6408.85
Other By Product	1.50	409.33	2,728.87
Total	198.50	33,170.13	1,671.04

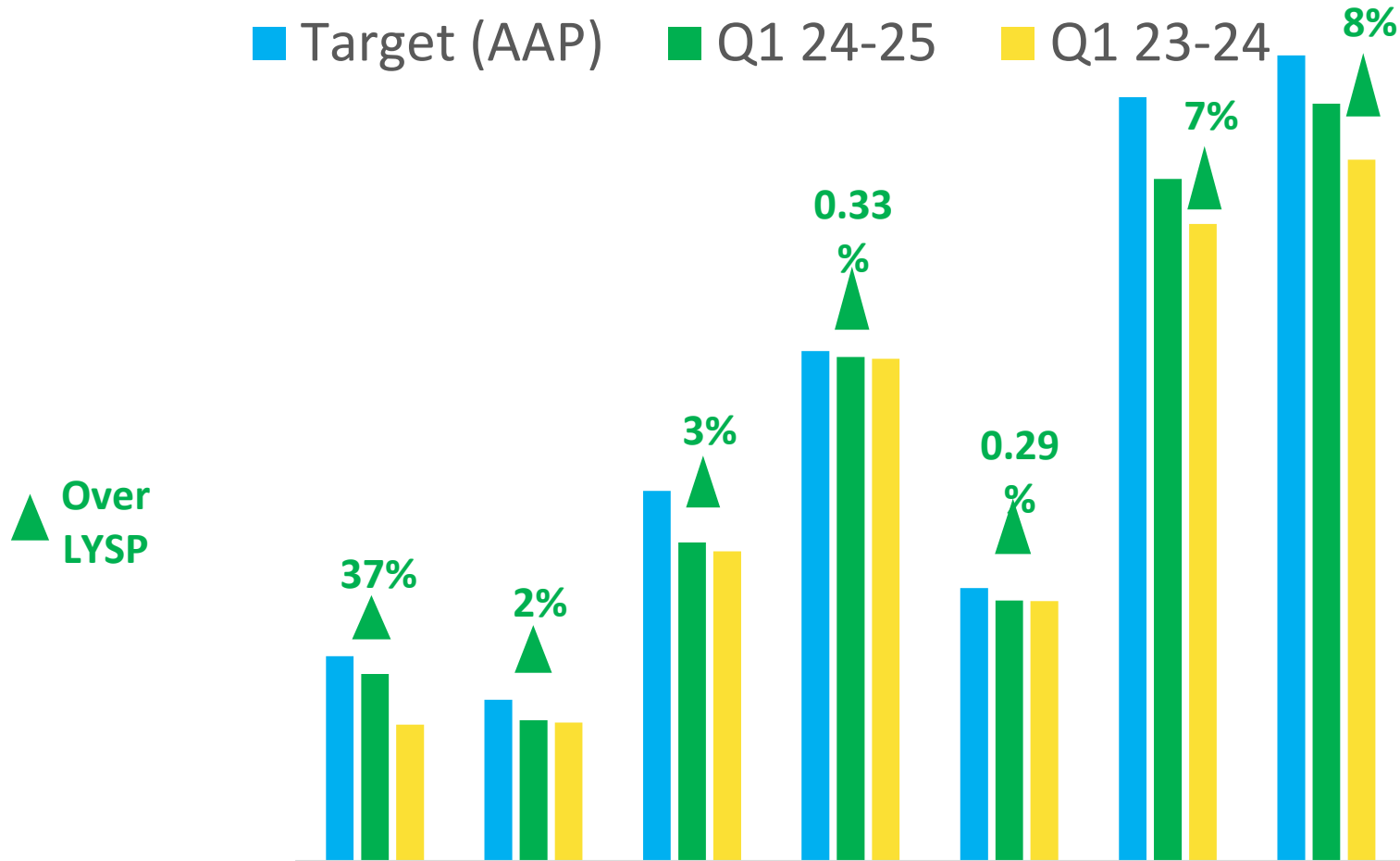
PRODUCTION (COAL) (IN MT) Q1 24-25



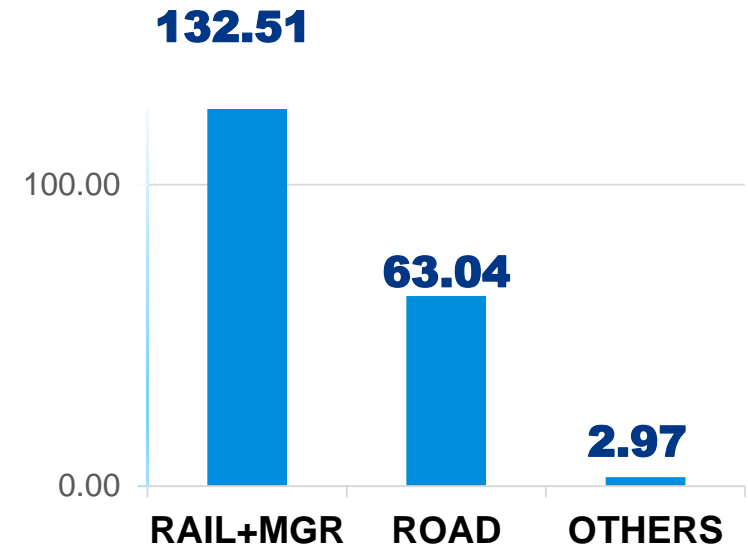
	ECL	BCCL	CCL	NCL	WCL	SECL	MCL
Target (AAP)	11.35	10.40	20.87	35.35	16.54	44.32	50.31
Q1 24-25	11.70 ↑	10.53 ↑	19.19	35.78 ↑	18.25 ↑	41.95	51.84 ↑
Q1 23-24	9.84	9.77	17.49	34.52	16.06	41.71	46.06

OFFTAKE (IN MT) Q1 24-25

■ Target (AAP)
 ■ Q1 24-25
 ■ Q1 23-24

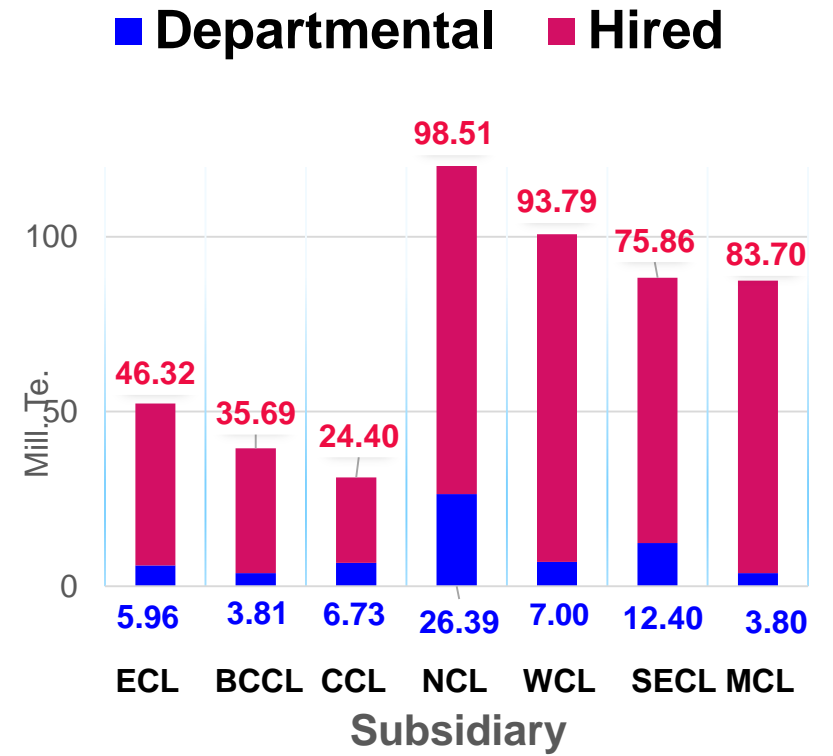
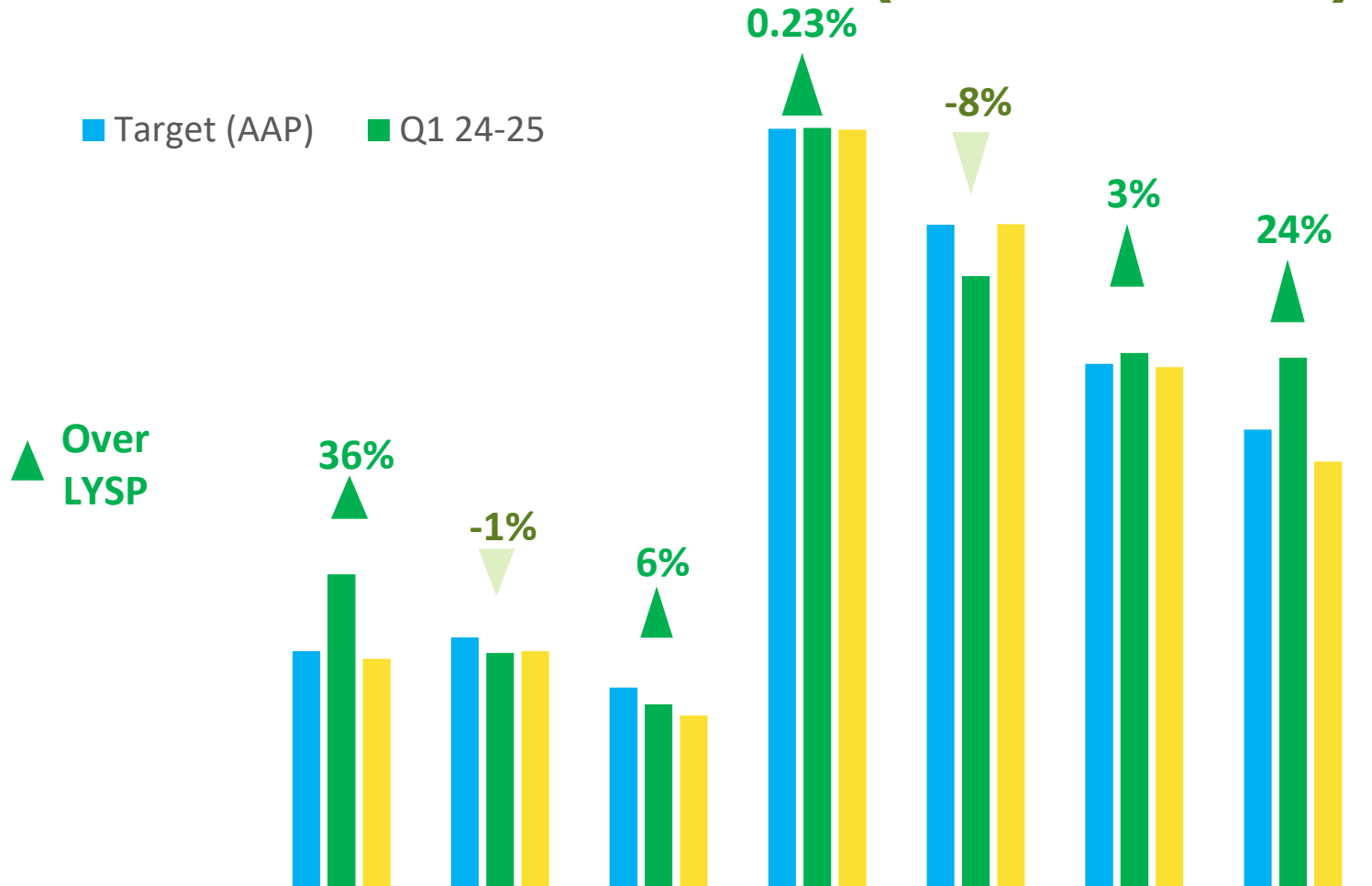


Mode wise Offtake



	ECL	BCCL	CCL	NCL	WCL	SECL	MCL
■ Target (AAP)	14.25	11.22	25.77	35.50	18.99	53.19	56.09
■ Q1 24-25	13.01	9.79	22.17	35.08	18.14	47.49	52.74
■ Q1 23-24	9.48	9.63	21.56	34.97	18.09	44.36	48.83

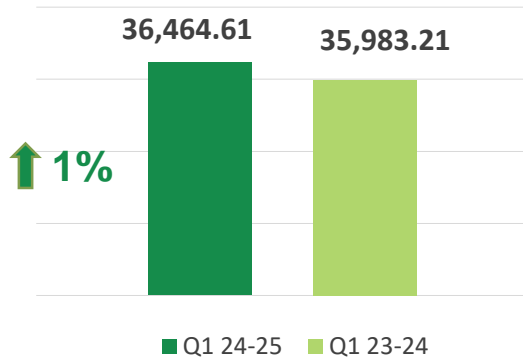
OBR (IN M. CuM) Q1 24-25



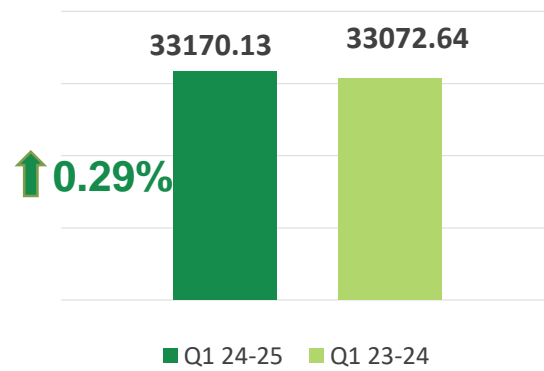
	ECL	BCCL	CCL	NCL	WCL	SECL	MCL
Target (AAP)	39.75	42.00	33.87	124.76	109.12	86.52	75.81
Q1 24-25	52.28 ↑	39.50	31.13	124.91 ↑	100.78	88.26 ↑	87.51 ↑
Q1 23-24	38.51	39.78	29.29	124.62	109.24	85.97	70.59

Major Financial Highlights (Q1 2024-25)

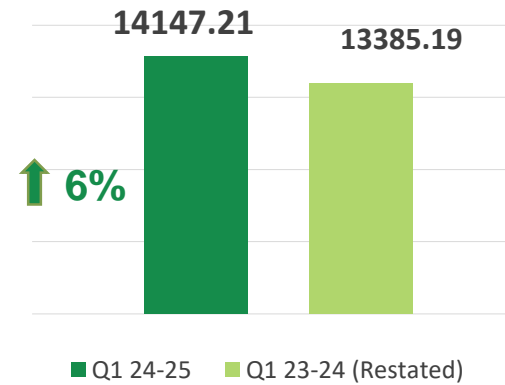
Revenue from Operations (₹ Crore)



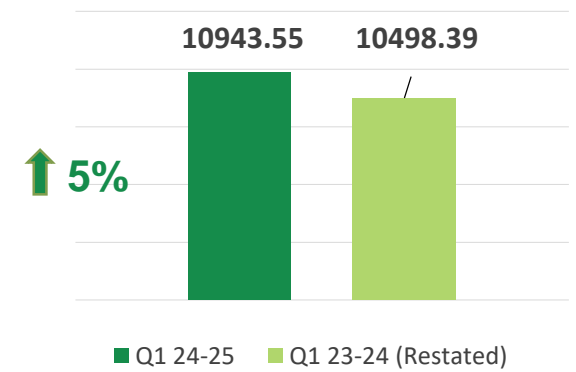
Net Sales (₹ Crore)



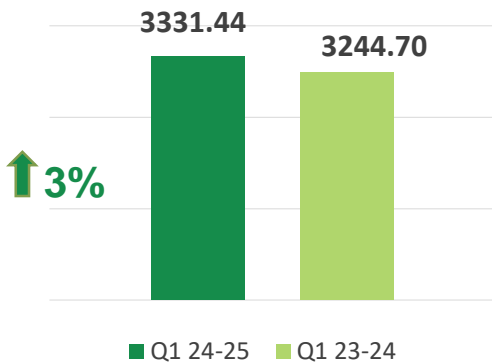
Profit Before Tax (₹ Crore)



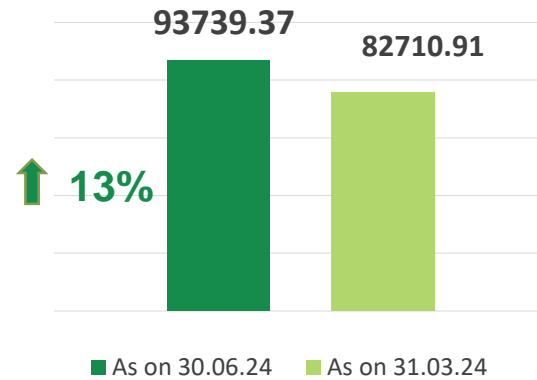
Profit After Tax (₹ Crore)



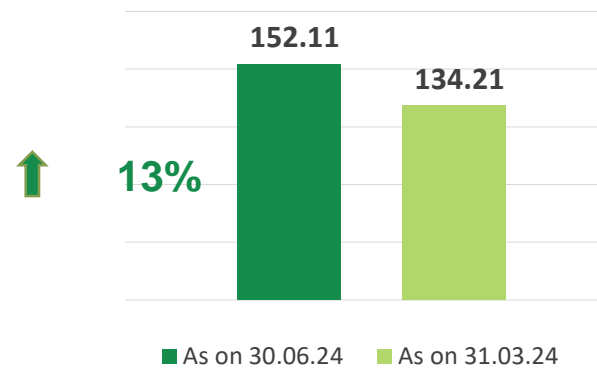
CAPEX (₹ Crore)



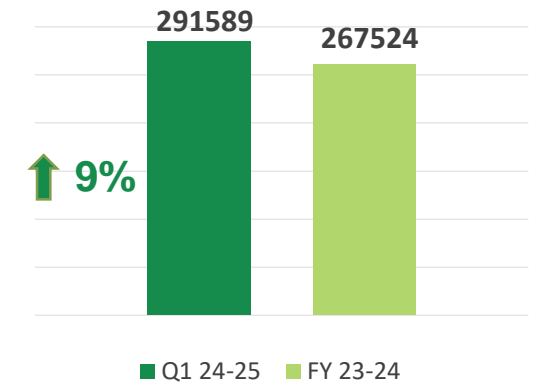
Net Worth (₹ Crore)



Book Value / Share (₹)



Market Cap (₹ Crore)



Consolidated Financial Results Q1 24-25

₹ Crore

Particulars	Q1 24-25	Q1 23-24	Inc./ Dec	Inc. / Dec %
Revenue from Operations	36464.61	35983.21	481.40	1%
Other Income	1884.60	1537.82	346.78	23%
Total Income	38349.21	37521.03	828.18	2%
Expenditure	24287.40	24112.82	174.58	1%
PBT without JV	14061.81	13408.21	653.60	5%
Share of joint venture profit/(loss)	85.40	-23.02	108.42	471%
Profit Before Tax	14147.21	13385.19*	762.02	6%
Tax Expense	3203.66	2886.80	316.86	11%
Profit After Tax	10943.55	10498.39*	445.16	4%

* Restated

Subsidiary wise Profit before Tax

₹ Crore

Name of company	Q1 24-25	Q1 23-24	Inc/(-)Dec	% change
ECL	347.38 ↑	302.80	44.58	15%
BCCL	673.94 ↑	423.70	250.24	59%
CCL	2133.80 ↑	1583.73	550.07	35%
NCL	3364.31 ↑	2737.00	627.31	23%
WCL	1295.73	1848.71	(552.98)	(30%)
SECL	1933.35	2073.94	(140.59)	(7%)
MCL	4058.57	4117.05	(58.48)	(1%)
CMPDIL	133.52 ↑	99.73	33.79	34%
Coal India (St)	121.21	978.15	(856.94)	(88%)
CIL Consolidated	14147.21	13385.19	762.02	6%

Subsidiary wise Profit after Tax

₹ Crore

Name of company	Q1 24-25	Q1 23-24	Inc/(-)Dec	% change
ECL	248.81	298.39	(50)	(17%)
BCCL	508.37 ↑	429.65	79	18%
CCL	1566.49 ↑	1260.38	306	24%
NCL	2708.56 ↑	2076.93	632	30%
WCL	969.46	1383.16	(414)	(30%)
SECL	1333.45	1419.60	(86)	(6%)
MCL	3339.37	3418.88	(80)	(2%)
CMPDIL	96.15 ↑	73.00	23	32%
Coal India (St)	87.49	918.02	(830)	(90%)
CIL Consolidated	10943.55	10498.39	445	4%