



# STL GLOBAL LIMITED

Plot No. 207-208, Sector-58, Faridabad Haryana (INDIA)  
Tel : 0129-4275900 - 4275930, Fax : 0129-4275999  
E-mail : info@stl-global.com Website : www.stl-global.com  
CIN : L51909DL1997PLC088667

Date: 07<sup>th</sup> November, 2023

From: **STL Global Limited**  
Scrip Code: **532730**

To  
**The Listing Compliance Department,**  
**BSE Limited,**  
Phiroze Jeejeebhoy Towers,  
25<sup>th</sup> Floor, Dalal Street,  
Mumbai 400 001, MH

**Sub: Outcome of the Board Meeting and submission of Unaudited Financial Results, Statement of Assets & Liabilities and Cash Flow Statement along with Limited Review Report for the quarter and half year ended on September 30, 2023**

Dear Sir/Madam,

With reference to above captioned subject, we hereby inform the Stock Exchange that in the Meeting of Board of Directors of the Company held on Tuesday the 07<sup>th</sup> day of November 2023 at the Corporate Office of the Company at Plot No.207-208, Sector-58, Faridabad-121004, HR at 11:00 A.M. the Board has:

1. Approved the Unaudited Financial Results, Unaudited "Statement of Assets and Liabilities" and Cash Flow Statement of the Company as per Schedule III of the Companies Act, 2013 and Regulation 33 of the SEBI (Listing Obligations & Disclosure Requirements) Regulations, 2015 as amended from time to time for the quarter and half-year ended on September 30, 2023.
2. Took note of the Limited Review Report given by the Statutory Auditors of the Company on Unaudited Financial Results of the Company for the quarter and half-year ended on September 30, 2023.

The meeting of the Board of Directors concluded at 02:00 P.M.

Kindly take the above information on your record and acknowledge receipt of the same.

Thanking you,

Yours truly,  
For **STL GLOBAL LIMITED**

  
**Sanjiv Kumar Agarwal**  
**Whole Time Director**  
**DIN: 00227251**



**Encl:**

- (i) Unaudited Financial Results, Statement of Assets & Liabilities and Cash Flow Statement for the quarter & half year ended on September 30, 2023.
- (ii) Limited Review Report (LRR) for the quarter & half-year ended on September 30, 2023.

# STL GLOBAL LIMITED

CIN: L51909DL1997PLC088667

Regd. Off. Unit No.111, Block No.1, First Floor, Tribhuvan Complex, Ishwar Nagar, New Delhi-110065

## STATEMENT OF UN-AUDITED FINANCIAL RESULTS FOR THE QUARTER AND HALF YEAR ENDED 30.09.2023

PART I		(Rs. in lakhs)					
Sl. No.	Particulars	Quarter Ended			Half Year Ended		Year ended
		30.09.2023	30.06.2023	30.09.2022	30.09.2023	30.09.2022	31.03.2023
		(Unaudited)	(Unaudited)	(Unaudited)	(Unaudited)	(Unaudited)	(Audited)
I	Revenue from Operations	2,131.16	1,643.65	2,568.99	3,774.81	5,473.92	10,063.06
II	Other Income	0.81	4.12	0.21	4.93	4.45	22.29
III	<b>Total Revenue (net) (I+II)</b>	<b>2,131.97</b>	<b>1,647.77</b>	<b>2,569.20</b>	<b>3,779.74</b>	<b>5,478.37</b>	<b>10,085.35</b>
IV	Expenses :						
	a) Cost of materials consumed	1,602.29	999.91	1,718.48	2,602.20	3,672.86	6,607.50
	b) Changes in inventories of finished goods, work-in-progress and stock-in-trade	(162.62)	143.58	(13.35)	(19.04)	(29.52)	105.59
	c) Employee benefits expenses	164.04	146.49	171.98	310.53	337.97	672.09
	d) Finance costs	24.86	12.45	18.48	37.31	35.99	66.36
	e) Depreciation and amortisation expense	34.51	34.08	40.93	68.59	75.90	158.02
	f) Power & fuel	325.66	267.73	418.60	593.39	877.13	1,633.36
	g) Other Expenditure	173.02	176.24	191.64	349.26	411.43	810.65
	<b>Total Expenses</b>	<b>2,161.76</b>	<b>1,780.48</b>	<b>2,546.76</b>	<b>3,942.24</b>	<b>5,381.76</b>	<b>10,053.57</b>
V	Profit/(Loss) before Exceptional Items and tax (III-IV)	(29.79)	(132.71)	22.44	(162.50)	96.61	31.78
VI	Exceptional Items - Expenses/ (Income)	-	-	-	-	-	-
VII	Profit/(Loss) before tax (V-VI)	(29.79)	(132.71)	22.44	(162.50)	96.61	31.78
VIII	Less: Tax Expense						
	(1) Current tax with Tax adjustment for earlier years	-	-	3.75	-	16.13	4.96
	(2) Deferred tax	2.67	2.78	5.07	5.45	3.38	4.92
IX	Profit/(Loss) after tax (VII-VIII)	(32.46)	(135.49)	13.62	(167.95)	77.10	21.90
X	Other Comprehensive Income (Loss)	-	-	-	-	-	-
A	(i) Items that will not be re-classified to profit or loss	-	-	-	-	-	-
	(ii) Income tax relating to items that will not be re-classified to profit or loss	-	-	-	-	-	-
XI	<b>Total comprehensive Income For the period (IX+X)</b>	<b>(32.46)</b>	<b>(135.49)</b>	<b>13.62</b>	<b>(167.95)</b>	<b>77.10</b>	<b>21.90</b>
XII	Earning/(Loss) Per Equity Share (of Rs. 10/-each)						
	(a) Basic EPS (not annualised)	(0.12)	(0.50)	0.05	(0.62)	0.29	0.08
	(b) Diluted EPS ( not annualised)	(0.12)	(0.50)	0.05	(0.62)	0.29	0.08


**Notes:**

1. The above un-audited financial results have been recommended by the Audit committee and taken on record and approved by the Board of Directors at the meeting held on Tuesday i.e. 07th Nov, 2023 and reviewed by the Statutory auditors of the Company as per Regulations 33 of the SEBI ( Listing obligation and disclosure requirements ) Regulation,2015.
2. Previous year/period figures have been re-grouped or re-arranged, wherever considered necessary.
3. The Company business falls within a single business segment in terms of the Indian Accounting Standard- Operating segments during the relevant period hence no additional disclosures have been furnished.
4. Paid up equity shares Capital includes of 26990915 fully paid up shares and 461765 partly paid up Equity Shares @Rs.5/each.
5. The EPS has been calculated on fully paid-up equity shares.

Place: Faridabad  
Dated: 07.11.2023

For and on behalf of the Board of Directors

Sanjiv Kumar Agarwal  
Director





# STL GLOBAL LIMITED

CIN: L51909DL1997PLC088667

Regd. Off. Unit No.111, Block No.1, First Floor, Tribhuwan Complex, Ishwar Nagar, New Delhi-110065


## UN-AUDITED STATEMENT OF ASSETS AND LIABILITIES

(Rs. in Lakhs)

Sl. No.	Particulars	As at 30.09.2023 (Un-audited)	As at 31.03.2023 (Audited)
I	<b>ASSETS</b>		
1	<b>Non-current assets</b>		
	(a) Property, plant and equipment	1,844.13	1,895.68
	(b) Financial assets		
	- other financial Assets	110.21	87.30
	(c) Deferred Tax Assets	58.58	63.82
	(d) Other Non-current assets	401.90	345.37
	<b>Total Non-current Assets</b>	<b>2,414.82</b>	<b>2,392.17</b>
2	<b>Current assets</b>		
	(a) Inventories	976.36	991.20
	(b) Financial assets		
	- Trade receivables	2,780.67	2,902.34
	- Cash and cash equivalents	65.26	9.97
	- Other financial assets	0.73	0.91
	© Other Current assets	252.90	354.48
	<b>Total Assets</b>	<b>4,075.92</b>	<b>4,258.90</b>
	<b>TOTAL ASSETS</b>	<b>6,490.74</b>	<b>6,651.07</b>
II	<b>EQUITY AND LIABILITIES</b>		
1	<b>Equity</b>		
	(a) Equity share capital	2,722.18	2,722.18
	(b) Other equity	56.12	223.85
	<b>Total Equity</b>	<b>2,778.30</b>	<b>2,946.03</b>
2	<b>Non-current liabilities</b>		
	(a) Financial liabilities		
	- Borrowings	1,732.30	1,322.30
	(b) Other Non-current liabilities	89.65	89.65
	<b>Sub-total - Non-current liabilities</b>	<b>1,821.95</b>	<b>1,411.95</b>
3	<b>Current liabilities</b>		
	(a) Financial liabilities		
	- Borrowings	-	537.00
	- Trade payables	1,485.78	1,659.17
	(b) Other current liabilities	404.71	79.92
	(c) Provisions	-	17.00
	<b>Sub-total - Current liabilities</b>	<b>1,890.49</b>	<b>2,293.09</b>
	<b>TOTAL - EQUITY AND LIABILITIES</b>	<b>6,490.74</b>	<b>6,651.07</b>

Place: Faridabad  
Dated: 07.11.2023

For and on behalf of the Board of Directors

  
Sanjiv Kumar Agarwal  
Director



# STL GLOBAL LIMITED

CIN: L51909DL1997PLC088667

Regd. Off. Unit No.111, Block No.1, First Floor, Tribhuvan Complex, Ishwar Nagar, New Delhi-110065


UNAUDITED CASH FLOW STATEMENT FOR THE HALF YEAR ENDED 30TH SEP-2023

(Rs. in Lakhs)

Particulars	Half Year	Year Ended
	Ended	31.03.2023
	30.09.2023	
	Audited	Audited
<b>A. Cash flow from operating activities</b>		
Profit before tax	(162.50)	31.79
<b>Adjustments for:</b>		
Depreciation and amortization	68.59	158.02
Interest and other Income	(2.42)	(20.28)
(Profit) / loss on sale of property, plant and equipment (net)	0.00	0.46
Financial costs	37.31	66.36
Allowance for doubtful debt and advances	0.00	14.68
Provision for employee Benefit	0.00	(2.37)
<b>Operating profit before working capital changes</b>	<b>(59.02)</b>	<b>248.66</b>
<b>Adjusted For :</b>		
(Increase)/ Decrease in Inventories	14.84	448.44
(Increase)/ Decrease in Trade Receivable	121.67	1,230.98
(Increase)/ Decrease in other financial Assets	0.19	(0.05)
(Increase)/Decrease in other current Assets	101.58	(247.13)
(Increase)/Decrease in other Non current Assets	(56.53)	121.08
Movement in Other non current Financial Assets	(22.91)	(14.47)
Increase/(Decrease) in short term Borrowings	(537.00)	(513.00)
Increase/(Decrease) in Trade Payable	(173.39)	(122.97)
Increase/(Decrease) in Other Current Liabilities	324.79	(37.45)
Increase/(Decrease) in Provisions	(12.04)	0.78
<b>Cash generated from Operations</b>	<b>(297.83)</b>	<b>1,114.87</b>
Net income tax (paid) / refunds	4.96	18.99
<b>Net cash flow from / (used in) operating activities (A)</b>	<b>(302.79)</b>	<b>1,095.88</b>
<b>B. Cash flow from investing activities</b>		
Purchase of property, plant and equipment	(17.04)	(156.46)
Proceeds from sale of property, plant and equipment	0.00	8.00
Interest received	2.42	20.28
<b>Net cash flow from / (used in) investing activities (B)</b>	<b>(14.62)</b>	<b>(128.18)</b>
<b>C. Cash flow from financing activities</b>		
Movement in long-term borrowings	410.00	(905.20)
Finance cost	(37.31)	(66.36)
<b>Net cash flow from / (used in) financing activities (C)</b>	<b>372.69</b>	<b>(971.56)</b>
<b>Net increase / (decrease) in Cash and cash equivalents (A+B+C)</b>	<b>55.29</b>	<b>(3.86)</b>
Cash and cash equivalents at the beginning of the year	9.97	13.83
<b>Cash and cash equivalents at the end of the year</b>	<b>65.26</b>	<b>9.97</b>

Place: Faridabad  
Dated: 07.11.2023

For and on behalf of the Board of Directors

  
Sanjiv Kumar Agarwal  
Director



# STL GLOBAL LIMITED

CIN: L51909DL1997PLC088667

Regd. Off. Unit No.111, Block No.1, First Floor, Tribhuwan Complex, Ishwar Nagar, New Delhi-110065

## STATEMENT OF UN-AUDITED FINANCIAL RESULTS FOR THE QUARTER AND HALF YEAR ENDED 30.09.2023

PART I		(Rs. in lakhs)					
Sl. No.	Particulars	Quarter Ended			Half Year Ended		Year ended
		30.09.2023	30.06.2023	30.09.2022	30.09.2023	30.09.2022	31.03.2023
		(Unaudited)	(Unaudited)	(Unaudited)	(Unaudited)	(Unaudited)	(Audited)
I	Revenue from Operations	2,131.16	1,643.65	2,568.99	3,774.81	5,473.92	10,063.06
II	Other Income	0.81	4.12	0.21	4.93	4.45	22.29
III	<b>Total Revenue (net) (I+II)</b>	<b>2,131.97</b>	<b>1,647.77</b>	<b>2,569.20</b>	<b>3,779.74</b>	<b>5,478.37</b>	<b>10,085.35</b>
IV	Expenses :						
	a) Cost of materials consumed	1,602.29	999.91	1,718.48	2,602.20	3,672.86	6,607.50
	b) Changes in inventories of finished goods, work-in-progress and stock-in-trade	(162.62)	143.58	(13.35)	(19.04)	(29.52)	105.59
	c) Employee benefits expenses	164.04	146.49	171.98	310.53	337.97	672.09
	d) Finance costs	24.86	12.45	18.48	37.31	35.99	66.36
	e) Depreciation and amortisation expense	34.51	34.08	40.93	68.59	75.90	158.02
	f) Power & fuel	325.66	267.73	418.60	593.39	877.13	1,633.36
	g) Other Expenditure	173.02	176.24	191.64	349.26	411.43	810.65
	<b>Total Expenses</b>	<b>2,161.76</b>	<b>1,780.48</b>	<b>2,546.76</b>	<b>3,942.24</b>	<b>5,381.76</b>	<b>10,053.57</b>
V	<b>Profit/(Loss) before Exceptional Items and tax (III-IV)</b>	<b>(29.79)</b>	<b>(132.71)</b>	<b>22.44</b>	<b>(162.50)</b>	<b>96.61</b>	<b>31.78</b>
VI	Exceptional Items - Expenses/ (Income)	-	-	-	-	-	-
VII	<b>Profit/(Loss) before tax (V-VI)</b>	<b>(29.79)</b>	<b>(132.71)</b>	<b>22.44</b>	<b>(162.50)</b>	<b>96.61</b>	<b>31.78</b>
VIII	Less: Tax Expense						
	(1) Current tax with Tax adjustment for earlier years	-	-	3.75	-	16.13	4.96
	(2) Deferred tax	2.67	2.78	5.07	5.45	3.38	4.92
IX	<b>Profit/(Loss) after tax (VII-VIII)</b>	<b>(32.46)</b>	<b>(135.49)</b>	<b>13.62</b>	<b>(167.95)</b>	<b>77.10</b>	<b>21.90</b>
X	Other Comprehensive Income (Loss)	-	-	-	-	-	-
A	(i) Items that will not be re-classified to profit or loss	-	-	-	-	-	-
	(ii) Income tax relating to items that will not be re-classified to profit or loss	-	-	-	-	-	-
XI	<b>Total comprehensive Income For the period (IX+X)</b>	<b>(32.46)</b>	<b>(135.49)</b>	<b>13.62</b>	<b>(167.95)</b>	<b>77.10</b>	<b>21.90</b>
XII	Earning/(Loss) Per Equity Share (of Rs. 10/-each)						
	(a) Basic EPS (not annualised)	(0.12)	(0.50)	0.05	(0.62)	0.29	0.08
	(b) Diluted EPS (not annualised)	(0.12)	(0.50)	0.05	(0.62)	0.29	0.08

**Notes:**

1. The above un-audited financial results have been recommended by the Audit committee and taken on record and approved by the Board of Directors at the meeting held on Tuesday i.e. 07th Nov, 2023 and reviewed by the Statutory auditors of the Company as per Regulations 33 of the SEBI ( Listing obligation and disclosure requirements ) Regulation,2015.
2. Previous year/period figures have been re-grouped or re-arranged, wherever considered necessary.
3. The Company business falls within a single business segment in terms of the Indian Accounting Standard- Operating segments during the relevant period hence no additional disclosures have been furnished.
4. Paid up equity shares Capital includes of 26990915 fully paid up shares and 461765 partly paid up Equity Shares @Rs.5/each.
5. The EPS has been calculated on fully paid-up equity shares.

Place: Faridabad

For and on behalf of the Board of Directors

Dated: 07.11.2023

Sanjiv Kumar Agarwal  
Director

# STL GLOBAL LIMITED

CIN: L51909DL1997PLC088667

Regd. Off. Unit No.111, Block No.1, First Floor, Tribhuvan Complex, Ishwar Nagar, New Delhi-110065

## UN-AUDITED STATEMENT OF ASSETS AND LIABILITIES

(Rs. in Lakhs)

Sl. No.	Particulars	As at 30.09.2023 (Un-audited)	As at 31.03.2023 (Audited)
I	<b>ASSETS</b>		
1	<b>Non-current assets</b>		
	(a) Property, plant and equipment	1,844.13	1,895.68
	(b) Financial assets		
	- other financial Assets	110.21	87.30
	(c) Deferred Tax Assets	58.58	63.82
	(d) Other Non- current assets	401.90	345.37
	<b>Total Non-current Assets</b>	<b>2,414.82</b>	<b>2,392.17</b>
2	<b>Current assets</b>		
	(a) Inventories	976.36	991.20
	(b) Financial assets		
	- Trade receivables	2,780.67	2,902.34
	- Cash and cash equivalents	65.26	9.97
	- Other financial assets	0.73	0.91
	© Other Current assets	252.90	354.48
	<b>Total Assets</b>	<b>4,075.92</b>	<b>4,258.90</b>
	<b>TOTAL ASSETS</b>	<b>6,490.74</b>	<b>6,651.07</b>
II	<b>EQUITY AND LIABILITIES</b>		
1	<b>Equity</b>		
	(a) Equity share capital	2,722.18	2,722.18
	(b) Other equity	56.12	223.85
	<b>Total Equity</b>	<b>2,778.30</b>	<b>2,946.03</b>
2	<b>Non-current liabilities</b>		
	(a) Financial liabilities		
	-Borrowings	1,732.30	1,322.30
	(b) Other Non- current liabilities	89.65	89.65
	<b>Sub-total - Non-current liabilities</b>	<b>1,821.95</b>	<b>1,411.95</b>
3	<b>Current liabilities</b>		
	(a) Financial liabilities		
	- Borrowings	-	537.00
	- Trade payables	1,485.78	1,659.17
	(b) Other current liabilities	404.71	79.92
	(c) Provisions	-	17.00
	<b>Sub-total - Current liabilities</b>	<b>1,890.49</b>	<b>2,293.09</b>
	<b>TOTAL - EQUITY AND LIABILITIES</b>	<b>6,490.74</b>	<b>6,651.07</b>

Place: Faridabad  
Dated: 07.11.2023

For and on behalf of the Board of Directors

Sanjiv Kumar Agarwal  
Director

# STL GLOBAL LIMITED

CIN: L51909DL1997PLC088667

Regd. Off. Unit No.111, Block No.1, First Floor, Tribhuwan Complex, Ishwar Nagar, New Delhi-110065

UNAUDITED CASH FLOW STATEMENT FOR THE HALF YEAR ENDED 30TH SEP-2023

(Rs. in Lakhs)

Particulars	Half Year Ended 30.09.2023	Year Ended 31.03.2023
	Audited	Audited
<b>A. Cash flow from operating activities</b>		
<b>Profit before tax</b>	(162.50)	31.79
<b><u>Adjustments for:</u></b>		
Depreciation and amortization	68.59	158.02
Interest and other Income	(2.42)	(20.28)
(Profit) / loss on sale of property, plant and equipment (net)	0.00	0.46
Financial costs	37.31	66.36
Allowance for doubtful debt and advances	0.00	14.68
Provision for employee Benefit	0.00	(2.37)
<b>Operating profit before working capital changes</b>	(59.02)	248.66
<b><u>Adjusted For :</u></b>		
(Increase)/ Decrease in Inventories	14.84	448.44
(Increase)/ Decrease in Trade Receivable	121.67	1,230.98
(Increase)/ Decrease in other financial Assets	0.19	(0.05)
(Increase)/Decrease in other current Assets	101.58	(247.13)
(Increase)/Decrease in other Non current Assets	(56.53)	121.08
Movement in Other non current Financial Assets	(22.91)	(14.47)
Increase/(Decrease) in short term Borrowings	(537.00)	(513.00)
Increase/(Decrease) in Trade Payable	(173.39)	(122.97)
Increase/(Decrease) in Other Current Liabilities	324.79	(37.45)
Increase/(Decrease) in Provisions	(12.04)	0.78
<b>Cash generated from Operations</b>	(297.83)	1,114.87
Net income tax (paid) / refunds	4.96	18.99
<b>Net cash flow from / (used in) operating activities (A)</b>	(302.79)	1,095.88
<b>B. Cash flow from investing activities</b>		
Purchase of property, plant and equipment	(17.04)	(156.46)
Proceeds from sale of property, plant and equipment	0.00	8.00
Interest received	2.42	20.28
<b>Net cash flow from / (used in) investing activities (B)</b>	(14.62)	(128.18)
<b>C. Cash flow from financing activities</b>		
Movement in long-term borrowings	410.00	(905.20)
Finance cost	(37.31)	(66.36)
<b>Net cash flow from / (used in) financing activities (C)</b>	372.69	(971.56)
<b>Net increase / (decrease) in Cash and cash equivalents (A+B+C)</b>	55.29	(3.86)
Cash and cash equivalents at the beginning of the year	9.97	13.83
<b>Cash and cash equivalents at the end of the year</b>	65.26	9.97

Place: Faridabad  
Dated: 07.11.2023

For and on behalf of the Board of Directors

Sanjiv Kumar Agarwal  
Director





**M.M. Goyal & Co.**

**CHARTERED ACCOUNTANTS**

208, 2nd Floor, Allied House,  
2, Old Rohtak Road, Inder Lok,  
Shahzada Bagh, New Delhi-110035  
(O) 011- 4557-5719  
(Cell) 98919-52478, 88006-68935  
e-mail: manmohan\_gyl@yahoo.co.in

Ref. No. ....

Dated .....

**LIMITED REVIEW REPORT (LRR) TO THE MEMBERS OF THE COMPANY**

We have reviewed the accompanying statement of Unaudited Financial Results of **M/s STL Global Limited** for the quarter and half year ended on September 30, 2023. This statement is the responsibility of the Company's Management and has been approved by the Board of Directors. Our responsibility is to issue a report on these financial statements based on our review.

We conducted our review in accordance with the Standard on Review Engagement (SRE) 2410 "Review of Interim Financial Information performed by the Independent Auditor of the Entity", issued by the Institute of Chartered Accountants of India (ICAI). This standard requires that we plan and perform the review to obtain moderate assurance as to whether the financial statements are free of material misstatement. A review is limited primarily to inquiries of company personnel and analytical procedures applied to financial data and thus provide less assurance than an audit. We have not performed an audit and accordingly, we do not express an audit opinion.

Based on our review conducted as above, nothing has come to our attention that causes us to believe that the accompanying statement of unaudited financial results prepared in accordance with applicable Accounting Standards and other recognized accounting practices and policies has not disclosed the information required to be disclosed in terms of Regulation 33 of the SEBI (Listing Obligations and Disclosure Requirements) Regulations, 2015 including the manner in which it is to be disclosed, or that it contains any material misstatement.

For **M.M. Goyal & Company**  
(Chartered Accountants)

ERN 007198N



**Manmohan Goyal**  
(Partner)

Mem. No. 086085

UDIN:23086085BGREREG5834

Place : New Delhi

Date : 07-11-2023