



SEC/BM/SE/ /2022-23

November 11, 2022

CORPORATE COMPLIANCE CELL - LISTING
BOMBAY STOCK EXCHANGE LIMITED
PHEROZA JEEJEEBHOY TOWERS,
25TH FLOOR, DALAL STREET,
BOMBAY-1.

Dear Sir/Mam,

REF.: Script Code. : BSE - 505807

Sub.: Submission of unaudited Standalone & Consolidated Financial Results for Quarter ended on September 30, 2022, U/R 33(3) LODR, 2015.

With Reference to the captioned Subject matter & in Compliance with Regulation 33(3) of the SEBI (Listing Obligation and Disclosure Requirements) Regulation, 2015, enclosed herewith unaudited Standalone & Consolidated Financial Results along with Auditor's Limited Review Report for the Quarter and half year ended on September 30, 2022.

These results were taken on record by the Board of Directors at their meeting held on November 11, 2022.

Kindly, take the same on your record.

Thanking You,

Yours faithfully,
For, ROLCON ENGINEERING CO. LTD.,

(CS Dharmesh Chauhan)
Company Secretary & Compliance officer
M.No.: A40003

Encl.: a/a.



ISO : 9001 : 2015
Certi No. 04 100 067292

Regd. Office :
Anand-Sojitra Road,
Vallabh Vidyanagar - 388 120,
Anand, Gujarat, India.

CIN : L29259GJ1961PLC001439,
Phone : 02692-230766/230866,
Web:- www.rolconengineering.com
Email:- rolcon@rolconengineering.com

Independent Auditor's Limited Review Report on Unaudited Quarterly and Six Months ended on 30th September, 2022 of Standalone Financial Results of Rolcon Engineering Company Limited.

To Board of Directors of
Rolcon Engineering Company Limited

We have reviewed the accompanying Statement of Standalone Unaudited Financial Results of **Rolcon Engineering Company Limited** ('the company') for the quarter and Six month ended on **September 30, 2022** (the "statement") attached herewith, being submitted by the Company pursuant to the requirements of Regulation 33 of the SEBI (Listing Obligations and Disclosure Requirements) Regulations, 2015 as modified by Circular No.CIR/CFD/FAC/62/2016 dated July 5, 2016.

This Statement is the responsibility of the Company's management and has been approved by the Board of Directors in their meeting held on 11th November, 2022 and prepared in accordance with the recognition and measurement principles laid down in the Indian Accounting Standards 34 "Interim Financial Reporting" ('Ind As 34'), prescribed under section 133 of the Companies Act, 2013 read with relevant rules issued there-under and other accounting principles generally accepted in India. Our responsibility is to issue a report on the Statement based on our review.

We conducted our review in accordance with the Standard on Review Engagements (SRE) 2410, 'Review of Interim Financial Information Performed by the Independent Auditor of the Entity' issued by the Institute of Chartered Accountants of India. This standard requires that we plan and perform the review to obtain moderate assurance as to whether the financial results are free of material misstatement. A review is limited primarily to inquiries of company personnel and analytical procedures applied to financial data and thus provide less assurance than an audit. We have not performed an audit and accordingly we do not express an audit opinion.

Based on our review conducted as above and based on the consideration of report of the other auditor and management certified accounts, nothing has comes to our attention that causes us to believe that the accompanying statement of unaudited financial results, prepared in accordance with the applicable accounting standards and other accounting principles generally accepted in India, has not disclosed the information required to be disclosed in terms of Regulation 33 of SEBI (Listing Obligations and Disclosure Requirements) Regulations, 2015, and SEBI Circular No. CIR/CFD/FAC/62/2016 dated 5th July, 2016 including the manner in which it is to be disclosed, or that it contains any material misstatement.

For **JHS & ASSOCIATES LLP.**

Chartered Accountants

Firm's Registration No: 133288W/W100099



Saurabh Shah


Partner

Membership No: 110914

DIN: 22110914BCUGDG7743

Place : Vallabh Vidyanagar

Date: 11.11.2022



Regd. Office

C-701, Mary Ellen,
Ceasars Cross Road,
Amboli, Andheri (W)
Mumbai-400 058.
Tel. : +91 98200 51936

Ahmedabad

206, Shital Varsha
Shivranjani Cross Road,
Satelite,
Ahmedabad-380 015.
Contact : +91-79-48010294

Vadodara

4th Floor, Lila Chamber,
Notus Pride IT Park Part "C",
Block "E", Sarabhai Compound,
Vadiwadi, Vadodara-390023
Tel. : +91 265-2333698 / 2304800

Vapi

Office No. 101, Wing-B,
Saga Casa, GJ SH - 185,
Daulat Nagar, Chala,
Vapi-396 215
Tel. : +91 76229 56702

Godhra

No. 16-17 & 18,
Jay Jalaram Plaza,
Opp. Bus Stand,
Godhra-389 001.
Tel. : +91-2673-2250554

ROLCON ENGINEERING COMPANY LIMITED

CIN : L29259GJ1961PLC001439


Reg. Office Address: Anand Sojitra Road, Vallabh Vidyanagar - 388120, Gujarat-India.

Statement of Standalone Unaudited Financial Results for the Quarter / Half Year Ended September 30, 2022.

Sr. No	Particulars	Standalone					(INR in Lakh Except EPS)
		Quarter Ended			Half Year Ended		Year Ended
		September 30, 2022	June 30, 2022	September 30, 2021	September 30, 2022	September 30, 2021	March 31, 2022
		Unaudited	Unaudited	Unaudited	Unaudited	Unaudited	Audited
1	Income						
	(a) Revenue from operations	1,161.30	1,157.29	1,097.49	2,318.59	1,987.50	4,189.80
	(b) Other income	14.64	14.07	23.57	28.71	36.60	64.20
	Total Income	1,175.94	1,171.36	1,121.06	2,347.30	2,024.10	4,254.00
2	Expenses						
	(a) Cost of materials consumed	528.88	543.40	478.06	1,072.28	873.86	1,919.33
	(b) Purchase of stock-in-trade	-	-	-	-	-	-
	(c) Change in inventories of finished goods, work-in-progress and stock-in-trade	(22.57)	(34.69)	108.31	(57.26)	111.54	5.02
	(d) Employee benefits expense	183.63	177.77	163.68	361.40	324.73	678.19
	(e) Finance Costs	2.01	1.74	1.43	3.75	5.95	11.69
	(f) Depreciation and amortization expense	28.86	24.89	16.96	53.75	32.13	75.27
	(g) Other Expenditure	326.82	357.11	260.76	683.93	518.79	1,162.77
	Total Expenses	1,047.62	1,070.22	1,029.20	2,117.84	1,867.02	3,852.27
3	Profit before Exceptional Items & tax (1-2)	128.32	101.14	91.86	229.46	157.08	401.73
4	Add/Less: Exceptional Items	-	-	-	-	-	-
5	Profit before Tax (3 + 4)	128.32	101.14	91.86	229.46	157.08	401.73
6	Tax Expense :						
	Current Tax	37.37	29.18	43.37	66.55	43.37	109.49
	Mat Credit Entitlement	-	-	(18.24)	-	-	-
	Adjustment of tax relating to earlier periods	(7.43)	1.00	-	(6.43)	-	(1.25)
	Deferred tax	0.99	5.67	0.82	6.66	3.11	0.84
7	Net Profit for the period after Tax (5 - 6)	97.40	65.29	65.91	162.69	110.60	292.65
8	Other Comprehensive Income (Net of tax)						
	Items will not be classified to Profit & Loss:						
	i) Remeasurements of the defined benefit plans	-	(0.31)	-	(0.31)	(7.17)	6.86
	ii) Fair value changes on investments	9.10	(8.04)	9.68	1.06	12.31	9.92
	Income tax relating to items that will be reclassified to profit or loss:						
	i) Fair value changes on investments	2.53	(2.24)	-	0.29	-	8.74
9	Total Comprehensive Income for the period (Net of Tax)(7+8)	109.03	54.70	75.59	163.73	115.75	318.17
10	Paid up Equity Share Capital (Face value of Rs.10/- Each)	75.60	75.60	75.60	75.60	75.60	75.60
11	Other Equity / Reserve & Surplus						1,394.89
12	Earning Per Share:						
	i Basic & Diluted EPS before Extraordinary Item	12.88	8.64	8.72	21.52	14.63	38.71
	ii Basic & Diluted EPS after Extraordinary Item	12.88	8.64	8.72	21.52	14.63	38.71

Notes :


- The above financial results for quarter and half year ended on September 30, 2022 have been reviewed by Audit Committee and approved by the Board of Directors at their meeting held on November 11, 2022 along with Auditor's Review Report. The statutory Auditor have expressed an unmodified opinion on Unaudited Financial statements and same has been filed with stock exchange viz. www.bseindia.com and also available at Company's Website viz. www.rolconengineering.com
- This statement has been prepared in accordance with the Companies (Ind -Accounting Standard) Rule, 2015 (Ind As) Prescribed under section 133 of the companies Act, 2013 and other Recognised accounting Practices and policies to the Extent applicable.
- The company is engaged in the business of manufacturing of "Engineering Goods", which is the only "Operating Segment" as per Ind AS 108. Accordingly, no separate segment information has been provided.
- There was no exceptional/extraordinary item during the quarter ended September 30, 2022.
- The figures of the previous quarter/year have been regrouped / reclassified wherever necessary.
- Statement of Asset & Liability (Standalone) is attached as Annexure - I
- Cash flow (Standalone) is attached with this result as Annexure - II



For and on behalf of
Rolcon Engineering Company Limited



A.S. Amin
Ashish S. Amin (Managing Director)
(DIN:01130354)

Place : Vallabh Vidyanagar
Date : November 11, 2022



Annexure- I

ROLCON ENGINEERING COMPANY LIMITED		
STATEMENT OF ASSEST & LIABILITY (STANDALONE)		
(INR in Lakh)		
PARTICULARS	As At September 30, 2022 (Unaudited)	As At September 30, 2021 (Unaudited)
(A) ASSETS		
1 Non-current Assets		
(a) Property, Plant and Equipment	600.44	469.11
(b) Financial Assets		
(i) Investments	222.95	177.84
(ii) Other Financial Assets	17.42	17.42
(c) Deferred tax assets (Net)	51.06	46.42
Sub-total-Non-Current Assets	891.87	710.79
2 Current Assets		
(a) Inventories	510.85	290.46
(b) Financial Assets		
(i) Trade Receivables	480.69	455.28
(ii) Cash & Cash Equivalents	230.07	292.20
(iii) Bank balances other than above	457.28	408.04
(iv) Loans	16.02	31.11
(v) Other Financial Assets	21.73	13.26
(c) Other Current Assets	14.50	57.71
Sub-total-Current Assets	1731.13	1548.06
TOTAL-ASSETS	2623.00	2258.85
(B) EQUITY AND LIABILITIES		
1 Equity		
(a) Equity Share Capital	75.60	75.60
(b) Other Equity	1543.81	1210.99
Sub-Total-Equity	1619.41	1286.59
Liabilities		
2 Non-Current Liabilities		
(a) Financial liabilities		
(i) Borrowings	25.17	-
(b) Provisions	9.11	33.84
Sub-Total-Non-Current Liabilities	34.27	33.84
3 Current Liabilities		
(a) Financial Liabilities		
(i) Trade Payables		
a. Total Outstanding Due of Micro and Small Enterprises	379.62	273.60
b. Total Outstanding Due of Other than Micro and Small Enterprises	344.48	438.64
(ii) Other Financial Liabilities	0.98	0.00
(b) Other Current Liabilities	203.96	197.59
(c) Provisions	40.27	28.60
Sub-Total - Current Liabilities	969.32	938.43
TOTAL - EQUITY AND LIABILITIES	2623.00	2258.85



A.S. Amio



ROLCON ENGINEERING COMPANY LIMITED

CASH FLOW STATEMENT (STANDALONE)

(INR in Lakh)

PARTICULARS	Period ended September 30,	
	2022	2021
	Unaudited	Unaudited
(A) CASH FLOW FROM OPERATING ACTIVITIES :		
Net profit before tax and extraordinary items	229.46	157.08
<i>Adjustments for :</i>		
Depreciation	53.75	32.13
Provision in value of Diminution in investments	-	-
Provision for Expected Credit Loss	4.60	8.06
Interest expenses	1.12	0.67
Interest income	(15.52)	(12.95)
Dividend Income	-	(0.004)
Profit on Sale of Assets	-	(2.69)
Profit on Sale of Mutual Fund	(0.04)	(0.01)
Operating profit before working capital changes	273.36	182.28
Adjustments for (increase) / decrease in operating assets		
Adjustments for Working Capital changes:		
Inventories	(113.85)	67.81
Trade Receivables	74.70	(183.15)
Short-term loans and advances	(11.64)	(18.84)
Long-term loans and advances	-	-
Other current assets	9.24	2.39
Other non-current assets	-	(0.25)
Adjustments for increase / (decrease) in operating liabilities		
Trade Payables	(8.40)	204.06
Short term Provision	1.85	(0.98)
Other current liabilities	(40.18)	(20.71)
Long term Provision	(5.97)	5.78
Cash generated from operations	179.12	238.39
Direct taxes paid	(47.33)	(16.73)
Net cash from operating activities (A)	131.78	221.66
(B) CASH FLOW FROM INVESTING ACTIVITIES :		
Acquisition of Property, Plant & Equipments	(73.59)	(42.71)
Proceeds from sale of Property, Plant & Equipments	-	2.69
Investment in Instrument	(41.90)	(3.91)
Proceeds from Disposal of Investments	-	-
Interest Received	7.57	5.49
Dividend Received	-	0.004
Net cash from / (used) in investing activities (B)	(107.93)	(38.45)
(C) CASH FLOW FROM FINANCING ACTIVITIES :		
Proceeds of long term borrowings	-	-
Repayment of Short term borrowings	(2.59)	(60.14)
Interest paid	(1.12)	(0.67)
Dividend Paid	(15.12)	-
Corporate Dividend Tax Paid	-	-
Net Cash from / (used) in financing activities (C)	(18.84)	(60.81)
Net increase / (Decrease) in cash and cash equivalents (A+B+C)	5.03	122.40
Cash and cash equivalent at beginning of the year		
the components being :		
Cash on hand	0.05	0.10
deposit accounts	682.28	577.74
	682.32	577.84
Cash and cash equivalents at end of the year		
the components being :		
Cash on hand	0.31	0.18
deposit accounts	687.04	700.06
	687.35	700.24
Net Increase / (Decrease) as disclosed above	5.03	122.40

A. S. Amin



AUDITORS' REPORT ON QUARTERLY AND SIX MONTHS ENDED ON 30TH September, 2022 OF CONSOLIDATED FINANCIAL RESULTS OF ROLCON ENGINEERING COMPNAVY LIMITED PURSUANT TO REGULATION 33 OF THE SEBI (LISTING OBLIGATIONS AND DISCLOSURE REQUIREMENTS) REGULATIONS, 2015


To

**The Board of Directors of
ROLCON ENGINEERING COMPNAVY LIMITED**

We have reviewed the accompanying consolidated statement of financial results of ROLCON ENGINEERING COMPNAVY LIMITED ("the Holding Company") and its Associates for the quarter ended 30th September, 2022 ("the statement"), being submitted by the company pursuant to the requirement of Regulation 33 of the SEBI (Listing Obligations and Disclosure Requirements) Regulations, 2015.

These consolidated quarterly financial results as well as year to date financial results have been prepared on the basis of the financial statements as per Ind AS which are the responsibility of the Company's management and have been approved by the Board of Directors of the Company in its Board meeting dated 11th November, 2022. Our responsibility is to express an opinion on these financial results based on our review of such consolidated financial statements as per Ind AS which have been prepared in accordance with the recognition and measurement principles laid down in Ind AS under Section 133 of the Companies Act, 2013 read with relevant rules issued there under ('Ind AS'); or by the Institute of Chartered Accountants of India, as applicable and other accounting principles generally accepted in India.

We conducted our review in accordance with the auditing standards generally accepted in India. Those Standards require that we plan and perform the review to obtain reasonable assurance about whether the Statement is free from material misstatement. A review includes examining, on a test basis, evidence supporting the amounts disclosed in the Statement. A review includes examining, on a test basis, evidence supporting the amounts disclosed in as financial results. A review also includes assessing the accounting principles used and significant estimates made by the management. We believe that our audit provides a reasonable basis for our opinion.



Regd. Office	Ahmedabad	Vadodara	Vapi	Godhra
C-701, Mary Ellen, Ceasars Cross Road, Amboli, Andheri (W) Mumbai-400 058. Tel. : +91 98200 51936	206, Shital Varsha Shivranjani Cross Road, Satelite, Ahmedabad-380 015. Contact : +91-79-48010294	4th Floor, Lila Chamber, Notus Pride IT Park Part "C", Block "E", Sarabhai Compound, Vadiwadi, Vadodara-390023 Tel. : +91 265-2333698 / 2304800	Office No. 101, Wing-B, Saga Casa, GJ SH - 185, Daulat Nagar, Chala, Vapi-396 215 Tel. : +91 76229 56702	No. 16-17 & 18, Jay Jalaram Plaza, Opp. Bus Stand, Godhra-389 001. Tel. : +91-2673-2250554


Further, we would like to mention that:

- a) We did not audit the quarterly financial results of a Associates included, whose financial statements reflect total Profit for the Period Rs. 0.54 Lakhs and total Other Comprehensive Income of Rs. (0.12 Lakhs) for the six months ended on that date, as considered in the consolidated Ind AS financial statements. These financial statements have been audited by other auditors whose report have been furnished to us by the Management and our opinion on the consolidated Ind AS financial results, in so far as it related to the amounts and disclosures included in respect of this associates, is based solely on the report of the other auditors.
- b) Our opinion on the consolidated quarterly financial results of a Associates above, and our report on Other Legal and Regulatory Requirements below, is not modified in respect of the above matters with respect to our reliance on the work done and the report of the other auditors and the financial statements / financial information certified by the Management.

In our opinion and to the best of our information and according to explanations given to us except associates, these quarterly financial results as well as the year to date results:

- (i) are prepared in accordance with the requirements of Regulation 33 of the SEBI (Listing Obligations and Disclosure Requirements) Regulations, 2015 and
- (ii) Give a true and fair view of the net profit, other comprehensive income and other financial information for the quarter and six months ended on 30th September, 2022.

For JHS & Associates LLP
Chartered Accountants
Registration No. 133288W/W100099



S. J. Shah

(Saurabh Shah)
Partner

Membership No: 110914

Place: Vallabh Vidyanagar
Date: 11TH November 2022
UDIN: 22110914BCUGJS3316

ROLCON ENGINEERING COMPANY LIMITED


CIN : L29259GJ1961PLC001439

Reg. Office Address: Anand Sojitra Road, Vallabh Vidyanagar - 388120, Gujarat-India.

Statement of Consolidated unaudited Financial Results for the Quarter and half year ended on September 30, 2022.

Sr. No.	Particulars	(INR in Lakh Except EPS)					
		Consolidated					
		Quarter Ended		Half Year Ended		Year Ended	
		September 30, 2022	June 30, 2022	September 30, 2021	September 30, 2022	September 30, 2021	March 31, 2022
	Unaudited	Unaudited	Unaudited	Unaudited	Unaudited	Audited	
1	Income						
	(a) Revenue from operations	1161.30	1157.29	1097.49	2318.59	1987.50	4189.80
	(b) Other Income	14.64	14.07	23.57	28.71	36.60	64.20
	Total Income	1175.94	1171.36	1121.06	2347.30	2024.10	4254.00
2	Expenses						
	(a) Cost of materials consumed	528.88	543.40	478.06	1072.28	873.86	1919.33
	(b) Purchase of stock-in-trade	-	-	-	-	-	-
	(c) Change in inventories of finished goods, work-in-progress and stock-in-trade	(22.57)	(34.69)	108.31	(57.26)	111.54	5.02
	(d) Employee benefits expense	183.63	177.77	163.68	361.40	324.73	678.19
	(e) Finance Costs	2.01	1.74	1.43	3.75	5.95	11.69
	(f) Depreciation and amortization expense	28.86	24.89	16.96	53.75	32.13	75.27
	(g) Other Expenditure	326.82	357.11	260.76	683.93	518.79	1162.77
	Total Expenses	1047.62	1070.22	1029.20	2117.84	1867.02	3852.27
3	Share of Profit/(Loss) of Associates	0.29	0.25	0.00	0.54	(0.41)	(2.93)
4	Profit before Exceptional Items & tax (1-2)	128.62	101.39	91.86	230.01	156.67	398.80
5	Add/Less: Exceptional Items	-	-	-	-	-	-
6	Profit before Tax (3 + 4)	128.62	101.39	91.86	230.01	156.67	398.80
7	Tax Expense :						
	Current Tax	37.37	29.18	43.37	66.55	43.37	109.49
	Mat Credit Entitlement	0.00	0.00	(18.24)	0.00	0.00	0.00
	Adjustment of tax relating to earlier periods	(7.43)	1.00	0.00	(6.43)	0.00	(1.25)
	Deferred tax	0.99	5.67	0.82	6.66	3.11	0.84
8	Net Profit for the period after Tax (5 - 6)	97.69	65.54	65.91	163.23	110.20	289.72
9	Other Comprehensive Income (Net of tax)						
	Items will not be classified to Profit & Loss:						
	i) Remeasurements Gain/ (Loss) of the defined benefit plans	0.00	(0.31)	9.68	(0.31)	(7.17)	6.86
	ii) Fair value changes on investments	9.10	(8.04)	0.00	1.06	12.31	9.92
	iii) Fair value changes on investments of Associates Company	(0.01)	(0.11)	0.00	(0.12)	0.00	(0.11)
	Income tax relating to items that will be reclassified to profit or loss:						
	i) Fair value changes on Investments	2.53	(2.24)	0.00	0.29	0.00	8.74
10	Total Comprehensive Income for the period (Net of Tax)(7+8)	109.31	54.84	75.59	164.15	115.34	315.12
11	Paid up Equity Share Capital (Face value of Rs.10/- Each)	75.60	75.60	75.60	75.60	75.60	75.60
12	Other Equity / Reseve & Surplus	-	-	-	-	-	1390.34
13	Earning Per Share:						
i	Basic & Diluted EPS before Extraordinary Item	12.92	8.67	8.72	21.59	14.58	38.32
ii	Basic & Diluted EPS after Extraordinary Item	12.92	8.67	8.72	21.59	14.58	38.32


- Notes :**
- The above financial results for quarter and half year ended on September 30, 2022 have been reviewed by Audit Committee and approved by the Board of Directors at their meeting held on November 11, 2022 along with Auditor's Review Report. The statutory Auditor have expressed an unmodified opinion on Unaudited Financial statements and same has been filed with stock exchange viz. www.bseindia.com and also available at Company's Website viz. www.rolconengineering.com
 - This statement has been prepared in accordance with the Companies (Ind -Accounting Standered) Rule, 2015 (Ind As) Prscribed under section 133 of the companies Act, 2013 and other Recognised accounting Practices and policies to the Extent applicable.
 - The company is engaged in the business of manufacturing of "Engineering Goods", which is the only "Operating Segment" as per Ind AS 108. Accordingly, no separate segement information has been provided.
 - There was no exceptional/extraordinary item during the quarter ended September 30, 2022.
 - The figures of the previous quarter/year have been regrouped / reclassified wherever necessary.
 - Statement of Assesst & Liability (Consolidated) is attached as Annexure - III
 - Cash flow (Consolidated) is attached with this result as Annexure - IV



For and on behalf of
Rolcon Engineering Company Limited



A. S. Amin
Ashish S. Amin (Managing Director)
(DIN:01130354)

Place : Vallabh Vidyanagar
Date : November 11, 2022



Annexure-III

ROLCON ENGINEERING COMPANY LIMITED			
STATEMENT OF ASSET & LIABILITY (CONSOLIDATED)			
(Amt. In Lakh)			
	PARTICULARS	As At	As At
		September 30, 2022	September 30, 2021
		Unaudited	Unaudited
(A)	ASSETS		
1	Non-current Assets		
	(a) Property, Plant and Equipment	600.44	469.11
	(b) Financial Assets		
	(i) Investments	223.37	177.43
	(ii) Other Financial Assets	17.42	17.42
	(c) Deferred tax assets (Net)	51.06	46.42
	Sub-total-Non-Current Assets	892.30	710.38
2	Current Assets		
	(a) Inventories	510.85	290.46
	(b) Financial Assets		
	(i) Trade Receivables	480.69	455.28
	(ii) Cash & Cash Equivalents	230.07	292.20
	(iii) Bank balances other than above	457.28	408.04
	(iv) Loans	16.02	31.11
	(v) Other Financial Assets	21.73	13.26
	(c) Other Current Assets	14.50	57.71
	Sub-total-Current Assets	1731.13	1548.06
	TOTAL-ASSETS	2623.43	2258.45
(B)	EQUITY AND LIABILITIES		
1	Equity		
	(a) Equity Share Capital	75.60	75.60
	(b) Other Equity	1544.23	1210.58
	Sub-Total-Equity	1619.83	1286.18
	Liabilities		
2	Non-Current Liabilities		
	(a) Financial liabilities		
	(i) Borrowings	25.17	0.00
	(b) Provisions	9.11	33.84
	Sub-Total-Non-Current Liabilities	34.27	33.84
3	Current Liabilities		
	(a) Financial Liabilities		
	(i) Trade Payables		
	a. Total Outstanding Due of Micro and Small Enterprises	379.62	273.60
	b. Total Outstanding Due of Other than Micro and Small Enterprises	344.48	438.64
	(ii) Other Financial Liabilities	0.98	0.00
	(b) Other Current Liabilities	203.96	197.59
	(c) Provisions	40.27	28.60
	Sub-Total - Current Liabilities	969.32	938.43
	TOTAL - EQUITY AND LIABILITIES	2623.43	2258.45





A.S.Amin

ROLCON ENGINEERING COMPANY LIMITED

CASH FLOW STATEMENT (CONSOLIDATED)

(Amt. in Lakh)

PARTICULARS	Period ended September 30,	
	2022	2021
	Audited	Audited
(A) CASH FLOW FROM OPERATING ACTIVITIES :		
Net profit before tax and extraordinary items	230.01	156.67
<i>Adjustments for :</i>		
Depreciation	53.75	32.13
Provision in value of Diminution in investments	-	-
Provision for Expected Credit Loss	4.60	8.06
Interest expenses	1.12	0.67
Interest income	(15.52)	(12.95)
Dividend Income	-	(0.004)
Profit on Sale of Assets	-	(2.69)
Profit on Sale of Mutual Fund	(0.04)	(0.01)
Operating profit before working capital changes	273.91	181.88
Adjustments for (increase) / decrease in operating assets		
Adjustments for Working Capital changes:		
Inventories	(113.85)	67.81
Trade Receivables	74.70	(183.15)
Short-term loans and advances	(11.64)	(18.84)
Long-term loans and advances	-	-
Other current assets	9.24	2.39
Other non-current assets	-	(0.25)
Adjustments for increase / (decrease) in operating liabilities		
Trade Payables	(8.40)	204.06
Short term Provision	1.85	(0.98)
Other current liabilities	(40.18)	(20.71)
Long term Provision	(5.97)	5.78
Cash generated from operations	179.66	237.98
Direct taxes paid	(47.33)	(16.73)
Net cash from operating activities (A)	132.33	221.25
(B) CASH FLOW FROM INVESTING ACTIVITIES :		
Acquisition of Property, Plant & Equipments	(73.59)	(42.71)
Proceeds from sale of Property, Plant & Equipments	-	2.69
Investment in Instrument	(42.44)	(3.50)
Proceeds from Disposal of Investments	-	-
Interest Received	7.57	5.49
Dividend Received	-	0.004
Net cash from / (used) in investing activities (B)	(108.47)	(38.04)
(C) CASH FLOW FROM FINANCING ACTIVITIES :		
Proceeds of long term borrowings	-	-
Repayment of Short term borrowings	(2.59)	(60.14)
Interest paid	(1.12)	(0.67)
Dividend Paid	(15.12)	-
Corporate Dividend Tax Paid	-	-
Net Cash from / (used) in financing activities (C)	(18.83)	(60.81)
Net Increase / (Decrease) in cash and cash equivalents (A+B+C)	5.03	122.40
Cash and cash equivalent at beginning of the year		
the components being :		
Cash on hand	0.05	0.10
deposit accounts	682.28	577.74
	682.32	577.84
Cash and cash equivalents at end of the year		
the components being :		
Cash on hand	0.31	0.18
deposit accounts	687.04	700.06
	687.35	700.24
Net Increase / (Decrease) as disclosed above	5.03	122.40



A. S. Amin