

ASHNISHA INDUSTRIES LIMITED

November 9, 2023

To,
The Department of Corporate Services
BSE Limited
25th Floor, P. J. Tower,
Dalal Street,
Fort, Mumbai- 400 001

Security ID: ASHNI
Security Code: 541702

Dear Sir/Madam,


Sub: Outcome of Board Meeting

Pursuant to Regulation 33 and Para A of Part A of Schedule III read with Regulation 30 of SEBI (Listing Obligations and Disclosure Requirements) Regulations 2015, this is to inform you that the Board of Directors of the Company in its meeting held today i.e. on Thursday, 9th November, 2023 from 5:30 P.M to 6:00 P.M at the Registered Office of the Company inter alia, has considered and approved the Standalone and Consolidated Unaudited Financial Results for the quarter and half year ended September 30, 2023 along with limited review report thereon.

Please take the above on your records.

Thanking You.

Yours faithfully,
For Ashnisha Industries Limited



Shalin A. Shah
Director
DIN: 00297447



SHALIN
ASHOK
SHAH

Digitally signed by SHALIN ASHOK SHAH
DN: cn=, ou=Personal, st=+IN,
pseudoym=F81FED09DA74CC9600DEC38
C348F5E01789C9C1A,
2.5.4.20=20462096340321032782122410f
77805750cc7943257ad89ca15b28e7,
postalCode=380007, st=Gujarat,
serialNumber=7CF107B15D85DC036105DF
6FFCC4E10986F90C83E7304782E0C927A
67FE5600, o=SHALIN ASHOK SHAH
Date: 2023.11.09 18:07:56 +05'30'

Encl:

1. Unaudited Financial Results for the quarter and half year ended September 30, 2023.
2. Limited Review Report on Unaudited Financial Results.



GMCA & Co.

Chartered Accountants

UDIN: 23163940BGQAFH8872

Independent Auditor's Review Report on Standalone Unaudited Quarterly Financial Results and Year to Date Results of the Company Pursuant to the Regulation 33 of the SEBI (Listing Obligations and Disclosure Requirements) Regulations, 2015 (as amended)

To
The Board of Directors,
Ashnisha Industries Limited

We have reviewed the accompanying statement of unaudited financial results of Ashnisha Industries Limited for the quarter ended 30.09.2023 attached herewith, being submitted by the Company pursuant to the requirements of the Regulation 33 of the SEBI (Listing Obligations and Disclosures Requirements) Regulations, 2015, as amended.

This statement is the responsibility of the Company's Management and has been approved by the Board of Directors/ Committee of Board of Directors. Our responsibility is to issue a report on these financial statements based on our review.

We conducted our review in accordance with the Standard on Review Engagement (SRE) 2410, "Review of Interim Financial information performed by the Independent Auditor of the Entity issued by the Institute of Chartered Accountants of India. This standard requires that we plan and perform the review to obtain moderate assurance as to whether the financial statements are free of material misstatement. A review is limited primarily to inquiries of company personnel and analytical procedures applied to financial data and thus provide less assurance than an audit. We have not performed an audit and accordingly, we do not express an audit opinion.

Based on our review conducted as above, nothing has come to our attention that causes us to believe that the accompanying statement of unaudited financial results prepared in accordance with applicable accounting standards and other recognized accounting practices and policies has not disclosed the information required to be disclosed in terms of Regulation 33 of the SEBI (Listing Obligations and Disclosure Requirements) Regulations, 2015 including the manner in which it is to be disclosed, or that it contains any material misstatement.



For, G M C A & CO.
Chartered Accountants
FRN: 109850W

CA. Mitt S. Patel
Partner
Membership No: 163940

Place: Ahmedabad
Date: 09th November, 2023

Address : 101, Parishram, 5-B, Rashmi Society, Nr. LG Showroom, Mithakhali Six Roads, Navrangpura, Ahmedabad – 380009

☎ 079-40037372 ✉ gmca1973@gmail.com

ASHNISHA INDUSTRIES LIMITED

Registered Office: 7th Floor, Ashoka Chambers, Opp. HCG Hospital, Mithakhali Six Roads, Ahmedabad 380 006.

CIN : L74110GJ2009PLC057629

STATEMENT OF STANDALONE UNAUDITED FINANCIAL RESULTS FOR THE QUARTER ENDED SEPTEMBER 30, 2023.

(Rs. in Lakhs per share data)

Particulars	Quarter Ended			Six Month Ended		Year Ended
	30/09/2023	30/06/2023	30/09/2022	30/09/2023	30/09/2022	31/03/2023
	Unaudited	Unaudited	Unaudited	Unaudited	Unaudited	Audited
1 Income from Operations						
(a) Revenue from operations	204.31	217.63	115.31	421.94	167.95	653.28
(b) Other Income	0.00	0.00	0.00	0.00	22.50	66.42
Total Income	204.31	217.63	115.31	421.94	190.45	719.70
2 Expenses						
(a) Cost of Materials consumed	0.00	0.00	0.00	0.00	0.00	0.00
(b) Purchase of stock-in-trade	149.71	211.32	107.19	361.03	152.48	621.00
(c) Increase/Decrease in inventories of FG, WIP and stock-in-trade	8.30	-31.80	0.00	-23.50	0.00	0.00
(d) Employee benefits expense	0.30	0.30	0.30	0.60	0.60	1.20
(e) Finance Cost	0.02	0.00	0.00	0.02	0.00	0.02
(f) Depreciation and amortisation expense	0.05	0.04	0.05	0.09	0.09	0.18
(g) Other expenses	18.11	7.53	1.03	25.64	5.30	17.28
Total Expenses	176.49	187.39	108.57	363.88	158.47	639.68
3 Profit/(loss) before exceptional items and tax (1-2)	27.82	30.24	6.74	58.06	31.98	80.02
4 Exceptional Items	0.00	0.00	0.00	0.00	0.00	0.00
5 Profit/(Loss) before Extraordinary Items (3-4)	27.82	30.24	6.74	58.06	31.98	80.02
6 Extraordinary Items	0.00	0.00	0.00	0.00	0.00	0.00
7 Profit/(Loss) before tax (5-6)	27.82	30.24	6.74	58.06	31.98	80.02
8 Tax Expense						
(a) Current tax	5.81	0.00	0.00	5.81	0.00	12.77
(b) Deferred tax	0.00	0.00	0.00	0.00	0.00	0.07
Total Tax Expenses	5.81	0.00	0.00	5.81	0.00	12.84
9 Profit / (Loss) for the period from continuing operations (7-8)	22.01	30.24	6.74	52.25	31.98	67.18
10 Profit (Loss) from discontinuing operations	0.00	0.00	0.00	0.00	0.00	0.00
11 Tax Expense of discontinuing operations	0.00	0.00	0.00	0.00	0.00	0.00
12 Profit (Loss) from discontinuing operations (after tax)(10+11)	0.00	0.00	0.00	0.00	0.00	0.00
13 Other Comprehensive Income						
A(i) Items that will not be reclassified to profit or loss	0.00	0.00	0.00	0.00	0.00	0.00
(ii) Income tax relating to items that will not be reclassified to profit or loss	0.00	0.00	0.00	0.00	0.00	0.00
B (i) Items that will be reclassified to profit or loss	0.00	0.00	0.00	0.00	0.00	0.00
ii) Income tax relating to items that will be reclassified to profit or loss	0.00	0.00	0.00	0.00	0.00	0.00
Other Comprehensive Income for the period	0.00	0.00	0.00	0.00	0.00	0.00
14 Total Comprehensive Income for the period	22.01	30.24	6.74	52.25	31.98	67.18
15 Paid-up equity share capital (Face value of Rs 1/- each)	990.00	990.00	990.00	990.00	990.00	990.00
16 Other Equity	-	-	-	1423.26	1317.18	1352.37
17 Earnings Per Share (before exceptional items) (not annualised):						
(a) Basic	0.02	0.03	0.01	0.05	0.03	0.10
(b) Diluted	0.02	0.03	0.01	0.05	0.03	0.10
18 Earnings Per Share (after exceptional items) (not annualised):						
(a) Basic	0.02	0.03	0.01	0.05	0.03	0.10
(b) Diluted	0.02	0.03	0.01	0.05	0.03	0.10

Notes:

1. The above standalone financial results have been reviewed by the Audit Committee and approved by the Board of Directors in their meeting held on November 09, 2023. The Limited Review under Regulation 33 of the SEBI (Listing Obligations and Disclosure Requirements) Regulations, 2015 has been carried out by the statutory auditors. The Limited Review Report does not contain any observation which could have an impact on the results for the quarter ended September 30, 2023.

2) Company currently operates in trading of steel and chemical activities.

3) Previous period's figures have been regrouped/rearranged wherever necessary to confirm to the current period's classification.

4) The Company adopted the Indian Accounting Standards ("Ind AS") effective 1st April, 2017 (transition date 1st April, 2016). The financial results have been prepared in accordance with Ind AS as prescribed under Section 133 of the Companies Act, 2013 read with the relevant Rules issued there under.

For, ASHNISHA INDUSTRIES LIMITED



Ashok C. Shah

ASHOK C. SHAH
DIRECTOR
DIN : 02467830

Date : 09/11/2023
Place : Ahmedabad

ASHNISHA INDUSTRIES LIMITED			
STATEMENT OF STANDALONE UNAUDITED ASSETS AND LIABILITIES			
(Rs.in Lakhs)			
Particulars		As at 30/09/2023	As at 31/03/2023
A	ASSETS		
	1 Non-current Assets		
(a)	Property , Plant and Equipment	2.17	2.08
(b)	Other Intangible assets	-	-
(c)	Capital work in progress	-	-
(d)	Intangible assets under development	-	-
(e)	Financial Assets :		
(i)	Investments	643.54	343.54
(ii)	Deferred tax assets (Net)	-	-
(iii)	Loans	-	-
(f)	Other non-current assets	-	-
	Sub-total - Non-current Assets	645.71	345.62
	2 Current Assets		
(a)	Inventories	23.50	-
(b)	Financial Assets :		
(i)	Investments	-	-
(ii)	Trade Receivables	1172.88	1107.46
(iii)	Cash and Cash Equivalents	20.17	20.81
(iv)	Loans	1914.11	1842.25
(c)	Other current assets	22.44	15.16
	Sub-total - Current Assets	3,153.10	2,985.68
	TOTAL - ASSETS	3,798.81	3,331.30
B	EQUITY AND LIABILITIES		
	Shareholders' Funds		
(a)	Share Capital	990.00	990.00
(b)	Other Equity	1423.26	1352.37
	Sub-total - Equity	2,413.26	2,342.37
	1 Liabilities		
	Non-current Liabilities		
(a)	Financial Liabilities :		
(i)	Borrowings	168.56	165.56
(b)	Deferred Tax Liabilities (Net)	-	0.07
(c)	Provisions	-	-
(d)	Other Non - Current Liabilities	-	-
	Sub-total - Non-current liabilities	168.56	165.63
	2 Current Liabilities		
(a)	Financial Liabilities :		
(i)	Borrowings	340.09	3.09
(ii)	Trade Payables		
	(i) Total outstanding dues to Micro and Small Enterprises		
	(ii) Total outstanding dues of creditors other than Micro and Small Enterprises	840.27	793.56
(iii)	Other Financial Liabilities		
(b)	Provisions	5.04	0.55
(c)	Other Current Liabilities	31.58	26.10
	Sub-total - Current Liabilities	1,216.99	823.30
	TOTAL - EQUITY AND LIABILITIES	3,798.81	3,331.30



ASHNISHA INDUSTRIES LIMITED

Cashflow Statement for the year ended on 30 SEPTEMBER, 2023

Particulars	01-04-2023 to 30-09- 2023	01-04-2022 to 31- 03-2023
A Cash flow from Operating Activities		
Net Profit Before Tax	58.06	80.01
Adjustments for:		
Add : Depreciation	0.09	0.18
Less : Dividend Income		
Less : Long Term Capital Gain		
Less : Short Term Capital Gain (Mutual Fund)		
Operating Profit / (Loss) before Working Capital Changes	<u>58.15</u>	<u>80.19</u>
Adjustments for:		
Increase/(Decrease) in Trade Payables	46.71	662.78
Increase/(Decrease) in Short term Borrowing	337.00	-4.91
Increase/(Decrease) in Provisions	22.88	-0.70
Increase/(Decrease) in Other Current Liability	5.48	24.59
(Increase)/Decrease in Trade Receivables	-65.42	-686.01
(Increase)/Decrease in short term loans & advances	-71.86	-1,119.56
(Increase)/Decrease in inventories	-23.50	-
(Increase)/Decrease in other current assets	-7.28	-11.97
Cashflow generated from Operating Activities	302.16	-1,055.59
Income Tax Paid (Net of Refund)	-5.81	-12.77
Net Cashflow generated from Operating Activities A	<u>296.35</u>	<u>-1,068.36</u>
B Cash flow from Investment Activities		
Purchase of Property , Plant and Equipment	-	-
Sale of Property , Plant and Equipment	-	-
Sale of Investments	-	-
Purchase of Investments	-300.00	-
Share Application Money Received Back	-	-
Dividend Income	-	-
Net Cashflow generated from Investments Activities B	<u>-300.00</u>	<u>-</u>
C Cash flow from Financing Activities		
Interest Expenses	-	-
Increase/(Decrease) in Share Capital	-	688.12
Issue of shares (with Security Premium)	-	399.11
(Increase)/Decrease in other non-current assets	-	-
Increase/(Decrease) in Long term Borrowing	3.00	-
(Increase)/Decrease in Long term loans & advances	-	-
Increase/(Decrease) in non current liabilities	-	-
Net Cashflow generated from Financing Activities C	<u>3.00</u>	<u>1,087.23</u>
Net Change in Cash & Cash Equivalents (A+B+C)	-0.65	18.87
Opening Cash & Cash Equivalents	20.81	1.93
Closing Cash & Cash Equivalents	<u>20.17</u>	<u>20.81</u>



ASHNISHA INDUSTRIES LIMITED

Unaudited Segment - Wise Revenue , Results and Capital Employed

(Rs.In Lakhs)

Particulars	Quarter Ended			Six Month Ended		Year Ended
	30/09/2023	30/06/2023	30/09/2022	30/09/2023	30/09/2022	31/03/2023
	Unaudited	Unaudited	Unaudited	Unaudited	Unaudited	Audited
1. Segment Revenue						
(a) Steel Trading	9.08	0.00	115.31	9.08	167.95	653.28
(b) Trading of Goods	195.23	217.63	0.00	412.86	0.00	0.00
(c) Others	0.00	0.00	0.00	0.00	0.00	0.00
Total						
Less: Inter Segment Revenue						
Net sales/Income From Operations	204.31	217.63	115.31	421.94	167.95	653.28
2. Segment Results						
(a) Steel Trading	0.77	0.00	8.12	0.77	15.47	32.28
(b) Trading of Goods	45.53	38.11	0.00	83.64	0.00	0.00
(c) Others	0.00	0.00	0.00	0.00	22.50	66.42
Total						
Less: (i) Other Un-allocable Expenditure net off	-18.48	-7.87	-1.38	-26.35	-5.99	-18.68
Total Profit Before Tax	27.82	30.24	6.74	58.06	31.98	80.02
3. Capital Employed (Segment assets – Segment Liabilities)						
(a) Steel Operation	324.62	274.90	222.56	324.62	222.56	312.40
(b) Trading of Goods	6.49	24.91	0.00	6.49	0.00	0.00
(c) Other Unallocable	2082.16	2072.80	2084.61	2082.16	2084.61	2029.97
Total	2413.26	2372.61	2307.18	2413.27	2307.17	2342.37





UDIN: 23163940BGQAFI4531

Independent Auditor's Review Report on Consolidated Unaudited Quarterly Financial Results and Year to Date Results of the Company Pursuant to the Regulation 33 of the SEBI (Listing Obligations and Disclosure Requirements) Regulations, 2015 (as amended)

To
The Board of Directors,
Ashnisha Industries Limited

We have reviewed the accompanying statement of unaudited consolidated financial results (the 'Statement') of Ashnisha Industries Limited (the 'Holding Company') and its subsidiaries (the Holding Company and its subsidiaries together referred to as the 'Group') for the quarter ended 30 September 2023 and the consolidated year to date results for the period 1 April 2023 to 30 September 2023, being submitted by the Holding Company pursuant to the requirements of Regulation 33 of the SEBI (Listing Obligations and Disclosure Requirements) Regulations, 2015 (as amended), including relevant circulars issued by the SEBI from time to time.

This Statement, which is the responsibility of the Holding Company's management and approved by the Holding Company's Board of Directors, has been prepared in accordance with the recognition and measurement principles laid down in Indian Accounting Standard 34, interim Financial Reporting ('Ind AS 34'). Prescribed under section 133 of the Companies Act, 2013 ('the Act'), SEBI Circular CIRICFD/FAC/62/2016 dated 5 July 2016 (hereinafter referred to as 'the SEBI Circular'), and other accounting principles generally accepted in India. Our responsibility is to express a conclusion on the Statement based on our review.


We conducted our review of the Statement in accordance with the Standard on Review Engagements (SRE) 2410, Review of Interim Financial Information Performed by the Independent Auditor of the Entity, issued by the Institute of Chartered Accountants of India. A review of interim financial information consists of making inquiries, primarily of persons responsible for financial and accounting matters and applying analytical and other review procedures. A review is substantially less in scope than an audit conducted in accordance with the Standards on Auditing specified under section 143(10) of the Act, and consequently, does not enable us to obtain assurance that we would become aware of all significant matters that might be identified in an audit. Accordingly, we do not express an audit opinion.

We also performed procedures in accordance with the SEBI Circular CIR/CFD/CMD1/44/2019 dated 29 March 2019 issued by the SEBI under Regulation 33 (8) of the SEBI (Listing Obligations and Disclosure Requirements) Regulations, 2015 (as amended), to the extent applicable.

Based on our review conducted and procedures performed as stated in paragraph 3 above, nothing has come to our attention that causes us to believe that the accompanying Statement, prepared in accordance with recognition and measurement principles laid down in Ind AS 34, prescribed under Section 133 of the Act, the SEBI Circular and other accounting principles generally accepted in India, has not disclosed the information required to be disclosed in

Address : 101, Parishram, 5-B, Rashmi Society, Nr. LG Showroom, Mithakhali Six Roads, Navrangpura, Ahmedabad, 380009

☎ 079-40037372 ✉ gmca1973@gmail.com





GMCA & Co.

Chartered Accountants

accordance with the requirements of Regulation 33 of the SEBI (Listing Obligations and Disclosure Requirements) Regulations, 2015 (as amended), including the manner in which it is to be disclosed, or that it contains any material misstatement.


The Statement includes the interim financial information of Adzillow Private Limited (The Subsidiary Company), which have not been reviewed / audited by their auditors, and have been furnished to us by the Holding Company's management. Our Conclusion on the Statement, and our report in terms of Regulation 33 of the SEBI (Listing Obligations and Disclosure Requirements) Regulations, 2015 (as amended), read with SEBI Circular, in so far as it relates to the aforesaid subsidiaries are based solely on such interim financial information.

Our conclusion is not modified in respect of this matter.



Place: Ahmedabad
Date: 09th November, 2023

For, G M C A & CO.
Chartered Accountants
FRN: 109850W


CA. Mitt S. Patel
Partner
Membership No: 163940

Address : 101, Parishram, 5-B, Rashmi Society, Nr. LG Showroom, Mithakhali Six Roads, Navrangpura, Ahmedabad – 380009

☎ 079-40037372 ✉ gmca1973@gmail.com

ASHNISHA INDUSTRIES LIMITED

Registered Office: 7th Floor, Ashoka Chambers, Opp. HCG Hospital, Mithakhali Six Roads, Ahmedabad 380 006.

CIN : L74110GJ2009PLC057629

STATEMENT OF CONSOLIDATED UNAUDITED FINANCIAL RESULTS FOR THE QUARTER ENDED SEPTEMBER 30, 2023.

(Rs. in Lakhs except per share data)

Sr No	Particulars	Quarter Ended			Six Month Ended		Year Ended
		30/09/2023	30/06/2023	30/09/2022	30/09/2023	30/09/2022	31/03/2023
		Unaudited	Unaudited	Unaudited	Unaudited	Unaudited	Audited
1	Income from Operations						
	(a) Revenue from operations	206.47	255.25	459.21	461.72	710.54	1964.10
	(b) Other Income	48.58	11.74	11.58	60.32	34.08	173.68
	Total Income	255.06	266.99	470.80	522.04	744.63	2137.77
2	Expenses						
	(a) Cost of Materials consumed	0.00	0.00	0.00	0.00	0.00	0.00
	(b) Purchase of stock-in-trade	151.81	248.20	334.80	400.01	568.85	1852.56
	(c) Increase/Decrease in inventories of FG, WIP and stock-in-trade	8.31	-31.81	59.77	-23.50	59.77	59.77
	(d) Employee benefits expense	4.68	2.93	3.81	7.62	7.66	17.34
	(e) Finance Cost	0.02	0.00	0.08	0.02	0.13	0.52
	(f) Depreciation and amortisation expense	6.76	7.93	24.24	14.68	48.82	29.95
	(g) Other expenses	52.52	8.35	1.15	60.87	11.03	63.73
	Total Expenses	224.09	235.60	423.86	459.70	696.27	2023.87
3	Profit/(loss) before exceptional items and tax (1-2)	30.96	31.38	46.93	62.35	48.36	113.90
4	Exceptional Items	0.00	0.00	0.00	0.00	0.00	0.00
5	Profit/(Loss) before Extraordinary Items (3-4)	30.96	31.38	46.93	62.35	48.36	113.90
6	Extraordinary Items	0.00	0.00	0.00	0.00	0.00	0.00
7	Profit/(Loss) before tax (5-6)	30.96	31.38	46.93	62.35	48.36	113.90
8	Tax Expense						
	(a) Current tax	5.81	0.00	0.00	5.81	0.00	12.77
	(b) Deferred tax	1.08	0.00	0.00	1.08	0.00	11.26
	Total Tax Expenses	6.89	0.00	0.00	6.89	0.00	24.03
9	Profit / (Loss) for the period from continuing operations (7-8)	24.08	31.39	46.93	55.46	48.36	89.88
10	Profit (Loss) from discontinuing operations	0.00	0.00	0.00	0.00	0.00	0.00
11	Tax Expense of discontinuing operations	0.00	0.00	0.00	0.00	0.00	0.00
12	Profit (Loss) from discontinuing operations (after tax)(10-11)	0.00	0.00	0.00	0.00	0.00	0.00
13	Share of Profit/(Loss) of associates*	0.00	0.00	0.00	0.00	0.00	0.00
14	Minority Interest*	0.00	0.00	0.00	0.00	0.00	0.00
15	Other Comprehensive Income						
	A(i) Items that will not be reclassified to profit or loss	0.00	0.00	0.00	0.00	0.00	0.00
	(ii) Income tax relating to items that will not be reclassified to profit or loss	0.00	0.00	0.00	0.00	0.00	0.00
	B (i) Items that will be reclassified to profit or loss	0.00	0.00	0.00	0.00	0.00	0.00
	ii) Income tax relating to items that will be reclassified to profit or loss	0.00	0.00	0.00	0.00	0.00	0.00
	Other Comprehensive Income for the period	0.00	0.00	0.00	0.00	0.00	0.00
16	Total Comprehensive Income for the period	24.08	31.39	46.93	55.46	48.36	89.88
17	Total Comprehensive Income attributable to :						
	Share of Profit / (Loss) of associates *	0.00	0.00	0.00	0.00	0.00	0.00
	Minority Interest *	0.00	0.00	0.00	0.00	0.00	0.00
18	Paid-up equity share capital (Face value of rs. 1/- each)	990.00	990.00	990.00	990.00	990.00	990.00
19	Other Equity	-	-	-	4642.82	4549.90	4647.13
20	Earnings Per Share (before exceptional items) (not annualised):						
	(a) Basic	0.02	0.03	0.05	0.06	0.05	0.09
	(b) Diluted	0.02	0.03	0.05	0.06	0.05	0.09
	Earnings Per Share (after exceptional items) (not annualised):						
21	(a) Basic	0.02	0.03	0.05	0.06	0.05	0.09
	(b) Diluted	0.02	0.03	0.05	0.06	0.05	0.09

Notes:

1. The above consolidated financial results have been reviewed by the Audit Committee and approved by the Board of Directors in their meeting held on November ,09,2023. The Limited Review under Regulation 33 of the SEBI (Listing Obligations and Disclosure Requirements) Regulations, 2015 has been carried out by the statutory auditors. The Limited Review Report does not contain any observation which could have an impact on the results for the quarter ended September 30, 2023.

2. The Company adopted the Indian Accounting Standards ('Ind AS') effective 1st April, 2017 (transition date 1st April, 2016). The financial results have been prepared in accordance with Ind AS as prescribed under Section 133 of the Companies Act, 2013 read with the relevant Rules issued there under.

Date : 09/11/2023
Place : Ahmedabad



For, ASHNISHA INDUSTRIES LIMITED

Ashok C. Shah

ASHOK C. SHAH
DIRECTOR
DIN : 02467830

ASHNISHA INDUSTRIES LIMITED			
STATEMENT OF CONSOLIDATED UNAUDITED ASSETS AND LIABILITIES			
(Rs.in Lakhs)			
Particulars		As at 30/09/2023	As at 31/03/2023
A	ASSETS		
1	Non-current Assets		
(a)	Property , Plant and Equipment	10.21	10.13
(b)	Other Intangible assets	590.63	616.31
(c)	Goodwill	590.98	590.98
(d)	Capital work in progress	-	-
(e)	Intangible assets under development	-	-
(f)	Financial Assets :		
(i)	Investments	358.73	58.73
(ii)	Deferred tax assets (Net)	-5.05	1.25
(iii)	Loans	1,834.33	1,650.14
(f)	Other non-current assets	907.44	723.74
	Sub-total - Non-current Assets	4,287.28	3,651.28
2	Current Assets		
(a)	Inventories	23.50	0.00
(b)	Financial Assets :		
(i)	Investments		
(ii)	Trade Receivables	1,173.54	1,252.92
(iii)	Cash and Cash Equivalents	24.44	263.70
(iv)	Loans	3,086.86	2,958.41
(c)	Other current assets	454.70	370.59
	Sub-total - Current Assets	4,763.04	4,845.61
	TOTAL - ASSETS	9,050.32	8,496.90
B	EQUITY AND LIABILITIES		
	Shareholders' Funds		
(a)	Share Capital	990.00	990.00
(b)	Other Equity	4,642.82	4,647.13
(C)	Non Controlling Interest	1,712.90	1,638.99
	Sub-total - Shareholders' Funds	7,345.72	7,276.12
1	Liabilities		
	Non-current Liabilities		
(a)	Financial Liabilities :		
(i)	Borrowings	168.56	165.56
(b)	Deferred Tax Liabilities (Net)	0.00	0.07
(c)	Provisions	-	-
(d)	Other Non Current Liabilities	-	-
	Sub-total - Non-current liabilities	168.56	165.63
2	Current Liabilities		
(a)	Financial Liabilities :		
(i)	Borrowings	340.09	3.09
(ii)	Trade Payables		
	(i) Total outstanding dues to Micro and Small Enterprises		
	(ii) Total outstanding dues of creditors other than Micro and Small Enterprises	1,145.12	972.20
(iii)	Other Current Liabilities	45.78	79.30
(b)	Current Tax Liabilities (Net)	0.00	0.00
(c)	Provisions	5.04	0.55
	Sub-total - Current Liabilities	1,536.04	1,055.15
	TOTAL - EQUITY AND LIABILITIES	9,050.32	8,496.90



ASHNISHA INDUSTRIES LIMITED

UNAUDITED CONSOLIDATED CASH FLOW STATEMENT FOR QUARTER ENDED 30 SEPTEMBER , 2023

Particulars	01-04-2023 to 30-09-2023	01-04-2022 to 31- 03-2023
A Cash flow from Operating Activities		
Net Profit Before Tax	62.35	113.91
Adjustments for:		
Add Depreciation	14.68	29.95
Less Dividend Income	-	
Less Interest Income	(60.32)	(173.68)
Add Interest Expense	0.02	0.52
less Consolidation Adjustmnet	11.81	31.13
Operating Profit / (Loss) before Working Capital Changes	28.53	1.83
Adjustments for:		
Increase/(Decrease) in Trade Payables	172.92	802.23
Increase/(Decrease) in Other Current Liabilities	(33.52)	(358.09)
Increase/(Decrease) in Provisions	22.88	(0.70)
(Increase)/Decrease in Trade Receivables	79.38	(675.26)
(Increase)/Decrease in short term loans & advances	(128.45)	(585.54)
Increase/(Decrease) in Borrowing	337.00	(4.91)
(Increase)/Decrease in inventories	(23.50)	105.19
(Increase)/Decrease in other current assets	(84.11)	(164.50)
Cashflow generated from Operating Activities	371.13	(879.74)
Income Tax Paid (Net of Refund)	(5.81)	(12.77)
Net Cashflow generated from Operating Activities A	365.33	(892.51)
B Cash flow from Investment Activities		
Purchase of Property , Plant and Equipment, Change in Intangible As		-
Sale of Property , Plant and Equipment		-
Non Controlling Interest		-
Purchase/sale of Investments	(300.00)	-
Interest Income	60.32	173.68
Consolidation Adjustments		-
Net Cashflow generated from Investments Activities B	(239.68)	173.68
C Cash flow from Finangiing Activities		
Interest Expenses	(0.02)	(0.52)
Non Controlling Interest		17.25
Proceeds/ (Repayment) toward share capital	-	688.12
(Increase)/Decrease in other non-current assets	(183.70)	(77.01)
(Increase) /Decrease in Long term Loans & Advances (Assets)	(184.19)	(61.25)
Increase /(Decrease) in Borrowings (Liabilities)	3.00	-
Issue of Shares with Security Premium	-	399.11
Net Cashflow generated from Financing Activities C	(364.91)	965.70
Net Change in Cash & Cash Equivalentents (A+B+C)	(239.26)	246.88
Opening Cash & Cash Equivalentents	263.70	16.82
Closing Cash & Cash Equivalentents	24.44	263.70



ASHNISHA INDUSTRIES LIMITED

Unaudited Consolidated Segment - Wise Revenue , Results and Capital Employed

(Rs.In Lakhs)

Particulars	Quarter Ended			Six Month Ended		Year Ended
	30/09/2023	30/06/2023	30/09/2022	30/09/2023	30/09/2022	31/03/2023
	Unaudited	Unaudited	Unaudited	Unaudited	Unaudited	Audited
1. Segment Revenue						
(a) Steel Trading	9.08	0.00	115.31	9.08	167.95	653.28
(b) Trading of Software, Electronic and IT Product.	2.16	37.62	343.90	39.78	542.59	1310.82
(c) Trading of Goods	195.23	217.63	0.00	412.86	0.00	0.00
(d) Others	0.00	0.00	0.00	0.00	0.00	0.00
Total						
Less: Inter Segment Revenue						
Net sales/Income From Operations	206.47	255.25	459.21	461.72	710.54	1964.10
2. Segment Results						
(a) Steel Trading	0.77	0.00	8.12	0.77	15.47	32.28
(b) Trading of Software, Electronic and IT Product.	0.06	0.74	116.30	0.80	126.23	19.48
(c) Trading of Goods	45.53	38.11	0.00	83.64	0.00	0.00
(d) Others	48.58	11.74	11.58	60.32	34.08	173.68
Total						
Less: (i) Other Un-allocable Expenditure net off	-63.98	-19.21	-89.07	-83.18	-127.42	-111.54
Total Profit Before Tax	30.96	31.38	46.93	62.35	48.36	113.90
3. Capital Employed (Segment assets – Segment Liabilities)						
(a) Steel Operation	324.62	274.90	222.56	324.62	222.56	312.40
(b) Trading of Software, Electronic and IT Product.	731.72	727.04	921.00	731.72	921.00	780.86
(c) Trading of Goods	6.49	24.91	0.00	6.49	0.00	0.00
(d) Other Unallocable	4570.00	4585.95	4396.34	4570.00	4396.34	4488.16
Total	5632.82	5612.80	5539.90	5632.82	5539.90	5581.42

