

February 2, 2023

The Manager Listing Department, BSE Limited, Phiroze Jeejeebhoy Towers, Dalal Street, Mumbai- 400 001	The Manager Listing Department, National Stock Exchange of India Limited, Exchange Plaza, 5th Floor, Plot No. C/1, G Block, Bandra-Kurla Complex, Bandra- East, Mumbai- 400 051
Ref:- Scrip Code: 532953	Ref:- Symbol: VGUARD

Dear Madam / Sir,

Sub: - Outcome of Board Meeting and various disclosures under SEBI (Listing Obligations and Disclosure Requirements) Regulations, 2015

This is to inform you that, the Board of Directors of the Company at their meeting held today i.e. Thursday, February 2, 2023, has approved and adopted the unaudited standalone & consolidated financial results of the Company for the quarter ended December 31, 2022. The unaudited financial results, both standalone & consolidated, were reviewed by the members of the Audit Committee in their meeting held on the same day. The Limited Review Report on the Standalone and Consolidated Results submitted by M/s. Price Waterhouse Chartered Accountants LLP, the Statutory Auditors of the Company are also enclosed herewith.


The following decision was also taken by the Board in the meeting:

- Appointment of Mr. Vikas Kumar Tak, as Company Secretary and Compliance Officer of the Company with effect from February 2, 2023. He has been appointed as Key Managerial Personnel as per the provisions of Section 203 of the Companies Act, 2013 (the Act), and SEBI (Listing Obligations and Disclosure Requirements) Regulations, 2015. He has been authorised to determine the materiality of the events and make disclosure of such as per the Regulation 30 of the Listing Regulations. Brief profile of the appointee in terms of Listing Regulations read with SEBI Circular No. CIR/CFD/CMD/4/2015 dated September 9, 2015 is enclosed as Annexure A.
- Ms. Jayasree K, Company Secretary of the Company has resigned from the position with effect from February 2, 2023 due to personal reasons. She will also cease to be a Key Managerial Personnel (KMP) under the provisions of Section 203 and other applicable provisions, if any, of the Act and the Listing Regulations.
- The Nomination and Remuneration Committee in its meeting held on February 1, 2023, approved grant of options to eligible employee(s) under Employee Stock Option Scheme (ESOS) 2013 and the same was approved by the Board of Directors in their meeting held on February 2, 2023. Details of grant approved are as under:

Particulars	Details
Brief details of options	1,23,651 no. of options granted to eligible employee(s) under Employee Stock Option Scheme (ESOS) 2013).

V-GUARD INDUSTRIES LTD.
Regd. office 42/962,
Vennal High School Road,
Vennala, Kochi - 682 028.
CIN: L31200KL1996PLC010010

P +91 484 433 5000, 200 5000
E mail@vguard.in
W www.vguard.in



Whether the scheme is in terms of SEBI (Share Based Employee Benefits and Sweat Equity) Regulations, 2021	The scheme is in due compliance with the terms of SEBI (SBEBS) Regulations, 2021.
Total number of shares covered by these options	Options carry the right to apply for equivalent number of equity shares of the Company at face value of ₹ 1/- each
Vesting period	Options granted will be vested over a period of four years, basis time and performance criteria. Time based options will vest equally over a period of four years and performance options will be vested at the end of the fourth year, subject to achievement of performance criteria.
Time within which may be exercised	6 years from the date of vesting.
Exercise price	₹1/- per option.
Options lapsed or cancelled	If an Employee Stock Option is not vested or expired becomes un-exercisable due to any reason, it shall be available for future Grants, subject to compliance with all Applicable Laws. The Nomination and Remuneration Committee will have powers to re-grant such options.
Brief details of significant terms of ESOS 2013	The ESOS 2013 is administered by the Nomination and Remuneration Committee. Options granted under ESOS 2013 will vest not less than one year and not more than four years from the date of grant of such options. Vesting of options is subject to continued employment with the Company and fulfilment of performance criteria, if any. The Exercise Price shall be determined by the Nomination and Remuneration Committee, from time to time, but shall not be less than face value of the share and not more than the prevailing market value of the shares as on the date of Grant. The Employee Stock Options granted shall be capable of being exercised within a period of six years from the date of vesting of the respective Employee Stock Options

The aforesaid meeting commenced at 11.00 am and concluded at 1.00 pm

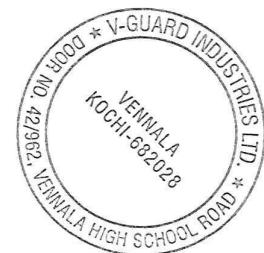
Kindly take the above information on your records.

Thanking you

For V-Guard Industries Limited
MITHUN KOCHOUSEPH
CHITILAPPILLY

Digitally signed by MITHUN
KOCHOUSEPH CHITILAPPILLY
Date: 2023.02.02 13:13:44
+05'30'

Mithun K Chittilappilly
Managing Director
DIN:00027610



Details pertaining to Appointment/ Resignation

SL No.	Particulars		
1.	Name	Mr. Vikas Kumar Tak	Ms. Jayasree K
2.	Reason for change viz., appointment, resignation, removal, death or otherwise	Appointment as Company Secretary of the Company	Resignation due to personal reasons
3.	Date of Appointment/Resignation	February 2, 2023	February 2, 2023
4.	Brief Profile	<p>Mr. Vikas Kumar Tak (F-6618) is a Fellow member of Institute of Company Secretaries of India, Law Graduate and MBA (Finance). He has about 20 years of experience in company secretary functions.</p> <p>Prior to joining V-guard Industries Ltd, he was working with Relaxo Footwears Ltd as Company Secretary and Compliance officer, handling corporate law compliances, employee stock options, investor relations etc. He has worked with orginations like Archies Ltd, Lloyd Insulations (India) Ltd etc in Company Secretary role..</p>	NA
5.	Disclosure of relationship between Directors	NA	NA



STATEMENT OF UNAUDITED STANDALONE FINANCIAL RESULTS FOR THE QUARTER AND NINE MONTHS ENDED 31.12.2022


Sl. No	Particulars	For the three months ended						For the nine months ended		For the year
		31.12.2022	30.09.2022	31.12.2021	31.12.2022	31.12.2021	ended 31.03.2022			
		(Unaudited)	(Unaudited)	(Unaudited)	(Unaudited)	(Unaudited)	(Audited)			
(₹ in lakhs)										
1	Income									
	Revenue from operations	97,722.99	98,107.00	96,088.57	2,96,815.81	2,42,543.64	3,47,666.74			
	Other income	653.85	306.19	274.60	1,443.95	857.94	1,092.26			
	Total income	98,376.84	98,413.19	96,363.17	2,98,259.76	2,43,401.58	3,48,759.00			
2	Expenses									
	Cost of raw materials consumed	27,777.08	29,706.13	40,559.98	91,860.68	96,029.75	1,37,476.66			
	Purchase of stock-in-trade	30,273.65	41,622.45	38,701.66	1,08,826.54	87,430.65	1,17,888.24			
	Decrease / (increase) in inventories of finished goods, work-in-progress and traded goods	12,129.27	(1,334.83)	(12,624.87)	10,413.50	(16,901.60)	(13,969.56)			
	Employee benefits expense	7,631.96	6,500.32	7,498.57	21,884.96	20,331.50	26,688.06			
	Depreciation and amortization expenses	1,549.60	1,400.36	1,343.49	4,240.07	3,517.59	4,750.00			
	Finance costs	231.12	180.95	144.18	584.21	596.10	752.49			
	Other expenses	13,930.60	14,503.28	13,494.66	42,528.74	33,416.63	46,168.34			
	Total expenses	93,523.28	92,578.66	89,117.67	2,80,338.70	2,24,420.62	3,19,754.23			
3	Profit before tax (1-2)	4,853.56	5,834.53	7,245.50	17,921.06	18,980.96	29,004.77			
4	Tax expenses:									
	Current tax	1,149.78	1,262.26	2,190.46	4,416.44	5,805.94	6,901.02			
	Deferred tax expense / (credit)	121.81	257.50	(195.18)	205.61	(444.34)	(575.97)			
	Total tax expenses	1,271.59	1,519.76	1,995.28	4,622.05	5,361.60	6,325.05			
5	Profit for the period / year (3-4)	3,581.97	4,314.77	5,250.22	13,299.01	13,619.36	22,679.72			
6	Other comprehensive (loss) / income									
	Other comprehensive (loss) / income not to be reclassified to profit or loss in subsequent periods, net of tax	-	-	-	-	-	(54.98)			
	Other comprehensive (loss) / income for the period / year net of tax	-	-	-	-	-	(54.98)			
7	Total comprehensive income for the period / year (Comprising Profit for the period / year and Other comprehensive (loss) / income for the period / year (5+6))	3,581.97	4,314.77	5,250.22	13,299.01	13,619.36	22,624.74			
8	Earnings per equity share (EPS) (nominal value of ₹ 1/-each) (not annualised)									
	(a) Basic (₹)	0.83	0.99	1.22	3.08	3.16	5.27			
	(b) Diluted (₹)	0.82	0.99	1.21	3.06	3.14	5.23			

SEGMENT WISE REVENUE, RESULTS, ASSETS AND LIABILITIES

Sl. No	Particulars	For the three months ended			For the nine months ended		For the year
		31.12.2022	30.09.2022	31.12.2021	31.12.2022	31.12.2021	ended 31.03.2022
		(Unaudited)	(Unaudited)	(Unaudited)	(Unaudited)	(Unaudited)	(Audited)
(₹ in lakhs)							
1	Segment Revenue						
	(a) Electronics	19,293.65	22,745.83	19,990.69	72,385.14	56,824.04	81,559.56
	(b) Electricals	43,062.32	41,629.47	42,255.36	1,25,420.57	1,08,935.90	1,59,707.55
	(c) Consumer Durables	35,367.02	33,731.70	33,842.52	99,010.10	76,783.70	1,06,399.63
	Total	97,722.99	98,107.00	96,088.57	2,96,815.81	2,42,543.64	3,47,666.74
	Less : Inter segment revenue	-	-	-	-	-	-
	Revenue from operations	97,722.99	98,107.00	96,088.57	2,96,815.81	2,42,543.64	3,47,666.74
2	Segment Results						
	(a) Electronics	2,090.77	3,405.07	3,408.22	9,898.49	9,484.63	13,900.71
	(b) Electricals	3,654.59	2,121.87	3,342.94	8,551.86	9,756.51	15,206.23
	(c) Consumer Durables	(446.82)	968.12	957.75	902.97	1,214.40	1,709.60
	Total	5,298.54	6,495.06	7,708.91	19,353.32	20,455.54	30,816.54
	(Add) / Less: (i) Finance cost	231.12	180.95	144.18	584.21	596.10	752.49
	(ii) Other un-allocable expense net of un-allocable income	213.86	479.58	319.23	848.05	878.48	1,059.28
	Profit before tax	4,853.56	5,834.53	7,245.50	17,921.06	18,980.96	29,004.77
3	Segment Assets						
	(a) Electronics	32,484.66	32,812.00	35,911.21	32,484.66	35,911.21	38,934.31
	(b) Electricals	47,700.56	48,220.40	56,438.23	47,700.56	56,438.23	59,950.69
	(c) Consumer Durables	60,604.94	71,402.83	73,187.41	60,604.94	73,187.41	71,965.27
	(d) Unallocated	87,248.79	55,612.81	33,333.02	87,248.79	33,333.02	37,382.31
	Total assets	2,28,038.95	2,08,048.04	1,98,869.87	2,28,038.95	1,98,869.87	2,08,232.58
4	Segment Liabilities						
	(a) Electronics	12,664.84	10,268.23	11,313.23	12,664.84	11,313.23	11,398.85
	(b) Electricals	30,097.46	16,827.21	22,411.19	30,097.46	22,411.19	25,458.65
	(c) Consumer Durables	19,213.21	20,707.28	21,038.59	19,213.21	21,038.59	17,000.17
	(d) Unallocated	17,060.94	15,181.82	13,537.20	17,060.94	13,537.20	14,124.03
	Total liabilities	79,036.45	62,984.54	68,300.21	79,036.45	68,300.21	67,981.70

V-GUARD INDUSTRIES LTD.
 Regd. office 42/962,
 Vennala High School Road,
 Vennala, Kochi - 682 028.
 CIN: L31200KL1996PLC010010

P +91 484 433 5000, 200 5000
 E mail@vguard.in
 W www.vguard.in





STATEMENT OF UNAUDITED CONSOLIDATED FINANCIAL RESULTS FOR THE QUARTER AND NINE MONTHS ENDED 31.12.2022

Sl. No	Particulars	For the three months ended			For the nine months ended		(₹ in lakhs)
		31.12.2022	30.09.2022	31.12.2021	31.12.2022	31.12.2021	For the year ended 31.03.2022
		(Unaudited)	(Unaudited)	(Unaudited)	(Unaudited)	(Unaudited)	(Audited)
1	Income						
	Revenue from operations	98,083.84	98,655.27	96,756.60	2,98,590.04	2,44,101.70	3,50,018.59
	Other income	603.40	287.42	250.66	1,380.59	808.34	1,076.36
	Total income	98,687.24	98,942.69	97,007.26	2,99,970.63	2,44,910.04	3,51,094.95
2	Expenses						
	Cost of raw materials consumed	30,407.92	31,289.74	41,705.20	97,753.44	98,884.88	1,41,250.61
	Purchase of stock-in-trade	26,848.50	39,770.58	37,498.88	1,02,418.44	84,756.43	1,14,256.86
	Decrease / (increase) in inventories of finished goods, work-in-progress and traded goods	11,813.36	(1,287.21)	(12,602.58)	9,956.51	(17,245.98)	(14,118.04)
	Employee benefits expense	7,757.94	6,625.89	7,553.44	22,269.22	20,480.78	26,999.53
	Depreciation and amortization expenses	1,668.31	1,499.12	1,379.10	4,536.17	3,622.42	4,914.73
	Finance costs	238.51	185.09	149.63	603.29	612.39	788.06
	Other expenses	14,668.34	14,943.17	13,905.39	44,066.79	34,401.41	47,606.75
	Total expenses	93,402.88	93,026.38	89,589.06	2,81,603.86	2,25,512.33	3,21,698.50
3	Profit before tax (1-2)	5,284.36	5,916.31	7,418.20	18,366.77	19,397.71	29,396.45
4	Tax expenses:						
	Current tax	1,196.17	1,307.26	2,297.46	4,507.83	5,930.94	7,061.02
	Deferred tax expense / (credit)	159.57	242.72	(271.24)	227.01	(419.40)	(508.32)
	Total tax expenses	1,355.74	1,549.98	2,026.22	4,734.84	5,511.54	6,552.70
5	Profit for the period / year (3-4)	3,928.62	4,366.33	5,391.98	13,631.93	13,886.17	22,843.75
6	Other comprehensive (loss) / income						
	Other comprehensive (loss) / income not to be reclassified to profit or loss in subsequent periods, net of tax	-	-	-	-	-	(50.55)
	Other comprehensive (loss) / income for the period / year net of tax	-	-	-	-	-	(50.55)
7	Total comprehensive income for the period / year (Comprising Profit for the period / year and Other comprehensive (loss) / income for the period / year net of tax)	3,928.62	4,366.33	5,391.98	13,631.93	13,886.17	22,793.20
8	Profit for the period / year attributable to:						
	Equity holders of the parent company	3,928.62	4,366.33	5,316.28	13,638.58	13,799.40	22,769.24
	Non controlling interests	-	-	75.70	(6.65)	86.77	74.51
9	Total comprehensive income for the period / year	3,928.62	4,366.33	5,316.28	13,638.58	13,799.40	22,717.54
	Equity holders of the parent company	3,928.62	4,366.33	5,316.28	13,638.58	13,799.40	22,717.54
	Non controlling interests	-	-	75.70	(6.65)	86.77	75.66
10	Earnings per equity share (EPS) (nominal value of ₹ 1/-each) (not annualised)						
	(a) Basic (₹)	0.91	1.01	1.23	3.16	3.21	5.29
	(b) Diluted (₹)	0.90	1.00	1.22	3.13	3.18	5.25

SEGMENT WISE REVENUE, RESULTS, ASSETS AND LIABILITIES

Sl. No	Particulars	For the three months ended			For the nine months ended		(₹ in lakhs)
		31.12.2022	30.09.2022	31.12.2021	31.12.2022	31.12.2021	For the year ended 31.03.2022
		(Unaudited)	(Unaudited)	(Unaudited)	(Unaudited)	(Unaudited)	(Audited)
1	Segment Revenue						
	(a) Electronics	19,135.19	22,745.83	19,990.69	72,226.68	56,824.04	81,559.56
	(b) Electricals	43,581.63	42,177.74	42,923.39	1,27,353.26	1,10,493.96	1,62,059.40
	(c) Consumer Durables	35,367.02	33,731.70	33,842.52	99,010.10	76,783.70	1,06,399.63
	Total	98,083.84	98,655.27	96,756.60	2,98,590.04	2,44,101.70	3,50,018.59
	Less : Inter segment revenue	-	-	-	-	-	-
	Revenue from operations	98,083.84	98,655.27	96,756.60	2,98,590.04	2,44,101.70	3,50,018.59
2	Segment Results						
	(a) Electronics	2,216.48	3,328.61	3,376.46	9,833.42	9,368.49	13,676.37
	(b) Electricals	3,967.07	2,284.25	3,552.85	9,081.72	10,305.69	15,857.82
	(c) Consumer Durables	(446.82)	968.12	957.75	902.97	1,214.40	1,709.60
	Total	5,736.73	6,580.98	7,887.06	19,818.11	20,888.58	31,243.79
	(Add) / Less: (i) Finance cost	238.51	185.09	149.63	603.29	612.39	788.06
	(ii) Other un-allocable expense net of un-allocable income	213.86	479.58	319.23	848.05	878.48	1,059.28
	Profit before tax	5,284.36	5,916.31	7,418.20	18,366.77	19,397.71	29,396.45
3	Segment Assets						
	(a) Electronics	44,795.70	41,431.42	39,305.52	44,795.70	39,305.52	44,583.46
	(b) Electricals	50,912.19	51,167.63	59,483.75	50,912.19	59,483.75	62,879.75
	(c) Consumer Durables	60,775.90	71,402.83	73,187.41	60,775.90	73,187.41	71,965.27
	(d) Unallocated	74,828.96	46,658.74	28,983.29	74,828.96	28,983.29	31,254.21
	Total assets	2,31,312.75	2,10,660.62	2,00,959.97	2,31,312.75	2,00,959.97	2,10,682.69
4	Segment Liabilities						
	(a) Electronics	13,877.03	11,192.99	11,354.51	13,877.03	11,354.51	12,007.32
	(b) Electricals	30,834.38	17,536.98	23,369.88	30,834.38	23,369.88	26,308.51
	(c) Consumer Durables	19,213.21	20,707.28	21,038.59	19,213.21	21,038.59	17,000.17
	(d) Unallocated	17,060.93	15,181.82	13,537.20	17,060.93	13,537.20	14,124.03
	Total liabilities	80,985.55	64,619.07	69,300.18	80,985.55	69,300.18	69,440.03



Notes:

1. The above unaudited standalone and unaudited consolidated financial results have been prepared in accordance with Indian Accounting Standards (Ind AS) as prescribed under section 133 of Companies Act, 2013 read with relevant rules issued thereunder.
2. The above unaudited standalone and unaudited consolidated financial results for the quarter and nine months ended December 31, 2022 were reviewed by the Audit Committee and approved by the Board of Directors and taken on record at the meetings held on February 2, 2023.
3. The consolidated financial results include the results of the following entities:
Parent Company:
 - V-Guard Industries LimitedSubsidiaries:
 - V-Guard Consumer Products Limited
 - Guts Electro-Mech Limited
4. Based on the "management approach" as defined in Ind-AS 108 - Operating Segments, the Chief Operating Decision Maker evaluates the Company's performance and allocates resources based on an analysis of various performance indicators by business segments and segment information is presented accordingly. Accordingly, the management has identified three business segments namely, Electronics, Electricals and Consumer Durables. Electronics includes Stabilizers, Digital UPS, UPS and Solar Inverters; Electricals includes PVC Insulated Cables, Switch Gears, Single Phase Pumps, Three Phase Pumps and Modular Switches; Consumer Durables includes Electric Water Heaters, Solar Water Heaters, Fans, Induction Cooktops, Mixer Grinders, Glasstop Gas Stoves, Rice Cookers, Air Coolers, Breakfast Appliances, Kitchen Hoods and Water Purifiers.
5. The Company's Board of Directors at its meeting held on December 20, 2021 approved a Scheme of Amalgamation amongst the Company, Simon Electric Private Limited and their respective Shareholders and Creditors. The Company is in the process of obtaining necessary approvals from various authorities concerned.
6. The Company's Board of Directors at its meeting held on July 27, 2022 had approved the acquisition of balance 26% of equity shares of Guts Electro-Mech Limited, subsidiary company. During the quarter ended September 30, 2022, the Company has exercised the call option on the balance 26% of equity shares in accordance with the Share Purchase and Subscription Agreement dated August 31, 2017. Consequently, Guts Electro-Mech Limited has become a wholly-owned subsidiary of the Company.
7. Post the quarter ended December 31, 2022, the Company has completed the acquisition of 100% shareholding of Sunflame Enterprises Private Limited on January 12, 2023 for an aggregate consideration of Rs.68,033 lakhs (including deferred consideration of Rs.2,500 lakhs) computed after the closing adjustments relating to working capital and net debt as described in the Share Purchase Agreement dated December 9, 2022. Accordingly, Sunflame Enterprises Private Limited has become a Wholly Owned Subsidiary of the Company with effect from January 12, 2023.
8. Figures for the previous periods have been regrouped and / or reclassified wherever necessary to conform with the current period presentation.

Place: Kochi
Date: 02.02.2023

For V-GUARD INDUSTRIES LIMITED


Managing Director



V-Guard Industries Ltd.

Key highlights

Q3 FY 23 update

₹ in crores

1 P&L Summary

Particulars	Q3 FY 23	Q3 FY 22	Change	Q3 FY 21	Q3 FY 20	CAGR 3 yr
Net Revenue (NR)	980.84	967.57	1.4%	835.04	631.89	15.8%
COGS	690.70	666.02	3.7%	558.66	419.01	
Gross Margin	29.6%	31.2%		33.1%	33.7%	
EBITDA excluding other income	65.88	86.96	-24.2%	120.48	64.74	0.6%
as a % to NR	6.7%	9.0%		14.4%	10.2%	
Other Income (including finance income)	6.03	2.51	140.7%	0.60	2.46	34.9%
EBITDA after other income	71.91	89.47	-19.6%	121.08	67.20	2.3%
as a % to NR	7.3%	9.2%		14.5%	10.6%	
PBT	52.84	74.18	-28.8%	110.11	58.46	-3.3%
as a % to NR	5.4%	7.7%		13.2%	9.3%	
PAT	39.29	53.92	-27.1%	78.25	44.24	-3.9%
as a % to NR	4.0%	5.6%		9.4%	7.0%	

2 South/ Non South Growth

Region	Q3 FY 23	Contribution (%)	Q3 FY 22	Contribution (%)	YoY growth	Q3 FY 21	Q3 FY 20	CAGR 3 yr
South	533.93	54.4%	563.29	58.2%	-5.2%	490.79	391.32	10.9%
Non-South	446.91	45.6%	404.28	41.8%	10.5%	344.25	240.57	22.9%
Total Revenue	980.84	100%	967.57	100%	1.4%	835.04	631.89	15.8%

3 Segment wise Analysis

Products	Q3 FY 23	Contribution (%)	Q3 FY 22	Contribution (%)	Change	Q3 FY 21	Q3 FY 20	CAGR 3 yr
Segment Revenue:								
Electronics	191.35	19.5%	199.91	20.7%	-4.3%	207.44	153.79	7.6%
Electricals	435.82	44.4%	429.23	44.4%	1.5%	363.48	276.15	16.4%
Consumer Durables	353.67	36.1%	338.43	35.0%	4.5%	264.12	201.96	20.5%
Grand Total	980.84	100%	967.57	100%	1.4%	835.04	631.89	15.8%
Segment Results:								
Electronics	22.16	38.6%	33.76	42.8%	-34.4%	51.20	24.43	-3.2%
Electricals	39.67	69.2%	35.53	45.0%	11.7%	33.06	22.85	20.2%
Consumer Durables	(4.47)	-7.8%	9.58	12.1%	-146.7%	26.43	11.32	-173.4%
Grand Total	57.37	100%	78.87	100%	-27.3%	110.70	58.60	-0.7%
Segment Margins								
Electronics	11.6%		16.9%		-5.3%	24.7%	15.9%	
Electricals	9.1%		8.3%		0.8%	9.1%	8.3%	
Consumer Durables	-1.3%		2.8%		-4.1%	10.0%	5.6%	
Grand Total	5.8%		8.2%		-2.3%	13.3%	9.3%	

4 Other Financial Highlights *

	Q3 FY 23	Q3 FY 22
Debtor Days	34	38
Inventory days	92	134
Creditor Days	56	71
Working capital turnover	70	101
RoE	15.0%	17.1%
RoCE	17.0%	22.0%

* Based on trailing twelve months



5 P&L Summary

₹ in crores


Particulars	9M FY 23	9M FY 22	Change	9M FY 21	9M FY 20	CAGR 3 yr
Net Revenue	2,985.90	2,441.02	22.3%	1,866.04	1,961.81	15.0%
COGS	2,101.28	1,663.95	26.3%	1,268.96	1,303.35	
Gross Margin	29.6%	31.8%		32.0%	33.6%	
EBITDA excluding other income	221.26	228.24	-3.1%	216.67	223.03	-0.3%
as a % to NR	7.4%	9.4%		11.6%	11.4%	
Other Income (including finance income)	13.81	8.08	70.8%	1.84	9.46	13.4%
EBITDA after other income	235.06	236.33	-0.5%	218.51	232.49	0.4%
as a % to NR	7.9%	9.7%		11.7%	11.9%	
PBT	183.67	193.98	-5.3%	188.33	207.32	-4.0%
as a % to NR	6.2%	7.9%		10.1%	10.6%	
PAT	136.32	138.86	-1.8%	201.89	156.02	-4.4%
as a % to NR	4.6%	5.7%		10.8%	8.0%	

6 South/ Non South Growth

Region	9M FY 23	Contribution (%)	9M FY 22	Contribution (%)	YoY growth	9M FY 21	9M FY 20	CAGR 3 yr
South	1,639.21	54.9%	1,434.82	58.8%	14.2%	1,109.96	1,167.93	12.0%
Non-South	1,346.69	45.1%	1,006.20	41.2%	33.8%	756.08	793.88	19.3%
Total Revenue	2,985.90	100%	2,441.02	100%	22.3%	1,866.04	1,961.81	15.0%

7 Segment wise Analysis

Products	9M FY 23	Contribution (%)	9M FY 22	Contribution (%)	Change	9M FY 21	9M FY 20	CAGR 3 yr
Segment Revenue:								
Electronics	722.27	24.2%	568.24	23.3%	27.1%	516.11	604.20	6.1%
Electricals	1,273.53	42.7%	1,104.94	45.3%	15.3%	836.95	827.29	15.5%
Consumer Durables	990.10	33.2%	767.84	31.5%	28.9%	512.99	530.32	23.1%
Grand Total	2,985.90	100%	2,441.02	100%	22.3%	1,866.04	1,961.81	15.0%
Segment Results:								
Electronics	98.33	49.6%	93.68	44.8%	5.0%	91.09	102.42	-1.3%
Electricals	90.82	45.8%	103.06	49.3%	-11.9%	67.68	66.72	10.8%
Consumer Durables	9.03	4.6%	12.14	5.8%	-25.6%	31.35	36.39	-37.2%
Grand Total	198.18	100%	208.89	100%	-5.1%	190.13	205.54	-1.2%
Segment Margins								
Electronics	13.6%		16.5%		-2.9%	17.6%	17.0%	
Electricals	7.1%		9.3%		-2.2%	8.1%	8.1%	
Consumer Durables	0.9%		1.6%		-0.7%	6.1%	6.9%	
Grand Total	6.6%		8.6%		-1.9%	10.2%	10.5%	



Price Waterhouse Chartered Accountants LLP

Independent Auditors' Review Report on the Unaudited Standalone Financial Results

To
The Board of Directors
V-Guard Industries Limited,
42/962, Vennala High School Road,
Vennala P.O., Kochi,
Kerala – 682 028

1. We have reviewed the unaudited standalone financial results of V-Guard Industries Limited (the "Company") for the quarter ended December 31, 2022 and the year to date results for the period April 1, 2022 to December 31, 2022, which are included in the accompanying 'Statement of Unaudited Standalone Financial Results for the quarter and nine months ended 31.12.2022' (the "Standalone Financial Results"). The Standalone Financial Results has been prepared by the Company pursuant to Regulation 33 of the SEBI (Listing Obligations and Disclosure Requirements) Regulations, 2015, as amended (the "Listing Regulations"), which has been initialled by us for identification purposes.
2. This Standalone Financial Results, which is the responsibility of the Company's Management and approved by the Board of Directors, has been prepared in accordance with the recognition and measurement principles laid down in Indian Accounting Standard 34 "Interim Financial Reporting" ("Ind AS 34"), prescribed under Section 133 of the Companies Act, 2013, and other accounting principles generally accepted in India. Our responsibility is to express a conclusion on the Standalone Financial Results based on our review.
3. We conducted our review of the Standalone Financial Results in accordance with the Standard on Review Engagements (SRE) 2410 "Review of Interim Financial Information Performed by the Independent Auditor of the Entity", issued by the Institute of Chartered Accountants of India. This Standard requires that we plan and perform the review to obtain moderate assurance as to whether the Standalone Financial Results is free of material misstatement. A review of interim financial information consists of making inquiries, primarily of persons responsible for financial and accounting matters, and applying analytical and other review procedures. A review is substantially less in scope than an audit conducted in accordance with Standards on Auditing and consequently does not enable us to obtain assurance that we would become aware of all significant matters that might be identified in an audit. Accordingly, we do not express an audit opinion.
4. Based on our review conducted as above, nothing has come to our attention that causes us to believe that the Standalone Financial Results has not been prepared in all material respects in accordance with the recognition and measurement principles laid down in the aforesaid Indian Accounting Standard and other accounting principles generally accepted in India and has not disclosed the information required to be disclosed in terms of Regulation 33 of the Listing Regulations including the manner in which it is to be disclosed, or that it contains any material misstatement.

Price Waterhouse Chartered Accountants LLP, 5th Floor, Tower 'D', The Millenia, 1 & 2 Murphy Road, Ulsoor
Bangalore - 560 008
T: +91 (80) 4079 5000, F: +91 (80) 4079 5222

Registered office and Head office: Sucheta Bhawan, 11A Vishnu Digambar Marg, New Delhi 110 002

Price Waterhouse (a Partnership Firm) converted into Price Waterhouse Chartered Accountants LLP (a Limited Liability Partnership with LLP identity no: LLPIN AAC-5001) with effect from July 25, 2014. Post its conversion to Price Waterhouse Chartered Accountants LLP, its ICAI registration number is 012754N/N500016 (ICAI registration number before conversion was 012754N)

Price Waterhouse Chartered Accountants LLP

Independent Auditors' Review Report on the Unaudited Standalone Financial Results
Page 2 of 2

5. (a) The Standalone Financial Results of the Company for the quarter ended December 31, 2021 and the year to date results for the period April 1, 2021 to December 31, 2021 were reviewed by another firm of chartered accountants who issued their unmodified conclusion, vide their report dated February 2, 2022.

(b) The Standalone Financial Statements of the Company for the year ended March 31, 2022 was audited by another firm of Chartered Accountants, who issued an unmodified opinion vide their report dated May 19, 2022.

Our conclusion is not modified in respect of these matters.

For Price Waterhouse Chartered Accountants LLP
Firm Registration Number: 012754N/N500016

AMIT KUMAR
AGRAWAL

Digitally signed by AMIT KUMAR
AGRAWAL
Date: 2023.02.02 12:26:08 +05'30'

Amit Kumar Agrawal

Membership Number: 064311
UDIN : 23064311BGYDKQ2068

Place : Bengaluru
Date : February 2, 2023

Price Waterhouse Chartered Accountants LLP

Independent Auditors' Review Report on the Unaudited Consolidated Financial Results

To
The Board of Directors
V-Guard Industries Limited,
42/962, Vennala High School Road,
Vennala P.O., Kochi,
Kerala – 682 028

1. We have reviewed the unaudited consolidated financial results of V-Guard Industries Limited (the "Parent"), its subsidiaries (the parent and its subsidiaries hereinafter referred to as the "Group"), (refer Note 3 to the Consolidated Financial Results) for the quarter ended December 31, 2022 and the year to date results for the period April 1, 2022 to December 31, 2022 which are included in the accompanying 'Statement of Unaudited Consolidated Financial Results for the quarter and nine months ended 31.12.2022' (the "Consolidated Financial Results"). The Consolidated Financial Results is being submitted by the Parent pursuant to the requirement of Regulation 33 of the SEBI (Listing Obligations and Disclosure Requirements) Regulations, 2015, as amended (the "Listing Regulations"), which has been initialled by us for identification purposes.
2. This Consolidated Financial Results, which is the responsibility of the Parent's Management and has been approved by the Parent's Board of Directors, has been prepared in accordance with the recognition and measurement principles laid down in Indian Accounting Standard 34 "Interim Financial Reporting" ("Ind AS 34"), prescribed under Section 133 of the Companies Act, 2013, and other accounting principles generally accepted in India. Our responsibility is to express a conclusion on the Consolidated Financial Results based on our review.
3. We conducted our review of the Consolidated Financial Results in accordance with the Standard on Review Engagements (SRE) 2410 "Review of Interim Financial Information Performed by the Independent Auditor of the Entity", issued by the Institute of Chartered Accountants of India. This Standard requires that we plan and perform the review to obtain moderate assurance as to whether the Consolidated Financial Results is free of material misstatement. A review of interim financial information consists of making inquiries, primarily of persons responsible for financial and accounting matters, and applying analytical and other review procedures. A review is substantially less in scope than an audit conducted in accordance with Standards on Auditing and consequently does not enable us to obtain assurance that we would become aware of all significant matters that might be identified in an audit. Accordingly, we do not express an audit opinion.
4. We also performed procedures in accordance with the circular issued by the SEBI under Regulation 33(8) of the Listing Regulations, to the extent applicable.
5. The Consolidated Financial Results includes the results of the following entities:

Parent Company
V-Guard Industries Limited

Subsidiaries:
V-Guard Consumer Products Limited
Guts Electro-Mech Limited

Price Waterhouse Chartered Accountants LLP, 5th Floor, Tower 'D', The Millenia, 1 & 2 Murphy Road, Ulsoor
Bangalore - 560 008
T: +91 (80) 4079 5000, F: +91 (80) 4079 5222

Registered office and Head office: Sucheta Bhawan, 11A Vishnu Digambar Marg, New Delhi 110 002

Price Waterhouse (a Partnership Firm) converted into Price Waterhouse Chartered Accountants LLP (a Limited Liability Partnership with LLP identity no: LLPIN AAC-5001) with effect from July 25, 2014. Post its conversion to Price Waterhouse Chartered Accountants LLP, its ICAI registration number is 012754N/N500016 (ICAI registration number before conversion was 012754N)

Price Waterhouse Chartered Accountants LLP

Independent Auditors' Review Report on the Unaudited Consolidated Financial Results
Page 2 of 2

6. Based on our review conducted and procedures performed as stated in paragraphs 3 and 4 above and based on the consideration of the review report of other auditors referred to in paragraph 7 below, nothing has come to our attention that causes us to believe that the accompanying Consolidated Financial Results has not been prepared in all material respects in accordance with the recognition and measurement principles laid down in the aforesaid Indian Accounting Standard and other accounting principles generally accepted in India and has not disclosed the information required to be disclosed in terms of Regulation 33 of the Listing Regulations, including the manner in which it is to be disclosed, or that it contains any material misstatement.
7. We did not review the financial results of a subsidiary included in the Consolidated Financial Results, whose financial results reflect total revenues of Rs.1,523.01 lakhs and Rs.5,139.85 lakhs, total net profit after tax of Rs.145.09 lakhs and Rs.260.12 lakhs and total comprehensive income of Rs.145.67 lakhs and Rs.259.78 lakhs, for the quarter ended December 31, 2022 and for the period from April 1, 2022 to December 31, 2022, respectively, as considered in the Consolidated Financial Results. These financial results have been reviewed by other auditors in accordance with SRE 2410 "Review of Interim Financial Information Performed by the Independent Auditor of the Entity" and their report, vide which they have issued an unmodified conclusion, have been furnished to us by the Management and our conclusion on the Statement, in so far as it relates to the amounts and disclosures included in respect of that subsidiary, is based solely on the report of the other auditors and the procedures performed by us as stated in paragraphs 3 and 4 above.

Our conclusion on the Consolidated Financial Results is not modified in respect of the above matter.
8. (a) The comparative figures of the Group as set out in the Consolidated Financial Results for the quarter ended December 31, 2021 and the year to date results for the period April 1, 2021 to December 31, 2021 were reviewed by another firm of Chartered Accountants who, vide their report dated February 2, 2022 expressed an unmodified conclusion on the same.

(b) The Consolidated Financial Statements of the Company for the year ended March 31, 2022, were audited by another firm of chartered accountants under the Companies Act, 2013 who, vide their report dated May 19, 2022, expressed an unmodified opinion on those financial statements.

Our conclusion on the Consolidated Financial Results is not modified in respect of the above matters.

For Price Waterhouse Chartered Accountants LLP
Firm Registration Number: 012754N/N500016

AMIT KUMAR
AGRAWAL

Digitally signed by AMIT KUMAR
AGRAWAL
Date: 2023.02.02 12:25:00 +05'30'

Amit Kumar Agrawal
Partner
Membership Number: 064311
UDIN: 23064311BGYDKR8978

Place : Bengaluru
Date : February 2, 2023

V-Guard's Q3 FY 2022-23 Revenue grows by 1.4% Y-o-Y, up 22.3% YTD

V-Guard Industries Ltd., a leading Consumer Electricals and Electronics Company announced its unaudited financial results for the quarter ended December 31, 2022.

Q3 FY 2022-23 highlights:

- Consolidated Net Revenue from operations for the quarter ended December 31, 2022 is Rs. 980.84 crs; a growth of 1.4% over the revenue recorded in the corresponding period of the previous year (Rs. 967.57 crs).
- Consolidated Profit After Tax for the quarter is Rs. 39.29 crs as against Rs. 53.92 crs in corresponding period of the previous year.
- Consolidated Net Revenue from operations for the nine months ended December 31, 2022 is Rs. 2,985.90 crores; a growth of 22.3% over the revenue recorded in corresponding period of the previous year (Rs. 2,441.02 crs).
- Consolidated Profit After Tax for the nine months ended December 31, 2022 is Rs. 136.32 crs as against Rs. 138.86 crs in corresponding period of the previous year.

Business Outlook:

Commenting on the company's performance, **Mr. Mithun. K. Chittilappilly, Managing Director, V-Guard Industries Ltd** said "Turnover growth for Q3 was 1.4% Y-o-Y due to a high base, while the CAGR for the past three years is at 15.8%. The Durables segment continues to grow well. We are making sustained progress in growing the business in the non-south markets. Our A&P spends have returned to normal levels after two years of lower spending during Covid. Margins are still lower than pre-Covid levels especially in Durables, as were holding more than normal inventories at a higher cost. With inventory levels having come down, we should see margins reverting to pre-Covid levels in the next 1-2 quarters."

