



To
BSE Limited
Phiroze Jeejeebhoy Towers,
Dalal Street, Mumbai- 400001

Scrip code: 530577

Subject: Submission of Un-audited Financial Results (Standalone and Consolidated) for the quarter and half year ended 30th September, 2024

Dear Sir,

In compliance with Regulation 30 and 33 of Securities and Exchange Board of India (Listing Obligations and Disclosure Requirements) Regulations, 2015, this is to inform that the Board of Directors of the Company at their meeting held on **Friday, 08th November, 2024**, has approved the Un-Audited Financial Results (Standalone and Consolidated) for the second quarter and half year ended 30th September, 2024 along with Limited Review Report of the Statutory Auditors, which is enclosed herewith **Annexure**.

The said results will also be placed on the website of the Company at <https://www.ladderup.com/investor-relations-financial-results.htm>

The Meeting commenced at 5:45 P.M. and concluded at 7.30 P.M.

Kindly take the same on your records.

For Ladderup Finance Limited

Dhiraj Gupta
Company Secretary and Compliance Officer

Date: 08th November, 2024

Place: Mumbai

Encl: As above

Ladderup Finance Limited

Redg. & Corp. Office: 102-A,
1st Floor, Hallmark Business Plaza,
Sant Dyaneshwar Marg,
Near Gurunanak Hospital
Bandra (East), Mumbai – 400 051

Tel.: 91-22-42 46 6363,
Fax: 91-22-42 46 6364,
E-Mail: info@ladderup.com
Website: www.ladderup.com
CIN:L67120MH1993PLC074278

Shah Gupta & Co.

Chartered Accountants

38, Bombay Mutual Building,
2nd Floor, Dr. D N Road, Fort,
Mumbai – 400 001


Tel: + 91(22) 2262 3000
+ 91(22) 4085 1000
Email contact@shahgupta.com
Web: www.shahgupta.com


INDEPENDENT AUDITORS' REVIEW REPORT

The Board of Directors
Ladderup Finance Limited
Mumbai

1. We have reviewed the accompanying statement of unaudited standalone financial results of **Ladderup Finance Limited** ("the Company") for the quarter and half year ended September 30, 2024 ("the statement") attached herewith, being submitted by the Company pursuant to the requirement of Regulation 33 of the SEBI (Listing Obligations and Disclosure Requirements) Regulations, 2015 as amended ("the Regulations").
2. This Statement, which is the responsibility of the Company's Management and approved by the Company's Board of Directors, has been prepared in accordance with the recognition and measurement principles laid down in the Indian Accounting Standard 34 "Interim Financial Reporting", prescribed under section 133 of the Companies Act, 2013 as amended, read with relevant rules issued thereunder and other accounting principles generally accepted in India and is in compliance with the presentation and disclosure requirements of Regulation 33 of the SEBI (Listing Obligations and Disclosure Requirements) Regulations, 2015 (as amended), including relevant circulars issued by the SEBI from time to time. Our responsibility is to issue a report on the statement based on our review.
3. We conducted our review of the statement in accordance with the Standard on Review Engagements (SRE) 2410 "Review of Interim Financial Information Performed by the Independent Auditor of the Entity", issued by the Institute of Chartered Accountants of India. This standard requires that we plan and perform the review to obtain moderate assurance as to whether the financial statements are free of material misstatement. A review of interim financial information consists of making inquiries, primarily of persons responsible for financial and accounting matters, and applying analytical and other review procedures. A review is substantially less in scope than an audit conducted in accordance with Standards on Auditing and consequently, does not enable us to obtain assurance that we would become aware of all significant matters that might be identified in an audit. Accordingly, we do not express an audit opinion.
4. Based on our review conducted and procedure performed as stated in paragraph 3 above, nothing has come to our attention that causes us to believe that the accompanying statement, prepared in accordance with the recognition and measurement principles laid down in the Indian Accounting Standard specified under Section 133 of the Act, as amended, read with relevant rules issued there under and other accounting principles generally accepted in India, has not disclosed the information required to be disclosed in terms of Regulation 33, including the manner in which it is to be disclosed, or that it contains any material misstatement.

For **SHAH GUPTA & Co.**
Chartered Accountants
Firm Registration No. G-109574W


Vedula Prabhakar Sharma
Partner
Membership No.: I23088
UDIN:24123088BKARQS2602



Place: Mumbai
Date: November 08, 2024



Ladderup

Engineering Growth

LADDERUP FINANCE LIMITED

Regd. Off.: A-102, 1st Floor, Hallmark Business Plaza, Sant Dyaneshwar Marg, Near Gurunanak Hospital, Bandra (East), Mumbai - 400 051, India.

CIN : L67120MH1993PLC074278

Statement of Unaudited Standalone Financial Results for the Quarter and Half Year Ended 30th September, 2024

(₹ In lakh except EPS)

| Sr. No. | Particulars | Quarter ended | | | Year ended | |
|------------|--|-----------------|-----------------|-----------------|-----------------|-----------------|
| | | 30.09.2024 | 30.06.2024 | 30.09.2023 | 30.09.2024 | 31.03.2024 |
| | | Unaudited | Unaudited | Unaudited | Unaudited | Audited |
| 1. | Revenue from operations | | | | | |
| a. | Interest income | 72.49 | 13.41 | 20.70 | 85.90 | 69.42 |
| b. | Dividend income | 9.71 | 1.80 | 9.46 | 11.51 | 13.71 |
| c. | Net gain on fair value changes of financial assets | 6.32 | - | - | 6.32 | - |
| | Total revenue from operations | 88.52 | 15.21 | 30.16 | 103.73 | 83.13 |
| 2. | Other income | - | - | - | - | 0.85 |
| | Total income (1+2) | 88.52 | 15.21 | 30.16 | 103.73 | 83.98 |
| 3. | Expenses | | | | | |
| a. | Finance costs | 42.85 | 30.04 | 6.17 | 72.88 | 51.08 |
| b. | Employee benefits expenses | 28.81 | 28.06 | 28.76 | 56.87 | 109.37 |
| c. | Impairment of financial instruments | (135.72) | - | - | (135.72) | - |
| d. | Depreciation and amortization | 1.58 | 1.61 | 1.89 | 3.19 | 7.37 |
| e. | Other expenses | 33.45 | 13.58 | 6.81 | 47.03 | 27.83 |
| | Total expenses | (29.02) | 73.29 | 43.63 | 44.26 | 195.65 |
| 4. | Profit/(Loss) before tax (1+2-3) | 117.55 | (58.08) | (13.47) | 59.48 | (111.67) |
| 5. | Less: Tax expense | | | | | |
| | - Current tax | 109.86 | - | 8.86 | 109.86 | - |
| | - Reversal of MAT credit entitlement | - | - | - | - | 517.78 |
| | - Deferred tax | 37.60 | (0.45) | 13.33 | 37.15 | 3.42 |
| | - Short/ (Excess) Provision of Tax | - | - | - | - | - |
| 6. | Net Loss after tax (4-5) | (29.91) | (57.63) | (35.66) | (87.53) | (632.87) |
| 7. | Other comprehensive Income | | | | | |
| | Items that will not be reclassified subsequently to profit or loss (net of tax): | | | | | |
| a) | Changes in fair value of equity instruments | 244.17 | 982.05 | 101.93 | 1,226.22 | 1,263.74 |
| b) | Remeasurement of employment benefit obligation | 0.20 | 0.20 | 0.27 | 0.39 | 0.79 |
| | Total other comprehensive Income/(loss), net of taxes | 244.38 | 982.23 | 102.20 | 1,226.62 | 1,264.53 |
| 8. | Total comprehensive income (6+7) | 214.47 | 924.60 | 66.54 | 1,139.09 | 631.66 |
| 9. | Paid-up equity share capital (face value ₹ 10 each) | 1,060.25 | 1,285.26 | 1,285.26 | 1,060.25 | 1,285.26 |
| 10. | Other equity | - | - | - | - | 5,273.01 |
| 11. | Earnings per equity share (face value ₹ 10 each)* | | | | | |
| a) | Basic (in ₹) | (0.24) | (0.45) | (0.28) | (0.68) | (4.92) |
| b) | Diluted (in ₹) | (0.24) | (0.45) | (0.28) | (0.68) | (4.92) |

* Earnings per share for the interim period is not annualised





Ladderup

Engineering Growth

LADDERUP FINANCE LIMITED

Regd. Off.: A-102, 1st Floor, Hallmark Business Plaza, Sant Dyaneshwar Marg, Near Gurunanak Hospital, Bandra (East), Mumbai - 400 051, India.

CIN : L67120MH1993PLC074278

Notes:

- 1 The above standalone financial results have been reviewed by the Audit Committee and approved by the Board of Directors at its meeting held on November 08, 2024.
- 2 The above standalone financial results for the quarter and half year ended September 30, 2024 are prepared in accordance with the Indian Accounting Standards (Ind-AS) as prescribed under Section 133 of the Companies Act, 2013 read with Rule 3 of the Companies (Indian Accounting Standards) Rules, 2015, as amended.
- 3 The Code on Social Security, 2020 (Code) relating to employee benefits during employment and post-employment benefits has received Presidential assent in September 2020. The Code has been published in the Gazette of India. However, the date on which the Code comes into effect has not been notified. The Holding Company will assess the impact of the Code when it comes into effect and will record any related impact in the period of the Code becomes effective.
- 4 The shareholders by way of a special resolution through postal ballot, approved the proposal of Buy Back of equity shares of the Company on August 26, 2024, as recommended by its Board of Directors. The buyback was offered to the shareholders as on record date i.e. September 06, 2024, on proportionate basis through the tender offer route. The tendering period was from September 11, 2024 to September 19, 2024. The Company has bought back 22,50,123 equity shares at ₹ 44 per share resulting in cash outflow of ₹ 990.05 lakh (excluding Income tax and expenses on buyback). The settlement of all valid bids and extinguishment of equity shares bought back were completed on September 30, 2024. Accordingly the equity share capital was reduced by ₹ 225.01 lakh and the premium on buy-back of ₹ 765.04 lakh is adjusted against securities premium reserve.
- 5 The segment reporting of the Company has been prepared in accordance with Ind AS - 108 on "Operating Segment" (Refer - Annexure 1)
- 6 Pursuant to Regulation 33 of the SEBI (Listing and Other Disclosures Requirement) Regulation 2015, the standalone results of the Company are available on the website of the Company www.ladderup.com & on the website of BSE www.bseindia.com.
- 7 Corresponding figures of the previous periods / year have been regrouped or rearranged, wherever considered necessary.

For and on behalf of the Board


Sunil Goyal
DIN 00503570
Managing Director



Place : Mumbai
Date : 08th November, 2024



Ladderup

Engineering Growth

(Annexure 1)

(₹ In lakh)

| Particulars | Standalone | | | | | |
|---|---------------|----------------|----------------|-----------------|----------------|-----------------|
| | Quarter Ended | | | Half year ended | | Year ended |
| | 30.09.2024 | 30.06.2024 | 30.09.2023 | 30.09.2024 | 30.09.2023 | 31.03.2024 |
| Unaudited | Unaudited | Unaudited | Unaudited | Unaudited | Audited | |
| Segment revenue: | | | | | | |
| i) Investment activities | 16.03 | 1.80 | 9.46 | 17.83 | 10.62 | 13.71 |
| ii) Finance activities | 72.49 | 13.41 | 20.70 | 85.90 | 38.73 | 69.42 |
| Total segment revenue | 88.52 | 15.21 | 30.16 | 103.73 | 49.35 | 83.13 |
| Less : Inter segment revenue | - | - | - | - | - | - |
| Net income from operations | 88.52 | 15.21 | 30.16 | 103.73 | 49.35 | 83.13 |
| Segment results : | | | | | | |
| i) Investment activities | 16.03 | 1.80 | 9.46 | 17.83 | 10.62 | 13.71 |
| ii) Finance activities | 29.64 | (16.63) | 14.53 | 13.01 | 28.62 | 18.35 |
| Total | 45.68 | (14.83) | 23.98 | 30.85 | 39.23 | 32.07 |
| Add : Unallocable income | | | | | | |
| Less : Unallocable expenses | (71.86) | 43.25 | 37.46 | (28.63) | 73.30 | 143.74 |
| Total profit/(loss) before tax | 117.54 | (58.08) | (13.48) | 59.47 | (34.07) | (111.67) |
| Other comprehensive income | | | | | | |
| i) Investment activities | 244.17 | 982.05 | 101.93 | 1,226.22 | 678.61 | 1,263.74 |
| Capital Employed | | | | | | |
| (Segment assets - segment liabilities) | | | | | | |
| i) Investment & finance activities (note -1) | 6,707.27 | 7,482.88 | 6,554.32 | 6,707.27 | 6,554.32 | 6,558.27 |

Notes:

- Fixed assets and other assets used in the Company's operations or liabilities contracted have not been identified to the reportable segments, as the assets are used interchangeably between segments. Hence, it is not practicable to provide segment disclosures relating to total assets and liabilities for investment and finance activity.

For and on behalf of the Board

Sunil Goyal
DIN 00503570
Managing Director



Place : Mumbai
Date : 08th November, 2024

Shah Gupta & Co.

Chartered Accountants

38, Bombay Mutual Building,
2nd Floor, Dr. D N Road, Fort,
Mumbai – 400 001

Tel: + 91(22) 2262 3000
+ 91(22) 4085 1000
Email contact@shahgupta.com
Web: www.shahgupta.com

INDEPENDENT AUDITORS' REVIEW REPORT

The Board of Directors
Ladderup Finance Limited
Mumbai

1. We have reviewed the accompanying statement of consolidated unaudited financial results of **Ladderup Finance Limited** ("the Holding") and its subsidiary (including joint venture of the subsidiary) ("the Holding" and its subsidiary together referred to as "the Group"), and its share of the net profit after tax and total comprehensive income of its joint venture (including subsidiary of the joint venture) for the quarter and half year ended September 30, 2024 ("the statement"), being submitted by the Holding Company pursuant to the requirement of Regulation 33 of the SEBI (Listing Obligations and Disclosure Requirements) Regulations, 2015, as amended ('the Regulations').
2. This Statement, which is the responsibility of the Holding's Management and approved by the Holding's Board of Directors, has been prepared in accordance with the recognition and measurement principles laid down in the Indian Accounting Standard 34 "Interim Financial Reporting", prescribed under section 133 of the Companies Act, 2013 as amended, read with relevant rules issued thereunder and other accounting principles generally accepted in India and is in compliance with the presentation and disclosure requirements of Regulation 33 of the SEBI (Listing Obligations and Disclosure Requirements) Regulations, 2015 (as amended), including relevant circulars issued by the SEBI from time to time. Our responsibility is to issue a report on the statement based on our review.
3. We conducted our review of the statement in accordance with the Standard on Review Engagements (SRE) 2410 "Review of Interim Financial Information Performed by the Independent Auditor of the Entity", issued by the Institute of Chartered Accountants of India. A review of interim financial information consists of making inquiries, primarily of persons responsible for financial and accounting matters, and applying analytical and other review procedures. A review is substantially less in scope than an audit conducted in accordance with Standards on Auditing and consequently does not enable us to obtain assurance that we would become aware of all significant matters that might be identified in an audit. Accordingly, we do not express an audit opinion.

We also performed procedures in accordance with the circular issued by the SEBI under Regulation 33 (8) of the SEBI (Listing Obligations and Disclosure Requirements) Regulations, 2015, as amended, to the extent applicable.
4. The Statement includes the results of following entities:
 - i. Ladderup Wealth Management Private Limited, subsidiary company
 - ii. Waterproof Corporation Private Limited, joint venture
 - iii. Ladderup Wealth International Limited, joint venture of the subsidiary
 - iv. Shree Vinayak Organics (I) Private Limited, subsidiary of the joint venture
5. Based on our review conducted and procedure performed as stated in paragraph 3 above, nothing has come to our attention that causes us to believe that the accompanying statement, prepared in accordance with the recognition and measurement principles laid down in the Indian Accounting Standards specified under Section 133 of the Act, as amended, read with relevant rules issued there under and other accounting principles generally accepted in India, has not disclosed the information required to be disclosed in terms of Regulations 33 of SEBI (Listing Obligations and Disclosure Requirements) Regulation, 2015, as amended, including the manner in which it is to be disclosed, or that it contains any material misstatement.




Shah Gupta & Co.
Chartered Accountants

6. The Statement also includes the Group's share of net loss after tax of ₹ 28.60 Lakh and ₹ 48.85 Lakh and total comprehensive loss of ₹ 28.60 Lakh and ₹ 48.85 Lakh for the quarter and half year ended September 30, 2024, respectively, as considered in the Statement of the joint venture of the subsidiary which is certified and furnished to us by the Management, and our conclusion on the Statement, in so far as it relates to the amounts and disclosures included in respect of joint venture to the extent, has been derived from such management certified financial information. According to the information and explanations given to us by the Management, these interim financial information are not material to the Group.

For **SHAH GUPTA & Co.**

Chartered Accountants

Firm Registration No.: 109574W



Vedula Prabhakar Sharma

Partner

Membership No.: 123088

UDIN: 24123088BKARQT6595



Place: Mumbai

Date: November 08, 2024



Ladderup

Engineering Growth

LADDERUP FINANCE LIMITED

Regd. Off.: A-102, 1st Floor, Hallmark Business Plaza, Sant Dyaneshwar Marg, Near Gurunanak Hospital, Bandra (East), Mumbai - 400 051, India.

CIN : L67120MH1993PLC074278

Statement of Unaudited Consolidated Financial Results for the Quarter and Half Year Ended 30th September, 2024

(₹ in lakh except EPS)

| Sr. No. | Particulars | Quarter ended | | | Half year ended | | Year Ended |
|------------|---|-----------------|-----------------|-----------------|-----------------|-----------------|-----------------|
| | | 30.09.2024 | 30.06.2024 | 30.09.2023 | 30.09.2024 | 30.09.2023 | 31.03.2024 |
| | | Unaudited | Unaudited | Unaudited | Unaudited | | Audited |
| 1. | Revenue from operations | | | | | | |
| a. | Interest income | 74.44 | 15.35 | 23.23 | 89.79 | 43.43 | 78.79 |
| b. | Dividend income | 9.71 | 1.80 | 9.46 | 11.51 | 10.62 | 13.71 |
| c. | Fees and commission income | 417.38 | 354.63 | 245.88 | 772.01 | 467.98 | 1,071.57 |
| d. | Net gain on fair value changes of financial assets | 16.57 | 2.69 | 3.42 | 19.27 | 7.29 | 14.16 |
| | Total revenue from operations | 518.10 | 374.47 | 281.99 | 892.58 | 529.32 | 1,178.23 |
| 2. | Other income | 20.43 | 78.24 | 21.37 | 98.68 | 33.80 | 83.47 |
| | Total Income (1+2) | 538.53 | 452.71 | 303.36 | 991.25 | 563.12 | 1,261.70 |
| 3. | Expenses | | | | | | |
| a. | Finance costs | 46.37 | 33.60 | 10.58 | 79.97 | 18.43 | 70.72 |
| b. | Employee benefits expenses | 161.92 | 179.38 | 131.42 | 341.29 | 297.57 | 606.73 |
| c. | Impairment of financial instruments | (135.72) | - | - | (135.72) | - | - |
| d. | Depreciation and amortization | 18.42 | 18.67 | 18.76 | 37.08 | 36.37 | 74.14 |
| e. | Other expenses | 130.29 | 54.44 | 68.41 | 184.74 | 135.34 | 313.03 |
| | Total expenses | 221.28 | 286.09 | 229.17 | 507.36 | 487.71 | 1,064.62 |
| 4. | Profit before share of associate / joint venture (1+2-3) | 317.25 | 166.62 | 74.19 | 483.90 | 75.41 | 197.08 |
| 5. | Share of profit of associate / joint Venture | 80.72 | 6.00 | (55.78) | 86.72 | (54.66) | 17.57 |
| 6. | Profit before tax (4+5) | 397.96 | 172.62 | 18.41 | 570.62 | 20.75 | 214.65 |
| 7. | Less : Tax expense | | | | | | |
| | - Current tax | 149.85 | 53.25 | 27.96 | 203.10 | 31.21 | 71.84 |
| | - Reversal of MAT credit entitlement | - | - | - | - | - | 517.78 |
| | - Reversal for current tax of earlier years | - | - | - | - | - | 0.06 |
| | - Deferred tax | 42.04 | (0.45) | 9.20 | 41.59 | 28.46 | 17.72 |
| 8. | Net profit/(loss) after tax (6-7) | 206.08 | 119.82 | (18.75) | 325.93 | (38.92) | (392.75) |
| 9. | Other comprehensive income | | | | | | |
| | Items that will not be reclassified subsequently to profit or loss (net of tax) | | | | | | |
| | a) Fair value of equity instruments through OCI | 244.17 | 982.05 | 101.93 | 1,226.22 | 678.61 | 1,263.74 |
| | b) Remeasurement of employment benefit obligation | (0.17) | (0.17) | 0.26 | (0.34) | (0.39) | (0.68) |
| | Total other comprehensive income, net of taxes | 244.00 | 981.88 | 102.21 | 1,225.88 | 678.23 | 1,263.06 |
| 10. | Total comprehensive Income (8+9) | 450.07 | 1,101.70 | 83.46 | 1,551.81 | 639.31 | 870.31 |
| 11. | Net profit/(loss) for the period attributable to : | | | | | | |
| | Owners of the company | 130.00 | 35.81 | (37.61) | 165.81 | (45.40) | (501.79) |
| | Non controlling interests | 76.09 | 84.02 | 18.87 | 160.11 | 6.49 | 109.04 |
| 12. | Other comprehensive Income/(loss) for the period attributable to : | | | | | | |
| | Owners of the company | 244.18 | 982.06 | 102.21 | 1,226.24 | 678.68 | 1,263.79 |
| | Non controlling interests | (0.18) | (0.18) | 0.00 | (0.36) | (0.45) | (0.73) |
| 13. | Total comprehensive Income/(loss) for the period attributable to : | | | | | | |
| | Owners of the company | 374.18 | 1,017.87 | 64.59 | 1,392.05 | 633.27 | 761.99 |
| | Non controlling interests | 75.91 | 83.84 | 18.87 | 159.75 | 6.04 | 108.33 |
| 14. | Paid-up equity share capital (face value ₹ 10 each) | 1,060.25 | 1,285.26 | 1,285.26 | 1,060.25 | 1,285.26 | 1,285.26 |
| 15. | Other equity | - | - | - | - | - | 6,436.18 |
| 16. | Earnings per equity share (face value ₹ 10 each)* | | | | | | |
| | a) Basic (in ₹) | 1.02 | 0.28 | (0.29) | 1.30 | (0.35) | (3.90) |
| | b) Diluted (in ₹) | 1.02 | 0.28 | (0.29) | 1.30 | (0.35) | (3.90) |

* Earnings per share for the interim period is not annualised





Ladderup

Engineering Growth

LADDERUP FINANCE LIMITED

Regd. Off.: A-102, 1st Floor, Hallmark Business Plaza, Sant Dyaneshwar Marg, Near Gurunanak Hospital, Bandra (East), Mumbai - 400 051, India.
CIN : L67120MH1993PLC074278

Notes:

1. The above consolidated financial results of the Ladderup Finance Limited (the "Holding Company"), its subsidiary (including joint venture of the subsidiary)(the Holding Company and its subsidiary together referred to as "the Group") and its Joint Venture (including subsidiary of joint venture), have been reviewed by the Audit Committee and approved by the Board of Directors at its meeting held on November 08, 2024.
2. The above consolidated financial results for the quarter and half year ended on September 30, 2024 are prepared in accordance with the Indian Accounting Standards (Ind-AS) as prescribed under Section 133 of the Companies Act, 2013 read with Rule 3 of the Companies (Indian Accounting Standards) Rules, 2015, as amended.
3. The Code on Social Security, 2020 (Code) relating to employee benefits during employment and post-employment benefits has received Presidential assent in September 2020. The Code has been published in the Gazette of India. However, the date on which the Code comes into effect has not been notified. The Holding Company will assess the impact of the Code when it comes into effect and will record any related impact in the period of the Code becomes effective.
4. The shareholders by way of a special resolution through postal ballot, approved the proposal of Buy Back of equity shares of the Holding Company on August 26, 2024, as recommended by its Board of Directors. The buyback was offered to the shareholders as on record date i.e. September 06, 2024, on proportionate basis through the tender offer route. The tendering period was from September 11, 2024 to September 19, 2024. The Holding Company has bought back 22,50,123 equity shares at ₹ 44 per share resulting in cash outflow of ₹ 990.05 lakh (excluding income tax and expenses on buyback). The settlement of all valid bids and extinguishment of equity shares bought back were completed on September 30, 2024. Accordingly the equity share capital was reduced by ₹ 225.01 lakh and the premium on buy-back of ₹ 765.04 lakh is adjusted against securities premium reserve.
5. The segment reporting of the Group and its subsidiary has been prepared in accordance with Ind AS – 108 on "Operating Segment" (Refer - Annexure 1)
6. Pursuant to Regulation 33 of the SEBI (Listing and Other Discloser Requirement) Regulation 2015, the consolidated results of the Group are available on the website of the Company www.ladderup.com & on the website of BSE www.bseindia.com.
7. Corresponding figures of the previous periods / year have been regrouped or rearranged, wherever considered necessary.

Place : Mumbai
Date : 08th November, 2024

For and on behalf of the Board

Sunil Goyal
DIN 00503570
Managing Director





Ladderup

Engineering Growth

(₹ in lakh)

| Particulars | Consolidated | | | | | |
|---|---------------|---------------|---------------|-----------------|---------------|-----------------|
| | Quarter Ended | | | Half year ended | | Year ended |
| | 30.09.2024 | 30.06.2024 | 30.09.2023 | 30.09.2024 | 30.09.2023 | 31.03.2024 |
| | Unaudited | Unaudited | Unaudited | Unaudited | Unaudited | Audited |
| Segment revenue: | | | | | | |
| i) Investment activities | 26.29 | 4.49 | 12.88 | 30.78 | 17.91 | 27.87 |
| ii) Finance activities | 74.44 | 15.35 | 23.23 | 89.79 | 43.43 | 78.79 |
| iii) Investment advisory services | 417.37 | 354.63 | 245.88 | 772.01 | - | 1,071.57 |
| Total segment revenue | 518.11 | 374.47 | 281.99 | 892.57 | 61.34 | 1,178.23 |
| Less : Inter segment revenue | - | - | - | - | - | - |
| Net income from operations | 518.11 | 374.47 | 281.99 | 892.57 | 61.34 | 1,178.23 |
| Segment Results : | | | | | | |
| i) Investment activities | 26.29 | 4.49 | 12.88 | 30.78 | 17.91 | 27.87 |
| ii) Finance activities | 29.64 | (16.63) | 14.53 | 13.01 | 28.62 | 18.35 |
| iii) Investment advisory services | 201.11 | 223.31 | 179.34 | 424.42 | 398.07 | 308.74 |
| Total | 257.04 | 211.18 | 206.75 | 468.21 | 444.60 | 354.96 |
| Add : Unallocable income | 20.43 | 78.24 | 21.37 | 98.68 | 33.80 | 83.47 |
| Less : Unallocable expenses | (120.49) | 116.81 | 209.71 | (3.74) | 457.66 | 223.77 |
| Total profit/(loss) before tax | 397.96 | 172.62 | 18.41 | 570.62 | 20.75 | 214.65 |
| Other comprehensive income | | | | | | |
| i) Investment activities | 244.17 | 982.05 | 101.93 | 1,226.22 | 678.61 | 1,263.74 |
| Capital employed | | | | | | |
| (Segment assets - segment liabilities) | | | | | | |
| i) Investment & finance activities (note -1) | 6,707.27 | 7,482.88 | 6,554.32 | 6,707.27 | 6,554.32 | 6,558.27 |
| ii) Investment advisory services | 1,167.69 | 997.99 | 829.39 | 985.51 | 829.39 | 997.99 |
| iii) Unallocable | 856.11 | 613.08 | 554.64 | 1,038.30 | 554.64 | 613.08 |

Notes:

- Fixed assets and other assets used in the Company's operations or liabilities contracted have not been identified to the reportable segments, as the assets are used interchangeably between segments. Hence, it is not practicable to provide segment disclosures relating to total assets and liabilities for investment and finance activity.

For and on behalf of the Board

Sunil Goyal
DIN 00503570
Managing Director



Place: Mumbai
Date : 08th November, 2024



Ladderup

Engineering Growth

LADDERUP FINANCE LIMITED

Unaudited Standalone & Consolidated Statement of Cash Flows for the half year ended 30th September, 2024

(₹ in lakh)

| Particulars | Standalone | | Consolidated | |
|---|----------------------------|----------------------------|----------------------------|----------------------------|
| | Period Ended 30.09.2024 | Period Ended 30.09.2023 | Period Ended 30.09.2024 | Period Ended 30.09.2023 |
| A. Cash flow from operating activities | | | | |
| Net (loss)/profit before tax | 59.46 | (34.08) | 570.60 | 20.76 |
| Add / (less): Adjustments for: | | | | |
| Depreciation and amortization | 3.19 | 3.77 | 37.08 | 36.37 |
| Finance cost | 72.88 | 10.11 | 79.97 | 18.43 |
| Net gain on fair value of financial instruments through profit & loss | (6.32) | - | (19.27) | (7.29) |
| Profit on sale of investments | (180.04) | (284.02) | (180.04) | (284.02) |
| Notional (gain) / loss on value of current investments measured at FVTOCI (net) | (914.77) | 444.00 | (914.77) | 444.00 |
| Remeasurement of post employment benefit obligation | 0.55 | 0.53 | (0.19) | (0.79) |
| Operating profit before working capital changes | (965.05) | 140.31 | (426.62) | 227.46 |
| Adjustments for changes in working capital: | | | | |
| (Increase) / decrease in loans | 240.92 | 61.75 | 41.89 | 45.55 |
| (Increase) / decrease in trade receivables | - | - | (33.96) | 9.19 |
| (Increase) / decrease in other financial assets | 38.34 | (2.69) | 34.93 | 5.28 |
| (Increase) / decrease in other non financial assets | 629.69 | (37.79) | 630.45 | (40.94) |
| Increase / (decrease) in trade payables | (0.12) | 0.39 | 2.49 | (15.38) |
| Increase / (decrease) in provisions | - | - | (4.03) | (0.71) |
| Increase / (decrease) in other financial liabilities | 14.96 | 31.38 | 59.24 | 23.48 |
| Increase / (decrease) in other non financial liabilities | (4.49) | (3.32) | (13.41) | (9.76) |
| Cash generated from operations | (45.74) | 190.03 | 290.98 | 244.16 |
| Income tax paid (net of refund) | (117.80) | (2.83) | (146.13) | (10.57) |
| Net cash inflow from operating activities | (163.54) | 187.20 | 144.86 | 233.59 |
| B. Cash flow from investing activities | | | | |
| (Purchase)/ proceeds of property, plant & equipment & right to use asset | - | 8.35 | (1.64) | (97.53) |
| (Purchase)/ proceeds of deposit | (11.33) | (7.19) | (11.43) | (7.35) |
| Proceeds from investments valued at FVTPL | 2,098.80 | 714.55 | 1,969.25 | 806.83 |
| (Purchase) of investments | (1,930.37) | (1,248.00) | (1,930.37) | (1,248.00) |
| Buyback of Equity Shares | (990.05) | - | (990.05) | - |
| Net cash inflow / (outflow) from investing activities | (832.95) | (532.29) | (964.25) | (546.05) |
| C. Cash flow from financing activities | | | | |
| (Repayment)/proceeds from long-term borrowings (other the debt securities) | 1,103.17 | 354.77 | 1,100.14 | 388.83 |
| (Payment) of finance lease obligation | (1.54) | (9.77) | (29.28) | (23.57) |
| Interest paid | (72.56) | (9.68) | (79.97) | (18.43) |
| Net cash inflow / (outflow) from financing activities | 1,029.07 | 335.32 | 990.89 | 346.83 |
| Net increase/ (decrease) in cash and cash equivalents | 32.57 | (9.77) | 171.50 | 34.37 |
| Cash and cash equivalents at the beginning of the year | 5.43 | 21.98 | 191.03 | 114.43 |
| Cash and cash equivalents at the end of the period | 38.01 | 12.21 | 362.54 | 148.80 |

The above statement of cash flow has been prepared under the 'Indirect Method' as set out in Ind AS 7 - 'Statement of Cash Flows'





Ladderup

Engineering Growth

LADDERUP FINANCE LIMITED

Regd. Off.: A-102, 1st Floor, Hallmark Business Plaza, Sant Dyaneshwar Marg, Near Gurunanak Hospital, Bandra (East), Mumbai - 400 051, India.

CIN : L67120MH1993PLC074278

Statement of Unaudited Assets and Liabilities as at 30th September, 2024

| Sr. No. | Particulars | (₹ In lakh) | | | |
|---------|---|-----------------|-----------------|------------------|-----------------|
| | | Standalone | | Consolidated | |
| | | As at | As at | As at | As at |
| | | 30.09.2024 | 31.03.2024 | 30.09.2024 | 31.03.2024 |
| | Unaudited | Audited | Unaudited | Audited | |
| | Assets | | | | |
| 1. | Financial assets | | | | |
| | Cash and cash equivalents | 38.01 | 5.43 | 362.54 | 191.03 |
| | Bank balance other than cash and cash equivalents | 211.33 | 200.00 | 214.86 | 203.43 |
| | Trade receivables | - | - | 180.13 | 146.17 |
| | Loans | 138.69 | 379.62 | 399.01 | 440.90 |
| | Investments | 8,756.83 | 6,466.50 | 7,601.80 | 5,304.55 |
| | Other financial assets | 87.50 | 125.84 | 105.22 | 140.16 |
| | Total financial assets | 9,232.36 | 7,177.38 | 8,863.56 | 6,426.25 |
| 2. | Non-financial assets | | | | |
| | Current tax assets (net) | 57.62 | 49.34 | 59.38 | 51.10 |
| | Property, plant and equipment | 13.51 | 15.10 | 61.23 | 66.20 |
| | Right to use assets | 8.02 | 9.62 | 146.42 | 176.89 |
| | Other intangible assets | - | - | 367.00 | 367.00 |
| | Investment in associate / joint venture | - | - | 2,353.74 | 2,218.17 |
| | Other non-financial assets | 5.52 | 635.20 | 30.70 | 661.15 |
| | Total non-financial assets | 84.67 | 709.26 | 3,018.47 | 3,540.51 |
| | Total assets | 9,317.03 | 7,886.63 | 11,882.03 | 9,966.75 |
| | Liabilities and equity | | | | |
| | Liabilities | | | | |
| 1. | Financial liabilities | | | | |
| | Trade payables | | | | |
| | Total outstanding dues to micro enterprises and small enterprises | - | - | - | - |
| | Total outstanding dues to creditors other than micro enterprise and | - | 0.12 | 32.71 | 30.24 |
| | Borrowings (other than debt securities) | 2,297.14 | 1,193.97 | 2,325.26 | 1,225.12 |
| | Lease liability | 8.44 | 9.98 | 96.46 | 58.55 |
| | Other financial liabilities | 27.40 | 12.12 | 143.77 | 84.53 |
| | Total financial liabilities | 2,332.99 | 1,216.18 | 2,598.20 | 1,398.44 |
| 2. | Non-financial liabilities | | | | |
| | Current tax liabilities (net) | 0.34 | - | 92.53 | 27.00 |
| | Lease liability | - | - | 63.91 | 131.09 |
| | Provisions | 24.54 | 24.54 | 58.50 | 62.53 |
| | Other non - financial liabilities | 2.51 | 6.99 | 26.90 | 40.30 |
| | Deferred tax liabilities (Net) | 249.36 | 80.65 | 310.93 | 138.04 |
| | Total non-financial liabilities | 276.76 | 112.18 | 552.76 | 398.97 |
| 3. | Equity | | | | |
| | Equity share capital | 1,060.25 | 1,285.26 | 1,060.25 | 1,285.26 |
| | Other equity | 5,647.03 | 5,273.01 | 7,063.19 | 6,436.18 |
| | Equity attributable to owner of the company | 6,707.27 | 6,558.27 | 8,123.44 | 7,721.44 |
| | Non-controlling interest | - | - | 607.65 | 447.90 |
| | Total equity | 6,707.27 | 6,558.27 | 8,731.08 | 8,169.33 |
| | Total liabilities and equity | 9,317.03 | 7,886.63 | 11,882.03 | 9,966.75 |

For and on behalf of the Board

Sunil Goyal
DIN 00503570
Managing Director



Place : Mumbai
Date : 08th November, 2024