

CIN : L52100WB1983PLCO35857

REGD OFFICE : AA-47, Salt Lake City Sec:1, BL-AA Kolkata, West Bengal : 700064.

Corporate Office : Harihar Corporation, A-12, Gala No.10/11, Mankoli Road, Dapoda, Bhiwandi, Thane: 421302.

**03.07.2024**

<b>To,</b> Department of Corporate Services, <b>BSE LIMITED</b> P. J. Towers, Dalal Street, Mumbai – 400 001. <b>Scrip Code: 542206</b>	<b>To,</b> <b>Metropolitan Stock Exchange of India Limited,</b> Building A, Unit 205A, 2nd Floor, Piramal Agastya Corporate Park, L.B.S Road, Kurla West, Mumbai - 400 070. <b>MCX-SX Symbol: NIVAKA</b>
--	---

**Subject: Response to Query on Discrepancies in Financial Results received from Bombay Stock Exchange (BSE) dated 2<sup>nd</sup> July, 2024 for the year ended 31.03.2024**

**Ref.: Financial Result dated 29.05.2024**

**Dear Sir/ Madam,**

Thank you for reaching out regarding the discrepancies in our financial results under Regulation 33/52 of SEBI (LODR) Regulations 2015 dated 2<sup>nd</sup> July, 2024.

Please find our detailed response below:

We have thoroughly reviewed the details and are committed to addressing your concerns promptly.

**Discrepancy: 1.**

Standalone Results - There is mismatch of Reporting Data of XBRL file while comparing with PDF filing. Company has in XBRL mention Net Profit in (Millions) -0.053 where as in PDF its mention in (Lakhs) 90.92. Please submit revised XBRL with correct Net Profit. (In Pdf Expenditure figures nil given & in XBRL it is given as -9.145 (Million). Kindly submit correct pdf & XBRL for Quarter Ended - March 2024.

**Reply:**

After due diligence, we have come to know that the XBRL file submitted on 30th May 2024 is accurate and complete.




However, the PDF submitted as the financial result dated 29th May 2024, missed the figure of expenses. This was completely unintentional and occurred due to a shift of figures from one place to another while taking the printout.

To rectify this, we have already submitted the revised and corrected financial statement quarter and year ended March 2024.

We apologize for any inconvenience caused by this oversight and appreciate your understanding. Please find the revised financial results in both PDF and PDF form of XBRL along with this response for the quarter ended March 2024.

Thank you for your patience and cooperation.

For Nivaka Fashions Limited



Avinash Jha  
Company Secretary and Compliance Officer  
Membership Number: A61440



**Independent Auditor's Report on the quarterly and year-to-date Financial Results of the Company Pursuant to the Regulations 33 of the SEBI (Listing Obligations and Disclosure Requirements) Regulations, 2015 (as amended)**

---

To  
The Board of Directors of  
Nivaka Fashions Limited

**Opinion**

We have audited the accompanying statement of financial results of Nivaka Fashions Limited (the "Company") for the quarter year ended 31<sup>st</sup> March 2024 and the year to date results for the period from 1<sup>st</sup> April 2023 to 31<sup>st</sup> March 2024 ("the Statement"), being submitted by the Company pursuant to the requirements of Regulation 33 of the SEBI (Listing Obligations and Disclosure Requirements) Regulations, 2015, as amended ("Listing Regulations"), including relevant circulars issued by the SEBI from time to time.

In our opinion and to the best of our information and according to the explanations given to us, the aforesaid Statement:

- i. are presented in accordance with the requirements of the Listing Regulations in this regard; and
- ii. give a true and fair view in conformity with the recognition and measurement principles laid down in the applicable Indian Accounting Standards ("Ind AS") specified under section 133 of the Companies Act, 2013 ("the Act"), read with the Companies (Indian Accounting Standards) Rules 2015, and other accounting principles generally accepted in India, of the net profit and other comprehensive income and other financial information for the quarter ended 31<sup>st</sup> March 2024 and the year to date results for the period from 1<sup>st</sup> April 2023 to 31<sup>st</sup> March 2024.

**Basis for Opinion**

We conducted our audit in accordance with the Standards on Auditing ("SA") specified under section 143(10) of the Companies Act, 2013 ("the Act"). Our responsibilities under those SAs are further described in the Auditor's Responsibilities for the Audit of the Financial Results section of our report. We are independent of the Company in accordance with the Code of Ethics issued by the Institute of Chartered Accountants of India together with the ethical requirements that are relevant to our audit of the financial statements under the provisions of the Act and the rules thereunder, and we have fulfilled our other ethical responsibilities in accordance with these requirements and the Code of Ethics. We believe that the audit evidence obtained is sufficient and appropriate to provide a basis for our opinion on the financial results.





### **Emphasis of Matter**

Company had received the order under section 73 (9) of CGST Act, for the alleged mismatch of ITC claimed of Goods and Service Tax (GST) and Ineligible ITC from supplier whose registration is cancelled (GST) aggregating Rs.422.73 lacs including amount of tax, interest and penalty for the period 1<sup>st</sup> July 2017 to 31<sup>st</sup> March 2019. Based on a legal assessment, the management is confident of a favorable outcome of the aforesaid matter and accordingly no adjustments have been made to the accompanying financial results.

Our Opinion is not modified in respect of this matter.

### **Management's Responsibilities for the Financial Results**

The Statement has been prepared on the basis of the annual financial statements and has been approved by the company's Board of Directors. The Company's Board of Directors are responsible for the preparation and presentation of the Statement that give a true and fair view of the net profit/loss and other comprehensive income and other financial information of the company in accordance with the accounting principles generally accepted in India, including Ind AS prescribed under section 133 of the Act, read with relevant rules issued there under and other accounting principles generally accepted in India, and in compliance with Regulations 33 of the Listing Regulations.

This responsibility also includes maintenance of adequate accounting records in accordance with the provisions of the Act for safeguarding of the assets of the Company and for preventing and detecting frauds and other irregularities; selection and application of appropriate accounting policies; making judgments and estimates that are reasonable and prudent; and the design, implementation and maintenance of adequate internal financial controls that were operating effectively for ensuring the accuracy and completeness of the accounting records, relevant to the preparation and presentation of the Statement that give a true and fair view and are free from material misstatement, whether due to fraud or error.

In preparing the Statement, the Board of Directors are responsible for assessing the Company's ability to continue as a going concern, disclosing, as applicable, matters related to going concern and using the going concern basis of accounting unless the Board of Directors either intends to liquidate the Company or to cease operations, or has no realistic alternative but to do so.

The Board of Directors are also responsible for overseeing the Company's financial reporting process.

### **Auditor's Responsibilities for the Audit of the Financial Results**

Our objectives are to obtain reasonable assurance about whether the Statement is free from material misstatement, whether due to fraud or error, and to issue an auditor's report that includes our opinion. Reasonable assurance is a high level of assurance, but is not a guarantee that an audit conducted in accordance with Standard on Auditing (SAs), specified under section 143(10) of the Act, will always detect a material misstatement when it exists. Misstatements can arise from fraud or error and are considered material if, individually or in the aggregate, they could reasonably be expected to influence the economic decisions of users taken on the basis of the Statement.

As part of an audit in accordance with SAs, we exercise professional judgment and maintain professional skepticism throughout the audit. We also:





- i. Identify and assess the risks of material misstatement of the Statement, whether due to fraud or error, design and perform audit procedures responsive to those risks, and obtain audit evidence that is sufficient and appropriate to provide a basis for our opinion. The risk of not detecting a material misstatement resulting from fraud is higher than for one resulting from error, as fraud may involve collusion, forgery, intentional omissions, misrepresentations, or the override of internal control.
- ii. Obtain an understanding of internal control relevant to the audit in order to design audit procedures that are appropriate in the circumstances. Under Section 143(3)(i) of the Act, we are also responsible for expressing our opinion through a separate report on the complete set of financial statements on whether the Company has adequate internal financial controls with reference to financial statements in place and the operating effectiveness of such controls.
- iii. Evaluate the appropriateness of accounting policies used and the reasonableness of accounting estimates and related disclosures made by the Board of Directors.
- iv. Conclude on the appropriateness of the Board of Directors' use of the going concern basis of accounting and, based on the audit evidence obtained, whether a material uncertainty exists related to events or conditions that may cast significant doubt on the Company's ability to continue as a going concern. If we conclude that a material uncertainty exists, we are required to draw attention in our auditor's report to the related disclosures in the Statement or, if such disclosures are inadequate, to modify our opinion. Our conclusions are based on the audit evidence obtained up to the date of our auditor's report. However, future events or conditions may cause the Company to cease to continue as a going concern.
- v. Evaluate the overall presentation, structure and content of the Statement, including the disclosures, and whether the Statement represents the underlying transactions and events in a manner that achieves fair presentation.

Materiality is the magnitude of misstatements in the financial statement that, individually or in aggregate, makes it probable that the economic decisions of a reasonably knowledgeable user of the financial statement may be influenced. We consider quantitative materiality and qualitative factors in (i) planning the scope of our audit work and in evaluating the results of our work; and (ii) to evaluate the effect of any identified misstatements in the financial statement.

We communicate with those charged with governance regarding, among other matters, the planned scope and timing of the audit and significant audit findings, including any significant deficiencies in internal control that we identify during our audit.

We also provide those charged with governance with a statement that we have complied with relevant ethical requirements regarding independence, and to communicate with them all relationships and other matters that may reasonably be thought to bear on our independence, and where applicable, related safeguards.





**ADV & ASSOCIATES**  
CHARTERED ACCOUNTANTS

#### Other Matter

Balances of Trade receivables, Trade Payables, Advances and deposits received/ given, from / to customers are subject to confirmations and subsequent reconciliation.

The Statement includes the results for the quarter ended 31<sup>st</sup> March, 2024 being the balancing figure between the audited figures in respect of the full financial year ended 31<sup>st</sup> March, 2024 and the published unaudited year-to-date figures up to the third quarter of the financial year, which were subjected to a limited review by us, as required under the Listing Regulations.

The annual financial results dealt with by this report have been prepared for the purpose of filing with the stock exchanges. These results are based on and should be read with the audited financial statement of the Company for the year ended 31<sup>st</sup> March, 2024 on which we issued an unmodified audit opinion vide our report dated 29<sup>th</sup> May, 2024.

For and on behalf of  
**A D V & Associates**  
Chartered Accountant  
FRN: 128045W

*Prakash Mandhaniya*



**Prakash Mandhaniya**  
Partner  
Membership No.: 421679  
Date: 29.05.2024  
Place: Mumbai  
UDIN: 24421679BKFSWA3055

NIVAKA FASHIONS LIMITED

CIN NO.L24231WB1983PLC035857

Regd Office : AA-47, SALT LAKE CITY DEC : 1, BL-AA , KOLKATA , WEST BENGAL : 700064 ,INDIA

Email Id : btsyndicateid1983@gmail.com

STATEMENT OF THE AUDITED RESULTS FOR THE QUARTER AND YEAR ENDED ON 31<sup>st</sup> MARCH 2024

Sr. No	Particulars	Figures for the quarter ended on			Year ended on	
		31-03-2024	31-12-2023	31-03-2023	31-03-2024	31-03-2023
		(Audited)	(Un-audited)	(Audited)	(Audited)	(Audited)
	Rs. In Lakh	Rs. In Lakh	Rs. In Lakh	Rs. In Lakh	Rs. In Lakh	
1	<b>INCOME FROM OPERATIONS</b>					
	a) Revenue From Operation	49.06	9.46	54.79	160.00	412.16
	b) Other Operating Income	35.67	5.55	57.47	66.07	50.57
	<b>Total Income</b>	<b>84.73</b>	<b>15.01</b>	<b>112.26</b>	<b>226.07</b>	<b>462.73</b>
2	<b>EXPENSES</b>					
	(a) Cost of Materials consumed	-	-	-	-	-
	(b) Purchase of stock-in-trade	1.25	3.27	(25.62)	15.70	51.06
	(c) Changes in inventories of finished goods, WIP and stock-in-trade	0.01	-	40.61	7.03	28.09
	(d) Employee benefits expense	33.32	8.74	13.23	62.44	104.44
	(e) Finance Cost	4.71	4.92	-	20.06	4.85
	(f) Depreciation and amortisation expense	44.90	3.46	2.86	55.93	23.74
	(g) Other expenses (Any item exceeding 10% of the total expenses relating to continuing operations to be shown separately)	7.25	25.32	58.07	91.76	243.81
	<b>Total Expenses</b>	<b>91.45</b>	<b>45.71</b>	<b>89.15</b>	<b>252.93</b>	<b>455.99</b>
3	Profit / (Loss) Before exceptional items and Tax (1-2)	(6.72)	(30.70)	23.11	(26.86)	6.74
4	Exceptional Items	-	-	-	-	-
5	Profit / (Loss) before tax (3-4)	(6.72)	(30.70)	23.11	(26.86)	6.74
6	Tax expense					
	Current Tax	(4.96)	-	6.51	-	7.41
	Deffered Tax	(1.23)	-	(2.94)	(1.23)	(2.94)
7	Profit / (Loss) from continuing operations (5-6)	(0.53)	(30.70)	19.54	(25.63)	2.27
8	Profit / (Loss) from discontinuing operations	-	-	-	-	-
9	Tax expense of discounting operations	-	-	-	-	-
10	Profit / (Loss) from Discontinuing operations (after tax)	-	-	-	-	-
11	Profit / (Loss) for the period (9+12)	(0.53)	(30.70)	19.54	(25.63)	2.27
12	Other Comprehensive income ;					
	A (i) Items that will not be reclassified to profit or loss	-	-	-	-	-
	(ii) Income Tax relating to items that will not be reclassified to profit or loss	-	-	-	-	-
	B (i) Items that will be reclassified to profit or loss	-	-	-	-	-
	(ii) Income tax relating to items that will be reclassified to profit or loss	-	-	-	-	-
13	Total Comprehensive Income for the Period (13+14) (Comprising profit / (loss) and other Comprehensive income for the period)	(0.53)	(30.70)	19.54	(25.63)	2.27
	16. Paid up Equity Share Capital (Face value of Rs.1 Each)	1,026.90	1,026.90	1,026.90	1,026.90	1,026.90
	16. Earning per equity share (Face value of Rs.1 each)					
	(a) Basic	(0.001)	(0.030)	0.02	(0.02)	0.002
	(b) Diluted	(0.001)	(0.030)	0.02	(0.02)	0.002

\* Applicable in the case of consolidated results.

Note:

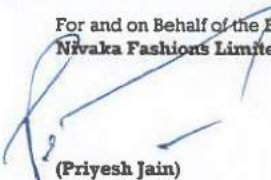

- Above financial result for the quarter ended 31st Mar,2024 have been reviewed by the Audit Committee and the board of director at there respective meeting held on 29th May 2024.
- Statutory Auditors have carried out a limited review of these financial result and their report is unqualified.
- The above results for the quarter & Year ended 31st Mar 2024 along with Auditor Report & Declaration has been approved by the Board of Directors of the Company.
- The above financials as on 31/03/2024 have been prepared as per the applicability of Ind AS.
- The financial result of the company have been prepared with india accounting standards notified under section 133 of the company act 2013 read with relevant rules issued thereunder and in terms of regulation 33 of the sebi regulations 2015.
- The company is engaged in the business of " Textiles Products " and has only one reportable segment in accordance with IND as 108 "Operating Segment .
- As per regulation 33 of SEBI (listing obligations and disclosure requirement) Regulation,2015 the company has opted to publish quarterly and yearly audited stanlone result
- Previous periods figure have been regrouped wherever necessary to confirm to the current periods classification.
- The figures of the last quarter are the balancing figures between audited figures in respect of full financial year and unaudites published year to date figures upto the this quarter of the respective financial year.

FOR NIVAKA FASHIONS LIMITED

BHAVY SHANTILAL SEN  
(MANAGING DIRECTOR)  
DIN : 00741604

**NIVAKA FASHIONS LIMITED**  
CIN: L52100WB1983PLC035857  
**Balance Sheet as at 31st March 2024**

( Amount in Rupees Lakhs, unless otherwise stated)

Particulars	As at 31st March 2024	As at 31st March 2023
<b>ASSETS</b>		
<b>1 Non-current assets</b>		
a Property, Plant and Equipment	36.11	48.66
b Capital work-in-progress	-	-
c Investment Property	-	-
d Right of use assets	142.94	182.83
e Other Intangible assets	-	-
f Intangible assets under development	-	-
g Biological Assets other than bearer plants	-	-
h Financial Assets		
i Investments	268.66	268.66
ii Trade receivables	-	-
iii Loans	393.92	437.28
iv Others (to be specified)	-	-
i Deferred tax assets (net)	9.29	8.06
j Other non-current assets	-	-
<b>2 Current assets</b>		
a Inventories	178.36	185.38
b Financial Assets		
i Investments	-	-
ii Trade receivables	43.01	279.78
iii Cash and cash equivalents	135.41	17.39
iv Bank balances other than (iii) above	-	-
v Loans	-	-
vi Others	-	-
c Current Tax Assets (Net)	-	-
d Other current assets	98.40	87.67
<b>Total Assets</b>	<b>1,306.11</b>	<b>1,515.71</b>
<b>EQUITY AND LIABILITIES</b>		
<b>A Equity</b>		
1 Equity Share capital	1,026.90	1,026.90
2 Other Equity	(17.88)	7.76
<b>B Liabilities</b>		
<b>1 Non-current liabilities</b>		
a Financial Liabilities		
i Borrowings	43.06	47.06
ii Trade payables	-	-
iii Other financial liabilities	-	-
b Provisions	-	-
c Lease Liability	152.06	179.07
d Other non-current liabilities	-	-
<b>2 Current Liabilities</b>		
a Financial Liabilities		
i Trade payables		
- Dues to micro,small & medium enterprises	-	-
- Dues to others than micro,small & medium enterprises	60.36	215.88
- Dues to Related Parties	-	-
i Borrowings	-	-
ii Trade payables	-	-
iii Other financial liabilities	-	-
b Other current liabilities	8.57	9.22
c Provisions	33.03	29.82
d Current Tax Liabilities (Net)	-	-
<b>Total EQUITY AND LIABILITIES</b>	<b>1,306.11</b>	<b>1,515.71</b>
<p>For and on Behalf of the Board Nivaka Fashions Limited</p> <div style="display: flex; justify-content: space-around;"> <div style="text-align: center;">   <b>(Priyesh Jain)</b>  DIN: 00741695  Director </div> <div style="text-align: center;">   <b>(Bhavin Jain)</b>  DIN: 00741604  Managing Director </div> </div>		



**Nivaka Fashions Limited**  
CIN: L52100WB1983PLC038857

**Statement of Profit and Loss for the period ended 31st March 2024**

( Amount in Rupees Lakhs, unless otherwise stated)

Particulars	Year Ended	
	31st March 2024	31st March 2023
I Revenue From Operations	160.00	412.16
II Other Income	66.07	50.57
III Share of profits/losses in a Partnership firms		
IV <b>Total Income (I+II)</b>	<b>226.07</b>	<b>462.73</b>
V <b>EXPENSES</b>		
Cost of materials consumed		
Purchases of Stock-in-Trade	15.70	51.06
Changes in inventories of finished goods, Stock-in -Trade and work-in-progress	7.03	28.09
Employee benefits expense	62.44	104.44
Finance costs	20.06	4.85
Depreciation and amortization expense	55.93	23.75
Other expenses	91.76	243.81
<b>Total expenses (IV)</b>	<b>252.93</b>	<b>455.99</b>
VI Profit/(loss) before exceptional items and tax (I- IV)	(26.86)	6.74
VII Exceptional Items	-	-
VIII Profit/(loss) before tax (V-VI)	(26.86)	6.74
IX Tax expense:		
(1) Current tax	-	7.41
(2) Deferred tax	(1.23)	(2.94)
(3) Excess/Short provision of tax	-	-
(4) MAT Credit Entitlement	-	-
<b>Profit (Loss) for the period from continuing operations (VII-VIII)</b>	<b>(25.63)</b>	<b>2.27</b>
X Profit/(loss) from discontinued operations		
XI Tax expense of discontinued operations	-	-
XIII Profit/(loss) from Discontinued operations (after tax) (X-XI)	-	-
XIV <b>Profit/(loss) for the period (IX+XII)</b>	<b>(25.63)</b>	<b>2.27</b>
XV Other Comprehensive Income		
A (i) Items that will not be reclassified to profit or loss		
(ii) Income tax relating to items that will not be reclassified to profit or loss		
B (i) Items that will be reclassified to profit or loss		
(ii) Income tax relating to items that will be reclassified to profit or loss		
<b>Total Comprehensive Income for the period (XIII+XIV) (Comprising Profit (Loss) and Other Comprehensive Income for the period)</b>	<b>(25.63)</b>	<b>2.27</b>
XVII Earnings per equity share (for continuing operation):		
(1) Basic	(0.02)	0.002
(2) Diluted	(0.02)	0.002
XVIII Earnings per equity share (for discontinued operation):		
(1) Basic	-	-
(2) Diluted	-	-
XIX Earnings per equity share(for discontinued & continuing operations)		
(1) Basic	-	-
(2) Diluted	-	-

For and on Behalf of the Board  
**Nivaka Fashions Limited**



(Priyesh Jain)  
DIN: 00741595  
Director

(Bhavik Jain)  
DIN: 00741604  
Managing Director

**NIVAKA FASHIONS LIMITED**

CIN: LS2100WB1983PLC038857

**CASH FLOW STATEMENT FOR THE YEAR ENDED 31ST MARCH, 2024**

(Rs. In Lakh)

Sr. No.	Particulars	Year Ended 31.03.2024	Year Ended 31.03.2023
<b>A.</b>	<b>Cash Flow from Operating Activities</b>		
	Net Profit/(Loss) before Tax and Extraordinary Income	(26.86)	6.74
	Other Changes		
	Depreciation & Amortization expense	16.05	23.75
	<b>Operating Profit/(Loss) Before Working Capital Changes:</b>	<b>(10.81)</b>	<b>30.49</b>
	<b>Working Capital Changes</b>		
	(Increase)/decrease in Trade Receivables	236.77	790.87
	(Increase)/decrease in Inventories	7.02	28.09
	(Increase)/decrease in Other Receivables		
	(Increase)/decrease in Other current Assets	4.31	54.33
	Increase/(decrease) in Short Term Provisions	3.21	1.14
	Increase/(decrease) in Other Current Liabilities	(0.65)	(8.88)
	Increase/(decrease) in Other Current Financial Liabilities	(27.01)	179.07
	Increase/(decrease) in Trade Payables	(155.52)	(946.50)
	<b>Net Cash From Operating Activities before Income Tax</b>	<b>68.13</b>	<b>98.12</b>
	Less: Income Tax paid during the Year	-	7.41
	<b>Net Cash From Operating Activities</b>	<b>57.32</b>	<b>121.20</b>
<b>B.</b>	<b>Cash Flow From Investing Activities:</b>		
	(Increase)/decrease in Fixed Assets( Capital Work in Prog)	(3.49)	(4.57)
	(Increase)/decrease in Other Non Current Assets	24.83	(182.83)
	(Increase)decrease in Investments	-	(10.43)
	(Increase)decrease in Long Term Loans & Advances	43.36	63.72
	<b>Net Cash from Investing Activities</b>	<b>64.70</b>	<b>(134.11)</b>
<b>C.</b>	<b>Cash Flow From Financing Activities:</b>		
	Issue of Equity Share Capital		
	Securities premium on issue of share		
	Increase/(decrease) in Long Term Borrowings	(4.00)	(3.69)
	Increase/(decrease) in Short Term Borrowings		
	Increase/(decrease) in Reserves		
	<b>Net Cash used in Financing Activities</b>	<b>(4.00)</b>	<b>(3.69)</b>
	<b>Net Increase/(Decrease) in Cash and Cash equivalents</b>	<b>118.02</b>	<b>(16.60)</b>
<b>D.</b>	<b>Cash and Cash Equivalents:</b>		
	Opening Balance	17.39	33.99
	Closing Balance	135.41	17.39

For and on Behalf of the Board  
Nivaka Fashions Limited  
**(Priyesh Jain)**  
DIN: 00741595  
Director  
**(Bhavin Jain)**  
DIN: 00741604  
Managing Director

**General information about company**

Scrip code	542206
NSE Symbol	
MSEI Symbol	NIVAKA
ISIN*	INE139E01028
Name of company	Nivaka Fashions Limited
Type of company	
Class of security	Equity
Date of start of financial year	01-04-2023
Date of end of financial year	31-03-2024
Date of board meeting when results were approved	29-05-2024
Date on which prior intimation of the meeting for considering financial results was informed to the exchange	17-05-2024
Description of presentation currency	INR
Level of rounding used in financial results	Lakhs
Reporting Quarter	Yearly
Nature of report standalone or consolidated	Standalone
Whether results are audited or unaudited	Audited
Segment Reporting	Single segment
Description of single segment	operating segment
Start date and time of board meeting	29-05-2024 18:30
End date and time of board meeting	29-05-2024 19:40
Whether cash flow statement is applicable on company	Yes
Type of cash flow statement	Cash Flow Indirect
Declaration of unmodified opinion or statement on impact of audit qualification	Declaration of unmodified opinion

## Financial Results ♦ Ind-AS

Particulars		3 months/ 6 months ended (dd-mm-yyyy)	Year to date figures for current period ended (dd-mm-yyyy)
A	Date of start of reporting period	01-01-2024	01-04-2023
B	Date of end of reporting period	31-03-2024	31-03-2024
C	Whether results are audited or unaudited	Audited	Audited
D	Nature of report standalone or consolidated	Standalone	Standalone
<b>Part I</b>	<b>Blue color marked fields are non-mandatory. For Consolidated Results, if the company has no figures for 3 months / 6 months ended, in such case zero shall be inserted in the said column.</b>		
<b>1</b>	<b>Income</b>		
	Revenue from operations	49.06	160
	Other income	35.67	66.07
	<b>Total income</b>	<b>84.73</b>	<b>226.07</b>
<b>2</b>	<b>Expenses</b>		
(a)	Cost of materials consumed	0	0
(b)	Purchases of stock-in-trade	1.25	15.7
(c)	Changes in inventories of finished goods, work-in-progress and stock-in-trade	0.01	7.03
(d)	Employee benefit expense	33.32	62.44
(e)	Finance costs	4.71	20.06
(f)	Depreciation, depletion and amortisation expense	44.9	55.93
<b>(f)</b>	<b>Other Expenses</b>		
1	Other Expenses	7.26	91.77
10			
	<b>Total other expenses</b>	<b>7.26</b>	<b>91.77</b>
	<b>Total expenses</b>	<b>91.45</b>	<b>252.93</b>

## Financial Results ♦ Ind-AS

Particulars		3 months/ 6 months ended (dd-mm-yyyy)	Year to date figures for current period ended (dd-mm-yyyy)
A	Date of start of reporting period	01-01-2024	01-04-2023
B	Date of end of reporting period	31-03-2024	31-03-2024
C	Whether results are audited or unaudited	Audited	Audited
D	Nature of report standalone or consolidated	Standalone	Standalone
<b>Part I</b>	<b>Blue color marked fields are non-mandatory. For Consolidated Results, if the company has no figures for 3 months / 6 months ended, in such case zero shall be inserted in the said column.</b>		
<b>3</b>	<b>Total profit before exceptional items and tax</b>	-6.72	-26.86
4	Exceptional items	0	0
<b>5</b>	<b>Total profit before tax</b>	-6.72	-26.86
<b>7</b>	<b>Tax expense</b>		
8	Current tax	-4.96	0
9	Deferred tax	-1.23	-1.23
<b>10</b>	<b>Total tax expenses</b>	-6.19	-1.23
11	Net movement in regulatory deferral account balances related to profit or loss and the related deferred tax movement	0	0
<b>14</b>	<b>Net Profit Loss for the period from continuing operations</b>	-0.53	-25.63
15	Profit (loss) from discontinued operations before tax	0	0
16	Tax expense of discontinued operations	0	0
<b>17</b>	<b>Net profit (loss) from discontinued operation after tax</b>	0	0
19	Share of profit (loss) of associates and joint ventures accounted for using equity method	0	0
<b>21</b>	<b>Total profit (loss) for period</b>	-0.53	-25.63
22	Other comprehensive income net of taxes	0	0

## Financial Results ♦ Ind-AS

Particulars		3 months/ 6 months ended (dd-mm-yyyy)	Year to date figures for current period ended (dd-mm-yyyy)
A	Date of start of reporting period	01-01-2024	01-04-2023
B	Date of end of reporting period	31-03-2024	31-03-2024
C	Whether results are audited or unaudited	Audited	Audited
D	Nature of report standalone or consolidated	Standalone	Standalone
<b>Part I</b>	<b>Blue color marked fields are non-mandatory. For Consolidated Results, if the company has no figures for 3 months / 6 months ended, in such case zero shall be inserted in the said column.</b>		
<b>23</b>	<b>Total Comprehensive Income for the period</b>	-0.53	-25.63
<b>24</b>	<b>Total profit or loss, attributable to</b>		
	Profit or loss, attributable to owners of parent		
	Total profit or loss, attributable to non-controlling interests		
<b>25</b>	<b>Total Comprehensive income for the period attributable to</b>		
	Comprehensive income for the period attributable to owners of parent	0	0
	Total comprehensive income for the period attributable to owners of parent non-controlling interests	0	0
<b>26</b>	<b>Details of equity share capital</b>		
	Paid-up equity share capital	1026.9	1026.9
	Face value of equity share capital	1	1
<b>27</b>	<b>Details of debt securities</b>		
28	Reserves excluding revaluation reserve		0
<b>29</b>	<b>Earnings per share</b>		
<b>i</b>	<b>Earnings per equity share for continuing operations</b>		
	Basic earnings (loss) per share from continuing operations	-0.001	-0.02
	Diluted earnings (loss) per share from continuing operations	-0.001	-0.02
<b>ii</b>	<b>Earnings per equity share for discontinued operations</b>		
	Basic earnings (loss) per share from discontinued operations	0	0
	Diluted earnings (loss) per share from discontinued operations	0	0
<b>ii</b>	<b>Earnings per equity share</b>		
	<b>Basic earnings (loss) per share from continuing and discontinued operations</b>	-0.001	-0.02
	<b>Diluted earnings (loss) per share from continuing and discontinued operations</b>	-0.001	-0.02
30	Debt equity ratio		
31	Debt service coverage ratio		
32	Interest service coverage ratio		
<b>33</b>	<b>Disclosure of notes on financial results</b>		

## Statement of Asset and Liabilities

	Particulars	Current year ended (dd-mm-yyyy)
	Date of start of reporting period	01-04-2023
	Date of end of reporting period	31-03-2024
	Whether results are audited or unaudited	Audited
	Nature of report standalone or consolidated	Standalone
	<b>Assets</b>	
<b>1</b>	<b>Non-current assets</b>	
	Property, plant and equipment	36.11
	Capital work-in-progress	0
	Investment property	0
	Goodwill	0
	Other intangible assets	0
	Intangible assets under development	0
	Biological assets other than bearer plants	0
	Investments accounted for using equity method	0
	<b>Non-current financial assets</b>	
	Non-current investments	268.66
	Trade receivables, non-current	0
	Loans, non-current	393.92
	Other non-current financial assets	142.94
	<b>Total non-current financial assets</b>	<b>805.52</b>
	Deferred tax assets (net)	9.29
	Other non-current assets	0
	<b>Total non-current assets</b>	<b>850.92</b>
<b>2</b>	<b>Current assets</b>	
	Inventories	178.36
	<b>Current financial asset</b>	
	Current investments	0
	Trade receivables, current	43.01
	Cash and cash equivalents	135.42
	Bank balance other than cash and cash equivalents	0
	Loans, current	0
	Other current financial assets	0
	<b>Total current financial assets</b>	<b>178.43</b>
	Current tax assets (net)	
	Other current assets	98.4
	<b>Total current assets</b>	<b>455.19</b>

## Statement of Asset and Liabilities

		Particulars	Current year ended (dd-mm-yyyy)
		Date of start of reporting period	01-04-2023
		Date of end of reporting period	31-03-2024
		Whether results are audited or unaudited	Audited
		Nature of report standalone or consolidated	Standalone
3	Non-current assets classified as held for sale		
4	Regulatory deferral account debit balances and related deferred tax Assets		
	<b>Total assets</b>		<b>1306.11</b>
<b>Equity and liabilities</b>			
<b>Equity</b>			
<b>Equity attributable to owners of parent</b>			
	Equity share capital		1026.9
	Other equity		-17.88
	<b>Total equity attributable to owners of parent</b>		<b>1009.02</b>
	Non controlling interest		
	<b>Total equity</b>		<b>1009.02</b>
<b>Liabilities</b>			
<b>Non-current liabilities</b>			
<b>Non-current financial liabilities</b>			
	Borrowings, non-current		43.06
	Trade payables, non-current		
	Other non-current financial liabilities		152.06
	<b>Total non-current financial liabilities</b>		<b>195.12</b>
	Provisions, non-current		0
	Deferred tax liabilities (net)		
	Deferred government grants, Non-current		
	Other non-current liabilities		
	<b>Total non-current liabilities</b>		<b>195.12</b>
<b>Current liabilities</b>			
<b>Current financial liabilities</b>			
	Borrowings, current		0
	Trade payables, current		60.36
	Other current financial liabilities		
	<b>Total current financial liabilities</b>		<b>60.36</b>
	Other current liabilities		8.57
	Provisions, current		33.04
	Current tax liabilities (Net)		0
	Deferred government grants, Current		0
	<b>Total current liabilities</b>		<b>101.97</b>
3	Liabilities directly associated with assets in disposal group classified as held for sale		0
4	Regulatory deferral account credit balances and related deferred tax liability		0
	<b>Total liabilities</b>		<b>297.09</b>
	<b>Total equity and liabilities</b>		<b>1306.11</b>





**Format for Reporting Segment wise Revenue, Results and Capital Employed along with the company results**

<b>Particulars</b>	<b>3 months/ 6 month ended (dd-mm-yyyy)</b>	<b>Year to date figures for current period ended (dd-mm-yyyy)</b>
Date of start of reporting period	01-01-2024	01-04-2023
Date of end of reporting period	31-03-2024	31-03-2024
Whether accounts are audited or unaudited	Audited	Audited
Nature of report standalone or consolidated	Standalone	Standalone
<b>1 Segment Revenue (Income)</b>		
<b>(net sale/income from each segment should be disclosed)</b>		
<b>Total Segment Revenue</b>		
<b>Less: Inter segment revenue</b>		
<b>Revenue from operations</b>		
<b>2 Segment Result</b>		
<b>Profit (+) / Loss (-) before tax and interest from each segment</b>		
<b>Total Profit before tax</b>		
<b>i. Finance cost</b>		
<b>ii. Other Unallocable Expenditure net off Unallocable income</b>		
<b>Profit before tax</b>		
<b>3 (Segment Asset - Segment Liabilities)</b>		
<b>Segment Asset</b>		
<b>Total Segment Asset</b>		
<b>Un-allocable Assets</b>		
<b>Net Segment Asset</b>		
<b>4 Segment Liabilities</b>		
<b>Segment Liabilities</b>		
<b>Total Segment Liabilities</b>		
<b>Un-allocable Liabilities</b>		
<b>Net Segment Liabilities</b>		
<b>Disclosure of notes on segments</b>		

## Cash flow statement, indirect

Particulars		Year ended (dd-mm-yyyy)
<b>A</b>	Date of start of reporting period	01-04-2023
<b>B</b>	Date of end of reporting period	31-03-2024
<b>C</b>	Whether results are audited or unaudited	Audited
<b>D</b>	Nature of report standalone or consolidated	Standalone
Part I	Blue color marked fields are non-mandatory.	
<b>Statement of cash flows</b>		
<b>Cash flows from used in operating activities</b>		
	Profit before tax	-26.86
<b>Adjustments for reconcile profit (loss)</b>		
	Adjustments for finance costs	0
	Adjustments for decrease (increase) in inventories	7.02
	Adjustments for decrease (increase) in trade receivables, current	236.77
	Adjustments for decrease (increase) in trade receivables, non-current	0
	Adjustments for decrease (increase) in other current assets	4.31
	Adjustments for decrease (increase) in other non-current assets	0
	Adjustments for other financial assets, non-current	0
	Adjustments for other financial assets, current	0
	Adjustments for other bank balances	0
	Adjustments for increase (decrease) in trade payables, current	-155.52
	Adjustments for increase (decrease) in trade payables, non-current	0
	Adjustments for increase (decrease) in other current liabilities	-0.65
	Adjustments for increase (decrease) in other non-current liabilities	0
	Adjustments for depreciation and amortisation expense	16.05
	Adjustments for impairment loss reversal of impairment loss recognised in profit or loss	0
	Adjustments for provisions, current	0
	Adjustments for provisions, non-current	3.21
	Adjustments for other financial liabilities, current	-27.01
	Adjustments for other financial liabilities, non-current	0
	Adjustments for unrealised foreign exchange losses gains	0
	Adjustments for dividend income	0
	Adjustments for interest income	0
	Adjustments for share-based payments	0
	Adjustments for fair value losses (gains)	0
	Adjustments for undistributed profits of associates	0
	Other adjustments for which cash effects are investing or financing cash flow	0
	Other adjustments to reconcile profit (loss)	0
	Other adjustments for non-cash items	0
	Share of profit and loss from partnership firm or association of persons or limited liability partnerships	0
	<b>Total adjustments for reconcile profit (loss)</b>	<b>84.18</b>
	<b>Net cash flows from (used in) operations</b>	<b>57.32</b>
	Dividends received	0

Interest paid	0
Interest received	0
Income taxes paid (refund)	0
Other inflows (outflows) of cash	0
<b>Net cash flows from (used in) operating activities</b>	<b>57.32</b>
<b>Cash flows from used in investing activities</b>	
Cash flows from losing control of subsidiaries or other businesses	0
Cash flows used in obtaining control of subsidiaries or other businesses	0
Other cash receipts from sales of equity or debt instruments of other entities	0
Other cash payments to acquire equity or debt instruments of other entities	0
Other cash receipts from sales of interests in joint ventures	0
Other cash payments to acquire interests in joint ventures	0
Cash receipts from share of profits of partnership firm or association of persons or limited liability partnerships	0
Cash payment for investment in partnership firm or association of persons or limited liability partnerships	0
Proceeds from sales of property, plant and equipment	0
Purchase of property, plant and equipment	0
Proceeds from sales of investment property	0
Purchase of investment property	-24.83
Proceeds from sales of intangible assets	0
Purchase of intangible assets	0
Proceeds from sales of intangible assets under development	0
Purchase of intangible assets under development	0
Proceeds from sales of goodwill	0
Purchase of goodwill	0
Proceeds from biological assets other than bearer plants	0
Purchase of biological assets other than bearer plants	0
Proceeds from government grants	0
Proceeds from sales of other long-term assets	0
Purchase of other long-term assets	3.49
Cash advances and loans made to other parties	0
Cash receipts from repayment of advances and loans made to other parties	43.36
Cash payments for future contracts, forward contracts, option contracts and swap contracts	0
Cash receipts from future contracts, forward contracts, option contracts and swap contracts	0
Dividends received	0
Interest received	0
Income taxes paid (refund)	0
Other inflows (outflows) of cash	0
<b>Net cash flows from (used in) investing activities</b>	<b>64.7</b>
<b>Cash flows from used in financing activities</b>	
Proceeds from changes in ownership interests in subsidiaries	0
Payments from changes in ownership interests in subsidiaries	0
Proceeds from issuing shares	0
Proceeds from issuing other equity instruments	0
Payments to acquire or redeem entity's shares	0
Payments of other equity instruments	0

	Proceeds from exercise of stock options	0
	Proceeds from issuing debentures notes bonds etc	0
	Proceeds from borrowings	0
	Repayments of borrowings	4
	Payments of finance lease liabilities	0
	Payments of lease liabilities	0
	Dividends paid	0
	Interest paid	0
	Income taxes paid (refund)	0
	Other inflows (outflows) of cash	0
	<b>Net cash flows from (used in) financing activities</b>	<b>-4</b>
	<b>Net increase (decrease) in cash and cash equivalents before effect of exchange rate changes</b>	<b>118.02</b>
	<b>Effect of exchange rate changes on cash and cash equivalents</b>	
	Effect of exchange rate changes on cash and cash equivalents	0
	<b>Net increase (decrease) in cash and cash equivalents</b>	<b>118.02</b>
	Cash and cash equivalents cash flow statement at beginning of period	0
	<b>Cash and cash equivalents cash flow statement at end of period</b>	<b>118.02</b>

