

# NAVA BHARAT VENTURES LIMITED

NAVA BHARAT CHAMBERS, RAJ BHAVAN ROAD, HYDERABAD-500082, TELANGANA, INDIA

NAVA BHARAT

NBV/SECTL/ 703 /2018-19

February 2, 2019

Listing Department  
National Stock Exchange of India Limited  
Exchange Plaza, 5<sup>th</sup> Floor,  
Plot No.C/1, G Block  
Bandra Kurla Complex, Bandra (E)  
MUMBAI – 400 051  
**NSE Symbol : 'NBVENTURES'**

Dept. of Corporate Services  
BSE Limited  
Phiroze Jeejeebhoy Towers,  
Dalal Street  
MUMBAI – 400 001  
**Scrip Code : '513023'/'NBVENTURE'**

Dear Sirs,

Sub : Operational data of Sugar Division for the month of January, 2019.

Ref : Regulation 30 of SEBI (LODR) Regulations, 2015.

--o0o--

Please find enclosed the operational data of the Company's Sugar Division for the month of January, 2019 which is being submitted to South Indian Sugar Mills Association (SISMA).

The above figures have not been independently verified or audited. As such, the final figures after audit may vary.

Kindly take the same on record and acknowledge the receipt.


Thanking you,

Yours faithfully,  
for Nava Bharat Ventures Ltd.

VSN Raju  
Company Secretary  
& Vice President



Encl : as above.



# NAVA BHARAT VENTURES LIMITED

SUGAR DIVISION, SAMALKOT - 533 440, EAST GODAVARI DIST., A.P.

NAVA BHARAT

OPERATIONAL DATA OF THE COMPANY'S SUGAR DIVISION FOR THE MONTH OF Jan. 2019  
Monthly Manufacturing Report No - 3

Season: 2018-2019

Name & Address of Factory :

NAVA BHARAT VENTURES LTD,  
SUGAR DIVISION, Samalkot - 533 440.  
East Godavari District.

3013


Double Sulphitation

Regd.No. of Factory

Clarification Process Used:

SL.No	PARTICULARS	For the	Since Beginning
		month	of Season
<b>1</b>	<b>CANE CRUSHING:</b>		
	Date & Time of Commencement of Season	<b>19.11.2018 at 6:30pm</b>	
	Date & Time of Closing of Season		
	Duration of Run Days	31.00	74.00
	Total No.of hours in duration of run	744.00	1761.30
	No.of hours actual crushing	594.35	1549.15
	Total Cane Milled (Qtls)	837500.00	2168790.00
<b>2</b>	<b>Juice &amp; Added Water:</b>		
	Average gross mixed juice % Cane	101.86	102.82
	Correction % mixed juice	0.25	0.25
	Average net mixed juice % Cane	101.60	102.56
	Total net mixed juice obtained (Qtls)	850907.38	2224305.29
	Average added water % Cane	28.63	29.47
<b>3</b>	<b>SUGARS:</b>		
	Total Sugar bagged (no.of 100kg bags)	0.00	0.00
	Total Sugar bagged (no.of 50kg bags)	172060.00	420060.00
	* BISS Sugar Qtls		
	Qty of White sugar bagged (qtls)	86030.00	210030.00
	Qty of sugar in process (a) (qtls) (+)	4684.476	4684.476
	Total Sugar made (qtls)	90714.476	214714.476
	Sugar recovered from previous month process	3982.528	
	Sugar recovered from previous seasons process	0.000	56.248
	sugar recovered from previous season's - C-SUGAR	0.00	0.00
	sugar recovered from previous season's -Wet &damaged sugar	0.00	587.388
	Total net Sugar made (qtls)	86731.948	214070.840
<b>4</b>	<b>MOLASSES:</b>		
	Total molasses sent out (qtls)	31860.000	82120.000
	Qty of molasses in process (A) (qtls) (+)	5717.525	5717.525
	Total molasses produced (qtls)	37577.525	87837.525
	Molasses recovered from previous month process	3872.033	
	Molasses recovered from previous season's process	0.000	45.831
	Molasses recovered from previous season's C-SUGAR (qtls)	0.000	0.000
	Molasses recovered from Wet & Damaged sugar (qtls)	0.000	10.397
	Total net molasses produced (qtls)	33705.492	87781.297
<b>5</b>	<b>RECOVERY:</b>		
	Average recovery of sugar % cane	10.36	9.87
	Average production of final molasses % cane	4.03	4.05
<b>6</b>	<b>Bagasse percent cane</b>	26.78	26.65
	Filter cake percent cane	3.72	3.61
	Gross weight of mixed juice (qtls)	853040.00	2229880.00
	Weight of Dirt mixed juice (qtls)	2132.62	5574.71

\* BISS sugar contains more than 90% sucrose.



Telephone : (0884) 2327384, 2327584, Fax : (0884) 2327587

E-mail : nbvlsd@nbv.in Website : www.nbventures.com


Corporate Identity No. : L27101AP1972PLC001549

ISO 9001

ISO 14001

ORSAS 18001

S.No.	PARTICULARS	For the	Since Beginning	
		month	of Season	
7	<b>ANALYSIS</b>			
	CANE	Sugar percent	12.03	11.54
		Fibre percent	13.42	13.36
	Primary juice	Sugar percent	13.92	13.54
		Brix percent	16.90	16.58
		Purity	82.37	81.66
	Mixed Juice	Sugar percent	11.46	10.89
Brix percent		14.15	13.57	
Purity		80.99	80.25	
Last Juice	Sugar percent	1.32	1.22	
	Brix percent	1.79	1.67	
	Purity	73.74	73.05	
Clarified Juice	Sugar percent	11.28	11.00	
	Brix percent	13.84	13.59	
	Purity	81.50	80.94	
UnSulphered Syrup	Sugar percent	47.93	48.32	
	Brix percent	59.63	60.46	
	Purity	80.38	79.92	
Sulphered Syrup +A2 Heavy	Sugar percent	51.01	51.24	
	Brix percent	62.91	63.55	
	Purity	81.08	80.63	
Massecuite	A1	Brix percent	91.87	92.10
		Purity	85.51	85.45
	A2	Brix percent	92.24	92.60
		Purity	95.49	94.79
	B	Brix percent	93.85	94.63
		Purity	71.24	70.46
	C	Brix percent	98.00	98.28
		Purity	52.94	51.75
	<b>Molasses (B)</b>			
	A1 Heavy	Brix percent	78.16	78.16
Purity		71.25	71.16	
A2 Heavy	Brix percent	74.83	75.30	
	Purity	88.56	87.12	
A Light	Brix percent	67.48	68.66	
	Purity	93.35	92.56	
B Heavy	Brix percent	82.28	82.06	
	Purity	49.00	48.77	
C Light	Brix percent	75.36	75.57	
	Purity	65.51	61.98	
Sugars (Average)	Sugar Percent (c)	99.80	99.80	
	Moisture percent( by Moister analyzer)	0.09	0.09	
Final Molasses	Sugar Percent	30.40	30.31	
	Brix percent	95.28	94.65	
	Purity	31.91	32.02	
Bagasse	Sugar Percent	1.36	1.36	
	Water Percent	48.04	48.04	
	Fibre Percent	50.12	50.11	
Filter Cake	Sugar Percent	1.89	1.99	
Boiled Feed Water	<b>pH</b>	9.00	9.00	
Boiled Feed Water	Temperature Deg C	105.00	105.00	
Clear Juice	Temperature Deg C	96.00	96.00	



8	Qty. of other materials Used 16-17 Season, Scrapings Wet & Damaged sugar C-Sugar	HL Qtls Qtls Qtls	0.00 600.00 0.00	75.00 600.00 0.00
---	--	----------------------------	------------------------	-------------------------


**9 ANALYSIS OF OTHER MATERIALS USED SINCE BEGINING OF THE SEASON**

	Wet & Damaged Sugar	C-Sugar	Scrapings
Sugar percent:	98.41	0.00	54.375
Brix percent:	99.50	0.00	75.00
Purity S.G. :	98.90	0.00	72.50
Available Sugar - Qtls	587.388	0.000	56.248
Available Molasses - Qtls	10.397	0	45.831

**10 STOCK IN PROCESS AS ON: 01-02-2019 @4.00AM**

Basis: FM Brix 95.00 Pty 31.86

SL. N	PARTICULARS	HL	BRIX	PURITY	AVAILABLE Sugar - QTLS	MOLASSES QTLs
a)	juice(clear)	1904	13.00	80.00	184.39	80.47
b)	Syrup	1105	50.00	80.00	316.36	138.06
c)	Remelt	0	0.00	0.00	0.00	0.00
d)	Massecuite					
	A	110	92.00	87.00	122.88	30.44
	B	500	94.00	68.00	376.82	350.21
	C	2995	99.00	52.00	1360.01	3394.86
e)	Light Molasses					
	A	64	67.00	92.00	50.34	7.04
	C	43	70.00	63.00	18.56	23.14
f)	Heavy Molasses					
	A	75	79.00	70.00	46.70	38.56
	B	375	81.00	48.00	102.55	345.63
g)	Seed & footings	2100	88.00	80.00	1916.477	836.35
h)	C-Boillings	450	94.00	52.00	189.394	472.765
i)	Sugar - unbagged				0.000	
	<b>TOTAL</b>				4684.476	5717.525



## 11 SUGAR BALANCE

S.No	PARTICULARS	For the month	Since Beginning of the season
1	Sugar in Cane	12.01	11.54
2	Sugar in mixed Juice	11.65	11.17
3	Sugar in Baggase	0.36	0.37
4	Sugar in Filtercake	0.07	0.07
5	Sugar in Molasses	1.22	1.23
6	Sugar in Sugars	10.34	9.85
7	Sugar Undetermined	0.02	0.02
8	Total losses (in bagasse, filter cake molasses & undetermined)	1.67	1.69

We hereby declare that the figures given in this return are complete and true to the best of our knowledge and belief.

Date: 02 /02/2019


  
**N.Prabhakar**  
**VICE PRESIDENT**



**NAVA BHARAT VENTURES LIMITED, SAMALKOT.**  
Additional information to be appended to R.T. 7(c) for the month of January.-2019  
\* \* \* \*

		Hrs.Mts.
<b>1</b>	<b>Time Loss Account:</b>	
	1) Miscellaneous	1:55:00
	2) Cane shortage	3:35
	3) Mechanical troubles	0:00
	4) Electrical troubles/ins	0:15:00
	5) Holidays	48:00:00
	6) Cleaning	96:00:00
	7) Process	0.00
	Percent of hours lost to the available	20:08:00
<b>2</b>	<b>Rate of Crushing for 24 Hrs.:</b>	
	1) Including stoppages           Tons	2701.61
	2) Excluding stoppages           "	3380.52
	3) Installed/Liscensed capacity	4000.00
<b>3</b>	<b>Efficiency figures:</b>	
	1) Mill extraction	96.98
	2) Reduced Mill extraction	97.22
	3) Added water % fibre	213.35
	4) Added water extracted into mixed juice % added water	57.32
	5) Undiluted juice lost in bagasse % fibre	21.69
	6) Boiling house extraction	88.79
	7) Virtual purity of molasses	32.37
	8) Reduced Boiling House extraction	91.55
	as per Noel Deerr:	91.43
	as per Gundurao	86.11
	9) Overall recovery	
	10) Reduced Overall recovery	89.01
	as per Noel Deerr	88.88
	as per Gundurao	97.49
	11) ERQV - MJ/PJ	83.96
	LMJ/PJ	
<b>4</b>	<b>Massecurites boiled:</b>	
	A1' Massecurite % cane	25.03
	A2' Massecurite % cane	17.19
	'B' Massecurite % cane	14.30
	'C' Massecurite % cane	7.61
	Total	64.13
<b>5</b>	<b>Grades of Sugar bagged:</b>	
	I.S.S (Percentage of production)	
	S-30	0.00
	S-31	36.13
	M-31	63.87
	L-30	0.00
	L-31	0.00
	<b>Total</b>	<b>100.00</b>

Date: 02 /02/2019

  
**N.Prabhakar**  
**VICE PRESIDENT**

