

Ref. No. 74G

8th November, 2022

Corporate Relationship Department
BSE Limited
1st Floor, New Trading Ring,
Rotunda Building,
P.J. Towers, Dalal Street, Fort,
Mumbai- 400 001
Scrip Code: 500335

The Manager
Listing Department
National Stock Exchange of India Limited
'Exchange Plaza', C-1, Block G,
Bandra-Kurla Complex, Bandra (East),
Mumbai- 400 051
Scrip Code: BIRLACORPN

Dear Sir(s),

Sub: **Outcome of Board Meeting dated 8th November, 2022**

This is to inform that the Board of Directors of the Company at its meeting held today i.e. 8th November, 2022 has, inter alia, considered and approved the Standalone and Consolidated Unaudited Financial Results of the Company for the quarter and half year ended 30th September, 2022. The Standalone and Consolidated Unaudited Financial Results of the Company for the quarter and half year ended 30th September, 2022 along with the Limited Review Report(s) (Standalone and Consolidated) of the Statutory Auditors of the Company are enclosed herewith.

The meeting commenced at 10.55 a.m. and concluded at 4.50 p.m.

This is for your information and record.

Thanking you,

Yours faithfully,
For **BIRLA CORPORATION LIMITED**



(MANOJ KUMAR MEHTA)
Company Secretary & Legal Head

Encl: As above



V. SANKAR AIYAR & CO.

CHARTERED ACCOUNTANTS

Sarojini House, 6 Bhagwan Das Road, New Delhi-110001

Tel.(011)44744643; e-mail: newdelhi@vsa.co.in

INDEPENDENT AUDITOR'S LIMITED REVIEW REPORT ON THE CONSOLIDATED UNAUDITED FINANCIAL RESULTS OF THE BIRLA CORPORATION LIMITED FOR THE QUARTER AND SIX MONTHS ENDED 30th SEPTEMBER, 2022

TO THE BOARD OF DIRECTORS OF BIRLA CORPORATION LIMITED

1. We have reviewed the accompanying statement of Consolidated Unaudited Financial Results ("the Statement") of **Birla Corporation Limited** ("the Parent") and its subsidiaries ("the Parent and its subsidiaries together referred to as "the Group") for the quarter and six months ended 30th September 2022, being submitted by the Parent pursuant to the requirement of Regulation 33 and 52 of the SEBI (Listing Obligations and Disclosure Requirements), Regulations, 2015, as amended (the "Listing Regulations").
2. This Statement which is the responsibility of the Parent's Management and has been approved by the Parent's Board of Directors in their meeting held on 8th November 2022, has been prepared in accordance with the recognition and measurement principles laid down in the Indian Accounting Standard 34 "Interim Financial Reporting" ("Ind AS 34"), prescribed under section 133 of the Companies Act, 2013, as amended, read with relevant rules issued thereunder and other accounting principles generally accepted in India and in compliance with Regulation 33 and 52 of the Listing Regulations. Our responsibility is to express a conclusion on the Statement based on our review.
3. We conducted our review of the Statement in accordance with the Standard on Review Engagements (SRE) 2410, "Review of Interim Financial Information Performed by the Independent Auditor of the Entity", issued by the Institute of Chartered Accountants of India (ICAI). This standard requires that we plan and perform the review to obtain moderate assurance as to whether the Statement is free from material misstatement. A review of interim financial information consists of making inquiries, primarily of Parent's personnel responsible for financial and accounting matters, and applying analytical and other review procedures. A review is substantially less in scope than an audit conducted in accordance with Standards on Auditing specified under Section 143(10) of the Companies Act, 2013 and consequently does not enable us to obtain assurance that we would become aware of all significant matters that might be identified in an audit. Accordingly, we do not express an audit opinion.

We also performed procedures in accordance with the circular No. CIR/CFD/CMD1/44/2019 dated 29th March, 2019 issued by the SEBI under regulations 33(8) of the Listing Regulations to the extent applicable.

4. The statement includes the result of following entities:

- a. Birla Corporation Limited (BCL) (Parent)
- b. RCCPL Private Limited (RCCPL) (100% subsidiary of BCL)
- c. Birla Jute Supply Company Limited (100% subsidiary of BCL)
- d. Talavadi Cements Limited (98.01% subsidiary of BCL)
- e. Lok Cements Limited (100% subsidiary of BCL)
- f. Budge Budge Floor Coverings Limited (100% subsidiary of BCL)
- g. Birla (Cement) Assam Limited (100% subsidiary of BCL)
- h. M.P. Birla Group Services Private Limited (100% subsidiary of BCL)
- i. AAA Resources Private Limited (100% subsidiary of RCCPL)
- j. Utility Infrastructure & Works Private Limited (100% subsidiary of RCCPL)



5. Based on our review conducted and procedures performed as stated in paragraph 3 above and based on the consideration of the review reports of other auditor and management's certificates referred to in paragraph 6 and 7 below, nothing has come to our attention that causes us to believe that the accompanying Statement, prepared in accordance with the recognition and measurement principles laid down in the aforesaid Indian Accounting Standards prescribed under section 133 of the Companies Act, 2013 as amended, read with relevant rules issued thereunder and other accounting principles generally accepted in India, has not disclosed the information required to be disclosed in terms of Listing Regulations, including the manner in which it is to be disclosed, or that it contains any material misstatement.
6. The consolidated unaudited financial results include the interim financial information of seven subsidiaries which have not been reviewed by their auditors and are based solely on management certified accounts, whose financial information (before consolidation adjustments) reflect total assets of ₹ 20.33 Crores as at 30th September, 2022 and total revenue of ₹ 0.26 Crore and ₹ 0.49 Crore, total profit after tax of ₹ 0.08 Crore and ₹ 0.20 Crore, total comprehensive income of ₹ 0.08 Crore and for ₹ 0.20 Crore the quarter and half year ended 30th September, 2022 respectively and net cash inflows of ₹ (-) 0.34 Crore for the half year ended 30th September, 2022 as considered in the consolidated unaudited financial results. According to the information and explanation given to us by the Management, these interim financial statements are not material to the Group.
7. The consolidated unaudited financial results include the interim financial information of one subsidiary, whose financial statement (before consolidation adjustments) reflect total assets of ₹ 12.48 Crore as at 30th September, 2022 and total revenue of ₹ 0.17 Crore and ₹ 0.36 Crore, total profit after tax of ₹ 0.05 Crore and ₹ 0.13 Crore, total comprehensive income of ₹ 0.05 Crore and for ₹ 0.13 Crore the quarter and half year ended 30th September, 2022 respectively and net cash inflows of ₹ (-) 0.03 Crore for the half year ended 30th September, 2022 as considered in the consolidated unaudited financial results. This financial information has been reviewed by another auditor and for consolidation purpose, adjustments have been made by the subsidiary company's management. We have reviewed these consolidation adjustments made by the subsidiary company's management. Our opinion in so far relates to the affairs of the above mentioned subsidiary is based on review report of the other auditor and consolidation adjustments prepared by the subsidiary company's management and reviewed by us.

Our conclusion on the statement in respect of the matters stated in paragraph 6 and 7 above is not modified with respect to our reliance on the work done and the reports of other auditor and the financial information certified by the Management.

Place: New Delhi
Dated: 8th November, 2022



For V. Sankar Aiyar & Co.
Chartered Accountants
ICAI Firm Regn. 109208W

M. S. Balachandran
Partner (M.No.024282)

UDIN: 22024282 BCMXYB6011



BIRLA CORPORATION LIMITED
 Regd. Office: 9/1, R.N. Mukherjee Road, Kolkata-700 001
 CIN-L01132WB1919PLC003334

UNAUDITED CONSOLIDATED FINANCIAL RESULTS FOR THE QUARTER AND HALF YEAR ENDED 30TH SEPTEMBER, 2022

<u>Particulars</u>	Consolidated (₹ in Crores)					
	Quarter Ended	Quarter Ended	Quarter Ended	Half Year Ended	Half Year Ended	Year Ended
	30th Sept, 22 (Unaudited)	30th June, 22 (Unaudited)	30th Sept, 21 (Unaudited)	30th Sept, 22 (Unaudited)	30th Sept, 21 (Unaudited)	31st March, 22 (Audited)
Income						
1 Revenue from operations	1,999.83	2,203.76	1,697.84	4,203.59	3,446.95	7,461.22
2 Other income	41.75	14.30	13.26	56.05	22.56	98.78
3 Total income	2,041.58	2,218.06	1,711.10	4,259.64	3,469.51	7,560.00
Expenses						
a) Cost of materials consumed	291.37	306.77	227.88	598.14	481.71	1,048.37
b) Purchases of stock-in-trade	4.11	9.17	5.62	13.28	10.60	25.97
c) Changes in inventories of finished goods, work-in-progress and stock-in-trade	(80.06)	(93.85)	18.79	(173.91)	(80.10)	(20.82)
d) Employee benefits expense	131.46	127.85	111.47	259.31	219.96	448.08
e) Finance costs	92.79	70.29	63.18	163.08	127.10	242.66
f) Depreciation and amortisation expense	125.40	114.53	98.16	239.93	196.56	396.94
g) Power & fuel	608.40	614.61	338.47	1,223.01	711.35	1,624.61
h) Transport & forwarding expenses						
- On finished products	415.49	436.94	333.09	852.43	683.25	1,479.84
- On internal material transfer	80.00	85.90	54.52	165.90	120.58	269.73
i) Other expenses	455.10	457.06	340.74	912.16	688.74	1,475.43
4 Total expenses	2,124.06	2,129.27	1,591.92	4,253.33	3,159.75	6,990.81
5 Profit / (Loss) before exceptional items and tax	(82.48)	88.79	119.18	6.31	309.76	569.19
6 Exceptional items	-	11.65	-	11.65	-	31.44
7 Profit / (Loss) before tax	(82.48)	77.14	119.18	(5.34)	309.76	537.75
8 Tax expenses						
- Current tax	(12.21)	12.25	10.11	0.04	28.97	77.09
- Deferred tax	(13.81)	2.97	23.52	(10.84)	53.73	62.98
- Income tax relating to earlier years	-	-	-	-	-	(0.91)
9 Profit / (Loss) for the period	(56.46)	61.92	85.55	5.46	227.06	398.59
<u>Profit / (Loss) attributable to:</u>						
- Owners of the Parent	(56.46)	61.92	85.55	5.46	227.06	398.59
- Non Controlling Interest	-	-	-	-	-	-
10 Other Comprehensive Income						
A. (i) Items that will not be reclassified to Profit or Loss	32.10	(57.31)	54.06	(25.21)	116.19	283.96
(ii) Income Tax relating to items that will not be reclassified to Profit or Loss	(3.50)	7.60	0.50	4.10	(1.46)	(42.33)
B. (i) Items that will be reclassified to Profit or Loss	(4.55)	0.13	0.93	(4.42)	5.32	(1.16)
(ii) Income Tax relating to items that will be reclassified to Profit or Loss	1.17	(0.21)	(0.33)	0.96	(1.86)	0.03
Other Comprehensive Income for the period (Net of Tax)	25.22	(49.79)	55.16	(24.57)	118.19	240.50
<u>Other Comprehensive Income attributable to:</u>						
- Owners of the Parent	25.22	(49.79)	55.16	(24.57)	118.19	240.50
- Non Controlling Interest	-	-	-	-	-	-
11 Total Comprehensive Income for the Period	(31.24)	12.13	140.71	(19.11)	345.25	639.09
<u>Total Comprehensive Income attributable to:</u>						
- Owners of the Parent	(31.24)	12.13	140.71	(19.11)	345.25	639.09
- Non Controlling Interest	-	-	-	-	-	-
12 Paid-up Equity Share Capital (Face Value ₹ 10/- each)	77.01	77.01	77.01	77.01	77.01	77.01
13 Other Equity	-	-	-	5,875.72	5,678.00	5,971.84
14 Basic and Diluted Earnings Per Share (Face Value of ₹ 10/- each) for the period (₹)	(7.33)	8.04	11.11	0.71	29.49	51.76



H



Notes:

1) Additional Disclosure as per Regulations 52(4) of Securities and Exchange Board of India (Listing Obligations and Disclosure Requirements) Regulations, 2015:

Sr. No.	Particulars	Quarter Ended 30th Sept, 22 (Unaudited)	Quarter Ended 30th June, 22 (Unaudited)	Quarter Ended 30th Sept, 21 (Unaudited)	Half Year Ended 30th Sept, 22 (Unaudited)	Half Year Ended 30th Sept, 21 (Unaudited)	Year Ended 31st March, 22 (Audited)
a)	Debt Equity Ratio (in times)	0.86	0.84	0.79	0.86	0.79	0.79
b)	Debt Service Coverage Ratio (in times)	0.94	2.50	1.09	1.59	1.11	1.33
c)	Interest Service Coverage Ratio (in times)	1.46	3.73	4.44	2.44	4.98	4.85
d)	Debenture Redemption Reserve (₹ in Crores)	24.96	24.96	24.96	24.96	24.96	24.96
e)	Net Worth (₹ in Crores)	4,895.28	5,003.56	4,819.20	4,895.28	4,819.20	4,993.31
f)	Net Profit / (Loss) after Tax (₹ in Crores)	(56.46)	61.92	85.55	5.46	227.06	398.59
g)	Basic and Diluted Earnings Per Share (Face Value of ₹ 10/- each) for the period (₹)	(7.33)	8.04	11.11	0.71	29.49	51.76
h)	Current Ratio (in times)	1.25	1.42	1.30	1.25	1.30	1.34
i)	Long Term Debt to Working Capital (in times)	4.41	3.53	4.54	4.41	4.54	4.38
j)	Bad Debts to Account Receivable Ratio (in times)	-	-	-	-	-	0.01
k)	Current Liability Ratio (in times)	0.31	0.28	0.27	0.31	0.27	0.27
l)	Total Debts to Total Assets (in times)	0.29	0.30	0.29	0.29	0.29	0.29
m)	Debtors Turnover (in times)	17.47	23.68	18.34	21.25	22.31	25.03
n)	Inventory Turnover (in times)	6.79	9.35	7.72	7.83	8.29	8.94
o)	Operating Margin (in %)	4.78%	12.01%	16.20%	8.57%	18.24%	15.23%
p)	Net Profit Margin (in %)	-2.87%	2.87%	5.18%	0.13%	6.78%	5.47%

Sub Notes:

i)	Debt - Equity Ratio = (Non-Current Borrowings + Current Maturities of Non-Current Borrowings) / Equity (excluding Revaluation Surplus and Capital Reserve)
ii)	Debt Service Coverage Ratio = (Earnings before Interest, Tax and Depreciation) / (Interest Expense + Principal Payment for Non-Current Borrowings during the period)
iii)	Interest Service Coverage Ratio = Earnings before Interest, Tax and Depreciation / Interest Expense
iv)	Current Ratio = Current Assets / Current Liabilities
v)	Long Term Debt to Working Capital = (Non-Current Borrowings + Current Maturities of Non-Current Borrowings) / (Current Assets - Current Liabilities excluding Current Maturities of Non-Current Borrowings)
vi)	Bad Debts to Account Receivable Ratio = Bad Debts written off / Trade Receivables
vii)	Current Liability Ratio = Current Liabilities / Total Liabilities
viii)	Total Debts to Total Assets = (Non-Current Borrowings + Current Maturities of Non-Current Borrowings) / Total Assets
ix)	Debtors Turnover = Annualised Sale of Products & Services / Average Debtors
x)	Inventory Turnover = Annualised Sale of Products & Services / Average Inventory
xi)	Operating Margin = (Profit before Depreciation, Interest, Tax and Exceptional Item Less Other Income) / Sale of Products & Services
xii)	Net Profit Margin = Profit after Tax / Sale of Products & Services

- 2) Exceptional items includes:
- a) ₹ 25.46 Crores for the quarter ended 30th June, 2022 and half year ended 30th September, 2022 represents electricity charges pertaining to earlier years on account of increase in power tariff notified by the authorities in the current year.
- b) ₹ 13.81 Crores additional SGST incentive relating to earlier years accrued during the quarter ended 30th June, 2022 and half year ended 30th September, 2022 based on the sanction letters received from the State Government of Madhya Pradesh during the current year by RCCPL Private Limited, wholly owned subsidiary of the Company.
- c) ₹ 31.44 Crores for the year ended 31st March, 2022 includes ₹ 38.44 Crores on account of provision made towards interest on payment of U.P. Entry Tax, while the matter is sub judice, as a matter of abundant caution, such provision had been made and ₹ 7.00 Crores representing compensation claim received from a party on account of damages caused to the asset of the Company.
- 3) Out of the Debentures aggregating to ₹ 550 Crores as on 30th September 2022, ₹ 400 Crores are secured by first charge on the movable and immovable fixed assets of the Holding Company's cement division ranking pari-passu with other term lenders and ₹ 150 Crores are secured by first charge on freehold land at Soorah Jute Mills, situated at Narkeldanga Kolkata of the Holding Company ranking pari-passu with other term lenders. The asset cover as on 30th September, 2022 is 3.02 times of the principal amount of each of the said secured Non-Convertible Debentures and other term loans.
- 4) RCCPL Private Limited, wholly owned subsidiary of the Company has commenced cement production at its 3.90 million tons Greenfield Integrated Cement Plant at Mukutban (Maharashtra) on 30th April, 2022.
- 5) During the year ended 31st March 2022, Freehold Land of the Group had been revalued on the basis of valuation report made by independent registered valuer and effective date of revaluation is 1st April 2021. The resulting revaluation surplus of ₹ 155.02 Crores is recognised and presented under "Other Comprehensive Income".



Handwritten signature



- 6) The Government of India, on 20th September 2019, vide the Taxation Laws (Amendment) Ordinance 2019, inserted a new Section 115BAA in the Income Tax Act, 1961, which provides an option to a corporate for paying Income Tax at reduced rates as per the provisions / conditions defined in the said section, which had been adopted by RCCPL Private Limited, wholly owned subsidiary of the Company. The Holding Company is continuing to provide for income tax at old rates, based on the available outstanding MAT credit entitlement and various exemptions and deductions available to the Holding Company under the Income Tax Act, 1961. However, the Holding Company has applied the lower income tax rates on the deferred tax assets / liabilities to the extent these are expected to be realised or settled in the future period when the Holding Company may be subjected to lower tax rates and accordingly in the year ended 31st March, 2022 the Holding Company had reversed net deferred tax liability of ₹ 4.37 Crores.
- 7) Figures for previous periods have been regrouped/rearranged, wherever necessary.
- 8) a) The above results were reviewed by the Audit Committee on 7th November, 2022 and approved by the Board of Directors of the Company at its meeting held on 8th November, 2022. The above results have been reviewed by the Statutory Auditors of the Company.
- (b) Key Standalone financial information:

Particulars	(₹ in crores)					
	Quarter Ended			Half Year Ended		Year Ended
	30th Sept, 22 (Unaudited)	30th June, 22 (Unaudited)	30th Sept, 21 (Unaudited)	30th Sept, 22 (Unaudited)	30th Sept, 21 (Unaudited)	31st March, 22 (Audited)
Total Income	1,305.85	1,379.14	1,101.51	2,684.99	2,246.73	4,885.32
Net Profit / (Loss) before Tax and exceptional items	(28.15)	38.73	59.13	10.58	166.14	303.88
Net Profit / (Loss) before Tax after exceptional items	(28.15)	13.27	59.13	(14.88)	166.14	272.44
Net Profit / (Loss) after Tax	(17.10)	13.77	41.77	(3.33)	119.56	202.92

Kolkata
8th November, 2022



For Birla Corporation Limited

H.V. Lodha
(HARSH V. LODHA)
Chairman
DIN: 00394094

BIRLA CORPORATION LIMITED
CIN No. L01132WB1919PLC003334
UNAUDITED CONSOLIDATED STATEMENT OF ASSETS AND LIABILITIES AS AT 30TH SEPTEMBER, 2022

(₹ in Crores)

		Consolidated as at	
Particulars	30th Sept, 22 (Unaudited)	31st March, 22 (Audited)	
A ASSETS			
1 NON-CURRENT ASSETS			
(a) Property, Plant and Equipment	8,121.23	6,585.91	
(b) Capital Work-in-Progress	1,051.63	2,549.32	
(c) Investment Property	0.39	0.40	
(d) Goodwill on Consolidation	0.03	0.03	
(e) Intangible Assets	1,029.72	989.70	
(f) Intangible Assets under Development	1.57	1.74	
(g) Biological Assets other than Bearer Plants	0.86	0.85	
(h) Financial Assets			
(i) Investments	381.76	407.31	
(ii) Loans	0.38	0.46	
(iii) Other Financial Assets	235.64	229.73	
(i) Non Current Tax Asset (Net)	85.10	42.85	
(j) Other Non-Current Assets	161.11	177.16	
Sub-Total-Non Current Assets	11,069.42	10,985.46	
2 CURRENT ASSETS			
(a) Inventories	1,285.91	819.99	
(b) Financial Assets			
(i) Investments	92.86	601.63	
(ii) Trade Receivables	473.23	302.81	
(iii) Cash and Cash Equivalents	91.56	84.39	
(iv) Bank Balances other than Cash and Cash Equivalent	88.54	53.59	
(v) Loans	1.04	1.03	
(vi) Other Financial Assets	567.48	573.00	
(c) Other Current Assets	587.40	428.61	
(d) Non-Current Assets classified as Held for Sale	1.07	1.08	
Sub-Total - Current Assets	3,189.09	2,866.13	
Total Assets	14,258.51	13,851.59	
B EQUITY AND LIABILITIES			
1 EQUITY			
(a) Equity Share Capital	77.01	77.01	
(b) Other Equity	5,875.72	5,971.84	
Sub-Total - Equity	5,952.73	6,048.85	
2 NON -CONTROLLING INTEREST	0.04	0.04	
LIABILITIES			
3 NON-CURRENT LIABILITIES			
(a) Financial Liabilities			
(i) Borrowings	3,883.46	3,790.59	
(ii) Lease Liabilities	110.00	112.47	
(iii) Other Financial Liabilities	594.19	585.89	
(b) Provisions	65.68	63.66	
(c) Deferred Tax Liabilities (Net)	956.28	972.20	
(d) Non Current Tax Liabilities (Net)	0.53	1.29	
(e) Other Non Current Liabilities	141.04	141.82	
Sub-Total - Non Current Liabilities	5,751.18	5,667.92	
4 CURRENT LIABILITIES			
(a) Financial Liabilities			
(i) Borrowings	582.20	417.45	
(ii) Lease Liabilities	5.77	5.43	
(iii) Trade Payables			
- Total outstanding dues of micro enterprises and small enterprises	11.03	10.01	
- Total outstanding dues of creditors other than micro enterprises and small enterprises	926.73	751.96	
(iv) Other Financial Liabilities	676.32	586.81	
(b) Other Current Liabilities	339.38	349.58	
(c) Provisions	13.13	13.54	
Sub-Total - Current Liabilities	2,554.56	2,134.78	
Total Equity and Liabilities	14,258.51	13,851.59	

For Birla Corporation Limited

H. V. Lodha

(HARSH V. LODHA)

Chairman

DIN: 00394094

Kolkata
8th November, 2022



BIRLA CORPORATION LIMITED
CIN : L01132WB1919PLC003334
UNAUDITED CONSOLIDATED STATEMENT OF CASH FLOWS FOR THE HALF YEAR ENDED 30TH SEPTEMBER, 2022

(₹ in Crores)




	For the Half Year Ended 30th September, 2022 (Unaudited)	For the Half Year Ended 30th September, 2021 (Unaudited)	
Cash Flow from Operating Activities:			
Profit / (Loss) after Exceptional Items & before Tax	(5.34)	309.76	
Adjustments for :			
Depreciation & Amortisation	239.93	196.56	
Investing Activities (Net)	(11.87)	(13.38)	
Provision for Doubtful Debts	-	0.30	
(Profit)/ Loss on sale/ discard of Property, Plant and Equipment / CWIP (Net)	(2.16)	(0.30)	
(Profit)/ Loss on sale of Non Current Assets classified as Held for Sale	-	(0.03)	
Lease Liability De-recognised	-	(0.29)	
Amortisation of Deferred Revenue	(0.95)	(0.64)	
Excess Liabilities, Unclaimed Balances and Provisions written back (Net)	(27.46)	(2.32)	
Effect of Foreign Exchange Fluctuations	(7.64)	9.26	
Fair Valuation of NCDs and related Derivative Instruments	0.39	-	
Finance Costs	163.08	127.10	
Operating Profit before Working Capital changes	347.98	626.02	
Adjustments for :			
(Increase)/ Decrease in Trade Receivables	(170.40)	(41.12)	
(Increase)/ Decrease in Inventories	(465.92)	3.68	
(Increase)/ Decrease in Loans, Other Financial Assets & Other Assets	(211.92)	(130.66)	
Increase/ (Decrease) in Trade Payables & Other Liability	266.33	39.34	
Increase/ (Decrease) in Provisions	1.30	10.59	
Cash generated from operations	(232.63)	507.85	
Direct Taxes (Paid) / Refund Received (Net)	(43.05)	(50.92)	
Net Cash from Operating Activities	(275.68)	456.93	
Cash Flow from Investing Activities:			
Purchase of Tangible & Intangible Assets including CWIP/ Capital Advances	(325.51)	(371.21)	
Sale of Tangible Assets	2.89	1.24	
(Purchase)/Sale of Liquid Investments (Net)	249.92	14.34	
Purchase of other Current Investments	(92.62)	(279.25)	
Sale of other Current Investments	357.51	330.75	
Purchase of Non-Current Investments	-	(0.01)	
(Increase)/ Decrease in Other Bank Balances	91.52	133.09	
Loan (given)/ taken back from Related Parties	(0.01)	(0.01)	
Interest received	4.61	7.71	
Dividend received	2.53	1.09	
Net Cash used in Investing Activities	290.84	(162.26)	
Cash Flow from Financing Activities			
Proceeds from Long Term Borrowings	286.93	224.36	
Repayments of Long Term Borrowings	(86.44)	(444.59)	
(Repayments)/Proceeds from Short Term Borrowings (Net)	50.82	117.51	
Payment of Lease Liabilities	(8.34)	(7.44)	
Interest paid	(173.95)	(174.46)	
Dividend paid	(77.01)	(77.01)	
Net Cash used in Financing Activities	(7.99)	(361.63)	
Net Increase/ (Decrease) in Cash and Cash Equivalents	7.17	(66.96)	
Cash and Cash Equivalents (Opening Balance)	84.39	90.59	
Cash and Cash Equivalents (Closing Balance)	91.56	23.63	
Cash and Cash Equivalents as per balance sheet (Opening Balance)	84.39	90.54	
Cash and Cash Equivalents on account of Business Combination	-	0.05	
Overdraft Balance in Current Account shown under short term borrowing in Balance Sheet	-	-	
Cash and Cash Equivalents (Opening Balance) after adjustment	84.39	90.59	
Cash and Cash Equivalents as per balance sheet (Closing Balance)	91.56	23.77	
Overdraft Balance in Current Account shown under Short Term Borrowings	-	(0.14)	
Cash and Cash Equivalents (Closing Balance) after adjusting Overdraft balance	91.56	23.63	

For Birla Corporation Limited

Kolkata
8th November, 2022



Harsh V. Lodha
(HARSH V. LODHA)
Chairman
DIN: 00394094

BIRLA CORPORATION LIMITED CIN No. LD1132WB1919PLC003334 UNAUDITED CONSOLIDATED SEGMENT WISE REVENUE, RESULTS AND CAPITAL EMPLOYED						
(₹ in Crores)						
Particulars	Consolidated					
	Quarter Ended 30th Sept, 22 (Unaudited)	Quarter Ended 30th June, 22 (Unaudited)	Quarter Ended 30th Sept, 21 (Unaudited)	Half Year Ended 30th Sept, 22 (Unaudited)	Half Year Ended 30th Sept, 21 (Unaudited)	Year Ended 31st March, 22 (Audited)
1. Segment Revenue						
a. Cement	1,875.02	2,100.29	1,595.18	3,975.31	3,251.04	7,054.06
b. Jute	124.01	103.19	102.71	227.20	196.28	407.60
c. Others	1.80	0.99	2.21	2.79	3.02	7.85
Total	2,000.83	2,204.47	1,700.10	4,205.30	3,450.34	7,469.51
Less : Inter Segment Revenue	1.00	0.71	2.26	1.71	3.39	8.29
Revenue from Operations	1,999.83	2,203.76	1,697.84	4,203.59	3,446.95	7,461.22
2. Segment Result						
(Profit before Finance Cost and Tax)						
a. Cement	(18.47)	149.46	176.76	130.99	434.71	720.47
b. Jute	7.87	5.95	15.74	13.82	23.92	44.17
c. Others	(0.65)	(0.69)	(0.58)	(1.34)	(1.36)	(2.99)
Total	(11.25)	154.72	191.92	143.47	457.27	761.65
Less : (i) Finance Cost	92.79	70.29	63.18	163.08	127.10	242.66
(ii) Other un-allocable expenditure net off un-allocable income	(21.56)	7.29	9.56	(14.27)	20.41	(18.76)
Profit / (Loss) before Tax	(82.48)	77.14	119.18	(5.34)	309.76	537.75
3. Segment Assets						
a. Cement	12,136.70	11,813.85	10,944.32	12,136.70	10,944.32	11,239.81
b. Jute	1,093.28	1,084.83	904.86	1,093.28	904.86	1,075.16
c. Others	165.52	165.32	146.04	165.52	146.04	165.78
d. Unallocated Assets	863.01	1,094.74	1,209.14	863.01	1,209.14	1,370.84
Total	14,258.51	14,158.74	13,204.36	14,258.51	13,204.36	13,851.59
4. Segment Liabilities						
a. Cement	2,131.67	2,168.62	1,811.19	2,131.67	1,811.19	1,924.44
b. Jute	19.49	19.11	24.54	19.49	24.54	16.05
c. Others	1.75	1.61	1.50	1.75	1.50	2.33
d. Unallocated Liabilities	6,152.83	5,908.38	5,612.08	6,152.83	5,612.08	5,859.88
Total	8,305.74	8,097.72	7,449.31	8,305.74	7,449.31	7,802.70
The Company has reported segment information as per Indian Accounting Standard 108 "Operating Segments" (IND AS 108). The identification of operating segments is consistent with performance assessment and resource allocation by the Chief Operating Decision Maker.						
 			For Birla Corporation Limited  (HARSH V. LODHA) Chairman DIN: 00394094			
Kolkata 8th November, 2022						



V. SANKAR AIYAR & CO.

CHARTERED ACCOUNTANTS

Sarojini House, 6 Bhagwan Das Road, New Delhi-110001

Tel.(011)44744643; e-mail: newdelhi@vsa.co.in

INDEPENDENT AUDITOR'S LIMITED REVIEW REPORT ON THE STANDALONE UNAUDITED FINANCIAL RESULTS OF THE BIRLA CORPORATION LIMITED FOR THE QUARTER AND SIX MONTHS ENDED 30th SEPTEMBER, 2022

TO THE BOARD OF DIRECTORS OF BIRLA CORPORATION LIMITED

1. We have reviewed the accompanying statement of Standalone Unaudited Financial Results ("the Statement") of **Birla Corporation Limited** ("the Company") for the quarter and six months ended 30th September 2022, being submitted by the Company pursuant to the requirement of Regulation 33 and 52 of the SEBI (Listing Obligations and Disclosure Requirements), Regulations, 2015, as amended (the "Listing Regulations").
2. This Statement which is the responsibility of the Company's Management and has been approved by the Company's Board of Directors in their meeting held on 8th November 2022, has been prepared in accordance with the recognition and measurement principles laid down in the Indian Accounting Standard 34 "Interim Financial Reporting" ("Ind AS 34"), prescribed under section 133 of the Companies Act, 2013 as amended, read with relevant rules issued thereunder and other accounting principles generally accepted in India and in compliance with Regulation 33 and 52 of the Listing Regulations. Our responsibility is to express a conclusion on the Statement based on our review.
3. We conducted our review of the Statement in accordance with the Standard on Review Engagements (SRE) 2410, "Review of Interim Financial Information Performed by the Independent Auditor of the Entity", issued by the Institute of Chartered Accountants of India (ICAI). This standard requires that we plan and perform the review to obtain moderate assurance as to whether the financial statements are free of material misstatement. A review of interim financial information consists of making inquiries, primarily of the Company's personnel responsible for financial and accounting matters, and applying analytical and other review procedures. A review is substantially less in scope than an audit conducted in accordance with Standards on Auditing specified under Section 143(10) of the Companies Act, 2013 and consequently does not enable us to obtain assurance that we would become aware of all significant matters that might be identified in an audit. Accordingly, we do not express an audit opinion.
4. Based on our review conducted as stated in paragraph 3 above, nothing has come to our attention that causes us to believe that the accompanying Statement, prepared in accordance with the recognition and measurement principles laid down in the aforesaid Indian Accounting Standards ('Ind AS') specified under section 133 of the Companies Act, 2013 as amended read with relevant rules issued thereunder and other accounting principles generally accepted in India, has not disclosed the information required to be disclosed in terms of the Listing Regulations, including the manner in which it is to be disclosed, or that it contains any material misstatement.



Place: New Delhi

Dated: 8th November, 2022

For V. Sankar Aiyar & Co.
Chartered Accountants
ICAI Firm Regn. 109208W

(M.S. Balachandran)
Partner (M.No.024282)

UDIN: 22024282 BCMWVB.7026



BIRLA CORPORATION LIMITED

Regd. Office: 9/1, R.N. Mukherjee Road, Kolkata-700 001

CIN-L01132WB1919PLC003334

UNAUDITED STANDALONE FINANCIAL RESULTS FOR THE QUARTER AND HALF YEAR ENDED 30TH SEPTEMBER, 2022

(₹ in Crores)

Particulars	Standalone					
	Quarter Ended 30th Sept, 22 (Unaudited)	Quarter Ended 30th June, 22 (Unaudited)	Quarter Ended 30th Sept, 21 (Unaudited)	Half Year Ended 30th Sept, 22 (Unaudited)	Half Year Ended 30th Sept, 21 (Unaudited)	Year Ended 31st March, 22 (Audited)
Income						
1 Revenue from operations	1,262.78	1,364.68	1,085.04	2,627.46	2,220.09	4,790.93
2 Other income	43.07	14.46	16.47	57.53	26.64	94.39
3 Total income	1,305.85	1,379.14	1,101.51	2,684.99	2,246.73	4,885.32
Expenses						
a) Cost of materials consumed	273.64	270.15	215.05	543.79	468.82	993.49
b) Purchases of stock-in-trade	7.39	8.80	5.62	16.19	10.60	26.54
c) Changes in inventories of finished goods, work-in-progress and stock-in-trade	(46.98)	(64.19)	14.31	(111.17)	(37.62)	(13.98)
d) Employee benefits expense	91.64	89.49	82.22	181.13	162.20	332.52
e) Finance costs	28.24	24.70	25.62	52.94	53.02	100.53
f) Depreciation and amortisation expense	43.43	42.40	43.61	85.83	86.08	176.86
g) Power & fuel	420.94	419.76	225.40	840.70	465.61	1,099.43
h) Transport & forwarding expense						
- On finished products	245.69	266.27	210.13	511.96	429.71	914.09
- On internal material transfer	16.82	24.83	11.95	41.65	24.00	54.46
i) Other expenses	253.19	258.20	208.47	511.39	418.17	897.50
4 Total expenses	1,334.00	1,340.41	1,042.38	2,674.41	2,080.59	4,581.44
5 Profit / (Loss) before exceptional items and tax	(28.15)	38.73	59.13	10.58	166.14	303.88
6 Exceptional Items (Refer Note 2)	-	25.46	-	25.46	-	31.44
7 Profit / (Loss) before tax	(28.15)	13.27	59.13	(14.88)	166.14	272.44
8 Tax expense						
- Current tax	(2.50)	2.50	10.11	-	28.95	50.08
- Deferred tax	(8.55)	(3.00)	7.25	(11.55)	17.63	20.35
- Income tax relating to earlier years	-	-	-	-	-	(0.91)
9 Net Profit / (Loss) for the period	(17.10)	13.77	41.77	(3.33)	119.56	202.92
10 Other Comprehensive Income						
A. (i) Items that will not be reclassified to Profit or Loss	32.10	(57.31)	54.06	(25.21)	116.19	282.11
(ii) Income tax relating to items that will not be reclassified to Profit or Loss	(3.50)	7.60	0.50	4.10	(1.46)	(41.89)
B. (i) Items that will be reclassified to Profit or Loss	0.57	1.00	0.93	1.57	5.32	2.66
(ii) Income tax relating to items that will be reclassified to Profit or Loss	(0.11)	(0.43)	(0.33)	(0.54)	(1.86)	(0.93)
11 Total Comprehensive Income for the period	11.96	(35.37)	96.93	(23.41)	237.75	444.87
12 Paid-up Equity Share Capital (Face Value ₹ 10/- each)	77.01	77.01	77.01	77.01	77.01	77.01
13 Other Equity				5,017.71	4,911.00	5,118.13
14 Basic and Diluted Earnings Per Share (Face Value of ₹ 10/- each) for the period (₹)	(2.22)	1.79	5.43	(0.43)	15.53	26.35

Notes:

- 1) Additional Disclosure as per Regulation 52(4) of Securities and Exchange Board of India (Listing Obligations and Disclosure Requirements) Regulations, 2015:

Sr. No.	Particulars	Quarter Ended 30th Sept, 22 (Unaudited)	Quarter Ended 30th June, 22 (Unaudited)	Quarter Ended 30th Sept, 21 (Unaudited)	Half Year Ended 30th Sept, 22 (Unaudited)	Half Year Ended 30th Sept, 21 (Unaudited)	Year Ended 31st March, 22 (Audited)
a)	Debt Equity Ratio (In times)	0.24	0.24	0.22	0.24	0.22	0.25
b)	Debt Service Coverage Ratio (In times)	1.02	2.05	0.69	1.51	0.80	1.22
c)	Interest Service Coverage Ratio (In times)	1.54	3.25	5.01	2.34	5.76	5.47
d)	Debenture Redemption Reserve (₹ in Crores)	24.96	24.96	24.96	24.96	24.96	24.96
e)	Net Worth (₹ in Crores)	4,147.36	4,212.42	4,161.48	4,147.36	4,161.48	4,249.69
f)	Net Profit / (Loss) after Tax (₹ in Crores)	(17.10)	13.77	41.77	(3.33)	119.56	202.92
g)	Basic and Diluted Earnings Per Share (Face Value of ₹ 10/- each) for the period (₹)	(2.22)	1.79	5.43	(0.43)	15.53	26.35
h)	Current Ratio (In times)	1.31	1.53	1.47	1.31	1.47	1.59
i)	Long Term Debt to Working Capital (In times)	1.78	1.33	1.46	1.78	1.46	1.32
j)	Bad Debts to Account Receivable Ratio (In times)	-	-	-	-	-	0.00
k)	Current Liability Ratio (In times)	0.44	0.39	0.40	0.44	0.40	0.38
l)	Total Debts to Total Assets (In times)	0.12	0.12	0.11	0.12	0.11	0.12
m)	Debtors Turnover (In times)	15.69	21.26	16.33	18.12	20.39	22.64
n)	Inventory Turnover (In times)	6.29	8.31	6.71	6.94	7.25	7.93
o)	Operating Margin (In %)	0.04%	6.78%	10.45%	3.54%	12.69%	10.28%
p)	Net Profit Margin (In %)	-1.37%	1.02%	3.90%	-0.13%	5.45%	4.28%



Handwritten signature



Sub Notes:
i) Debt - Equity Ratio = (Non-Current Borrowings + Current Maturities of Non-Current Borrowings) / Equity (excluding Revaluation Surplus and Capital Reserve)
ii) Debt Service Coverage Ratio = (Earnings before Interest, Tax and Depreciation) / (Interest Expense + Principal Payment for Non-Current Borrowings during the period)
iii) Interest Service Coverage Ratio = Earnings before Interest, Tax and Depreciation / Interest Expense
iv) Current Ratio = Current Assets / Current Liabilities
v) Long Term Debt to Working Capital = (Non-Current Borrowings + Current Maturities of Non-Current Borrowings) / (Current Asset - Current Liabilities excluding Current Maturities of Non-Current Borrowings)
vi) Bad Debts to Account Receivable Ratio = Bad Debts written off / Trade Receivables
vii) Current Liability Ratio = Current Liabilities / Total Liabilities
viii) Total Debts to Total Assets = (Non-Current Borrowings + Current Maturities of Non-Current Borrowings) / Total Assets
ix) Debtors Turnover = Annualised Sale of Products & Services / Average Debtors
x) Inventory Turnover = Annualised Sale of Products & Services / Average Inventory
xi) Operating Margin = (Profit before Depreciation, Interest, Tax and Exceptional Item Less Other Income) / Sale of Products & Services
xii) Net Profit Margin = Profit after Tax / Sale of Products & Services

- 2) Exceptional items includes:
- a) ₹ 25.46 Crores for the quarter ended 30th June, 2022 and half year ended 30th September, 2022 represents electricity charges pertaining to earlier years on account of increase in power tariff notified by the authorities in the current year.
- b) ₹ 31.44 Crores for the year ended 31st March, 2022 includes ₹ 38.44 Crores on account of provision made towards interest on payment of U.P. Entry Tax, while the matter is sub judice, as a matter of abundant caution, such provision had been made and ₹ 7.00 Crores representing compensation claim received from a party on account of damages caused to the asset of the Company.
- 3) Out of the Debentures aggregating to ₹ 550 Crores as on 30th September 2022, ₹ 400 Crores are secured by first charge on the movable and immovable fixed assets of the Company's cement division ranking pari-passu with other term lenders and ₹ 150 Crores are secured by first charge on freehold land at Soorah Jute Mills, situated at Narkeldanga Kolkata of the Company ranking pari-passu with other term lenders. The asset cover as on 30th September, 2022 is 3.02 times of the principal amount of each of the said secured Non-Convertible Debentures and other term loans.
- 4) During the quarter and half year ended 30th September, 2022, the Company subscribed for the Rights Issue of equity share aggregating to 50,000 @ ₹ 10 per share of M.P.Birla Group Services Private Limited (a wholly owned subsidiary company).
- 5) During the year ended 31st March 2022, Freehold Land of the Company had been revalued on the basis of valuation report made by independent registered valuer and the effective date of revaluation is 1st April 2021. The resulting revaluation surplus of ₹ 153.96 Crores is recognized and presented under "Other Comprehensive Income".
- 6) The Government of India, on 20th September 2019, vide the Taxation Laws (Amendment) Ordinance 2019, inserted a new Section 115BAA in the Income Tax Act, 1961, which provides an option to a corporate for paying Income Tax at reduced rates as per the provisions/conditions defined in the said section. The Company is continuing to provide for income tax at old rates, based on the available outstanding MAT credit entitlement and various exemptions and deductions available to the Company under the Income Tax Act, 1961. However, the Company has applied the lower income tax rates on the deferred tax assets/ liabilities to the extent these are expected to be realised or settled in the future period when the Company may be subjected to lower tax rates and accordingly in the year ended 31st March, 2022 the Company had reversed net deferred tax liability of ₹ 4.37 Crores.
- 7) Figures for previous periods have been regrouped/ rearranged, wherever necessary.
- 8) The above results were reviewed by the Audit Committee on 7th November, 2022 and approved by the Board of Directors of the Company at its meeting held on 8th November, 2022. The above results have been reviewed by the Statutory Auditors of the Company.

Kolkata
8th November, 2022



For Birla Corporation Limited

H. V. Lodha
(HARSH V. LODHA)
Chairman
DIN: 00394094

BIRLA CORPORATION LIMITED
CIN No. L01132WB1919PLC003334
UNAUDITED STANDALONE STATEMENT OF ASSETS AND LIABILITIES AS AT 30TH SEPTEMBER, 2022

(₹ in Crores)		
Particulars	Standalone as at	
	30th Sept, 22 (Unaudited)	31st March, 22 (Audited)
A ASSETS		
1 NON-CURRENT ASSETS		
(a) Property, Plant and Equipment	3,295.05	3,304.16
(b) Capital Work-In-Progress	244.40	198.16
(c) Investment Property	0.39	0.40
(d) Intangible Assets	36.48	29.32
(e) Intangible Assets under Development	1.57	1.74
(f) Biological Assets other than Bearer Plants	0.85	0.85
(g) Investment in Subsidiaries	2,280.54	2,280.49
(h) Financial Assets		
(i) Investments	381.76	407.31
(ii) Loans	0.38	0.46
(iii) Other Financial Assets	151.92	137.63
(i) Non-Current Tax Asset (Net)	57.25	30.74
(j) Other Non-Current Assets	83.08	80.12
Sub-Total - Non Current Assets	6,533.67	6,471.38
2 CURRENT ASSETS		
(a) Inventories	894.59	602.71
(b) Financial Assets		
(i) Investments	194.52	618.91
(ii) Trade Receivables	351.40	221.77
(iii) Cash and Cash Equivalents	67.71	72.92
(iv) Bank Balances other than Cash and Cash Equivalents	87.09	52.45
(v) Loans	1.04	1.03
(vi) Other Financial Assets	83.02	134.87
(c) Other Current Assets	291.37	185.77
(d) Non-Current Assets classified as Held for Sale	1.07	1.08
Sub-Total - Current Assets	1,971.81	1,891.51
Total Assets	8,505.48	8,362.89
B EQUITY AND LIABILITIES		
1 EQUITY		
(a) Equity Share Capital	77.01	77.01
(b) Other Equity	5,017.71	5,118.13
Sub-Total - Equity	5,094.72	5,195.14
LIABILITIES		
2 NON-CURRENT LIABILITIES		
(a) Financial Liabilities		
(i) Borrowings	907.46	952.96
(ii) Lease Liabilities	51.17	52.41
(iii) Other Financial Liabilities	410.10	413.28
(b) Provisions	39.72	40.73
(c) Deferred Tax Liabilities (Net)	358.07	373.18
(d) Non-Current Tax Liabilities (Net)	0.50	1.26
(e) Other Non-Current Liabilities	141.04	141.82
Sub-Total - Non Current Liabilities	1,908.06	1,975.64
3 CURRENT LIABILITIES		
(a) Financial Liabilities		
(i) Borrowings	308.74	226.35
(ii) Lease Liabilities	3.05	2.71
(iii) Trade Payables:		
-Total outstanding dues of micro enterprises and small enterprises	8.48	7.31
-Total outstanding dues of creditors other than micro enterprises and small enterprises	610.75	470.29
(iv) Other Financial Liabilities	361.97	268.34
(b) Other Current Liabilities	197.55	204.54
(c) Provisions	12.16	12.57
Sub-Total - Current Liabilities	1,502.70	1,192.11
Total Equity and Liabilities	8,505.48	8,362.89

For Birla Corporation Limited



H. V. Lodha

(HARSH V. LODHA)
Chairman
DIN: 00394094

Kolkata
8th November, 2022



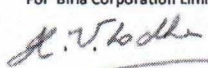
BIRLA CORPORATION LIMITED CIN : L01132WB1919PLC003334		
UNAUDITED STANDALONE STATEMENT OF CASH FLOWS FOR THE HALF YEAR ENDED 30TH SEPTEMBER, 2022		
(₹ in Crores)		
	For the Half Year Ended 30th September, 2022 (Unaudited)	For the Half Year Ended 30th September, 2021 (Unaudited)
Cash Flow from Operating Activities:		
Profit / (Loss) after Exceptional Items & before Tax	(14.88)	166.14
Adjustments for :		
Depreciation & Amortisation	85.83	86.08
Investing Activities (Net)	(14.93)	(18.21)
Provision for Doubtful Debts	-	0.30
(Profit)/ Loss on sale/ discard of Property, Plant and Equipment (Net)	(2.16)	(0.30)
(Profit)/ Loss on sale of Non Current Assets classified as Held for Sale	-	(0.03)
Amortisation of Deferred Revenue	(0.95)	(0.64)
Excess Liabilities, Unclaimed Balances and Provisions Written Back (Net)	(27.44)	(2.30)
Effect of Foreign Exchange Fluctuations	(6.27)	0.22
Fair Valuation of NCDs and related Derivative Instruments	0.39	-
Finance Costs	52.94	53.02
Operating Profit before Working Capital changes	72.53	284.28
Adjustments for :		
(Increase)/ Decrease in Trade Receivables	(129.63)	(37.45)
(Increase)/ Decrease in Inventories	(291.88)	(28.16)
(Increase)/ Decrease in Loans, Other Financial Assets & Other Assets	(131.73)	(30.04)
Increase/ (Decrease) in Trade Payables & Other Liability	202.90	17.01
Increase/ (Decrease) in Provisions	(1.38)	7.76
Cash generated from operations	(279.19)	213.40
Direct Taxes (Paid) / Refund Received (Net)	(27.27)	(41.22)
Net Cash from Operating Activities	(306.46)	172.18
Cash Flow from Investing Activities:		
Purchase of Tangible & Intangible Assets including CWIP/ Capital Advances	(144.19)	(108.19)
Sale of Tangible Assets	2.89	1.23
(Purchase)/ Sale of Liquid Investments (Net)	168.92	1.92
Purchase of Other Current Investments	(92.33)	(187.75)
Sale of Other Current Investments	357.37	309.66
Investment made in Subsidiary	(0.05)	-
(Increase)/ Decrease in Other Bank Balances	92.13	133.39
Loan (given)/ taken back from Related Parties	(0.01)	(0.01)
Interest Received	4.24	7.31
Dividend Received	1.69	1.09
Net Cash used in Investing Activities	390.66	158.65
Cash Flow from Financing Activities:		
Repayments of Long Term Borrowings	(29.15)	(329.95)
(Repayments)/Proceeds from Short Term Borrowings (Net)	75.83	120.10
Payment of Lease Liabilities	(3.50)	(2.50)
Interest Paid	(55.58)	(65.05)
Dividend Paid	(77.01)	(77.01)
Net Cash used in Financing Activities	(89.41)	(354.41)
Net Increase / (Decrease) in Cash and Cash Equivalents	(5.21)	(23.58)
Cash and Cash Equivalents (Opening Balance)	72.92	36.16
Cash and Cash Equivalents (Closing Balance)	67.71	12.58
Cash and Cash Equivalents as per balance sheet (Opening Balance)	72.92	36.16
Overdraft Balance in Current Account shown under Short Term Borrowings	-	-
Cash and Cash Equivalents (Opening Balance) after adjusting Overdraft balance	72.92	36.16
Cash and Cash Equivalents as per balance sheet (Closing Balance)	67.71	12.72
Overdraft Balance in Current Account shown under Short Term Borrowings	-	(0.14)
Cash and Cash Equivalents (Closing Balance) after adjusting Overdraft balance	67.71	12.58

Kolkata
8th November, 2022



For Birla Corporation Limited

Harsh V. Lodha
(HARSH V. LODHA)
Chairman
DIN: 00394094

BIRLA CORPORATION LIMITED CIN No. L01132WB1919PLC003334 UNAUDITED STANDALONE SEGMENT WISE REVENUE, RESULTS AND CAPITAL EMPLOYED						
(₹ in Crores)						
Particulars	Standalone					
	Quarter Ended 30th Sept, 22 (Unaudited)	Quarter Ended 30th June, 22 (Unaudited)	Quarter Ended 30th Sept, 21 (Unaudited)	Half Year Ended 30th Sept, 22 (Unaudited)	Half Year Ended 30th Sept, 21 (Unaudited)	Year Ended 31st March, 22 (Audited)
1. Segment Revenue						
a. Cement	1,137.97	1,261.21	982.38	2,399.18	2,024.18	4,383.77
b. Jute	124.01	103.19	102.71	227.20	196.28	407.60
c. Others	1.80	0.99	2.21	2.79	3.02	7.85
Total	1,263.78	1,365.39	1,087.30	2,629.17	2,223.48	4,799.22
Less : Inter Segment Revenue	1.00	0.71	2.26	1.71	3.39	8.29
Revenue from Operations	1,262.78	1,364.68	1,085.04	2,627.46	2,220.09	4,790.93
2. Segment Result						
(Profit before Finance Cost and Tax)						
a. Cement	(29.16)	39.77	71.69	10.61	203.38	317.16
b. Jute	7.86	5.93	15.72	13.79	23.88	44.10
c. Others	(0.63)	(0.67)	(0.57)	(1.30)	(1.33)	(2.85)
Total	(21.93)	45.03	86.84	23.10	225.93	358.41
Less : (i) Finance Cost	28.24	24.70	25.62	52.94	53.02	100.53
(ii) Other un-allocable expenditure net off un-allocable income	(22.02)	7.06	2.09	(14.96)	6.77	(14.56)
Profit / (Loss) before Tax	(28.15)	13.27	59.13	(14.88)	166.14	272.44
3. Segment Assets						
a. Cement	4,053.44	3,807.78	3,533.14	4,053.44	3,533.14	3,482.11
b. Jute	1,091.85	1,083.39	904.48	1,091.85	904.48	1,073.71
c. Others	163.88	163.53	144.24	163.88	144.24	163.99
d. Unallocated Assets	3,196.31	3,321.63	3,429.12	3,196.31	3,429.12	3,643.08
Total	8,505.48	8,376.33	8,010.98	8,505.48	8,010.98	8,362.89
4. Segment Liabilities						
a. Cement	1,268.99	1,308.68	1,073.61	1,268.99	1,073.61	1,090.86
b. Jute	19.49	19.11	24.54	19.49	24.54	16.05
c. Others	1.73	1.59	1.48	1.73	1.48	2.31
d. Unallocated Liabilities	2,120.55	1,887.18	1,923.34	2,120.55	1,923.34	2,058.53
Total	3,410.76	3,216.56	3,022.97	3,410.76	3,022.97	3,167.75
The Company has reported segment information as per Indian Accounting Standard 108 "Operating Segments" (IND AS 108). The identification of operating segments is consistent with performance assessment and resource allocation by the Chief Operating Decision Maker.						
 			For Birla Corporation Limited  (HARSH V. LODHA) Chairman DIN: 00394094			
Kolkata 8th November, 2022						