



# WEST COAST PAPER MILLS LTD.,

Registered & Works Office : Post Box No. 5, Bangur Nagar, Dandeli-581 325

Dist Uttar Kannada (Karnataka) - India

CORPORATE IDENTITY NO : L02101KA1955PLC001936 website : www.westcoastpaper.com  
Ph : (08284) 231391 - 395 (5 lines) Fax : 08284-231225 (Admn. Office) 230443 (Works Office)



ZZP:201:SHARE:08:  
July 22, 2022

To:

BSE Limited  
Corporate Services  
Floor 25, P.J.Towers,  
Dalal Street  
**MUMBAI – 400 001**

To:

National Stock Exchange of India Limited  
Listing Department  
Exchange Plaza  
Bandra-Kurla Complex,  
Bandra [East]  
**MUMBAI-400 051**

Dear Sirs,

**SCRIP CODE: BSE-500444/NSE-WSTCSTPAPR**

**Sub : Annual Report – 2021-22 & Notice of Annual General Meeting to  
be held on August 17, 2022 through Video Conference.**

Pursuant to Regulation 34 of the Securities and Exchange Board of India (Listing Obligations and Disclosure Requirements) Regulations, 2015, we enclose herewith copy of Annual Report 2021-22 and Notice dated May 26, 2022 of 67<sup>th</sup> Annual General Meeting (AGM) of the Company to be held on **August 17, 2022 at 11:30 A.M.** through **Video Conference ("VC") / Other Audio-Visual Means("OAVM")**.

Please take the same on record.

Thanking you,

Yours faithfully,  
For WEST COAST PAPER MILLS LTD.

BRAJMOHAN PRASAD  
COMPANY SECRETARY  
M.NO.F7492

Encl: a.a.



Corporate Office : 31, Chowringhee Road, Kolkata - 700 016  
Phone : (033) 2265 6271-78 (8 lines), Fax : (033) 2226 5242,  
Email : wcpm.sale@westcoastpaper.com



## WEST COAST PAPER MILLS LIMITED

Regd. Office: P B No 5, Bangur Nagar, Dandeli - 581 325, Uttara Kannada, Karnataka  
CIN: L02101KA1955PLC001936, GSTN: 29AAACT4179N1ZO, Phone: (08284) 231391-395 (5 Lines),  
Fax: (08284) 231225, E-mail: co.sec@westcoastpaper.com, Website: www.westcoastpaper.com

### NOTICE

**NOTICE** is hereby given that the 67th Annual General Meeting of the Members of **WEST COAST PAPER MILLS LIMITED** will be held through Video Conferencing ("**VC**")/ Other Audio-Visual Means ("**OAVM**") on Wednesday, the 17th August, 2022, at 11.30 A.M. to transact the following business:

#### **ORDINARY BUSINESS:**

1. To consider and adopt the Audited Financial Statements (Standalone and Consolidated) for the year ended 31st March, 2022 including the Reports of the Directors and Auditors thereon.
2. To declare dividend on Equity Share for the financial year ended on 31st March, 2022.
3. To appoint a Director in place of Shri Rajendra Jain (DIN: 07250797), who retires by rotation under the Articles of Association of the Company and being eligible, offers himself for re-appointment.
4. To re-appoint Auditors & fix their remuneration and in this regard to consider and, if thought fit, to pass with or without modifications, the following resolution:

**"RESOLVED THAT** pursuant to the provisions of Section 139,142 and all other applicable provisions, if any, of the Companies Act, 2013 (the "Act") read with the Companies (Audit and Auditors) Rules, 2014, (including any statutory modification(s) or re-enactment thereof) and pursuant to the recommendations of the Audit Committee and the Board of Directors of the Company, M/s Singhi & Co., Chartered Accountants, Kolkata (Firm Reg. No.302049E), be and are hereby re-appointed as the Auditors of the Company to hold office from the conclusion of the Sixty Seventh Annual General Meeting till the conclusion of the Seventy Second Annual General Meeting of the Company (second term for a period of five years), at a remuneration, mutually agreed by the Board of Directors and the Auditors plus applicable service tax and reimbursement of travelling and out of pocket expenses incurred by them for the purpose of audit.

**RESOLVED FURTHER THAT** the Board of Directors of the Company be and is hereby authorized to do all acts and take all such steps as may be necessary, proper or expedient to give effect of this Resolution."

#### **SPECIAL BUSINESS:**

5. **Appointment of Shri Umesh Kini(M.No.29159), Cost Accountant, Sirsi as Cost Auditor of the Company and ratification of Remuneration**

To consider and, if thought fit, to pass with or without modifications, the following as an **Ordinary Resolution**:

**"RESOLVED THAT** pursuant to Section 148(3) and all other applicable provisions of the Companies Act, 2013 and the Companies (Audit and Auditors) Rules, 2014 (including any statutory modification(s) or re-enactment thereof, for the time being in force), and pursuant to the recommendation of the Audit Committee, the remuneration of Rs. 1,20,000/- as approved by the Board of Directors of the Company be paid to Shri Umesh Kini (M.No.29159), Cost Auditor, Sirsi, to conduct the audit of the cost accounts maintained by the Company, for the financial year ending 31st March 2023, be and is hereby ratified."

**"RESOLVED FURTHER THAT**, the Board of Directors be and is hereby authorized to do all acts and take all such steps as may be necessary, proper or expedient to give effect to this Resolution."

6. **Appointment of Shri Vinod Balmukand Agarwala (DIN:01725158) as an Independent Director of the Company**

To consider and, if thought fit, to pass, with or without modifications, the following resolution as **Special Resolution**:

**"RESOLVED THAT** pursuant to the provisions of Section 149, 150, 152 read with Schedule IV and all other applicable provisions of the Companies Act, 2013 (the "Act") and the Companies (Appointment and Qualification of Directors) Rules, 2014 (including any statutory modification(s) or re-enactment thereof for the time being in force) and Regulation 17 and 25 of SEBI(Listing Obligations and Disclosure Requirements) Regulations, 2015 ("SEBI LODR"), Shri Vinod Balmukand Agarwala (DIN:01725158) was appointed as an Additional Director w.e.f., 26th May, 2022,

under the provisions of Section 161 of the Act, by the Board of Directors on the basis of recommendation of the Nomination and Remuneration Committee of the Board of Directors of the Company and qualifies for being appointed as an Independent Director and in respect of whom the Company has received a notice in writing under Section 160 of the Act, be and is hereby appointed as an Independent Director of the Company not liable to retire by rotation and to hold office for 3(three) consecutive years with effect from 26th May, 2022 to 25th May, 2025.”

**“RESOLVED FURTHER THAT** the Board of Directors and/or the Company Secretary, be and are hereby severally authorized to settle any question, difficulty or doubt, that may arise in giving effect to this resolution and to do all such acts, deeds and things as may be necessary, expedient and desirable for the purpose of giving effect to this resolution.”

By Order of the Board

**Brajmohan Prasad**

Company Secretary

M.No. F7492

Place: Dandeli

Date: 26th May, 2022

---

#### NOTES:

- 1 An Explanatory Statement pursuant to Section 102 of the Companies Act, 2013 (“the Act”), in respect of businesses to be transacted at the Annual General Meeting (“AGM”) , as set out under Item No.5 and 6 above and the relevant details of the Directors as mentioned under Item No.3 and 6 above as required by Regulation 36(3) of the Securities and Exchange of India (Listing Obligations and Disclosure Requirement) Regulations, 2015 (“SEBI LODR”) and as required under Secretarial Standards-2 on General Meeting issued by the Institute of Company Secretaries of India, is at Annexure-I.
- 2 The members may note that the Ministry of Corporate Affairs (“MCA”) vide its General Circular nos. 20/2020 dated 05 May 2020, General Circular No. 02/2021 dated 13 January 2021, General Circular No. 19/2021 dated 08 December 2021, 21/2021 dated 14 December 2021 and General Circular No. 2/2022 dated 05 May 2022- (“MCA Circulars”), in relation to the extension of framework provided in the MCA Circulars up to 31 December, 2022 and Circular No. SEBI/HO/CFD/CMD1/CIR/P/2020/79, dated 12 May, 2020, SEBI/HO/CFD/CMD2/CIR/P/2021/11, dated 15 January, 2021 and SEBI/HO/CFD/CMD2/CIR/P/2022/62, dated 13 May 2022 issued by Securities and Exchange Board of India in view of the current extraordinary circumstances due to outbreak of COVID-19 pandemic, has permitted the Companies:
  - (i) to send the annual reports to shareholders only on e-mail who have registered their e-mail ID with the Company/ Depositories;
  - (ii) to hold AGM through VC or OAVM during the year 2022.
- 3 In compliance with the provisions of Section 108 of the Act read with Rule 20 of the Companies (Management and Administration) Rules, 2014 as substituted by the Companies (Management and Administration) Amendment Rules, 2015 and Regulation 44 of the SEBI LODR, the Company is pleased to offer its Members, facility to exercise their right to vote in respect of the businesses to be transacted through E-Voting Services.
- 4 The Company has entered into an agreement with Link Intime India Pvt. Ltd., (“LIPL”) for availing Electronic Voting facility in compliance with the provisions of Section 108 of the Act, read with Rule 20 of the Companies (Management and Administration) Rules, 2014. E-voting instructions, user ID & Password are being informed by LIPL, to those members who have registered their e-mail ID. Further members who are already in possession of user ID & Password may use the same.
- 5 The facility for voting through InstaMeet (VC/OAVM) shall be made available at the AGM and the members attending the meeting who have not cast their vote by remote E-voting shall be able to exercise their right at the meeting through InstaMeet (VC/OAVM).
- 6 The Company will hold the AGM through VC/OAVM facility without physical presence of the members. The necessary details for joining the meeting are given at Annexure-II.
- 7 As the AGM shall be conducted through VC/OAVM, the facility for appointment of Proxy by the Members is not available for this AGM and hence the Proxy Form and Attendance Slip including Route Map are not annexed to this Notice.
- 8 The meeting shall be deemed to be conducted at the Registered office of the Company.

- 9 Remote e-Voting period will commence on **14th August, 2022 at 9.00 AM** and ends on **16th August, 2022 at 5.00 PM**. Thereafter e-voting module shall be disabled for voting by LIPL. voting right will be reckoned on the paid-up value of share registered in the name of members on **10th August, 2022(Cut Off Date)**.
- 10 Pursuant to Section 101 and Section 136 of the Act, read with relevant rules made there under, Annual Report and Notice of AGM is being sent through e-mail to members who have registered e-mail ID with the Company / Depositories. The members who have not registered their e-mail ID with the Company can access the Annual Report on the website of the Company [www.westcoastpaper.com](http://www.westcoastpaper.com). Members who would like to obtain pdf copy on their e-mail ID may write an e-mail to [co.sec@westcoastpaper.com](mailto:co.sec@westcoastpaper.com). Pursuant to the Circulars mentioned above, the Company has not printed the Annual Reports and hence no hard copies of the Annual Report will be provided.
- 11 Members may note that the Notice of AGM and Annual Report for the financial year 2021-22 will also be available on the Company's website [www.westcoastpaper.com](http://www.westcoastpaper.com), website of the Stock Exchanges i.e. [www.nseindia.com](http://www.nseindia.com) and [www.bseindia.com](http://www.bseindia.com).
- 12 Pursuant to Section 113 of the Act, corporate members are requested to send a duly certified copy of the Board resolution authorizing their representative to attend and vote the AGM, by e-mail before e-voting/ attending AGM, to [csnaman@ngjoshiandco.com](mailto:csnaman@ngjoshiandco.com) / [co.sec@westcoastpaper.com](mailto:co.sec@westcoastpaper.com).
- 13 The members who are holding shares in physical form and who have not registered their e-mail ID with the Company, can write to [evoting.investors@linkintime.co.in](mailto:evoting.investors@linkintime.co.in) by providing their name and folio number and obtain default PAN (if PAN is not registered with the Company) for the purpose of e-voting and exercise their vote through remote e-voting or vote electronically during the AGM. The credentials will be provided to the members after verification of all details.
- 14 As per the provisions of Section 72 of the Act, and Rule 19(1) of the Companies (Share Capital and Debentures) Rules, 2014, members holding shares in physical form may file nomination in the prescribed form SH-13 with the Company's Registrar and Share Transfer Agent. In respect of shares held in demat form, the nomination form may be filed with the respective DP.
- 15 All documents referred to in the accompanying Notice are open for inspection at the Registered Office of the Company during office hours on all working days, except Saturdays and holidays, between 10:00 Hrs. and 12:00 Hrs. up to the date of the Annual General Meeting and these documents shall be uploaded on the platform of AGM with adequate security feature enabled so as to disallow members from taking copies of such documents
- 16 The Register of Members and the Share Transfer Books will remain closed from 11th August, 2022 to 17th August, 2022 (both the days inclusive).
- 17 The dividend on equity shares as recommended by the Board of Directors, if declared at the meeting, will be paid, on or after 22nd August, 2022 to those shareholders whose names appear in the Register of Members on 17th August, 2022. In respect of shares held in electronic form, the dividend will be paid on the basis of beneficial ownership at the close of business hours on 10th August, 2022, based on the details to be furnished by National Securities Depository Limited and Central Depository Services(India) Limited, for this purpose.

Payment of Dividend is subject to deduction of income tax at source in accordance with the provisions of Income Tax Act, 1961 and rules made there under w.e.f. 1st April, 2020. Shareholders who are not liable to pay income tax are requested to download the applicable Tax Exemption Forms from <https://www.linkintime.co.in/client-downloads.html> and upload the said Forms/documents duly completed and signed on URL: <https://linkintime.co.in/forms/reg/submission-of-form-15g-15h.html> or email at [wcpdivtax@linkintime.co.in](mailto:wcpdivtax@linkintime.co.in), if unable to upload/email send the hard copy to LIPL. (RTA of the Company) on or before 5th August, 2022.

- 18 In compliance with the SEBI circular, the Company has assigned all the work related to share registry in terms of both physical and electronic to –

Link Intime India Pvt. Ltd.  
(Unit: West Coast Paper Mills Ltd.,)  
C-101, 247 Park, LBS Marg, Vikhroli (West)  
Mumbai - 400 083  
Ph: (022) 49186000; Fax: (022) 49186060;  
E-mail: [rnthelpdesk@linkintime.co.in](mailto:rnthelpdesk@linkintime.co.in)

All the members are requested to send/deliver their documents/correspondence relating to the Company's Share Transfer/Demat/Remat requests to the above Registrar and Share Transfer Agent. Members holding shares in physical form are requested to notify promptly any change in their address, to the Registrar and Share Transfer Agent.

- (i) Members holding shares in electronic form are requested to intimate immediately any change in their address or bank mandates to their Depository Participants with whom they are maintaining their demat accounts. Members holding shares in physical form are requested to advise any change in their bank mandates immediately to the LIPL.
- (ii) With a view to provide protection against fraudulent encashment of dividend warrants, the members were requested in the past to provide their bank account number, name of the bank, IFSC code and address of the branch to enable the Company to incorporate the said details in the dividend warrants. Those members who are holding shares in physical form and who have not yet furnished such information are again requested to furnish these details quoting their folio numbers to reach the Registrar and Share Transfer Agent, at the address given above.
- (iii) Members holding shares in electronic form may give instructions regarding change/deletion in bank details to their Depository Participants only.
- (iv) Members are requested to register their Permanent Account Number (PAN), e-mail ID and Mobile number with their Depository Participants, in case shares are held in dematerialized form.
- Shareholders holding share in physical form are requested to register their Permanent Account Number(PAN), e-mail ID, Mobile Number and Bank Account details on Web portal Link [https://web.linkintime.co.in/EmailReg/Email\\_Register.html](https://web.linkintime.co.in/EmailReg/Email_Register.html) or send the hard copy to LIPL .(RTA of the Company) before 5th August, 2022.
- (v) Members holding shares in the same name under different Ledger Folios are requested to apply for consolidation of such Folios and send the relevant share certificates to the Share Transfer Agent.
- 19 Pursuant to the provisions of Section 124(6) of the Act, the amount of dividend remaining unclaimed for a period of seven years shall be transferred to the Investor Education and Protection Fund ("IEPF"). Thereafter, members shall not be able to register their claim in respect of their un-cashed dividends with the Company.
- There was no dividend/dividend warrants for the financial year ended on 31st March, 2015, hence there is no unclaimed dividend for the financial year ended on 31st March, 2015, transfer to the IEPF.
- 20 The details of the unpaid/unclaimed amounts lying in the Company as on 31st March, 2022 are available on the website of the Company [www.westcoastpaper.com](http://www.westcoastpaper.com) and on Ministry of Corporate Affairs website. The Shareholders whose dividends/shares as transferred to the IEPF Authority can now claim their dividends/shares from the Authority by following the Refund Procedure as detailed on the website of IEPF Authority.
- 21 Once vote on a resolution is cast through remote e-voting/voting by e-mail by a member, the member shall not be allowed to subsequently change it. A member may participate in the AGM through VC/OAVM, even after exercising his right to vote through remote e-voting/voting by e-mail but shall not be allowed to vote again at the AGM.
- 22 Shri Naman Gurumurthi Joshi (Membership No.F8389), Company Secretaries, N.G.Joshi & Co., has been appointed as the Scrutinizer to scrutinize the e-voting/voting by e-mail process in a fair and transparent manner. The Scrutinizer shall after the conclusion of voting at the general meeting, will unblock the votes cast through remote e-voting/voting by e-mail in the presence of at least two witnesses not in the employment of the Company and shall make, not later than two days of the conclusion of the AGM, a consolidated scrutinizer's report of the total votes cast in favour or against, if any, to the Chairman or a person authorized by him in writing, who shall countersign the same and declare the result of the voting forthwith.
- 23 Instructions and other information relating to remote e-voting: Annexure-II appended herewith.
- 24 The results declared along with the report of the Scrutinizer shall be placed on the website of the Company [www.westcoastpaper.com](http://www.westcoastpaper.com) and on the website of LIPL., immediately after the declaration of results by the Chairman or a person authorized by him in writing. The results shall also be immediately forwarded to the BSE Limited and the National Stock Exchange of India Limited, Mumbai.
- 25 The brief profile of the Director retiring by rotation and being eligible, seeking re-appointment/appointment at the AGM pursuant to Regulation 36(3) of SEBI (Listing Obligations and Disclosure Requirements) Regulations, 2015 and applicable Secretarial Standards 2 issued by the Institute of Company Secretaries of India is provided as **'Exhibit A'**.

By Order of the Board

**Brajmohan Prasad**  
Company Secretary  
M.No. F7492

Place: Dandeli  
Date: 26th May, 2022

**ANNEXURE TO THE NOTICE****STATEMENT OF MATERIAL FACTS PURSUANT TO SECTION 102(1) OF THE COMPANIES ACT, 2013****Item No. 4**

In terms of Section 139 of the Companies Act, 2013, read with the Companies (Audit and Auditors) Rules, 2014, Members of the Company in the 62nd Annual General Meeting held on 31st August, 2017, approved the appointment of M/s. Singhi & Co., Chartered Accountants (Firm Registration No. 302049E), as the Statutory Auditors of the Company for an initial term of five consecutive years. The Statutory Auditors have confirmed they are not disqualified from continuing as Auditors of the Company and has valid Peer Review Certificate.

The Board of Directors of the Company (the "**Board**"), on the recommendation of the Audit Committee, has approved in their Meeting held on 26th May, 2022, re-appointment of M/s Singhi & Co, Chartered Accountants, having registration no. 302049E as Statutory Auditors of the Company for 2nd term of five consecutive years from the conclusion of the Sixty Seventh (67th) Annual General Meeting till the conclusion of the Seventy Second (72nd) Annual General Meeting on such remuneration, mutually agreed by the Board of Directors and the Statutory Auditors of the Company.

Accordingly, consent of the Members is sought for passing an Ordinary Resolution as set out under Item No. 4 of the Notice for re-appointment of M/s Singhi & Co, Chartered Accountants, having registration no. 302049E as Statutory Auditors of the Company for 2nd term of five consecutive years from the conclusion of the Sixty Seventh (67th) Annual General Meeting till the conclusion of the Seventy Second (72nd) Annual General Meeting on such remuneration, mutually agreed by the Board of Directors and the Statutory Auditors of the Company.

None of the Directors, Key Managerial Personnel, and their relatives are concerned or interested, financially or otherwise, in the aforesaid Resolution. The Board recommends passing of the Resolution as set out under Item No. 4 of the Notice for approval by the Members of the Company.

**Item No.5**

On the recommendation of the Audit Committee, the Board of Directors of the Company at its meeting held on 26th May, 2022 have approved the appointment of Shri Umesh Kini (M.No.29159), Cost Accountant, Sirsi, as the Cost Auditor of the Company to conduct the audit of the cost accounts maintained by the Company, for the year ended on 31st March, 2023 at a remuneration of Rs. 1,20,000/- in terms of provisions of Section 148 of the Companies At, 2013 and Rule 14 of the Companies (Audit and Auditors) Rules, 2014, subject to ratification by the Members.

The Board has recommended the Resolution as set out at Item No.5 of this Notice for your approval.

None of the Directors, Key Managerial Personnel and their relatives are concerned or interested in the Resolution at Item No.5 of the Notice.

**Item No.6**

It is required under Section 149(4) of the Companies Act, 2013 (the "**Act**") to appoint Independent Directors and maximum tenure as per Section 149(10) of the Act is upto 5 consecutive years, Shri Vinod Balmukand Agarwala (DIN:01725158) is appointed as an Additional Director with effect from 26th May, 2022 under Section 161 of the Act.

It is proposed in view of vast professional experience to appoint Shri Vinod Balmukand Agarwala (DIN:01725158) as Independent Director under Section 149 of the Act to hold office for 3 consecutive years not liable to retire by rotation with effect from 26th May, 2022. The Company has received notice in writing from member proposing the candidature of Shri Vinod Balmukand Agarwala (DIN:01725158) for the office of Independent Director under the provisions of Section 160 of the Act.

The Company has received declaration from Shri Vinod Balmukand Agarwala (DIN:01725158), that he is not disqualified to become a director and also consented to hold the office as Director.

Your directors feel that, continued appointment /association of Shri Vinod Balmukand Agarwala (DIN:01725158), in view of his skill, vast experience and knowledge would be of immense benefit to the Company and it is desirable to avail his services as Independent Director.

In the opinion of the Board, Shri Vinod Balmukand Agarwala (DIN:01725158) fulfills the conditions specified in the Act and Rules made thereunder and the proposed director is Independent of the Management.

The brief profile of Shri Vinod Balmukand Agarwala (DIN:01725158), as required under Regulation 36(3) of SEBI LODR, is provided as 'Exhibit A' to this Notice.

Shri Vinod Balmukand Agarwala (DIN:01725158) is interested in the resolution set out at Item No.6 of the Notice with regard to his appointment, and his relatives may be deemed to be interested in the said resolution to the extent of their shareholdings, if any, in the Company.

Save and except the above, none of the other Directors or Key Managerial Personnel of the Company or Relatives of Director and Key Managerial Personnel are in any way concerned or interested in the said resolution.

Letter of appointment of Shri Vinod Balmukand Agarwala (DIN:01725158) setting out the terms and conditions is available for inspection by the members at the Registered Office of the Company.

The Board of Directors recommended the resolution as set out at Item No. 6 of this Notice for your approval.

**“Exhibit A” (Regulation 36 (3) of SEBI LODR)**

Sl. No.	Nature of Information	Item No. 3 of Notice	Item No.6 of Notice
1.	Name	Shri Rajendra Jain	Shri Vinod Balmukand Agarwala
2.	DIN	07250797	01725158
3.	Age	60 years	72 years
4.	Director of Company since	31 <sup>st</sup> July, 2015	26 <sup>th</sup> May, 2022
5.	Expertise in specific functional areas	Professional	Professional
6.	Qualifications	B.Com, FCA, ACS	B.Sc., LLB
7.	Terms and Conditions of appointment / re-appointment	Re-appointment by rotation	As per Item No.6 of the Explanatory Statement
8.	Relationships between Directors inter-se	None	None
9.	Directorship in other Listed entities	1) Andhra Paper Limited	1) GTL Infrastructure Ltd., 2) Technocraft Industries Ltd. 3) IRIS Business Services Ltd. 4) Supreme Infrastructure Ltd.
10.	Membership of Committee of the Board in other Listed entities	<b>1) Andhra Paper Limited:</b> i) Stakeholders Relationship Committee-Member ii) CSR Committee-Member	<b>1) GTL Infrastructure Ltd:</b> i) Audit Committee-Member ii) Stakeholders Relationship Committee-Member iii) Nomination and Remuneration Committee-Chairman iv) Risk Management Committee-Chairman <b>2) Technocraft Industries Ltd:</b> i) Audit Committee-Chairman ii) Nomination and Remuneration Committee-Member <b>3) IRIS Business Services Ltd:</b> i) Audit Committee-Member ii) Nomination and Remuneration Committee-Member <b>4) Supreme Infrastructure Ltd:</b> i) Audit Committee-Member ii) Stakeholders Relationship Committee-Chairman iii) Nomination and Remuneration Committee-Chairman iv) CSR Committee-Member
11.	No. of shares held in the Company	Nil	Nil
12.	Listed entities in which the director has resigned in the past three years	Nil	Nil

Sl. No.	Nature of Information	Item No. 3 of Notice	Item No.6 of Notice
13.	Number of meetings of the Board attended during the Financial Year	Four meetings attended during Financial Year 2021-22	NA
14.	Brief resume/skills and capabilities	B.Com, FCA and ACS. He has hands on experience in general management as P&L Leader.	B.Sc., LL.B. and Advocate on Record, Supreme Court of India, Solicitor, High Court Bombay and Solicitor England and Wales. He has a vast legal experience. Presently acting as Arbitrator of Bombay Stock Exchange and as Director in various companies. He meets the required skills.

By Order of the Board

**Brajmohan Prasad**

Company Secretary

M.No. F7492

Place: Dandeli

Date: 26th May, 2022

## Annexure-II

### Remote e-Voting Instructions for shareholders

Pursuant to SEBI circular dated December 9, 2020 on e-Voting facility provided by Listed Companies, Individual shareholders holding securities in demat mode can vote through their demat account maintained with Depositories and Depository Participants only.

Login method for Individual shareholders holding securities in demat mode/ physical mode is given below:

Type of shareholders	Login Method
<b>Individual Shareholders holding securities in demat mode with NSDL</b>	<ul style="list-style-type: none"> <li>● If you are already registered for NSDL IDeAS facility, please visit the e-Services website of NSDL. Open web browser by typing the following URL: <a href="https://eservices.nsd.com">https://eservices.nsd.com</a> either on a Personal Computer or on a mobile. Once the home page of e-Services is launched, click on the "Beneficial Owner" icon under "Login" which is available under 'IDeAS' section. A new screen will open. You will have to enter your User ID and Password.</li> <li>● After successful authentication, you will be able to see e-Voting services. Click on "Access to e-Voting" under e-Voting services and you will be able to see e-Voting page. Click on company name or e-Voting service provider name and you will be re-directed to e-Voting service provider website for casting your vote during the remote e-Voting period.</li> <li>● If the user is not registered for IDeAS e-Services, option to register is available at <a href="https://eservices.nsd.com">https://eservices.nsd.com</a> Select "Register Online for IDeAS" Portal or click at <a href="https://eservices.nsd.com/SecureWeb/IdeasDirectReg.jsp">https://eservices.nsd.com/SecureWeb/IdeasDirectReg.jsp</a></li> <li>● Visit the e-Voting website of NSDL. Open web browser by typing the following URL: <a href="https://www.evoting.nsd.com/">https://www.evoting.nsd.com/</a> either on a Personal Computer or on a mobile. Once the home page of e-Voting system is launched, click on the icon "Login" which is available under 'Shareholder/Member' section. A new screen will open. You will have to enter your User ID (i.e. your sixteen digit demat account number hold with NSDL), Password/OTP and a Verification Code as shown on the screen. After successful authentication, you will be redirected to NSDL Depository site wherein you can see e-Voting page. Click on company name or e-Voting service provider name and you will be redirected to e-Voting service provider website for casting your vote during the remote e-Voting period.</li> </ul>



Type of shareholders	Login Method
<b>Individual Shareholders holding securities in demat mode with CDSL</b>	<ul style="list-style-type: none"> <li>● Existing user, who have opted for Easi / Easiest, they can login through their user id and password. Option will be made available to reach e-Voting page without any further authentication. The URL for users to login to Easi / Easiest are <a href="https://web.cdslindia.com/myeasi/home/login">https://web.cdslindia.com/myeasi/home/login</a> or <a href="http://www.cdslindia.com">www.cdslindia.com</a> and click on New System Myeasi.</li> <li>● After successful login of Easi / Easiest the user will be also able to see the E Voting Menu. The Menu will have links of e-Voting service provider i.e. NSDL, KARVY, LINK INTIME, CDSL. Click on e-Voting service provider name to cast your vote.</li> <li>● If the user is not registered for Easi/Easiest, option to register is available at <a href="https://web.cdslindia.com/myeasi/Registration/EasiRegistration">https://web.cdslindia.com/myeasi/Registration/EasiRegistration</a></li> <li>● Alternatively, the user can directly access e-Voting page by providing demat Account Number and PAN No. from a link in <a href="http://www.cdslindia.com">www.cdslindia.com</a> home page. The system will authenticate the user by sending OTP on registered Mobile &amp; Email as recorded in the demat Account. After successful authentication, user will be provided links for the respective ESP where the E-voting is in progress.</li> </ul>
<b>Individual Shareholders (holding securities in demat mode) &amp; login through their depository participants</b>	<ul style="list-style-type: none"> <li>● You can also login using the login credentials of your demat account through your Depository Participant registered with NSDL/CDSL for e-Voting facility.</li> <li>● Once login, you will be able to see e-Voting option. Once you click on e-Voting option, you will be redirected to NSDL/CDSL Depository site after successful authentication, wherein you can see e-Voting feature. Click on company name or e-Voting service provider name and you will be redirected to e-Voting service provider website for casting your vote during the remote e-Voting period or joining virtual meeting &amp; voting during the meeting.</li> </ul>
<b>Individual Shareholders holding securities in Physical mode &amp; evoting service Provider is LINKINTIME.</b>	<ol style="list-style-type: none"> <li>1. Open the internet browser and launch the URL: <a href="https://instavote.linkintime.co.in">https://instavote.linkintime.co.in</a> <ul style="list-style-type: none"> <li>▶ Click on "Sign Up" under 'SHARE HOLDER' tab and register with your following details: -               <ol style="list-style-type: none"> <li>A. User ID: Shareholders/ members holding shares in physical form shall provide Event No + Folio Number registered with the Company.</li> <li>B. PAN: Enter your 10-digit Permanent Account Number (PAN) (Members who have not updated their PAN with the Depository Participant (DP)/ Company shall use the sequence number provided to you, if applicable.</li> <li>C. DOB/DOI: Enter the Date of Birth (DOB) / Date of Incorporation (DOI) (As recorded with your DP / Company - in DD/MM/YYYY format)</li> <li>D. Bank Account Number: Enter your Bank Account Number (last four digits), as recorded with your DP/Company.                   <ul style="list-style-type: none"> <li>● Shareholders/ members holding shares in physical form but have not recorded 'C' and 'D', shall provide their Folio number in 'D' above</li> </ul> </li> </ol> </li> <li>▶ Set the password of your choice (The password should contain minimum 8 characters, at least one special Character (@!#\$%&amp;*), at least one numeral, at least one alphabet and at least one capital letter).</li> <li>▶ Click "confirm" (Your password is now generated).</li> </ul> </li> <li>2. Click on 'Login' under 'SHARE HOLDER' tab.</li> <li>3. Enter your User ID, Password and Image Verification (CAPTCHA) Code and click on 'Submit'.</li> <li>4. After successful login, you will be able to see the notification for e-voting. Select 'View' icon.</li> <li>5. E-voting page will appear.</li> <li>6. Refer the Resolution description and cast your vote by selecting your desired option 'Favour / Against' (If you wish to view the entire Resolution details, click on the 'View Resolution' file link).</li> <li>7. After selecting the desired option i.e. Favour / Against, click on 'Submit'. A confirmation box will be displayed. If you wish to confirm your vote, click on 'Yes', else to change your vote, click on 'No' and accordingly modify your vote.</li> </ol>

### **Institutional shareholders:**

Institutional shareholders (i.e. other than Individuals, HUF, NRI etc.) and Custodians are required to log on the e-voting system of LIPL at <https://instavote.linkintime.co.in> and register themselves as 'Custodian / Mutual Fund / Corporate Body'. They are also required to upload a scanned certified true copy of the board resolution /authority letter/power of attorney etc. together with attested specimen signature of the duly authorized representative(s) in PDF format in the 'Custodian / Mutual Fund / Corporate Body' login for the Scrutinizer to verify the same, also can send the same to scrutinizer at email ID : [csnaman@ngjoshiandco.com](mailto:csnaman@ngjoshiandco.com).

### **Individual Shareholders holding securities in Physical mode & have forgotten the password:**

- o Click on 'Login' under 'SHARE HOLDER' tab and further Click 'forgot password?'
- o Enter User ID, select Mode and Enter Image Verification (CAPTCHA) Code and Click on 'Submit'.
- In case shareholders/ members is having valid email address, Password will be sent to his / her registered e-mail address.
- Shareholders/ members can set the password of his/her choice by providing the information about the particulars of the Security Question and Answer, PAN, DOB/DOI, Bank Account Number (last four digits) etc. as mentioned above.
- The password should contain minimum 8 characters, at least one special character (@!#\$%&\*), at least one numeral, at least one alphabet and at least one capital letter.

### **Individual Shareholders holding securities in demat mode with NSDL/ CDSL have forgotten the password:**

- Shareholders/ members who are unable to retrieve User ID/ Password are advised to use Forget User ID and Forget Password option available at abovementioned depository/ depository participants website.
  - It is strongly recommended not to share your password with any other person and take utmost care to keep your password confidential.
  - For shareholders/ members holding shares in physical form, the details can be used only for voting on the resolutions contained in this Notice.
  - During the voting period, shareholders/ members can login any number of time till they have voted on the resolution(s) for a particular "Event".

### **Helpdesk for Individual Shareholders holding securities in demat mode:**

In case shareholders/ members holding securities in demat mode have any technical issues related to login through Depository i.e. NSDL/ CDSL, they may contact the respective helpdesk given below:

<b>Login type</b>	<b>Helpdesk details</b>
Individual Shareholders holding securities in demat mode with NSDL	Members facing any technical issue in login can contact NSDL helpdesk by sending a request at <a href="mailto:evoting@nsdl.co.in">evoting@nsdl.co.in</a> or call at toll free no.: 1800 1020 990 and 1800 22 44 30
Individual Shareholders holding securities in demat mode with CDSL	Members facing any technical issue in login can contact CDSL helpdesk by sending a request at <a href="mailto:helpdesk.evoting@cdslindia.com">helpdesk.evoting@cdslindia.com</a> or contact at 022-23058738 or 22-23058542-43.

### **Helpdesk for Individual Shareholders holding securities in physical mode/ Institutional shareholders & e-voting service Provider is LINKINTIME.**

In case shareholders/ members holding securities in physical mode/ Institutional shareholders have any queries regarding e-voting, they may refer the Frequently Asked Questions ('FAQs') and InstaVote e-Voting manual available at <https://instavote.linkintime.co.in>, under Help section or send an email to [enotices@linkintime.co.in](mailto:enotices@linkintime.co.in) or contact on: - Tel: 022 -4918 6000.

### **InstaVote Support Desk**

### **Link Intime India Private Limited**

### **Instructions for Shareholders/Members to Attend the Annual General Meeting through InstaMeet :**

**Instructions for Shareholders/Members to attend the Annual General Meeting through InstaMeet (VC/OAVM) are as under :**

- 1) Shareholders/Members are entitled to attend the Annual General Meeting through VC/OAVM provided by Link Intime by following the below mentioned process. Facility for joining the Annual General Meeting through VC/OAVM shall open 15 minutes before the time scheduled for the Annual General Meeting and will be available to the Members on first come first serve basis.
- 2) Shareholders/Members are requested to participate on first come first serve basis as participation through VC/OAVM is limited and will be closed on expiry of 15 (fifteen) minutes from the scheduled time of the Annual General Meeting. Shareholders/Members with >2% shareholding, Promoters, Institutional Investors, Directors, KMPs, Chair Persons of Audit Committee, Nomination and Remuneration Committee, Stakeholders Relationship Committee and Auditors etc. may be allowed to the meeting without restrictions of first-come-first serve basis. Members can log in and join 15 (fifteen) minutes prior to the schedule time of the meeting and window for joining shall be kept open till the expiry of 15 (fifteen) minutes after the schedule time.
- 3) Shareholders/ Members will be provided with InstaMeet facility wherein Shareholders/ Member shall register their details and attend the Annual General Meeting as under:
  - A. Open the internet browser and launch the URL for InstaMeet<<<https://instameet.linkintime.co.in>>> and register with your following details:
    - a. DP ID / Client ID or Beneficiary ID or Folio No.: Enter your 16 digit DP ID / Client ID or Beneficiary ID or Folio Number registered with the Company
    - b. PAN: Enter your 10 digit Permanent Account Number (PAN)
    - c. Mobile No.
    - d. Email ID
  - B. Click "Go to Meeting"

**Note:**

Shareholders/ Members are encouraged to join the Meeting through Tablets/ Laptops connected through broadband for better experience.

Shareholders/ Members are required to use Internet with a good speed (preferably 2 MBPS download stream) to avoid any disturbance during the meeting.

Please note that Shareholders/Members connecting from Mobile Devices or Tablets or through Laptops connecting via Mobile Hotspot may experience Audio/Visual loss due to fluctuation in their network. It is therefore recommended to use stable Wi-Fi or LAN connection to mitigate any kind of aforesaid glitches.

In case the shareholders/members have any queries or issues regarding e-voting, you can write an email to [instameet@linkintime.co.in](mailto:instameet@linkintime.co.in) or Call us: - Tel:(022-49186175)

**InstaMeet Support Desk**

**Link Intime India Private Limited**

**Instructions for Shareholders/Members to register themselves as Speakers during Annual General Meeting :**

Shareholders/ Members who would like to express their views/ask questions during the meeting may register themselves as a speaker by sending their request mentioning their name, demat account number/folio number, email id, mobile number to [co.sec@westcoastpaper.com](mailto:co.sec@westcoastpaper.com) **from 14th August, 2022 to 16th August, 2022** (preferably one day or 24 hrs. prior to the date of AGM).

The first 30 Speakers on first come basis will only be allowed to express their views/ask questions during the meeting.

Shareholders/ Members, who would like to ask questions, may send their questions in advance mentioning their name demat account number/folio number, email id, mobile number to [co.sec@westcoastpaper.com](mailto:co.sec@westcoastpaper.com). The same will be replied by the company suitably.

**Note:**

Those shareholders/members who have registered themselves as a speaker will only be allowed to express their views/ask questions during the meeting. The Company reserves the right to restrict the number of speakers depending on the availability of time for the Annual General Meeting.

Shareholders/ Members should allow to use camera and are required to use Internet with a good speed (**preferably 2**

**MBPS download stream**) to avoid any disturbance during the meeting.

**Instructions for Shareholders/Members to Vote during the Annual General Meeting through InstaMeet:**

Once the electronic voting is activated by the scrutinizer during the meeting, shareholders/ members who have not exercised their vote through the remote e-voting can cast the vote as under:

1. On the Shareholders VC page, click on the link for e-Voting "Cast your vote".
2. Enter Demat Account No. / Folio No. and OTP (received on the registered mobile number/ registered email Id) received during registration for InstaMeet and click on 'Submit'.
3. After successful login, you will see "Resolution Description" and against the same the option "Favour/ Against" for voting.
4. Cast your vote by selecting appropriate option i.e. "Favour/Against" as desired.  
Enter the number of shares (which represents no. of votes) as on the cut-off date under 'Favour/Against'.
5. After selecting the appropriate option i.e. Favour/Against as desired and you have decided to vote, click on "Save". A confirmation box will be displayed. If you wish to confirm your vote, click on "Confirm", else to change your vote, click on "Back" and accordingly modify your vote.
6. Once you confirm your vote on the resolution, you will not be allowed to modify or change your vote subsequently.

**Note:** Shareholders/ Members, who will be present in the Annual General Meeting through InstaMeet facility and have not casted their vote on the Resolutions through remote e-Voting and are otherwise not barred from doing so, shall be eligible to vote through e-Voting facility during the meeting.

Shareholders/ Members who have voted through Remote e-Voting prior to the Annual General Meeting will be eligible to attend/participate in the Annual General Meeting through InstaMeet. However, they will not be eligible to vote again during the meeting.

In case the shareholders/members have any queries or issues regarding e-voting, you can write an email to [instameet@linkintime.co.in](mailto:instameet@linkintime.co.in) or Call us: - Tel:(022-49186175)

**Insta Meet Support Desk**

**Link Intime India Private Limited**



**ABILITY.  
AGILITY.  
ADAPTABILITY.**





**PAPER & DUPLEX BOARD DIVISION AT DANDELI**



**TELECOM CABLE DIVISION AT MYSURU**

# WESCO

## Finest Papers

WESCO  
Super Shine

WESCO  
Documate

WESCO  
*Classic*

WESCO  
MICR

WESCO  
LEDGER

WESCO  
COATED  
PRIME

WESCO  
*B2B*  
Copier

WESCO  
ULTRA SHINE

WESCO  
PARCHMENT

WESCO  
AZURELAI

WESCO  
PRIME

WESCO  
Sraw Base

WESCO  
*Xelent*

WESCO  
INDIGO  
CLASSIC

WESCO  
Prime Super GREEN

WESCO  
UH3  
BOARD

WESCO  
STIFFENER

WESCO  
*Walkup*

WESCO  
STRAWFOLD

WESCO  
COPY GOLD

WESCO  
Marvel

WESCO  
FIRMA

WESCO  
DURA PRINT

WESCO  
ARSR

WESCO  
*ECOliner*

WESCO  
COPY PLUS

WESCO  
Impression

WESCO  
NOVA PRINT

WESCO  
MG Posters

WESCO  
AQUABASE

WESCO  
*Bond*

WESCO  
IMPRI

WESCO  
SERVING PAPER  
*and yet* PRESERVING NATURE







**WESCO**  
PREMIUM PRINTING PRODUCTS



- WESCO Classic (57-140 GSM)
- WESCO Ultrashine (58-140 GSM)
- WESCO Supershine (57-140 GSM)
- WESCO Marvel (57-140 GSM)
- WESCO Indigo Classic (54-90 GSM)
- WESCO Vibrant (58-90 GSM)
- WESCO Natural SS (54-80 GSM)
- WESCO Impression (54-90 GSM)
- WESCO IMPrint(54-90 GSM)



## GOVERNANCE REPORT

- 2** Corporate Information
- 3** Ten Year Highlights
- 4** Directors' Report
- 12** Annexure to Directors' Report
- 37** Management Discussion & Analysis
- 45** Report on Corporate Governance



This Annual Report is available online at  
<http://www.westcoastpaper.com/investors/>



## FINANCIAL STATEMENTS

### Standalone Financial Statements

- 65** Independent Auditor's Report
- 78** Balance Sheet
- 79** Statement of Profit & Loss
- 80** Statement of Changes in Equity
- 81** Cash Flow Statement
- 83** Notes to Financial Statements

### Consolidated Financial Statements

- 131** Independent Auditor's Report
- 140** Balance Sheet
- 141** Statement of Profit & Loss
- 142** Statement of Changes in Equity
- 143** Cash Flow Statement
- 145** Notes to Financial Statements

BSE Market Capitalisation  
as at 31st March, 2022 ₹ 220,702 Lakhs

NSE Market Capitalisation  
as at 31st March, 2022 ₹ 220,768 Lakhs

Final Dividend declared ₹ 6 per share (300%)

BSE Code 500444

NSE Symbol WSTCSTPAPR

AGM Date 17th August, 2022

AGM Mode Video Conferencing

### FORWARD LOOKING STATEMENT

In this Annual Report, we have disclosed forward looking information to enable investors to comprehend our prospects and take informed investment decisions. This report and other statements - written and oral-that we periodically make contain forward looking statements that set out anticipated results based on the management's plans and assumptions. We have tried wherever possible to identifying such statements by using words such as 'anticipates,'estimate','aspects', 'projects', 'intends', 'plans', 'believes', and words of similar substance in connection with any discussion of future performance. We cannot guarantee that these forward looking statements will be realized, although we believe, we have been prudent in assumptions. The achievement of results is subject to risks, uncertainties and even inaccurate assumptions. Should known or unknown risks or uncertainties materialized, or should underlying assumptions prove inaccurate, actual results could vary materially from those anticipated, estimated or projected. Reader should bear this in their mind.

We undertake no obligation to publicly updated any forward looking statements, whether as a results of news information, future events or otherwise.



## Corporate Information

### BOARD OF DIRECTORS

Shri S. K. Bangur, Chairman & Managing Director  
Shri Saurabh Bangur, Vice Chairman  
Shri Virendraa Bangur, Joint Managing Director  
Smt. Shashi Bangur  
Shri P N Kapadia (till 29.05.2022)  
Shri Sudarshan Somani  
Smt. Arpita Vinay  
Shri Shiv Ratan Goenka  
Shri Ashok Kumar Garg (w.e.f.10.02.2022)  
Shri Vinod Balmukand Agarwala (w.e.f.26.05.2022)  
Shri Rajendra Jain, Executive Director & CFO

### MANAGEMENT TEAM

#### Paper and Duplex Board Division

Shri Rajendra Jain, Executive Director & CFO  
Shri P. C. Maloo, Senior Vice President (Marketing)  
Shri Ashok Kumar Sharma, Senior Vice President (F&A)  
Shri Anuj Kumar Tayal, Vice President (Operation)  
Shri Ramesh Bijapur, Vice President(IR)

#### Telecom Cable Division

Shri Anil Tanwani, Chief Executive Officer (till 30.06.22)  
Shri Ashish Goyal, Vice President (Sales & Marketing)  
Shri O.P. Saraswat, Vice President (Operation)

### COMPANY SECRETARY

Shri Brajmohan Prasad

### BANKERS

Central Bank of India  
State Bank of India  
Canara Bank  
ICICI Bank Ltd.  
IDBI Bank Ltd.  
Standard Chartered Bank  
Axis Bank Ltd.

### STATUTORY AUDITORS

Singhi & Co, Kolkata

### COST AUDITOR

Shri Umesh Kini, Sirsi

### SECRETARIAL AUDITOR

Shri Naman G. Joshi, Bangalore

### LEGAL ADVISORS

Khaitan & Co., Mumbai

### REGISTERED OFFICE

P.B.No.5, Bangur Nagar, Dandeli – 581 325  
District. Uttar Kannada, Karnataka  
Phone: (08284) 231391-395  
Fax: (08284) 231225  
E-mail: co.sec@westcoastpaper.com

### CORPORATE OFFICE & EAST ZONE

31, Jawaharlal Nehru Road  
(Park Street Crossing)  
Kolkata – 700 016  
Phone:(033) 71500500 / 22656271-74  
Fax: (033) 22266086  
E-mail:sales.ho@westcoastpaper.com

### ZONAL OFFICES

#### North Zone

6 C D E, Hansalaya  
15- Barakhamba Road  
New Delhi – 110 001  
Phone: (011) 40110101, 40110102  
E-mail: wcpm.north@westcoastpaper.com

#### West Zone

23 & 24, 2nd Floor, Free Press House  
Free Press Journal Marg  
215, Nariman Point, Mumbai-400 021  
Phone: (022) 35113356-59  
E-mail:wcpm.west@westcoastpaper.com

#### South Zone-1

23/1 Kanakasri Nagar  
Off Cathedral Road, Chennai - 600 086  
Phone: (044) 28111654, 28111299  
E-mail:wcpm.south@westcoastpaper.com

#### South Zone -2

4th Floor, Chandrakiran  
10/A, Kasturba Road  
Bangalore - 560 001  
Phone: (080)22231828-1829  
E-mail: wcpm.south2@westcoastpaper.com

#### South Zone -3

1st Floor, Krishe Sapphire, 1-89/3/B/40 to 42/KS/107/A  
Hitech City Main Road, Madhapur, Hyderabad – 500 081  
Telangana, Phone: (044) 40276854,  
E-mail: wcpm.south3@westcoastpaper.com

### TELECOM CABLE DIVISION

West Coast Optilinks (Sudarshan Telecom)  
Plot No. 386/387, KIADB, Electronic City  
Hebbal Industrial Area, Mysore – 570 016  
Phone:(0821) 2404059,4281980  
Fax: (0821) 2404061



## Ten Year Highlights

		2022	2021	2020	2019	2018	2017	2016	2015	2014	2013
<b>PRODUCTION</b>											
PAPER & PAPER BOARD	Tonnes	296785	229017	313876	304957	290844	313311	306960	300514	310002	317808
OPTICAL FIBRE CABLE	Km	63630	54396	37392	40097	28405	29802	42989	30438	20686	20242
<b>SALES</b>											
PAPER & PAPER BOARD	Tonnes	303715	234667	304762	301931	291512	317951	315146	302978	298682	321018
OPTICAL FIBRE CABLE	Km	63470	54982	37510	37930	28665	30936	40545	30368	21053	20161
<b>OPERATING RESULTS</b>											
TURNOVER	₹/Lakhs	196880	136182	197251	196852	172222	187028	179953	174715	165483	154125
EBITDA	₹/Lakhs	43556	20105	52879	52965	38115	34022	20725	19678	21437	23347
GROSS PROFIT(PBDT)	₹/Lakhs	38277	13587	45675	50068	33878	28272	18927	17853	14114	20084
DEPRECIATION	₹/Lakhs	13833	15349	16637	17526	11622	11077	11081	12220	12719	17629
EXCEPTIONAL ITEMS	₹/Lakhs	-	-	-	-	-	-	5324	5160	-	-
TAXATION	₹/Lakhs	4495	199	4750	6800	4551	3654	598	-	166	372
MAT CREDIT ENTITLEMENT	₹/Lakhs	-	319	(1367)	(2129)	(4551)	(3654)	(598)	-	(154)	(335)
DEFERRED TAX	₹/Lakhs	(1,861)	(2485)	(1985)	(1735)	(67)	4938	1637	362	720	607
NET PROFIT/(LOSS)/OCI	₹/Lakhs	21570	291	27169	29631	22267	12258	885	111	663	1811
<b>FINANCIAL POSITION</b>											
GROSS BLOCK	₹/Lakhs	260455	256097	254597	244131	229298	215871	210374	207934	205632	201596
DEPRECIATION	₹/Lakhs	184301	170807	158489	141919	126044	115432	104040	93035	80866	69565
NET BLOCK	₹/Lakhs	76154	85290	96108	102212	103254	100439	106334	114899	124766	132031
PAID UP CAPITAL	₹/Lakhs	1321	1321	1321	1321	1321	1321	1321	1321	1321	1321
RESERVES & SURPLUS	₹/Lakhs	149432	128523	128232	109031	82580	62594	58547	58456	58345	58455
NET WORTH	₹/Lakhs	150753	129844	129553	110352	83901	63915	59868	59777	59666	59776
BORROWINGS	₹/Lakhs	40844	65030	76691	40021	30416	49986	74393	91042	106608	108063
CAPITAL EMPLOYED	₹/Lakhs	191597	194874	206244	150373	114317	113901	134261	150819	166274	167839
<b>OTHER KEY PARAMETERS</b>											
EARNINGS PER SHARE (FV ₹ 2)	₹	33.02	0.31	41.85	44.82	33.80	19.46	1.34	0.17	1	9
BOOK VALUE PER SHARE	₹	228	197	196	167	127	97	91	91	90	91
DIVIDEND	%	300	50	250	250	200	125	50	-	50	50
DIVIDEND	₹/Lakhs	3963	660	3302	3302	2642	1651	660	-	660	660
DEBT EQUITY RATIO		21:79	33:67	37:63	27:73	27:73	44:56	55:45	60:40	64:36	64:36

## Directors' Report

Your Directors are pleased to present the 67th Annual Report of your company, together with the audited financial statements for the year ended 31st March 2022.

### FINANCIAL RESULTS:

Financial Results of the Company for the year under review along with the figures for previous year are as follows:

Particulars	31st March, 2022	31st March, 2021
	(₹ in Crores)	
Profit Before Finance Cost, Depreciation and Tax (PBIDT)	435.56	201.05
Finance Cost	52.79	65.18
Profit Before Depreciation and Tax	382.77	135.87
Depreciation	138.33	153.49
Tax Expenses (Including Deferred Tax)	26.35	(19.67)
Profit After Tax (PAT)	218.09	2.05
Other Comprehensive Income (Net of Tax)	(2.39)	0.86
<b>Total Comprehensive Income</b>	<b>215.70</b>	<b>2.91</b>

### DIVIDEND:

Your Directors are pleased to recommend a dividend of ₹ 6/- per equity share (300%) for the financial year 2021-22, subject to shareholder's approval at the forthcoming Annual General Meeting.

### PERFORMANCE:

The performance of the Company during the year under review has been better compared to previous year. The improved performance has been due to good demand along with better product mix, improved operating parameters and reduction in finance cost. This is despite significant increase in major input cost i.e. chemicals, coal and furnace oil and higher employee cost.

The Company shall continue to focus on improving operating efficiencies and minimizing cost for better financial performance.

### DIVISION WISE PERFORMANCE:

#### PAPER AND PAPERBOARD DIVISION, DANDELI

The production of Paper and Paperboard was 296785 MT (93 % capacity utilization) during the year against 229017 MT in

## Directors' Report (Contd.)



**PM-5 REBUILD- NEW SUCTION PRESS ROLL**



**PM-6 NEW COPIER CUTTER/ SHRINK BUNDLING MACHINE**

the last year (72% capacity utilization) i.e., higher by 67768 MT. The Sale of Paper and Paperboard was 303715 MT during the year against 234667 MT in the last year i.e., higher by 69048 MT. Turnover during the year was ₹ 1858 Crores as against ₹1281 Crores in the last year, i.e., higher by ₹ 577 Crores. The EBITDA margin was 21.46 % during the year.

### **CABLE DIVISION, MYSORE**

The Production of Optical Fibre Cable was 63630 Kms during the year against 54396 Kms in last year, thereby higher production by 9234 Kms. The Sale of Optical Fibre Cable was 63470 Kms during the year as against 54982 Kms in the last year i.e. higher by 8488 Kms. The Turnover was ₹ 111 Crores during the year as against ₹ 81 Crores in the last year i.e., higher by ₹ 30 Crores due to substantial increase in the customer base. The EBITDA margin was 3.82 % during the year.

### **EXPORTS:**

Export of Paper and Paperboard in foreign currency during the year was 3606 MT worth ₹ 21 Crores (FOB) as against 2038 MT worth ₹ 12 Crores (FOB) in the last year. Similarly, Cable worth ₹ 10 Crores (FOB) was exported during the year as against ₹ 4 Crores in the last year.



## Directors' Report *(Contd.)*

### **FUTURE PLAN:**

Company is continuously working by phase wise investment at Paper Division, Dandeli for improving paper quality, produce new speciality products and reduction of usage of steam, power, chemical, water and also minimize the breakdown of machines.

Additionally, the Company's Cable Division is planning to enter into long term agreements with various Telcos which would help us to grow the cable business. There is a plan to substantially increase the footprint in export market as well. We have ventured into Ribbon & FTTH cables.

### **MEETINGS OF THE BOARD:**

During the year under review, Four Board Meetings were held and details thereof are mentioned in the Report on Corporate Governance, forms a part of this report. The intervening gap between the Meetings was within the period prescribed under the Companies Act, 2013 and SEBI (Listing Obligations and Disclosure Requirements) Regulations, 2015.

### **POLICY ON DIRECTORS' APPOINTMENT AND REMUNERATION:**

The Company's policy on Directors' appointment and remuneration including criteria for determining qualifications, positive attributes, independence of a Director and other matters provided under sub-section (3) of Section 178 is as below:

#### **Appointment policy for Independent Directors, Key Managerial Personnel & Senior Executives is as under-**

##### **(A) Independent Directors:**

Independent Directors are appointed based on the criteria mentioned under Section 149(6) of the Companies Act, 2013 and in accordance with other applicable provisions of the Companies Act, 2013, Rules made there under, recommendation of Nomination and Remuneration Committee & Listing Agreements entered with Stock Exchanges.

##### **(B) Key Managerial Personnel (KMP):**

KMP are appointed by the resolution of the Board of Directors of the Company, based on the qualification, experience and exposure in the prescribed fields. Removal of the KMP are done by the resolution of the Board of Directors of the Company. Appointment/Removal is in accordance with provisions of the Companies Act, 2013 and Rules made there under, recommendation of Nomination and Remuneration Committee & Listing Agreements entered with Stock Exchanges.

##### **(C) Senior Executives:**

Senior Executives are appointed by the Chairman & Managing Director and/or Executive Director of the Company based on their qualification, experience & exposure. Removal of the Senior Executive is also done by Chairman & Managing Director and/or Executive Director. Further, appointment & removal are noted by the Board as required under clause 8(3) of Companies (Meetings of the Board and its Powers) Rules, 2014.

### **PERFORMANCE EVALUATION OF INDEPENDENT DIRECTORS:**

Criteria for performance evaluation of Independent Directors as required under SEBI (Listing Obligations and Disclosure Requirements) Regulations, 2015, is annexed herewith forms a part of this report.

### **MANAGERIAL REMUNERATION:**

The requisite details as per Rule 5 of the Companies (Appointment and Remuneration of Managerial Personnel) Rules, 2014 is annexed herewith forms a part of this report.

### **DIRECTORS' RESPONSIBILITY STATEMENT:**

The Directors' Responsibility Statement, as required under Section 134(5) of the Companies Act, 2013, is annexed herewith forms a part of this report.



## Directors' Report *(Contd.)*

### **DIRECTORS AND KMP:**

#### **Retirement after Second Term**

Shri Amitav Kothari and Shri P.N.Kapadia, Independent Directors of the Company were retired from the services of the Company after completing their second terms on 11.02.2022 and 29.05.2022 respectively.

#### **Retirement by Rotation**

Shri Rajendra Jain (DIN: 07250797) will retire from the office by rotation at the ensuing Annual General Meeting and being eligible, offers himself for re-appointment.

#### **Appointment**

Shri Ashok Kumar Garg (DIN: 07633091) has been appointed as Independent Director by postal ballot dated 12.04.2022 and Shri Vinod Balmukand Agarwala (DIN:01725158) has been appointed as Additional Independent Director of the Company at the meeting of the Board of Directors, held on 26th May, 2022 and Notice of ensuing Annual General Meeting includes the proposal for appointment as Independent Director.

#### **Re-appointment**

There is no re-appointment of Director and KMP.

### **DECLARATION BY INDEPENDENT DIRECTORS:**

The Company has received declaration from all the Independent Directors under Section 149(7) of the Companies Act, 2013 and Regulation 25(8) of SEBI (Listing Obligations and Disclosure Requirements) Regulations, 2015 in respect of meeting the criteria of independence provided under Section 149(6) of the Companies Act, 2013 and clause (b) of sub-regulation (1) of the Regulation 16 of SEBI (Listing Obligations and Disclosure Requirements) Regulations, 2015.

### **BOARD EVALUATION:**

Pursuant to the provisions of the Companies Act, 2013 and Regulation 17 of SEBI (Listing Obligations and Disclosure Requirements) Regulations, 2015 the Board has carried out an annual performance evaluation of its own performance, the Director individually as well as the evaluation of the working of its Committees. The manner of evaluation has been explained in the Corporate Governance Report.

### **FAMILIARIZATION POLICY:**

Pursuant to Regulation 25(7) of SEBI (Listing Obligations and Disclosure Requirements) Regulations, 2015, the Board has framed a policy to familiarize the Independent Directors about the Company. The Policy is available on the website of the Company: [www.westcoastpaper.com](http://www.westcoastpaper.com).

### **RELATED PARTY DISCLOSURE AND TRANSACTIONS:**

All related party transactions that were entered into during the financial year were on an arm's length basis and were in the ordinary course of business in the compliance of applicable provisions of the Companies Act, 2013 and SEBI (Listing Obligations and Disclosure Requirements) Regulations, 2015.

There are no materially significant related party transactions made by the Company with Promoters, Directors, Key Managerial Personnel or other designated persons. The Details of related party disclosure and transaction as required by the Accounting Standards read with Section 134(3)(h) have been made in the notes to the Financial Statements.

The Policy on related party transaction and its materiality as approved by the Board is uploaded on the Company's website: [www.westcoastpaper.com](http://www.westcoastpaper.com).

### **ANNUAL RETURN:**

Pursuant to the provisions of Section 92(3) of the Companies Act, 2013 a copy of Annual Return is available at the weblink : <http://www.westcoastpaper.com/investors/>.





## Directors' Report *(Contd.)*

### **CONSERVATION OF ENERGY, RESEARCH & DEVELOPMENT, TECHNOLOGY ABSORPTION & FOREIGN EXCHANGE EARNING/OUTGO:**

The information required under Section 134(3)(m) of the Companies Act, 2013 is annexed herewith forms a part of this report.

### **CORPORATE SOCIAL RESPONSIBILITY:**

The Company has framed a Corporate Social Responsibility (CSR) Policy as required under Section 135 of the Companies Act, 2013 read with Rule 8 of the Companies (Corporate Social Responsibility Policy) Rules, 2014, to oversee the CSR activities initiated by the Company and the policy may be accessed on the Company's website.

Annual Report on CSR activities undertaken by the Company during the financial year ended on 31st March, 2022 in the prescribed format is attached and forms a part of this report.

### **MANAGEMENT'S DISCUSSION AND ANALYSIS :**

A comprehensive Management's Discussion and Analysis Report, as required under Regulation 34 of the SEBI (Listing Obligations and Disclosure Requirements) Regulations, 2015, is annexed herewith forms a part of this report.

### **CORPORATE GOVERNANCE:**

Pursuant to Schedule V of the SEBI (Listing Obligations and Disclosure Requirements) Regulations, 2015 a Corporate Governance Report is annexed herewith forms a part of this report.

A certificate from the auditors of the Company regarding compliance of the conditions of Corporate Governance as stipulated in Schedule V of the SEBI (Listing Obligations and Disclosure Requirements) Regulations, 2015 is attached herewith, forms a part of this report.

The Company is complying with Regulations of SEBI (Listing Obligations and Disclosure Requirements) Regulations, 2015 with regard to Corporate Governance and reports to that effect are being regularly filed with the Stock Exchanges. The Company has obtained declaration from the Directors and Senior Management Personnel of the Company for compliance of Code of Conduct and the Certificate from CEO/CFO was placed before the Board of Directors at the meeting held on 10th February, 2022.

### **COMPLIANCE WITH SECRETARIAL STANDARD**

The Company has complied applicable Secretarial Standards issued by the ICSI under Section 118 of the Companies Act, 2013.

### **REPORTING OF FRAUDS:**

Auditors of the Company have not reported any fraud as specified under the 2nd proviso to Section 143(12) of the Companies Act, 2013.

### **SHARE CAPITAL:**

The paid-up Equity Share Capital as on 31st March, 2022 was ₹ 1320.98 lakhs comprising of 6,60,48,908 Equity Shares of ₹ 2/-each. During the year under review, the Company has not issued any further shares to the members or general public.

### **PUBLIC DEPOSITS**

Yours Company has not invited or accepted any deposits during the financial year ended on 31st March, 2022 under section 73 of the Companies Act, 2013 and rules made thereunder.

### **NON-CONVERTIBLE DEBENTURES:**

Non-Convertible Debentures were fully redeemed on 18.01.2022 before maturity through Call Notice. Details of NCDs are given in the Corporate Governance Report is annexed herewith forms a part of this report.

### **PARTICULARS OF LOANS, GUARANTEES AND INVESTMENTS:**

Details of Loans, Guarantees and Investments cover under the provisions of Section 186 of the Companies Act, 2013, are



## Directors' Report *(Contd.)*

given in the notes to the Financial Statements.

### **BUSINESS RESPONSIBILITY REPORT (BRR)**

Pursuant to Regulation 34(2)(f) of SEBI (Listing Obligations and Disclosure Requirements) Regulations, 2015, the Business Responsibility Report for the financial year ended on 31st March, 2022 is annexed herewith forms a part of this report.

### **VIGIL MECHANISM/WHISTLE BLOWER POLICY:**

The Vigil Mechanism of the Company incorporates a policy under Regulation 22 of SEBI (Listing Obligations and Disclosure Requirements) Regulations, 2015 and Rule 7 of the Companies (Meeting of the Board and its Power) Rules 2014, provide the mechanism for Employees and Directors of the Company to approach the Executive Director and the Chairman of the Audit Committee of the Board. Protected disclosures can be made by a Whistle Blower by means of e-mail or telephone or letter to the Executive Director or to the Chairman of the Audit Committee. The policy on Vigil Mechanism/Whistle Blower may be accessed on the Company's website.

### **RISKS MANAGEMENT:**

Pursuant to provisions of Section 134(3)(n) of the Companies Act, 2013 and Regulation 17(9) & 21 of SEBI (Listing Obligations and Disclosure Requirements) Regulations, 2015, the Company has constituted the Risk Management Committee and laid down a framework to inform the Board about the particulars of Risks Identification, Assessment and Minimization Procedures. In the opinion of the Board, there is no such risk, which may threaten the existence of the Company.

### **DISCLOSURE PERTAINING TO THE SEXUAL HARASSMENT OF WOMEN AT WORKPLACE:**

Details required under the Sexual Harassment of Women at the Workplace (Prevention, Prohibition & Redressal) Act, 2013 and the Companies (Accounts) Amendment Rules, 2018 covered in the report of Corporate Governance forms a part of this report.

### **SIGNIFICANT AND MATERIAL ORDERS PASSED BY THE REGULATORS OR COURT:**

During the financial year ended on 31st March, 2022, there were no significant and material orders passed by the Regulators or Courts, which would impact the status of the Company and its future operations.

### **AUDITORS' REPORT:**

The Notes on Accounts and the observations of the Auditors in their Report on the Accounts of the Company are self explanatory and in the opinion of the Directors, do not call for any clarifications.

### **AUDITORS:**

#### **a. Statutory Auditors and their Report**

M/s Singhi & Co. Chartered Accountants, Kolkata appointed as Statutory Auditors at the 62nd Annual General Meeting of the Company pursuant to the provision of rotation under Section 139 and 141 of the Companies Act, 2013 and rule 7 of the Companies (Audit and Auditors) Rules, 2014, for a period of 5 consecutive years ending on 31.03.2022 and consent of the members accorded at the 63rd Annual General Meeting held on 22nd August, 2018 to continue the appointment thereof, as the Auditors of the Company for the remaining term without any further ratification by the shareholders, pursuant to the amended provisions of Section 139 of the Companies Act, 2013 and Rules made there under, notified by Ministry of Corporate Affairs as on 07.05.2018. The observations of the Auditors in their report for the financial year 2021-22 on Accounts and the Financial Statements, read with the relevant notes are self explanatory.

#### **b. Secretarial Auditor and Secretarial Audit Report**

Pursuant to the provisions of Section 204 of the Companies Act, 2013, the Board of Directors appointed Shri Naman Joshi, Bangalore practicing Company Secretary as Secretarial Auditor to carry out Secretarial Audit of the records maintained by the Company for the financial year 2021-22. The Report given by him for the said financial year in the prescribed form No: MR 3 is annexed to this report.



## Directors' Report *(Contd.)*

### c. Cost Auditor and Cost Audit Report

Pursuant to the provisions of Section 148(1) of the Companies Act, 2013 and revised order of the Central Government dated 31.12.2014, the Company has maintained cost accounts and records. The Cost Audit for the financial year ended on 31st March, 2021 was conducted by Shri Umesh Kini, Cost Accountant, Sirsi and as required, Cost Audit Report was duly filed with Ministry of Corporate, Government of India. The Audit of the Cost Records for the financial year ended on 31st March, 2022 is being conducted by the said Cost Auditor and Report will be filed with the Ministry of Corporate Affairs, Government of India.

### INTERNAL CONTROL SYSTEM:

There are adequate internal control procedures commensurate with the size of the Company and nature of its business for the purchase of inputs, availing of services, fixed assets, for the sale of goods and providing of services. Full-fledged Internal Audit department carries out pre and post audit of all significant transactions throughout the year. Company has also appointed M/s S. S. Kothari Mehta & Co., Chartered Accountants, New Delhi (outsourced) as Internal Auditor. Based on the Annual Internal Audit programme as approved by Audit Committee of Board, regular internal audits are conducted. Findings are placed before Audit Committee, which reviews and discuss the actions taken with the Management.

### INDUSTRIAL RELATIONS:

Industrial Relations remained peaceful and cordial throughout the year under review. Your company value the long association of employees including contractors and their workmen to sustain industrial harmony and create a positive work environment. The Company has entered into a tripartite long-term wage revision settlement with Joint Negotiation Committee of Unions on 16.09.2021 for the period from 01.01.2019 to 31.12.2022.



### WORK FORCE – KEY STRATEGIC PILLAR

### CONSOLIDATED FINANCIAL STATEMENTS:

The Consolidated Financial Statements have been prepared by the Company in accordance with the applicable Accounting Standards. The Audited Consolidated Financial Statements together with Auditors' Report forms a part of this report.

A Report on the performance and financial position of wholly owned subsidiary Company (West Coast Opticable Limited)



## Directors' Report *(Contd.)*

and listed subsidiary Company (Andhra Paper Limited) for the financial year ended 31.03.2022 included in the Consolidated Financial Statements is presented in the separate section AOC-1, forms a part of this report.

Pursuant to the provisions under Section 136 of the Companies Act, 2013 the financial statements including consolidated financial statements along with relevant documents and separate Audited Accounts of the subsidiary companies are available at the Company's website.

### **ACKNOWLEDGEMENT:**

Your Directors would like to express their sincere appreciation and thanks to the Central and State Governments, Banks, Financial Institutions, Customers, Suppliers and Shareholders for their continued support and co-operation.

Your Directors take the opportunity to place on record their deep appreciation of the committed services rendered by the employees of the Company, who have contributed significantly towards Company's performance and growth.

For and on behalf of the Board

**S. K. Bangur**

*Chairman & Managing Director*

DIN: 00053237

Place: Dandeli

Date: 26th May, 2022



## Annexure to Directors' Report

### ANNEXURE – II

#### ANNUAL REPORT ON CORPORATE SOCIAL RESPONSIBILITIES(CSR) ACTIVITIES FOR THE FINANCIAL YEAR 2021-22

- Brief outline on CSR Policy of the Company: Available on the Website: <http://westcoastpaper.com>
- Composition of CSR Committee:

S. No.	Name of Director	Designation/Nature of Directorship	Number of meetings of CSR Committee held during the year	Number of meetings of CSR Committee attended during the year
1	Shri Virendraa Bangur	Chairman/WTD	1	1
2	Shri Saurabh Bangur	Member/NED		1
3	Smt. Arpita Vinay	Member/ INED		1
4	Shri Rajendra Jain	ED & CFO(w.ef.24.06.2021)		0

- Provide the web-link where Composition of CSR Committee, CSR Policy and CSR Projects approved by the Board are disclosed on the website of the Company: Website: <http://westcoastpaper.com/Investors>
- Provide the details of Impact assessment of CSR Projects carried out in pursuance of sub-rule(3) of rule 8 of the Companies (Corporate Social Responsibility Policy) Rules, 2014, if applicable (attach the report): **Not Applicable**
- Details of amount available for set off in pursuance of sub-rule (3) of rule 7 of the Companies (Corporate Social Responsibility Policy) Rules, 2014 and amount required for set off for the financial year, if any: **Nil**
- Average net profit of the Company as per Section 135(5): ₹ 20188.34 Lakhs
- Two percent of average net profit of the Company as per Section 135(5) : ₹ 403.77 Lakhs
  - Surplus arising out of the CSR Projects or Programmes or Activities of the previous financial year: Nil
  - Amount required to be set off for the financial year, if any: Nil
  - Total CSR obligation for the financial year ( 7a+ 7b+7c) : ₹ 403.77 Lakhs
- CSR amount spent or unspent for the financial year:

Total Amount spent for the Financial Year (₹ in Lakhs)	Amount unspent (₹ in Lakhs)				
	Total Amount transferred to Unspent CSR Account as per Section 135(6)		Amount transferred to any fund specified under Schedule VII as per second proviso to Section 135(5)		
	Amount	Date of Transfer	Name of the Fund	Amount	Date of transfer
406.22	-	-	-	-	-

## Annexure to Directors' Report (Contd.)

(b) Details of CSR amount spent against ongoing projects for the financial year:

(1) S. No.	(2) Name of the Project	(3) Item from the list of activities in Schedule VII of the Act	(4) Local area (Yes/No)	(5) Location of the Project		(6) Project duration	(7) Amount allocated for the project (₹ in Lakhs)	(8) Amount spent in the current financial year (₹ in Lakhs)	(9) Amount transferred to Unspent CSR Account for the project as per Section 135(6) (₹ in Lakhs)	(10) Mode of Implementation – Direct (Yes/No)	(11) Mode of Implementation- Through Implementing Agency	
				State	District						Name	CSR Registration No.
<b>Total</b>												

(c) Details of CSR amount spent against other than ongoing projects for the financial year:

(1) S. No.	(2) Name of the Project	(3) Item from the list of activities in Schedule VII of the Act	(4) Local area (Yes/No)	(5) Location of the project		(6) Amount spent for the project (₹ in Lakhs)	(7) Mode of Implementation -Direct (Yes/No)	(8) Mode of Implementation- Through Implementing Agency	
				State	District			Name	CSR Registration No.
1.	<p><b>HEALTH CARE</b></p> <p><b>a) Animal Health Check-up</b> Visit of Veterinary Doctors to 7 downstream villages for animal health check up and free distribution of medicines.</p> <p><b>b) Prevention measure regarding COVID-19</b> Pressure Swing Absorption Oxygen Generation Plant at Dandeli Government General Hospital. Sanitization at Hospitals, Schools and Colleges and in or around Dandeli. Distribution of PPE Kits, Pulse Oximeters, Thermal Scanners, N-95 Masks, Face Shields, Hand Gloves, Liquid Soaps, Bio Disposable Yellow Bags, to the Covid – warrior teams, schools and colleges in Dandeli, Haliyal and Joida. Supply of Pulse Oximeters to Health workers of Haliyal, Dandeli and Joida. Vehicle Hire charges for bring Covid 19 patients to Dandeli and Joida Taluka Hospitals. Display of Awareness and educative Banners of Covid-19 in Dandeli. Covid-19 related expenses: Distribution of items. Supplying Covid prevention items in Village for poor Public. Equipment provided such as BP Apparatus, BI-PAP Machine, ICU Bed with Cots, Hand Sanitizer, Nose Mask, Oximeter, Oxygen Concentrator 7ltr, Semi Bed with Cots, Thermo Meter Gun.</p> <p><b>c) Financial Assistance for Neonatal Intensive Care Unit (NICU)</b> at Mundagod Government Hospital to prevent new born child mortality.</p> <p><b>d) Providing of equipment</b> such as Washing Machine, Computers to Govt Hospital &amp; ESI</p>	Health Care	Yes/No	Karnataka/ West Bengal	Uttara Kannada/ Mysore/ Kolkata	165.25	Yes	NA	NA



## Annexure to Directors' Report (Contd.)

(1) S. No.	(2) Name of the Project	(3) Item from the list of activities in Schedule VII of the Act	(4) Local area (Yes/No)	(5) Location of the project		(6) Amount spent for the project (₹ in Lakhs)	(7) Mode of Implementation -Direct (Yes/No)	(8) Mode of Implementation- Through Implementing Agency	
				State	District			Name	CSR Registration No.
	Hospital Dandeli and Government Hospital Haliyal. Nutrition Boxes for 700 Children. Financial Assistance for Artificial Limb Camp to Inner Wheel Club Dandeli. Financial Assistance for Free Eye Checkup Lions Club Dandeli.								
2.	<p><b>EDUCATION &amp; SKILL DEVELOPMENT</b></p> <p><b>a) Education Initiative</b> Distribution of Umbrella/School Bags to poor students in downstream villages. Distribution of Note Books at 50% cost/free to poor students in Dandeli/ Haliyal/Yellapur. Financial assistance to Rotary Club to felicitating meritorious rural students of Dandeli. Financial Assistance for Educational Initiative to rural students to Dandeli Education Society, Dandeli. Financial Assistance for the educational initiative of underprivileged children of Biswabrata Foundation's Convent School. Financial Assistance to Friends Tribal Society (NGO) Kolkata. Financial Assistance for Educational Initiative - Jyotrimai Club – Kolkata. Financial Assistance for Educational Initiative - Shree Satsangh Sadan – Kolkata.</p> <p><b>b) Vocational Training</b> Tailoring Training for Women of weaker Section of Society and Free distribution of sewing machines for self employment. Technical Training for unemployed youth for driving Light Motor Vehicle and obtain driving license for employability in tourism/ transport sectors.</p> <p><b>c) Infrastructure Initiative</b> Providing Desks cum Benches, Computers &amp; Education Aids to Schools &amp; Colleges of surrounding villages of Dandeli/ Haliyal/ Joida. Providing Kids-friendly soft chairs, tables and toys as Education Aids to 4 Anganwadi day care centre of Dandeli. Construction of Two Anganwadi Day Care Centres in wards no 13 &amp; 21 of Dandeli. Construction of Two Toilet Blocks at Pre university College Mundgod. Providing Financial Support to Shree Swami Vivekanand Education Trust, Haliyal for Construction of Class Rooms for benefits of rural student. Infrastructure Creation and Reconstruction in Bangur nagar Arts Science and Commerce College Dandeli of amenities and facilities for students. Renovation of Anganwadi rooms in Vinayak Nagar Dandeli for Day care centre.</p>	Education and Skill	Yes/No	Karnataka/ West Bengal	Uttara Kannada/ Kolkata	133.20	Yes	NA	NA



## Annexure to Directors' Report (Contd.)

(1) S. No.	(2) Name of the Project	(3) Item from the list of activities in Schedule VII of the Act	(4) Local area (Yes/No)	(5) Location of the project		(6) Amount spent for the project (₹ in Lakhs)	(7) Mode of Implementation -Direct (Yes/No)	(8) Mode of Implementation- Through Implementing Agency	
				State	District			Name	CSR Registration No.
3.	<b>PROMOTION OF SOCIAL ACTIVITIES AND CREATION OF INFRASTRUCTURE</b> Contribution to Karnataka Sangha Promotion of Cultural and social activities at Dandeli. Installation of around 20 Cement Benches near Parks / Public Spaces of Dandeli for senior citizens. Development of Garden cum playing area at Nirmal nagar Dandeli. Development of Garden at Patel Circle Dandeli. Development of Garden and other civil work at Jawaharlal Nehru Garden in Ward No.19 Dandeli. Providing Infrastructure Facilities for benefits of citizens at Dandeli Police Station. Construction of crematorium at Kogilban for the benefit of public of Dandeli and surrounding villages.	Rural Development	Yes	Karnataka	Uttara Kannada	27.44	Yes	NA	NA
4.	<b>PROTECTION OF NATURAL RESOURCES AND SUSTAINABILITY</b> <b>Environmental Initiative</b> Maintenance of Dandakaranya Eco Park, Dandeli for general public and tourist. Maintenance of Nandgokul Garden Dandeli for general public. Parisara Ratna Contribution for Environment awareness. Eco friendly pond for immersion of Shree Ganapati Idol at Basaveshwar nagar Dandeli as per KSPCB guideline. Swatch Bharat Initiatives in Dandeli.	Environmental Sustainability and Ecological Balance	Yes	Karnataka	Uttara Kannada	12.33	Yes	NA	NA
5.	<b>PROTECTION AND PROMOTION OF NATIONAL HERITAGE, TRADITIONAL ARTS &amp; SOCIAL ACTIVITIES</b> <b>Financial help</b> Contribution to Bharteeya Nrutya Kala Kendra annual day celebration.	Protection of Heritage, Arts and Culture	Yes	Karnataka	Uttara Kannada	0.05	Yes	NA	NA
6.	<b>SAFE DRINKING WATER</b> Providing Drinking Water & Maintenance of supply system at 7 downstream villages: Kerwad, Badakansirda, Karyampali, Maynal, Haramaddi, Harnoda & Saxalli. Providing of R O Water purifier systems to Schools, Colleges and Hospital of Dandeli/ Haliyal/ Joida. Supply of two drinking water tankers to C M C Dandeli for door to door supply of drinking water in Dandeli during water supply breakdown, special occasions etc.	Safe Drinking Water	Yes	Karnataka	Uttara Kannada	32.72	Yes	NA	NA





## Annexure to Directors' Report (Contd.)

(1) S. No.	(2) Name of the Project	(3) Item from the list of activities in Schedule VII of the Act	(4) Local area (Yes/No)	(5) Location of the project		(6) Amount spent for the project (₹ in Lakhs)	(7) Mode of Implementation -Direct (Yes/No)	(8) Mode of Implementation-Through Implementing Agency	
				State	District			Name	CSR Registration No.
<b>7.</b>	<b>SPORTS &amp; GAMES</b> Contribution to Calcutta South Club for promoting Sports Competition (WESO BRC). Sponsorship of Sports Meet at Kolkata for sports talent development. Financial Assistance to 56th Karnataka State Cross Country Athletics Championship.	Sports & Games	Yes/No	Karnataka/ West Bengal	Uttara Kannada/ Kolkata	5.34	Yes	NA	NA
<b>8.</b>	<b>CONTRIBUTIONS FOR BENEFIT OF MARTYR'S WIVES, WAR WIDOWS WELFARE DISTRICT COMMITTEE</b>	Welfare	Yes	Karnataka	Karwar	0.10	Yes	NA	NA
<b>9.</b>	<b>RURAL DEVELOPMENT</b> Providing Printer, Computer set, Inverter Battery, LED TV & Plastic chairs, Barricades to Town Police Station Dandeli for benefits of Rural Public. Providing Computers, Chairs, Printers and Barricades to City Municipal Council Dandeli office premises for benefit of Dandeli Taluka Rural Public.	Rural Development	Yes	Karnataka	Uttara Kannada	11.94	Yes	NA	NA
<b>Total Spent</b>						<b>388.38</b>			

(d) Amount spent in the Administrative Overheads: ₹ 17.84 Lakhs

(e) Amount spent in Impact Assessment, if applicable: Not Applicable

(f) Total amount spent for the Financial Year (8b+8c+8d+8e) : ₹ 406.22 Lakhs

(g) Excess amount for set off, if any: Nil

9. (a) Details of Unspent CSR amount for the preceding three financial years: Nil

(b) Details of CSR amount spent in the financial year for ongoing projects of the preceding three financial year (s) : ₹ 61.68 Lakhs.

(1) Sl. No.	(2) Project ID.	(3) Name of the Project	(4) Financial Year in which the project was commenced.	(5) Project duration	(6) Total amount allocated for the project (₹ in Lakhs)	(7) Amount spent on the project in the reporting Financial Year (₹ in Lakhs)	(8) Cumulative amount spent at the end of reporting Financial Year. (₹ in Lakhs)	(9) Status of the project - Completed / Ongoing.
1	FY 31.03.2021- 1	a) Infrastructure development at Bangur Nagar Degree, b) Junior College, Dandeli for benefits of rural students c) Creation of Science Laboratory at Shri Chhatrapati Shivaji Education Trust, Haliyal	2020-21	36 months	215.89	61.68	71.18	Ongoing



## Annexure to Directors' Report *(Contd.)*

10. In case of creation or acquisition of capital asset, furnish the details relating to the asset so created or acquired through CSR spent in the financial year (asset- wise details) : **Not Created or Acquired**
- (a) Date of creation or acquisition of the capital asset(s)
  - (b) Amount of CSR spent for creation or acquisition of capital asset
  - (c) Details of the entity or public authority or beneficiary under whose name such capital asset is registered, their address etc.
  - (d) Provide details of the capital asset(s) created or acquired (including complete address and location of the capital asset).
11. Specify the reason(s), if the Company has failed to spend two percent of the average net profit as per Section 135(5) : Not Applicable.

Place : Dandeli  
Date : 26th May, 2022

**Arpita Vinay**  
(DIN : 06940663)  
Non-Executive Independent Director

**Virendraa Bangur**  
(DIN: 00237043)  
Chairman of the CSR Committee



## Annexure to Directors' Report (Contd.)



Anganwadi Day Care Centre at Dandeli



Crematorium at Dandeli



Food Kits Distribution during COVID



Distribution of School Bags



Medical Equipment to Govt. Hospital Dandeli



Cotton Bags Distribution at Dandeli



## Annexure to Directors' Report (Contd.)

### PERFORMANCE EVALUATION CRITERIA OF INDEPENDENT DIRECTORS

- (1) Attending Board/Committee Meetings. (4) Discharge of duties as per Schedule IV of the Companies Act, 2013 and compliance to other requirements of the said Act or other regulatory requirements.
- (2) Going through the agenda papers and providing inputs in the meetings of Board/ Committees.
- (3) Guidance to the company from time to time on the various issues brought to their notice.

For and on behalf of the Board

**S. K. Bangur**

Chairman & Managing Director

Place: Dandeli

Date: 26th May, 2022

### Statement Pursuant to Section 197(12) of the Companies Act, 2013 and Rule 5 of the Companies (Appointment and Remuneration of Managerial Personnel) Rules, 2014

S. No.	Requirements	Disclosures		
(i)	The ratio of the remuneration of each director to the median remuneration of the employees of the company for the financial year;	<b>Shri S. K. Bangur</b> Chairman & Managing Director	: 56:1	
		<b>Shri Virendraa Bangur</b> Joint Managing Director	: 35:1	(appointed w.e.f 26.06.2020)
		<b>Shri Rajendra Jain</b> Executive Director	: 40:1	
		<b>Shri Brajmohan Prasad</b> Company Secretary & Compliance Officer	: 4:1	
(ii)	The percentage increase in remuneration of each director, Chief Financial officer, Chief Executive Officer, Company Secretary or Manager, if any, in the financial year;	<b>Shri S.K.Bangur</b> Chairman & Managing Director	: -79.10 %	(No commission paid during the year 2021-22 pertaining to 2020-21 and including commission paid during the year 2020-21 pertaining to 2019-20)
		<b>Shri Virendraa Bangur</b> Joint Managing Director	: 58.22%	(No commission paid during the year 2021-22 pertaining to 2020-21 and appointed w.e.f.26.06.2020)
		<b>Shri Rajendra Jain</b> Executive Director	: 14.01%	
		<b>Shri Brajmohan Prasad</b> Company Secretary & Compliance Officer	: 11.73%	
(iii)	The percentage increase in the median remuneration of employees in the financial year;	The percentage increase in the median remuneration of employees in the financial year is 20.98.		
(iv)	The number of permanent employees on the rolls of company.	2386		



## Annexure to Directors' Report (Contd.)

(v)	Average percentile increases already made in the salaries of employees other than the managerial personnel in the last financial year and its comparison with the percentile increase in the managerial remuneration and justification thereof and point out if there are any exceptional circumstances for increase in the managerial remuneration;	The average increase in salary/wages of the employees was 15.01% (other than managerial personnel) whereas remuneration to managerial personnel decreased by <b>59.17%</b>
(vi)	The key parameters for any variable component of remuneration availed by the directors;	Commission based on profit pursuant to terms of appointment of Shri S.K.Bangur, Chairman & Managing Director and Shri Virendraa Bangur, Joint Managing Director.
(vii)	Affirmation that the remuneration is as per the remuneration policy of the company.	It is hereby affirmed that remuneration paid is as per the remuneration policy of the Company.



## Business Responsibility Report 2021-22

### SECTION A: GENERAL INFORMATION ABOUT THE COMPANY

1	Corporate Identity Number (CIN) of the Company	L02101KA1955PLC001936
2	Name of the Company	West Coast Paper Mills Limited
3	Registered address	PB No. 5, Bangur Nagar, Dandeli – 581325 District – Uttara Kannada, Karnataka
4	Website	www.westcoastpaper.com
5	E-mail id	co.sec@westcoastpaper.com
6	Financial year reported	1st April 2021 to 31st March 2022
7	Sector(s) that the Company is engaged in (industrial activity code-wise)	I. Manufacture of Pulp, Paper and Paper Board (NIC Code 1701) II. Manufacture of Optic Fibre Cable (NIC Code 27310)
8	List three key products/ services that the Company manufactures/ provides (as in balance sheet)	I. Writing & Printing Paper II. Cup Stock Paper Board III. Optic Fibre Cable
9	Total number of locations where business activity is undertaken by the Company	I. Number of International Locations (Provide details of major 5) - Nil II. Number of National Locations - 2 locations have manufacturing units.
10	Markets served by the Company – Local / State / National / International	Local/State/National/International markets India – 67 Dealers and 6 Zonal Offices. International –15 Countries.



## Annexure to Directors' Report (Contd.)

### SECTION B: FINANCIAL DETAILS OF THE COMPANY

1	Paid up Capital (INR)	1321 Lakhs
2	Total Turnover (INR)	196880 Lakhs
3	Total Profit after taxes (INR)	21808.87 Lakhs
4	Total Spending on Corporate Social Responsibility (CSR) as percentage of profit after tax (%)	The Company's total spending on CSR for the year ended 31st March, 2022 was ₹ 406.22 Lakhs which is more than 2.00 % of the profit after tax.
5	List of activities in which expenditure in 4 above has been incurred	Please refer Annexure to Board's Report for details on CSR initiatives undertaken by the Company.

### SECTION C: OTHER DETAILS

1	Does the Company have any Subsidiary Company / Companies?	1. Andhra Paper Limited (APL). 2. West Coast Opticable Limited (WCOL).
2	Do the Subsidiary Company / Companies participate in the BR initiatives of the parent Company? If yes, then indicate the number of such subsidiary Company (s).	No, the Subsidiary Companies do not participate in the BR initiatives of the Company.
3	Do any other entity / entities (e.g. suppliers, distributors etc.) that the Company does business with, participate in the BR initiatives of the Company? If yes, then indicate the percentage of such entity/entities? [Less than 30%, 30-60%, More than 60%].	The Company has not mandated any Supplier, Distributors etc., to participate in the BR initiatives of the Company.

### SECTION D: BR INFORMATION

#### 1. Details of Director/Directors responsible for BR

##### a) Details of the Director/Directors responsible for implementation of the BR policy/policies

1	DIN Number	07250797
2	Name	Rajendra Jain
3	Designation	Executive Director

##### b) Details of the BR head

No.	Particulars	Details
1	DIN Number (if applicable)	07250797
2	Name	Rajendra Jain
3	Designation	Executive Director
4	Telephone Number	08284 – 231391
5	E mail ID	rajendra.jain@westcoastpaper.com



## Annexure to Directors' Report (Contd.)

### 2. Principle-wise (as per NVGs) BR Policy / policies

Principles	Description	Company's Policy
P1	Business should conduct and govern themselves with Ethics, Transparency and Accountability.	Code of Conduct, Whistle Blower Policy
P2	Business should provide goods and services that are safe and contribute to sustainability throughout their life cycle.	QEHS Policy
P3	Business should promote the well-being of all employees.	HR Policy, Prevention of Sexual Harassment at Workplace (SHAW)
P4	Business should respect the interests of and be responsive towards all stakeholders, especially those who are disadvantaged, vulnerable and marginalised.	CSR Policy
P5	Business should respect and promote human rights.	CSR Policy
P6	Business should respect, protect and make efforts to restore the environment.	QEHS Policy
P7	Business, when engaged in influencing public and regulatory policy, should do so in a responsible manner.	Code of Conduct
P8	Business should support inclusive growth and equitable development.	CSR Policy
P9	Business should engage with and provide value to their customers and consumers in a responsible manner.	QEHS Policy

#### (a) Details of compliance (Reply in Y/N)

No.	Questions	P1	P2	P3	P4	P5	P6	P7	P8	P9
1	Do you have a policy/policies for	Y	Y	Y	Y	Y	Y	Y	Y	Y
2	Has the policy been formulated in consultation with the relevant stakeholders?	Y	Y	Y	Y	Y	Y	Y	Y	Y
3	Does the policy conform to any national/international standards? If yes, specify? (50 words)	Most of the policies are aligned to various standards like ISO 9001 (Quality Management System), ISO 14001 (Environment Management System), ISO 45001 (Occupational Health & Safety Management System).								
4	Has the policy being approved by the Board? If yes, has it been signed by MD/ owner/CEO/ appropriate Board Director?	Y	Y	Y	Y	Y	Y	Y	Y	Y
5	Does the Company have a specified committee of the Board/Director/Official to oversee the implementation of the policy?	Y	Y	Y	Y	Y	Y	Y	Y	Y
6	Indicate the link for the policy to be viewed online?	Copies of the policy will be made available on receipt of written request from stakeholders								
7	Has the policy been formally communicated to all relevant internal and external stakeholders?	Y	Y	Y	Y	Y	Y	Y	Y	Y
8	Does the Company have in-house structure to implement the policy/policies?	Y	Y	Y	Y	Y	Y	Y	Y	Y





## Annexure to Directors' Report (Contd.)

9	Does the Company have a grievance redressal mechanism related to the policy/ policies to address stakeholders' grievance related to the policy/ policies?	Y	Y	Y	Y	Y	Y	Y	Y	Y
10	Has the Company carried out independent audit/ evaluation of the working of this policy by an internal or external agency?	The policies are evaluated internally from time to time and updated whenever required.								

**b) If answer to the question at serial number 1 against any principle, is 'No', please explain why: (Tick up to 2 options)**

No.	Questions	P1	P2	P3	P4	P5	P6	P7	P8	P9
1	The Company has not understood the Principles	Not Applicable								
2	The Company is not at a stage where it finds itself in a position to formulate and implement the policies on specified principles.									
3	The Company does not have financial or manpower resources available for the task									
4	It is planned to be done within next 6 months									
5	It is planned to be done within the next 1 year									
6	Any other reason (please specify )									

### 3. Governance related to BR

- a) Indicate the frequency with which the Board of Directors, Committee of the Board or CEO to assess the BR performance of the Company. Within 3 months, 3-6 months, Annually, More than 1 year.

The Company does not have a Committee of Board specifically for dealing with this matter. However, aspects of Business Responsibility are being reviewed by various other committees of the Executives/Board from time to time.

- b) Does the Company publish a BR or a Sustainability Report? What is the hyperlink for viewing this report? How frequently it is published?

Yes, we publish the Business Responsibility Report along with our Annual Report once in a year. The hyperlink is <http://www.westcoastpaper.com/investors/>.

### govern themselves with ethics, transparency and accountability.

**1. Does the policy relating to ethics, bribery and corruption cover only the Company? Yes/No. Does it extend to the Group /Joint Ventures/Suppliers/ Contractors/NGO's/Others?**

The Company is committed to highest standards of corporate governance practices within the organisation. It forms an integral part of our values, ethics and business practices which is aimed at creating and enhancing long term value of stakeholders. The Policy relating to Ethics, Transparency and Accountability is the backbone of our Company and guides the operations of the Company alone. The Policy includes Code of Conduct which applies to the Directors and the Senior Management of the Company. A Whistle Blower Policy/Vigil mechanism is also in place, which provides opportunity to all stakeholders to report any concerns/issues/incidents about unethical behavior, actual or suspected fraud or violation of the code of conduct or policies.

### SECTION E: PRINCIPLE-WISE PERFORMANCE

**Principle 1: Businesses should conduct and**



## Annexure to Directors' Report (Contd.)

### 2. How many stakeholder complaints have been received in the past financial year and what percentage was satisfactorily resolved by the management? If so, provide details thereof, in about 50 words or so.

Five investor complaints were received during the financial year ended 31st March 2022, all of which were promptly resolved to the satisfaction of the investor concerned. Customer complaints have been covered under Principle 9. No other stakeholder complaints from depositors, vendors, dealers etc. were received; all queries were promptly responded to the stakeholder concerned.

### Principle 2: Businesses should provide goods and services that are safe and contribute to sustainability throughout their life cycle

#### 1. List up to 3 of your products or services whose design has incorporated social or environment concerns, risks and/or opportunities.

The Company's Paper Division produces well established brands of commercial and premium grades of paper and boards ranging from 54 to 500 GSM, catered across six different product segments namely writing, printing, business stationary, specialty, industrial and packaging. The Company is constantly focusing on development of products and customer satisfaction.

The Company is committed to harmonizing its business interests with the world's dire need for a clean environment. This conviction of the Company of the need to operate in sync with environmental concerns is enshrined in a comprehensive environment management policy, which is practiced across the organization in all spheres of its activities. Guided by the principle tenet of environment responsibility, the Company manufactures paper and boards using raw material and technology that protects the earth's natural resources and bio-diversity for generations to come.

The Company is also committed to green production, resource conservation, and responsible waste management. This commitment of the Company has reflected in its 'minimum impact-best process'

technology that involves green production, resource conservation, responsible waste management and a reduced pollution load, as its core dimensions.

#### 2. For each such product, provide the following details in respect of resource use (energy, water, raw material etc.) per unit of product (optional): -

##### a) Reduction during sourcing/production/distribution achieved since the previous year throughout the value chain?

The Company believes that optimizing production efficiency delivers value to customers and minimizes environmental impact, therefore driving the Company towards the goal of long-term sustainability.

**Raw material:** The wood consumed per ton of pulp has increased from 4.29 MT/MT in FY 2020-21 to 4.30 MT/MT in FY 2021-22.

**Energy:** Total energy consumed per ton of product has decreased from 1376 Kwh/MT in FY 2020-21 to 1318 Kwh/MT in FY 2021-2022.

**Water:** Water consumption per ton of product has decreased from 74 M3/MT in 2020-21 to 66 M3/MT in 2021-22.

##### b) Reduction during usage by consumers (energy, water) has been achieved since the previous year?

Owing to the nature of the product, it is not feasible to identify the reduction during usage by consumers.

#### 3. Does the Company have procedures in place for sustainable sourcing (including transportation)?

##### a) If yes, what percentage of your inputs was sourced sustainably? Also, provide details thereof, in about 50 words or so.

The Company sources pulp wood through Private parties, Captive Plantation & Farm forestry model and Government of Karnataka (KFDC & KSFC). Pulp wood is certified by FSC-COC and FSC-CW certification which ensures that paper manufacture from wood is managed socially and environmentally



## Annexure to Directors' Report (Contd.)

in a responsible way. Captive Plantation and Farm Forestry activity of the Company are managed by Society for Afforestation, Research and Allied Works (SARA), promoted and supported by the Company.

#### 4. Has the Company taken any step to procure goods and services from local and small producers, including communities surrounding their place of work?

##### (a) If yes, what steps have been taken to improve their capacity and capability of local and small vendors?

The Company focuses on increasing plantations on farmers land in nearby areas under Farm Forestry thereby generating local employment and enabling local procurement of pulp wood. Plantation team distribute leaflets, pamphlets, share videos and impart practical field training by demonstrations along with focused group discussions with farmers through village level meetings. This helps them selection of better suitable clone.

The Company encourages local job contractors for maintenance work. The Company engages services of local transporters. The Company outsourced to local vendor for paper conversion. Required training is given to local parties from time to time.

#### 5. Does the Company have a mechanism to recycle products and waste? If yes, what is the percentage of recycling of products and waste (separately as <5%, 5-10%, >10%). Also, provide details thereof, in about 50 words or so.

The Company is committed to manage the environmental impacts of its activities, products and services along with reducing environmental impact via waste minimization and re-use, recycle and reduce.

All wastes generated in are 100% recycled and reused as detailed below.

- a) Wood dust generated during chipping process is used in the boiler as fuel to generate steam and also balance quantity sold to outside as a fuel.

- b) Fibrous ETP Sludge is used by external party for manufacturing egg tray and packaging board.
- c) Fly ash generated during the boiler operations is used by bricks manufacturing units.
- d) During the Paper/Boards finishing, waste paper / cutting generated are re-pulped and reused in the paper making.

#### Principle 3: Business should promote the wellbeing of all employees

##### 1. Please indicate the Total number of employees.

- 2386 Nos. Permanent

##### 2. Please indicate the Total number of employees hired on temporary/contractual / casual basis.

- 1824 Nos. Contract

##### 3. Please indicate the Number of permanent women employees.

- 09 Nos.

##### 4. Please indicate the Number of permanent employees with disabilities.

- 02 Nos.

##### 5. Do you have an employee association that is recognized by management?

The Company has 6 recognized Labour Unions. The Joint Negotiation Committee (JNC) is formed by conducting election for deciding the representative character of unions through secret ballot. The JNC is the sole bargaining agent who represents all the workmen. The Settlement negotiations are held with JNC and tripartite wage settlement is signed which is binding and acceptable to all the workmen including the members of the other Unions.

##### 6. What percentage of your permanent employees is members of this recognized employee association?

Permanent workmen and Staff up to IV Cadre: 100%

##### 7. Please indicate the Number of complaints relating to child labour, forced labour, involuntary labour,



## Annexure to Directors' Report (Contd.)

**sexual harassment in the last financial year and pending, as on the end of the financial year.**

<b>Category</b>	<b>No of complaints filed during the financial year.</b>	<b>No of complaints pending as on end of the financial year.</b>
Child labour/forced labour/ involuntary labour.	Nil	Nil
Sexual harassment.	Nil	Nil
Discriminatory employment.	Nil	Nil

**8. What percentage of your under mentioned employees were given safety & skill up-gradation training in the year ended on 31st March, 2022?**

- a) Permanent Employees \*: 7%
  - b) Permanent Women Employees\*: Nil
  - c) Casual / Temporary / Contractual Employees\*: 43%
- (\* Due to COVID-19, restriction of social distancing, very few training programs could be conducted)

The Company gives lot of importance for making "SAFE WORK PLACE". All employees have to compulsorily undergo Safety Training. Specific safety modules have been designed. Tool Box Talk, Safety observation, Safety suggestions are regularly practiced to improve work condition and behavior improvements.

The Company conducts on job training and class room training programme for technical and behavior skill upgradation. In house trainers, National Board of Workers Education, Bangalore, OEM Suppliers experts conducts various programme on regular basis for skill upgradation.

**Principle 4: Businesses should respect the interest of and be responsive towards all stakeholders, especially those who are disadvantaged, vulnerable and marginalized**

**1. Has the Company mapped its internal and external stakeholders? Yes/No.**

Yes. The Company mapped with its all stakeholders. The business revolves around stakeholders, right from suppliers to customers, shareholders to communities, government to workforce and contractors. Engagement with the mapped stakeholders is an on-going process which takes place through various formal and informal channels.

**2. Out of the above, has the Company identified the disadvantaged, vulnerable & marginalized stakeholders?**

The Company is committed to the welfare of marginalized and vulnerable sections of the society. It engages with its stakeholders on an on-going basis. The Company has mapped disadvantaged, vulnerable and marginalized stakeholders viz., communities in and around the areas of its significant operations, and is actively working towards their inclusive growth.

**3. Are there any special initiatives taken by the Company to engage with the disadvantaged, vulnerable and marginalized stakeholders? If so, provide details thereof, in about 50 words or so.**

The Company runs initiatives in the areas of health care, sanitation, providing safe drinking water, education, skill development and infrastructure development. All initiatives are directed towards helping neighbouring communities, including disadvantaged, vulnerable and marginalized stakeholders. During the year the Company runs the COVID 19 pandemic protocol awareness program to the neighbouring communities.

**Principle 5: Businesses should respect and promote human rights**

**1. Does the policy of the Company on human rights cover only the Company or extend to the Group/ Joint Ventures / Suppliers / Contractors / NGO's/ others?**

The policy relating to Human Rights covers the Company only. The Company supports and respect the internationally recognized principles and guidelines for human rights. The Company does not hire child labour, forced labour or involuntary labour.



## Annexure to Directors' Report (Contd.)

### 2. How many stakeholder complaints have been received in the past financial year and what percent was satisfactorily resolved by the management?

No complaints relating to human rights were received during the financial year.

### Principle 6: Businesses should respect, protect and make efforts to restore the environment

#### 1. Does the policy related to Principle 6 cover only the Company or extends to the Group / Joint Ventures / Suppliers / Contractors / NGO's / Others?

The policy relating to respecting, protecting and restoring the environment covers the Company only. However, the Company encourage its suppliers, contractors and customers to take environment friendly measures in their day to day activities for sustainable operations.

#### 2. Does the Company have strategies/initiatives to address global environmental issues such as climate change, global warming, etc.? Y/N. If yes, please give hyperlink for web page etc.,

The Company is committed for environmental protection and thus the facility has implemented robust environmental monitoring programs to achieve the regulatory compliance and beyond in the existing facility.

The Company is committed to address global environmental issues such as climate change, global warming and reducing emission etc. through various proactive initiatives to minimize its impact.

The Company has adopted energy efficient technologies and achieved specific energy consumption targets sets by Bureau of Energy Efficiency from time to time as per PAT cycles. BAT and cleaner technology were adopted keeping an environmental footprint improvement and energy efficient process. All projects while conceptualizing, are reviewed from energy and environment perspectives along with quality and process improvements.

#### 3. Does the Company identify and assess potential environment risks? Y/N

The Company upholds its green commitment "SERVING

PAPER *and yet* PRESERVING NATURE". The Company has well established Environment Cell with qualified and well experienced professionals. Environment Cell is regularly monitoring and assessing the environmental risks and accordingly actions are being taken to eliminate it.

In addition to above, the Company is hiring outside environmental professionals from eminent bodies to assess the environmental risk and implementing their suggestions to minimize/ eliminate the same.

As an environmentally responsible organization, the Company committed to clean and green operations for better environment.

#### 4. Does the Company have any project related to Clean Development Mechanism? If so, provide details thereof, in about 50 words or so. Also, if yes, whether any environmental compliance report is filed?

The Company is continuously adopting BAT and already has cleaner technology in place. In the recent past, the Company installed 725 TPD New Fiber line, with Ecofriendly Super Batch Cooking, Oxygen Delignification & ECF Bleaching process. The Company has satellite PCC plant manufacturing PCC by using CO<sub>2</sub> from flue gases from Lime Kiln, thereby reducing CO<sub>2</sub> emission.

#### 5. Has the Company undertaken any other initiatives on clean technology, energy efficiency, renewable energy, etc. Y/N. If yes, please give hyperlink for web page etc.

In order to have better environmental footprints, the Company is always striving to adopt cleaner technology and operating all its operations energy efficiently. Some of the following initiatives have been taken during the year are as under:

- 1) Commissioning of Two stage chiller unit in place of single stage old chiller at Chlorine Di-oxide plant to save steam.
- 2) Modification of smelt shutters nozzles & cleaning of primary and secondary Air Heater in ENMAS Recovery Boiler for power & steam saving.
- 3) Carried out the existing boiler study with the



## Annexure to Directors' Report (Contd.)

OEM regarding improving its performance & also possibility of using the agriculture waste.

- 4) VFD installed at BHEL Recovery Boiler feed pump.
- 5) Replacement of 3 Nos. time-based water drains by Armstrong Make zero air leak liquid drains to save compressed air at Paper Machine 1-5.
- 6) Replacement of 39 Nos old & inefficient motors by Energy efficient (IE2) Motors in various sections.
6. Is the Emissions/Waste generated by the Company within the permissible limits given by CPCB/SPCB for the financial year being reported?

The emissions and waste generated by the Company are well within the permissible limits of statutory agencies for the Financial Year 2021-2022.

### 7. Number of show cause/legal notices received from CPCB/SPCB which are pending (i.e., not resolved to satisfaction) as on end of Financial Year.

There is no show cause/legal notice received from CPCB/SPCB, pending as on end of Financial Year 2021-22.

### Principle 7: Businesses, when engaged in influencing public and regulatory policy, should do so in a responsible manner.

#### 1. Is your Company a member of any trade and chamber or association? If yes, Name only those major ones that your business deals with:

The Company is member of the following associations:

- Federation of Indian Chambers of Commerce and Industry (FICCI)
- Indian Paper Manufacturers Association (IPMA)
- Indian Pulp & Paper Technical Association (IPPTA)
- Federation of Indian Export Organisation (FIEO)

#### 2. Have you advocated/lobbied through above associations for the advancement or improvement of public goods? Yes/No; if yes specify the broad areas (drop box: Governance and Administration, Economic Reforms, Inclusive Development Policies, Energy security, Water, Food Security, Sustainable Business Principles, Others)

Yes, the Company has been raising various issues like tariff hike, economic/tax reforms, environmental, energy issues, etc. through above mentioned associations.

### Principle 8: Business should support inclusive growth and equitable development.

#### 1. Does the Company have specified programs/initiatives/projects in pursuit of the policy related to Principle 8? If yes details thereof.

The Company is one of the premier entity and has under taken projects for development and welfare of the society in the fields of Health care (animal health checkup and preventive measure regarding COVID-19) Education and skill development (education initiative, vocational training and infrastructure initiative), Promotion of social activities & creation of infrastructure, Protection of natural resources and sustainability, Protection & promotion of national heritage, traditional arts & social activities, Safe drinking water (maintenance of supply system and providing of R.O units), Sports & Games and Rural development & support etc.

#### 2. Are the programs/projects undertaken through in-house team/own foundation/external NGO/government structures/any other organization?

The Programs and projects are undertaken by Company's dedicated C S R Team. The CSR team assesses periodically the requirements of the target areas within the Dandeli – Haliyal- Joida Taluka in particular and Uttara Kannada District in general and co-ordinates with the needy groups/organizations/health care centers/educational institutions etc and arrange for the required assistance and materials/equipments.

#### 3. Have you done any impact assessment of your initiative?

During the year for CSR initiative impact assessment was not Required.

#### 4. What is your Company's direct contribution to community development projects – Amount in INR and the details of the projects undertaken?

As per details given in Annexure to Directors' Report on CSR.



## Annexure to Directors' Report (Contd.)

**5. Have you taken steps to ensure that this community development initiative is successfully adopted by the community? Please explain in 50 words, or so.**

The Company's CSR team regularly interacts with the elected representative of City's Council and Village Panchayaths together with prominent and senior citizen to assess the impact of community development projects undertaken to ensure that the objectives and benefits of these projects are being met. Regular feedback from these persons enables to improve to ensure that the objectives and benefits of these initiatives are met.

**Principle 9: Businesses should engage with and provide value to their customers and consumers in a responsible manner.**

**1. What percentage of customer complaints/consumer cases are pending as on the end of financial year.**

Customer complaints received during the year are 72 and pending at the end of the financial year 2021-22 is Nil.

**2. Does the Company display product information on the product label, over and above what is mandated as per local laws? Yes/No/N.A/Remarks (additional information).**

The Company displays and maintains high standards of communication and information dissemination to ensure full compliance with applicable regulations. The Company complies with all laws and regulations concerning marketing communications. In line with this, the required information as mandated by law is inscribed on the product label of the Company.

**3. Is there any case filed by any stakeholder against the Company regarding unfair trade practices, irresponsible advertising and /or anti- competitive behaviour during the last five years and pending as on end of financial year? If so, provide details thereof, in about 50 words or so.**

There was no incidence of non-compliance with regulations and voluntary codes concerning product and service information and labelling. Similarly, there are no cases in relation to unfair trade practices, irresponsible advertising and/or violation of any laws during the financial year 2021-22.

**4. Did your Company carry out any consumer survey/ consumer satisfaction trends?**

The Company focused on delivering value to its customers and, therefore, customer satisfaction surveys are carried out on a regular basis. This provides valuable feedback for the Company for providing the best possible service to customers and to continuously improve in its engagement with customers.



## Annexure to Directors' Report (Contd.)

**Information as per Section 134(3) (m) of the Companies Act, 2013, read with Companies (Accounts) Rules, 2014 and forming part of the Directors' Report to the members for the year ended 31st March, 2022.**

### (A) CONSERVATION OF ENERGY:

#### (i) Measures taken for Energy Conservation:

1. Cleaning of primary & secondary Air Heater in BHEL Chemical Recovery Boiler for Power & steam saving.
2. Replacement of old Drag chain soot blower by Retractable energy efficient soot blower at BHEL Chemical Recovery Boiler (1 no.) for steam saving.
3. Installation of 2 no's Energy Efficient Refining system at PM/c 3. Stock preparation section in place of 5 no's. Old refiners to save Power.
4. Installation of VFD for BHEL Chemical Recovery Boiler feed water pump 2 no's to save energy.
5. At Power House section replacement of leaking ARC valves in BHEL Chemical Recovery Boiler feed water pump to save energy.
6. At Power House section 34.5 MW TG cooling tower replacements of old Fans with new Energy efficient fan.
7. Mill wide replacement of Conventional lights (Flood light, Street light, Tube light, flame proof fixtures) with LED lights in phased manner.
8. Use of 5 Star energy efficient fans in place of conventional ceiling fans throughout mill in phased manner.

#### (ii) Steps taken for utilizing alternate sources of Energy:

The Company is generating steam from chemical recovery boilers wherein Black Liquor Dry Solids (by product of wood) is fired to generate steam and the same is confirmed as Renewable Biomass Source by Ministry of New & Renewable Energy

(U&I Group), Government of India vide their letter no. 20/122/2011-U&I dated 09.01.2012. The steam generated from chemical recovery boilers is 57% of total steam generation of the mill in the year 2021-22.

#### (iii) Details of investment made on Energy conservation schemes & savings achieved:

Total Investment	: ₹ 512.89 Lakhs
Monetary Benefit	: ₹ 148.88 Lakhs/annum
Steam Saving	: 2644 MT /annum
Power Saving	: 34.79 Lkwh/annum

### B. TECHNOLOGY ABSORPTION

#### (i) The efforts made towards technology absorption:

1. PM5 upgradation by installing the New Suction Press roll as well as changes the Press part framing.
2. New double effect chiller unit commissioned at ClO2 plant to reduce chlorine dioxide production loss during summer and reduce steam consumption.
3. Successfully trial completed of New Product of Light Blue and Light Yellow.
4. New products developed during the Year 2021 - 2022 are :
  - Excel MF Buff
  - Nova Print SS
  - Sea Green Paper

#### (ii) The benefits derived like product improvement, cost reduction, product development or imports substitution.

Improved Productivity, better quality, cost reduction, conservation of valuable raw material & ecosystem and improved customer's satisfaction.

#### (iii) In case of imported technology (imported during the last three years reckoned from the beginning of the financial year): Not any





## Annexure to Directors' Report (Contd.)

### (iv) The expenditure incurred on Research and development

(₹ in Lakhs)

S.No.	Particulars	2021 - 2022	2020 - 2021
1	Capital	-	5.08
2	Recurring	-	28.08
3	<b>Total</b>	-	<b>33.16</b>
4	<b>Total R&amp;D expenditure as a percentage of total turnover</b>	-	<b>0.02</b>

### C. FOREIGN EXCHANGE EARNINGS AND OUTGO

The Foreign Exchange Earnings and Outgo were ₹ 3148.22 Lakhs and ₹ 5729.71 Lakhs respectively (₹ 1579.49 Lakhs and ₹ 4,832.17 Lakhs previous year).

For and on behalf of the Board

**S. K. Bangur**

Chairman & Managing Director

DIN: 00053237

Place: Dandeli  
Date: 26th May, 2022



## Annexure to Directors' Report *(Contd.)*

### DIRECTORS' RESPONSIBILITY STATEMENT

**Pursuant to the provisions of Section 134(3)(c) of the Companies Act, 2013, it is hereby confirmed that-**

- i) In the preparation of the accounts for the financial year ended 31st March 2022, the applicable accounting standards have been followed along with proper explanation relating to material departures, if any.
- ii) The Directors have selected such accounting policies which have been applied consistently and made judgment and estimates that were reasonable and prudent so as to give a true and fair view of the state of affairs of the Company at the end of the financial year and of the profit or loss of the Company for the year under review.
- iii) Proper and sufficient care has been taken for the maintenance of adequate accounting records in accordance with the provisions of the Companies Act, 2013 for safeguarding the assets of the Company and for preventing and detecting fraud and other irregularities.
- iv) The accounts for the financial year ended on 31st March, 2022 have been prepared on a 'going concern' basis.
- v) The accounts for the financial year ended on 31st March, 2022 has been prepared in accordance with the Companies (Indian Accounting Standards) Rules, 2015 (Ind As) prescribed under section 133 of the Companies Act, 2013 and under recognized accounting practices and policies to the extent applicable.
- vi) The Directors have laid down internal financial controls to be followed by the Company and that such internal financial controls are adequate and were operating effectively.
- vii) The Directors have devised proper systems to ensure compliance with the provisions of all applicable laws and that such systems were adequate and operating effectively.

For and on behalf of the Board

**S. K. Bangur**

*Chairman & Managing Director*

Place: Dandeli

Date: 26th May, 2022



## Annexure to Directors' Report (Contd.)

### Form No. MR-3

#### SECRETARIAL AUDIT REPORT

FOR THE FINANCIAL YEAR ENDED 31.03.2022

[Pursuant to section 204(1) of the Companies Act, 2013 and rule No.9 of the Companies (Appointment and Remuneration of Managerial Personnel) Rules, 2014]

To,  
The Members,  
West Coast Paper Mills Limited  
Bangur Nagar, Dandeli – 581325

I have conducted the secretarial audit of the compliance of applicable statutory provisions and the adherence to good corporate practices by West Coast Paper Mills Limited (hereinafter called the company). Secretarial Audit was conducted in a manner that provided me a reasonable basis for evaluating the corporate conducts/statutory compliances and expressing my opinion thereon.

Based on my verification of the Company's books, papers, minute books, forms and returns filed and other records maintained by the company and also the information provided by the Company, its officers, agents and authorized representatives during the conduct of secretarial audit, I hereby report that in my opinion, the company has, during the audit period covering the financial year ended on 31 March 2022 ('Audit Period') complied with the statutory provisions listed hereunder and also that the Company has proper Board-processes and compliance-mechanism in place to the extent, in the manner and subject to the reporting made hereinafter:

I have examined the books, papers, minute books, forms and returns filed and other records maintained by the Company for the financial year ended on 31 March 2022 according to the provisions of:

- (i) The Companies Act, 2013 (the Act) and the rules made thereunder.
- (ii) The Securities Contracts (Regulation) Act, 1956 ('SCRA') and the rules made thereunder.
- (iii) The Depositories Act, 1996 and the Regulations and Byelaws framed thereunder.
- (iv) Foreign Exchange Management Act, 1999 and the rules and regulations made thereunder to the extent of Foreign Direct Investment and External Commercial Borrowings.
- (v) The following Regulations and Guidelines prescribed under the Securities and Exchange Board of India Act, 1992 ('SEBI Act'):-
  - (a) The Securities and Exchange Board of India (Substantial Acquisition of Shares and Takeovers) Regulations, 2011;
  - (b) The Securities and Exchange Board of India (Prohibition of Insider Trading) Regulations, 2015;
  - (c) The Securities and Exchange Board of India (Issue of Capital and Disclosure Requirements) Regulations, 2018 **(Not applicable to the Company during the Audit Period);**
  - (d) The Securities and Exchange Board of India (Employee Stock Option Scheme and Employee Stock Purchase Scheme) Guidelines, 1999 **(Not applicable to the Company during the Audit Period);**
  - (e) The Securities and Exchange Board of India (Issue and Listing of Debt Securities) Regulations, 2008;
  - (f) The Securities and Exchange Board of India (Registrars to an Issue and Share Transfer Agents) Regulations, 1993 regarding the Companies Act and dealing with client;
  - (g) The Securities and Exchange Board of India (Delisting of Equity Shares) Regulations, 2009 **(Not applicable to the Company during the Audit Period);** and
  - (h) The Securities and Exchange Board of India (Buyback of Securities) Regulations, 1998 **(Not applicable to the Company during the Audit Period);**
- (vi) I have reviewed the systems and mechanisms established by the Company for ensuring compliances under the other applicable Act, Rules, Regulations and Guidelines prescribed under various laws which are specifically applicable to the Company and categorized under the following heads/groups:



## Annexure to Directors' Report *(Contd.)*

- (a) The Factories Act, 1948 and Rules made thereunder;
- (b) Labour laws and other incidental laws related to Labour and employees appointed by the Company;
- (c) Acts and Rules prescribed under prevention and control of pollution;
- (d) Acts and Rules relating to Environmental protection, energy conservation and hazardous substances and chemicals;
- (e) Acts and Rules relating to boilers, electricity explosives, fire, etc,
- (f) Goods and Service Tax;

### **I have also examined compliance with the applicable clauses of the following:**

- (i) Secretarial Standards issued by The Institute of Company Secretaries of India.
- (ii) SEBI (Listing Obligations and Disclosure Requirements) Regulations, 2015 (LODR).

During the period under review the Company has complied with the provisions of the Act, Rules, Regulations, Guidelines, Standards, etc. mentioned above subject to the following specific comments/ observation/ findings: NIL

### **I further report that**

The Board of Directors of the Company is constituted with proper balance of Executive Directors, Non-Executive

Directors and Independent Directors. The changes in the composition of the Board of Directors that took place during the period under review were carried out in compliance with the provisions of the Act.

Adequate notice is given to all directors to schedule the Board Meetings, agenda and detailed notes on agenda were sent at least seven days in advance, and a system exists for seeking and obtaining further information and clarifications on the agenda items before the meeting and for meaningful participation at the meeting. Based on the verification of the records and minutes, the decisions at Board Meetings and Committee Meetings were carried out with unanimous consent of the Directors / Committee Members and no Member dissented on the decisions taken at such meetings of the Board of Directors or Committee of the Board, as the case may be.

**I further report that** there are adequate systems and processes in the company commensurate with the size and operations of the company to monitor and ensure compliance with applicable laws, rules, regulations and guidelines.

**I further report that** during the audit period, the company has no specific events / actions having a major bearing on the company's affairs in pursuance of the above referred laws, rules, regulations, guidelines, standards, etc.

Place: Bangalore  
Date: 26th May, 2022

**Naman Gurumurthi Joshi**  
*Practicing Company Secretary*  
M No: F8389, C P No: 9579  
UDIN: F008389D000400429

This report is to be read with my letter of even date which is annexed as **ANNEXURE A** and forms an integral part of this report.



## Annexure to Directors' Report *(Contd.)*

### 'ANNEXURE A'

To,  
The Members,  
West Coast Paper Mills Limited  
Bangur Nagar, Dandeli – 581325

My report of even date is to be read along with this letter.

1. Maintenance of secretarial record is responsibility of the Management of the Company. My responsibility is to express an opinion on these secretarial records based on audit.
2. I have followed the audit practices and process as were appropriate to obtain reasonable assurance about the correctness of the contents of the secretarial records. The verification was done on test basis to ensure that correct facts are reflected in secretarial records. I believe that the processes and practices, I followed provide a reasonable basis for my opinion.
3. I have not verified the physical copies of financial records, Books of Account, registers, and documents of the Company due to COVID-19 situation. The report is based on verification of the soft copies of financial records, Books of Account, register and documents provided by the Company.
4. I have not verified the correctness and appropriateness of financial records and Books of Account of the Company. For the accounting financial compliance and CSR spending's we have relied on the report of internal auditor Report and statutory auditor Report.
5. I have not verified the correctness, appropriateness of financial records, Books of Account and secretarial documents of the listed subsidiary Company for the accounting, financial, corporate law compliance and CSR spending's as we have relied on the Secretarial Audit report of the Secretarial Auditor and the same should be considered for records.
6. I have not verified the correctness and appropriateness of financial records and Books of Account of the unlisted Wholly Owned Subsidiary Company for the accounting financial compliance and corporate laws compliance.
7. Wherever required, I have obtained the Management Representation about the compliances of laws, rules and regulations as per their representation report has been finalized.
8. The compliance of the provisions of Corporate and other applicable laws, rules, regulations, standards is the responsibility of the management, my examination was limited to verification of procedures on test basis.
9. The Secretarial Audit report is neither an assurance as to the future viability of the Company nor of the efficacy or effectiveness with which the management has conducted the affairs of the Company.

Place: Bangalore  
Date: 26th May, 2022

**Naman Gurumurthi Joshi**  
*Practicing Company Secretary*  
M No: F8389, C P No: 9579  
UDIN: F008389D000400429



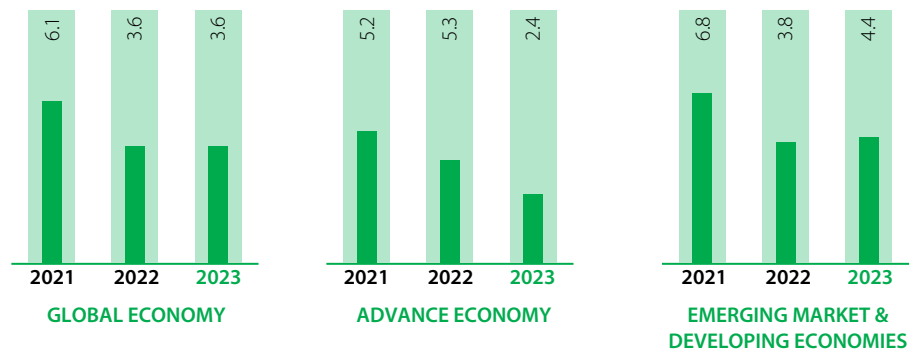
## Management Discussion and Analysis

### ECONOMIC SCENARIO

#### GLOBAL ECONOMIC SCENARIO

The conflict in Ukraine has generated an expensive humanitarian disaster that must be resolved peacefully. At the same time, the conflict's economic consequences will cause a considerable slowdown in global economy in 2022, as well as an increase in inflation. Fuel and food prices have risen significantly, disproportionately affecting vulnerable populations in low-income countries. The global economy is expected to decelerate from 6.1% in 2021 to 3.6% in 2022 and 2023. (Source: IMF)

#### World Economic Outlook Projections



(Source IMF, World Economic Outlook, April 2022)

#### INDIAN ECONOMIC SCENARIO

Right when the worldwide economy appeared to be at the cusp of seeing green shoots of recuperation after taking most of the noticeably awful of the COVID-19 pandemic, the Russia-Ukraine emergency heightened. Understandably, the crisis has clouded India's growth outlook. Crude oil prices are lingering above US\$100 per barrel. For India, which has been battling inflation for a while now, this situation is making matters worse (Source: Deloitte's services).



## Management Discussion and Analysis *(Contd.)*

In a dynamic international environment fraught with high uncertainty and elevated perceptions of risk, it is ultimately the strength and resilience of the macroeconomic fundamentals that will determine our ability to manage external shocks. As per Asian Development Bank (ADB), India's economy will grow 7.5% in fiscal year (FY) 2022 and 8% in FY2023, supported by increased public investment in infrastructure and a pickup in private investment. India's nominal GDP is expected to rise from \$2.7 trillion in 2021 to \$8.4 trillion by 2030 (Source: Bloomberg).

### **The long-term outlook for the Indian economy is supported by a number of key growth drivers:**

- The important positive factor for India is its large and fast-growing middle class, which is helping to drive consumer spending and the country's consumption expenditure is expected to double from \$1.5 trillion in 2020 to \$3 trillion by 2030.(Source: The Hindu)
- Large public infrastructure investments together with the PM Gati Shakti initiative to improve India's logistics infrastructure, increased financial and technical support to states to expand capital investment will boost infrastructure spending.
- The government's production-linked incentive (PLI) scheme is expected to provide a thrust to the manufacturing sector in FY2022 and FY2023.

## **INDUSTRY STRUCTURE AND DEVELOPMENT**

### **GLOBAL PAPER INDUSTRY**

The pulp and paper industry is one of the largest industries in the world. Paper and paper board are used in a wide range of writing & printing and packaging applications in end-user industries such as consumer goods, hygiene, food and industrial packaging. The global pulp and paper market are projected to grow from \$351.51 billion in 2021 to \$370.12 billion in 2028 at a CAGR of 0.74% (Source: Fortune Business Insights). The World's largest paper producing country is China followed by United States and Japan. These top three paper producing countries account for over 50% of the world's total paper production. North America holds the largest market share of the paper and pulp market due to its growing requirement in the packaging and consumer goods industry. India embraces 15th rank among paper manufacturing countries in the world. It is expected that both India and China will become key players in the industry as Asia is responsible for the bulk of the market in global output and consumption of paper and paper boards.

### **INDIAN PAPER INDUSTRY**

The Indian Paper industry is expected to see increased demand coming from manufacturing sector, requirement of better quality packaging of FMCG products marketed through organised retail and the demand for the upstream market of paper products, such as copier paper, cup stock paper board, base paper for making straws & paper bags and other single use paper (SUP) products are expected to drive the paper & paper products market in India in coming years.

Paper consumption in India is approximately 22.05 MT and expected to reach 23.5 MT by 2025 (Source: Ministry of Commerce & Industry, Govt. of India), of which carton boards and container boards (corrugated boards) constitute the largest share of 55%, followed by writing and printing paper by 25%, specialty paper 10% and newsprint by 10%. Paper industry in India is expected to derive an annual average growth rate of 8-9% (Source: Money control) over the next 5 years led by a robust growth in packaging grade. Within consumer packaging segment it is expected to clock 9.5% CAGR in the same period driven by increased volumes in end-user segments such as household appliances, FMCG products, ready-made garments, pharmaceuticals and e-commerce. Further, the ban on single-use plastics is expected to fuel the demand for paper based alternatives.

### **How paper industry in India is characterised:**

**Core:** One of the core industries in India, and a catalyst of economic growth.





## Management Discussion and Analysis (Contd.)

**Cyclical:** Prices of paper are linked to global prevailing raw material prices and price of finished product. This industry is also highly cyclical in nature. Unchecked imports can prevent companies from passing on the increase in raw material prices.

**Varieties:** Paper producers and products are classified as per the infrastructure and prime raw material used. The mills use a variety of raw material viz. wood, bamboo, recycled fibre, bagasse, wheat straw, rice husk, etc. In terms of share in total production, approximately 21% are based on wood, 71% on recycled fibre and 8% on agro-residues. Based on applications paper is categorised into Writing & Printing paper; Packaging grade paper; Newsprint paper; Specialty paper and Tissue paper.

**Consolidation:** Indian paper industry could witness a round of consolidation and co-operation among various players in the next few years to collectively leverage fast changing manufacturing technologies and smoothen backward integration for raw materials.

**Domestic paper and paperboard segment produce all the main varieties of paper that are in demand in the market.**

	<p><b>Writing and Printing paper</b> Caters to textbooks, copier papers, notebooks, brand promotion in forms of coated paper, etc.</p>
	<p><b>Packaging grade paper</b> Caters to tertiary and flexible packaging purposes in industries such as FMCG, food, pharma, textiles etc.</p>
	<p><b>Specialty paper</b> Serves the need of cheque printing, manuscript making, agreements &amp; certificates printing, etc.</p>
	<p><b>Tissue paper</b> Serves as paper handkerchiefs for facial &amp; toilet purpose and usage trend growing y-o-y basis due to emphasis on hygiene.</p>

**Writing and Printing paper:** Education sector constitutes to 60% of the demand of writing and printing paper. India's share in the global writing and printing paper was 4% in 2014 (3.56 million in absolute terms) and by 2024, it is expected to be around 11% (currently at 7.3%), thereby being the only major market in the world to grow in the writing and printing paper segment. Today, with 16% of world population, India's share in paper demand is 7% approximately. Business communication industry comprises the 28% demand of the coated paper and rest is occupied by office stationery & copier segment. The prices of Writing and Printing paper has seen an upwards trend since the demand for paper started increasing after various stages of unlocking in our country. Maplitho paper has seen an increase of 15-18% and coated paper rates have increased by 45-50%. Although the demand for writing and printing paper has reduced by 20-22% since the beginning of Covid-19 pandemic, its demand is correlated to population growth, literacy rates, private and public spending on education, increasing expenditure on advertisements by corporates and change in income distribution. This will lead to greater demand for high value product segments such as coated paper, maplitho and copier.

**Packaging grade paper:** Packaging grade paper : The Paperboard consumption in India is expected to grow significantly owing to the higher growth of food and beverages, cosmetics, and other industries in India. The Indian packaging industry is expected to grow at a CAGR of 26.7% during 2021-26 (Source: giiresearch.com). The demand for packaging is growing due to the rising population, increasing income levels, changing lifestyles, increased media penetration through the internet, television, and growing economy. Further this growth is aided by government initiatives to reduce plastic wastes which is also influencing the growth of this market. It is one of the strongest growing sectors in the broad paper and paperboard industry. According to Care Ratings, a prominent credit rating company in India, more than 49% of the paper produced in the country is used for packaging purposes.

**Paper cup stock :** Paper cups are a type of disposable cups used for consuming food and beverages such as tea, coffee, soft drinks, and soups. The global paper cups market reached a volume of 260.2 Billion Units in 2021 and expected to reach 280.80 Billion Units by 2027, exhibiting as CAGR of 1.27%. The India paper cups market reached a value of ₹ 2,139 Crore in 2020 is expected to exhibit strong growth during 2021-2026. The demand for paper cups has also been influenced by the rising trend of takeaway services and ready-to-eat food across the globe (Source: IMARC and Business Wire).





## Management Discussion and Analysis *(Contd.)*

### GLOBAL CABLE INDUSTRY

The global fiber optical cable market is expected to grow from \$66.54 billion in 2021 to \$89.91 billion in 2022 at a compound annual growth rate (CAGR) of 35.1%. The growth is mainly due to the companies re-arranging their operations and recovering from the COVID-19 impact, which had earlier led to restrictive containment measures involving social distancing, remote working, and the closure of commercial activities that resulted in operational challenges. The market is expected to reach \$227.54 billion in 2026 at a CAGR of 26.1%. Asia Pacific was the largest region in the fiber optic cable market in 2021. North America was the second-largest region in the fiber optic cable market. Rising demand for higher bandwidth and faster speed connections will enhance the growth of the fiber optic cable market.

There is a surge in demand for high bandwidth from enterprises and individuals due to increased use of the internet for video calls, gaming, online shopping, and social media. Due to these operators have increased their capex in 5G, FTTH, Datacenters.

### INDIAN CABLE INDUSTRY

Rise in need for fast and improved networking and network services and an increase in penetration of broadband connections in India are anticipated to be the major drivers of the India optical fiber market growth. Moreover, rise in demand for optical communication and sensing applications for different purposes, high demand for optical fiber cable (OFC) in the IT & telecom sector, increase in internet penetration, and surge in adoption of fiber to the home (FTTH) connectivity make way for the industry growth. Conversely, rising government investments in fiber optic network cable (OFC network) infrastructures which is in line with the government's initiatives such as Digital India and Smart Cities Mission are expected to present major opportunities for India optical fiber market expansion.

### OPPORTUNITIES AND THREATS

#### OPPORTUNITIES

After the initial shocks of Covid-19 followed by subsequent lockdowns, the Indian paper industry's slow and steady growth has been accompanied by robust demand for paper especially in the packaging and health & hygiene segment. The demand drivers and growth triggers have come from a combination of factors such as rising income levels, growing per capita expenditure, rapid urbanisation and a larger proportion of earning population which is expected to lead consumption and there is enormous potential for the paper industry in the country.

**Literacy :** With reopening of schools and rising enrolment numbers, rising literacy (continued government thrust on education through various schemes) is expected to lead to an increased expenditure on textbooks, notebooks and other assorted paper products thereby driving demand.

**Health and hygiene:** With the need for health and hygiene increasing, the demand for medical grade tissues has increased also higher office and paper consumption in hospitals, resulting in higher paper production.

**Population growth:** The growing Indian population has also led to increase in the 'earning population' of the country. Also the growth in country's per capita GDP in turn has increased the disposable income of the populace ultimately driving the country's consumption.

**Rising digital print industry:** The digital printing industry is seeing significant transformations with new technologies & applications providing cost-effective and customized solutions. For the foreseeable future, offset and digital will not only co-exist, but will also complement each other with offset taking the medium-to-longer jobs and digital performing on short-to-medium run lengths.

**Green packaging:** The Indian paper packaging industry is growing due to the rise in demand for better quality of paper packaging products, evolving consumer choices as well as shift towards eco-friendly & recyclable materials.



## Management Discussion and Analysis (Contd.)

**E-commerce boom:** The Indian e-market is expected to grow to USD 200 billion by 2026 catalysed by increased smart phone and internet penetration. On the back of this substantial growth in the e-commerce sector, the demand for packaging paper is expected to increase exponentially.

### THREATS

**Paper industry:** The Indian paper industry is currently being crushed by a plenty of problems including the non-availability of waste cuttings or waste paper, high prices for pulp, fibres and newsprint, container problems, including rising freight rates, increasing coal, chemicals and other inputs rates.

Adding to the domestic paper manufacturer woes, US and Europe which are the main sources of waste paper have increased the waste paper rates to \$400 from \$300 a tonne. In addition, the Russia-Ukraine crisis has added fuel to the fire, while the Indian government has imposed 2.5% basic customs duty on waste paper imports. The raw material shortage has resulted in domestic waste paper prices rising to ₹28 a kg from ₹ 20 (Source: Business line).

Furthermore, freight charges to bring waste papers in a 40 feet container has seen a sharp increase from \$2,800 to \$3,600. Prior to Covid-19 pandemic, it was below \$1,600-1,800. Added, the delivery of imported pulp and waste paper is also taking 4-6 months resulting in raw material scarcity (Source: Business line).

Domestic paper mills are also faced with the problem of coal supply. During the year, the Centre according priority to power plants for coal, paper mills have not been able to get the raw material supply. Domestic coal prices have also been impacted by Indonesia's decision to curb exports.

These issues have impacted the profitability and expansion programme of the domestic paper manufacturers.

**Optic Fibre industry:** Cyber-attacks are increasingly identified as the leading threat to the integrity of digital infrastructure upgradation. Any Compromise can manifest as illegal data acquisition for purposes of espionage or criminality, or through disruption or sabotage.

### SEGMENT-WISE PERFORMANCE

The Company operates in two business segments – Paper / Paperboard (including Duplex Board) at Dandeli and Telecommunication Cables at Mysore. Detailed segment-wise performances are mentioned in the Directors' Report.

### OUTLOOK

#### PAPER DIVISION

Domestic paper Industry which was one of the worst hit in the wake of the COVID-19 pandemic, has been witnessing signs of revival from Q4 of 2020-21 onwards. It witnessed a paradigm shift of reduced demand due to closure of educational institutions, fall in print advertising revenue due to closure of office, government ban on printing & distribution of all kinds of diaries, calendars and festival greeting cards by all ministries, depts & public sector undertaking from 2021 to cut costs and promote digitalisation. The packaging paper segment is witnessing a rise, with growing demand for packaging from e-commerce, food and food products, FMCG and the pharmaceutical sector. However, demand is expected to pick up and grow by 11-15% year on year in the current fiscal and with schools, colleges and office spaces gradually opening thereby giving a thrust to demand. Enrolment of students is expected to increase at a relatively faster pace Also with new education policy, coming into effect and a gradual rise in education spend by the Govt. and increased thrust on education are likely to support demand for creamwove and maplitho (60- 65% P&W segment) (Source: Crisil, The Pulp and Paper Times).

The Company is involved into the manufacture of a diversified range of products and has its presence across Writing and Printing segment, Security and High value grade paper and Cup Stock thereby creating a niche for the Company in the market. The Company is working relentlessly to develop new product range, enter new market thereby reducing its dependency from the cyclicity of any single product segment and a single geography. The current fiscal will be one of the critical for the Company's paper division. The Company has regularly been modernising its equipment and improving product quality so



## Management Discussion and Analysis *(Contd.)*

as to maintain its leadership position. The major focus will be on uninterrupted operation of the existing capacities albeit any geo-political issues or new variants of COVID-19 may be a dampener. The Company also expects robust demand from the W&P paper and packaging segments, thereby maintaining healthy realizations.

### **CABLE DIVISION**

Growth in the India optical fiber cables (OFC) market is led by rising investments in OFC network infrastructure by the Indian government to increase internet penetration across the country, which is in line with government initiatives such as Smart Cities Vision and Digital India. Moreover, growing demand for OFC from IT & telecom sector, rising number of mobile devices, increasing adoption of FTTH (Fiber to the Home) connectivity and surging number of data centers are further anticipated to fuel optical fiber cables market in India over the coming years. With the vision of upgrading existing Telecom network by various telecom operators and deploy 5G network is going to be a game changer for the Telecom industry.

The Company's Cable Division has entered into agreement for supply of cables with large Indian Telcos, large network integrator for Tanfinet project and has robust order book which would help us to grow the cable business. With upcoming growth in Indian and global market with 5G and FTTH, company is well placed to take up growth path. In direction to substantially increase the footprint in export market year has seen good growth and expected to double growth year on year for exports. Our target markets are Middle east, Africa, Europe. We are increasing our focus into Latin America and SEA.

**New products :** The Company have ventured into micro cables, Ribbon & FTTH cables, executed orders for ribbon cables and Indian Telcos for FTTH & are executing orders with multitube cables into Europe.






### **RISK AND CONCERN**

The Company has laid down a well-defined risk management mechanism covering the risk mapping and trend analysis, risk exposure, potential impact and risk mitigation process. A detailed exercise is being carried out to identify, evaluate, manage and monitor business and non-business risks. The Audit Committee and the Board periodically review the risks and suggest steps to be taken to manage/mitigate the same through a properly defined risk management framework in the Risk Management Policy.

The Company has state-of-art Effluent Treatment Plant and has gone for 100% Elemental Chlorine Free bleaching from 2010. It is also meeting all the norms as prescribed under Environment Protection Act, 1986 and other environmental laws as well as CREP requirement consistently.

The Company have implemented various actions to reduce water consumption in the Mills. Further actions have been taken to reduce the specific energy consumption to meet the norms prescribed under PAT-Cycle -II.

## Management Discussion and Analysis (Contd.)

Key Risk		Risk Mitigation
	<b>Business environment risk:</b> The paper industry is mature and capital-intensive. Competition and unforeseen changes in supply demand dynamics could impact profitability.	The Company enjoys adequate access to low-cost resources supplies and thus ensures that the cost of overheads do not spiral out of control.
	<b>Realisations risk:</b> A decline in paper realizations could severely dent profitability and growth.	A growing literacy, ecommerce and quality product packaging are stupendously increasing the demand for writing & printing and packaging paper in India and hence enhancing realizations.
	<b>Raw material risk:</b> Inability to procure raw material could impact operations.	The Company has implemented clonal plantation programme apart from seedlings distribution at subsidised rates to augment availability of wood. Besides Casuarina, Eucalyptus, Subabul, Acacia and other hardwood are also procured from private cultivators in Karnataka, Tamil Nadu, Andhra Pradesh. In order to manufacture some specialty papers, the Company imports pine wood pulp.
	<b>Quality risk:</b> Inability to service the customers with quality products could affect the demand for the Company's products.	The Company emphasises quality products and has multiple procedures in place to ensure monitoring of products and processes. The result is that the Company has been accredited with ISO 9001:2015 QMS, 14001:2015 EMS, ISO 45001:2018 OHSMS and FSC certified products thereby validating its quality commitment.
	<b>Human Resource risk:</b> A talented and hardworking human pool is the key to the Company's success. Hence, any unforeseen attrition could pose a threat to the Company's profitability.	The Company evaluates the competence of its personnel through routine surveys and in-depth assessments. Structured programmes are conducted to train employees and implements annual succession plans as a hedge against attrition.

### INTERNAL CONTROL SYSTEMS AND THEIR ADEQUACY

The Company has adequate internal control system for business processes with regard to efficiency of operations, financial reporting and controls, compliance with applicable laws and regulations etc., clearly defined roles and responsibilities for all managerial positions have also been institutionalized. All operating parameters are monitored and controlled. Regular internal audits and checks ensure that responsibilities are executed effectively. The Audit Committee of the Board of Directors periodically reviews the adequacy and effectiveness of internal control systems and suggests improvement for strengthening these.

The Company has designed and implemented a process driven framework for Internal Financial Controls ("IFC") within the meaning of the explanation to Section 134(5) (e) of the Companies Act, 2013. For the year ended March 31, 2022, the Company has sound IFC commensurate with the nature and size of its business operations and is operating effectively and no material weakness exists. The Company has a process in place to continuously monitor the same and identify gaps, if any, and implement new and/or improved controls wherever the effect of such gaps would have a material effect on the Company's operations.

The Committee members review performance of the Statutory Auditors and Internal Auditors and take note of adequacy of the Internal Financial Control System.

### DISCUSSION ON FINANCIAL PERFORMANCE WITH RESPECT TO OPERATIONAL PERFORMANCE

This has been dealt with in the Directors' Report.



## Management Discussion and Analysis *(Contd.)*

### MATERIAL DEVELOPMENTS IN HUMAN RESOURCES / INDUSTRIAL RELATIONS FRONT, INCLUDING NUMBER OF PEOPLE EMPLOYED

Employees are the most valuable resource of our Company. Hence, it is extremely critical to ensure a strategic alignment of human resource practices to business priorities and objectives. They are the key strategic pillars which drive the business processes to attain the Company's Vision. We endeavour to create and maintain a competent, engaged and socially sensitive workforce at all levels. We have maintained a healthy and cordial industrial relation, and its workforce has been an equal partner in implementing Company's policies and achieving stretched operational targets.

During the year, the Company's industrial relations are cordial. The Company has entered into tripartite long-term wage revision settlement with Joint Negotiation Committee (JNC) of Unions on 16.09.2021 for the period from 01.01.2019 to 31.12.2022.

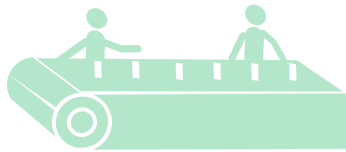
The Company employed 2386 employees as on 31st March, 2022.

### DETAILS OF SIGNIFICANT CHANGES IN THE KEY FINANCIAL RATIOS (I.E. CHANGE OF 25% OR MORE AS COMPARED TO THE IMMEDIATELY PREVIOUS FINANCIAL YEAR):

S. No.	Particulars	FY 2021-22	FY 2020-21	Comments (If Change >25%)	% Changed (performance)
1	Debtors Turnover (No. of times)	15	12	Better sales realization	27 (Favorable)
2	Inventory Turnover (No. of times)	8	5	Lower average inventory and better demand for the products	68 (Favorable)
3	Interest Coverage Ratio (No of times)	8.25	3.08	Lower interest expense (repayment of borrowings) and overall improved performance	167 (Favorable)
4	Debt Equity Ratio (No. of times)	0.27	0.50	Repayment of borrowings	-46 (Favorable)
5	Operating Profit Margin (%)	20.43	13.96		46 (Favorable)
6	Net Profit Margin (%)	10.99	0.15	Overall improved performance	7243 (Favorable)
7	Return on Net Worth (%)	16.82	0.16		10566 (Favorable)

### CAUTIONARY STATEMENT

Statements in this report on Management Discussion and Analysis describing the Company's objectives, projections, estimates, expectations or predictions may be "forward looking statements" within the meaning of applicable securities laws or regulations. These statements are based on certain assumptions and expectations of future events. Actual results could differ materially from those expressed or implied. Important factors that could make a difference to the Company's operations include global and domestic demand supply conditions, finished goods prices, raw material cost and availability, changes in Government regulations, tax regimes, economic developments within India and other factors such as litigation and industrial relations. The Company assumes no responsibility to publicly amend, modify or revise any forward-looking statements on the basis of any subsequent developments, information or events.



## Report on Corporate Governance

**A report on Corporate Governance for the financial year 2021-22 is set out in the compliance with Corporate Governance requirements as stipulated under Regulation 34(3) read with Schedule V of the SEBI (Listing Obligations and Disclosure Requirements) Regulations, 2015.**

### **1) COMPANY'S PHILOSOPHY ON CORPORATE GOVERNANCE**

It is the consistent conviction of the Company that sound and strong corporate governance standards lead to durable sustenance of business and generate long term value for all stakeholders ensuring the robust health of the corporate entity. In pursuance of this, the company has been passionately pursuing good corporate governance practices based on professional excellence, business ethics, and transparency which operate within the accepted norms of propriety, equity, fair play and a sense of justice. While the company's compliance of legislative and regulatory requirements is total and absolute, the company believes that good corporate governance goes much beyond the mere fulfilling of statutory requirements but, is also a projection towards the sound formulation of a distinct corporate culture. The Company further presumes that corporate governance is more about creating organizational excellence leading to increased customer satisfaction and stakeholder value.

The Company's highly professional and responsive Board of Directors is composed of eminent thought-leaders and seasoned stalwarts drawn from diverse fields ensuring extensive deliberation and expertise which have bearing on the process of decision-making. Accountability and transparency are the key drivers behind the board decision-making which inspires stakeholder's confidence. Openness and transparency of the company's corporate governance are reflected in the exhaustive disclosures made in the company's annual report with a view to sharing information with stakeholders, investors, analysts, and competitors.



## Report on Corporate Governance (Contd.)

### 2) BOARD OF DIRECTORS

#### i) Composition of the Board:

The Company's policy is to have an appropriate mix of promoters, executives and independent directors to maintain the independence of the Board. The Board comprises-

- Four Promoter Directors, including Chairman & Managing Director, Vice Chairman and Joint Managing Director.
- Five Independent, Non-Executive Directors and
- One Non-Promoter, Executive Director.

#### ii) Category, Attendance & Other Directorship

The number of other Directorships, Memberships of other Board Committees of which he/she is a member/ chairperson as on date and attendance in Board Meetings are as follows:

Name of the Director	Category	Board Meetings Attended	Number of other Director-Ships*	No. of Membership of other Board Committees (*) (**)	No. of Board Committees for which Chairperson (*) (**)
Shri S.K. Bangur	Promoter, Chairman & Managing Director	4	7	-	1
Smt. Shashi Bangur	Promoter, Non-Executive Director	4	5	-	-
Shri Saurabh Bangur	Promoter, Vice -Chairman	4	3	1	-
Shri Virendraa Bangur	Promoter, Joint Managing Director	4	8	1	-
Shri Premal N. Kapadia	Independent Non-Executive Director	3	2	1	1
Shri Amitav Kothari (Second Term completed on 11.02.2022)	Independent Non-Executive Director	4	NA	NA	NA
Shri Sudarshan Somani	Independent Non-Executive Director	4	1	NA	1
Smt. Arpita Vinay	Independent Non-Executive Director	4	2	-	-
Shri Shiv Ratan Goenka	Independent Non-Executive Director	3	-	-	-
Shri Ashok Kumar Garg (w.e.f. 10-02-2022)	Independent Non-Executive Director	-	1	1	-
Shri Rajendra Jain	Executive Director	4	1	1	-

\*Excluding private, foreign and companies under Section 8 of the Companies Act, 2013.

\*\*This relates to Audit and Stakeholders' Relationship Committees only.



## Report on Corporate Governance (Contd.)

**All Directors (except Shri Ashok Kumar Garg and Shri Amitav Kothari) of the Company have attended Annual General Meeting held on September 22, 2021 through Video Conference.**

**iii) Name of the other listed entities where person is a Director and category of Directorship as follows:**

Name of the Director	Name of Listed Entities	Category of Directorship
Shri S.K. Bangur	1) Andhra Paper Limited 2) Jayshree Chemicals Ltd	Chairman and Managing Director Promoter, Non-Executive Chairperson
Smt. Shashi Bangur	Nil	Nil
Shri Saurabh Bangur	1) Andhra Paper Limited	Joint Managing Director
Shri Virendraa Bangur	1) Jayshree Chemicals Ltd. 2) Taparia Tools Ltd. 3) Andhra Paper Limited	Promoter, Non-Executive Director Non-Executive – Non-Independent Director Non- Executive Vice- Chairman
Shri Premal N. Kapadia	1) Alkyl Amines Chemicals Ltd. 2) Kaira Can Co. Ltd.	Non-Executive – Non-Independent Director Promoter, Non-Executive Director
Shri Sudarshan Somani	1) Andhra Paper Limited	Independent Non-Executive Director
Smt. Arpita Vinay	Nil	Nil
Shri Shiv Ratan Goenka	Nil	Nil
Shri Ashok Kumar Garg	Nil	Nil
Shri Rajendra Jain	1) Andhra Paper Limited	Non-Executive Director

**iv) Board Meetings held:**

- During the year under review, Four Board Meetings were held on June 24, August 13, November 13, 2021 and February 10, 2022.
- None of the directors other than Smt. Shashi Bangur being spouse, Shri Virendraa Bangur and Shri Saurabh Bangur being sons of Shri S.K. Bangur are relatives' inter-se.
- Smt. Shashi Bangur, Shri Saurabh Bangur and Shri Sudarshan Somani holds 2319415, 1651228 and 188300 equity shares respectively of the Company.

**v) Board Membership Criteria:**

The nomination and remuneration committee work with the entire Board to determine the appropriate characteristics, skill and experience require for the Board as a whole and for individual members. Board members are expected to possess the required qualification, experience for the position.

**vi) Board Sills, Expertise or Competence**

- Following skills/expertise/competencies identified by the Board in the context of Company's business/sector and those actually available with the Board:

West Coast Paper Mills Limited is a paper manufacturing company, in view of the sector and context of the business, the Board has identified following skills/ expertise /competencies:

- Professional Qualification such as: CA/CS/CWA/BE/MBA/LL.B/LL.M/B.Tech./M.Tech./CAIIB etc.
- Educational Qualifications such as BA/B.Sc./B.Com/MA/M.Sc./M.Com etc. having the knowledge and experience in the particular field.





## Report on Corporate Governance *(Contd.)*

- iii) Industrialist having vast knowledge and good experience of management, banking, administration and having knowledge of pulp and paper.
- iv) Any other professional or educational qualification having well experience in Foreign Exchange/FOREX dealings/ Export/Import.

### (b) Names of directors who have such skills / expertise / competence:

Names of the Director	Skills / Expertise / Competence
Shri S.K. Bangur	Industrialist having vast knowledge and good experience of management, administration of Pulp and Paper.
Smt. Shashi Bangur	
Shri Saurabh Bangur	
Shri Virendraa Bangur	Industrialist and areas of special interest in Paper, Newsprints, Chemicals, IT, Electronics, Optic Fibre, Telephone and Power Cable and Plantations.
Shri Premal N. Kapadia	Chemical Engineer and an Industrialist.
Shri Sudarshan Somani	Well experience in Foreign Exchange/ FOREX dealings / Export/Import.
Smt Arpita Vinay	B.E.(Elec.) and MBA (Finance), also holds STEP Professional Postgraduate Diploma in Private Wealth Advising. Experience in Financial Services across Wealth Management and Private Banking.
Shri Shiv Ratan Goenka	Industrialist having vast knowledge and good experience of management, administration. He is also a Director of Indian Chamber of Commerce, Calcutta.
Shri Ashok Kumar Garg	M.Com, LL.B and also a Certified Associate of Indian Institute of Banking & Finance (CAIB). He retired as Executive Director of Bank of Baroda and has good banking experience covering Global Markets, Treasury, Credit and Wealth Management etc.
Shri Vinod Agarwala	B.Sc. , LL.B. and Advocate on Record, Supreme Court of India, Solicitor, High Court Bombay and Solicitor England and Wales. He has a vast legal experience. Presently acting as Arbitrator of Bombay Stock Exchange and as Director in various companies.
Shri Rajendra Jain	B.Com, FCA and ACS. He has hands on experience in general management as P&L Leader.

### (vii) Familiarization Program for Independent directors

In accordance with the provisions Regulation 25(7) of SEBI (Listing Obligations and Disclosure Requirements) Regulations, 2015 the Company has been conducting familiarization programs for Independent Directors, are available at the website of the Company : [www.westcoastpaper.com](http://www.westcoastpaper.com).

### (viii) Declaration of Independent Directors

Independent Directors submitted declaration regarding they meet criteria of independence as required under Regulation 16(1) of SEBI (Listing Obligations and Disclosure Requirements) Regulations, 2015 and under Section 147(9) of the Companies Act, 2013, in the meeting held on 26th May, 2022, Board of Directors after due assessment of the veracity of the same confirmed that in the opinion of the Board, the Independent Directors fulfill the conditions specified in above said Regulations and are independent of the Management.

### (ix) No Independent Director has resigned before the expiry of his tenure.

## Report on Corporate Governance *(Contd.)*

### (x) Separate Independent Directors meeting:

Pursuant with the provisions of Schedule IV to the Companies Act, 2013 and Regulation 25 of SEBI (Listing Obligations and Disclosure Requirements) Regulations, 2015 the Independent Directors meet at least once in a year without the presence of Executive Director or CMD or Management representatives and inter-alia discussed:

- a) The Performance of Non-Independent Directors and the Board as a whole.
- b) The Performance of Chairman of the Company.
- c) Assessment of the quality, quantity and timeliness flow of information between Management and the Board.

In addition to this meeting, interactions outside the Board Meeting also take place between the Chairman and the Independent Directors.

**This year meeting was held on 7th February, 2022.**

### xi) Board Evaluation:

In terms of the Companies Act, 2013 and SEBI (Listing Obligations and Disclosure Requirements) Regulations, 2015, the Board has carried out annual performance evaluation of its own performance, the Directors individually as well as the evaluation of the Committees. A structured questionnaire was circulated, covering various aspects of the Board's and Committee's functioning, cultures, performance and governance and feedback received from the directors for evaluation of the performance.

## 3) COMMITTEES OF THE BOARD

### A) AUDIT COMMITTEE

#### i) Brief description of terms of reference:

Terms of Reference of the Audit Committee is as per Section 177 of the Companies Act, 2013 and Regulation 18 of the SEBI (Listing Obligations and Disclosure Requirements) Regulations, 2015 that inter-alia, include overseeing financial reporting processes, reviewing periodic financial results, approval of remuneration and terms of appointment and payment to statutory auditors for any other services, auditor's independence and performance, audit process, financial statements and auditor's report thereon, review of adequacy of internal control systems with the management and adequacy of internal audit functions, discussions with the auditors about the scope of audit including the observations of the auditors and discussion with internal auditor on any significant findings, review of transactions with related parties, scrutiny of inter-corporate loans and investments, valuation of undertakings or assets, approval of appointment of Chief Financial Officer, evaluation of internal financial controls and risk management systems and review the functioning of the Whistle Blower Mechanism.

#### ii) Composition, name of members and Chairperson:

The Audit Committee comprises five Directors, of whom four are Independent Non-Executive Directors and one is Executive Director, all of them possessing knowledge of corporate finance, accounts and company law. The Chairman of the Committee is an Independent Non-Executive Director. The Company Secretary acts as the Secretary to the Committee. The Composition of the Audit Committee is as follows:

Name of the Director	Category	Chairman/Member
Shri P.N. Kapadia	I/NED	Chairman
Shri Sudarshan Somani	I/NED	Member
Shri Shiv Ratan Goenka	I/NED	Member
Shri Ashok Kumar Garg	I/NED	Member
Shri Rajendra Jain	ED	Member



## Report on Corporate Governance (Contd.)

### iii) Meetings and Attendance during the year:

During the year ended March 31, 2022, four meetings of the Audit Committee were held on June 24, August 13, November 13, 2021 and February 10, 2022. The Attendance of the Chairman and the Members of Audit Committee at the meetings held during the year review as under: -

Name of the Director	No. of Meetings attended
Shri P.N.Kapadia	3
Shri Amitav Kothari (till 11.02.2022)	4
Shri Sudarshan Somani	4
Shri Shiv Ratan Goenka	3
Shri Ashok Kumar Garg (w.e.f. 10.02.2022)	0
Shri Rajendra Jain	4

## B) NOMINATION AND REMUNERATION COMMITTEE

### i) Brief description of terms of reference:

Terms of Reference of the Nomination and Remuneration Committee is as per Section 178 of the Companies Act, 2013 and Regulation 19 of the SEBI(Listing Obligations and Disclosure Requirements) Regulations, 2015 the Committee periodically approve the remuneration package of Whole-time Directors/KMPs and ensure appropriate disclosure of the same, determining qualifications, positive attributes and independence of a director, formulation of criteria for evaluation of Independent Directors and the Board, devising a policy on the Board, diversity and recommend appointment of directors, appointment and removal in senior management

### ii) Composition, name of Members and Chairperson:

The Nomination and Remuneration Committee comprises three Non-Executive Independent Directors, one Non-Executive Director and the Company Secretary acts as Ex-officio Secretary of the Committee. The Name of the Members & Chairperson of the Nomination and Remuneration Committee is as under: -

Name of the Director	Category	Chairman/Member
Shri Sudarshan Somani	I/NED	Chairman
Shri Saurabh Bangur	NED	Member
Shri P.N. Kapadia	I/NED	Member
Shri Shiv Ratan Goenka	I/NED	Member

### iii) Meetings and attendance during the year:

During the year ended March 31, 2022, two meetings of the Nomination and Remuneration Committee held on June 24, 2021 and February 10, 2022. The Attendance of the Chairman and the Members of the Nomination and Remuneration Committee at the meetings held during the year review as under:

Name of the Director	No. of Meetings attended
Shri Sudarshan Somani	2
Shri Saurabh Bangur (w.e.f. 24.06.2021)	1
Shri P.N. Kapadia	1
Shri Shiv Ratan Goenka	2



## Report on Corporate Governance (Contd.)

### C) STAKEHOLDERS RELATIONSHIP COMMITTEE

#### i) Brief description of terms of reference:

Terms of Reference of the the Stakeholders Relationship Committee is as per Section 178 of the Companies Act, 2013 and Regulation 20 of the SEBI (Listing Obligations and Disclosure Requirements) Regulations, 2015. The Stakeholders Relationship Committee deals with approval of share transfer/transmission, issue of duplicate share certificates, split and consolidation requests, dematerialization/remat of shares, transfer of shares to IEPF and other matters relating to transfer and registration of shares.

#### ii) Composition, name of Members and Chairperson:

The Composition of Stakeholders Relationship Committee is as under:

Name of the Director	Category	Chairman/Member
Smt. Shashi Bangur	NED	Chairperson
Shri Saurabh Bangur	NED	Member
Shri Ashok Kumar Garg	I/NED	Member
Shri Rajendra Jain	ED	Member

Shri Brajmohan Prasad, Company Secretary & Compliance Officer acts as Ex-officio secretary of the Committee.

#### iii) Meetings and Attendance during the year:

During the year, one meeting was held on February 10, 2022. Details of attendance at the meeting are as follows:

Name of the Director	No. of Meetings attended
Smt. Shashi Bangur	1
Shri Saurabh Bangur	1
Shri Amitav Kothari (till 11.02.2022)	1
Shri Ashok Kumar Garg (w.e.f. 10.02.2022)	0
Shri Rajendra Jain	1

#### iv) Complaints Status:

The Share Department of the Company and Link Intime India Pvt. Ltd., the RTA of the Company attend to all grievances of the shareholders and investors received directly or through SEBI, Stock Exchanges etc. Continuous efforts are made to ensure that grievances are more expeditiously redressed to the satisfaction of the investors.

During the year under review, the Company has received 5 complaints from shareholders/investors, which inter-alia included non-receipt of Dividend, sub-divided shares certificate and change of name, the complaints were resolved.

No complaint was pending as on March 31, 2022.

### D) CORPORATE SOCIAL RESPONSIBILITY COMMITTEE

#### i) Brief description of terms of reference:

Pursuant to the provisions of Section 135 of the Companies Act, 2013, the Corporate Social Responsibility Committee deals with formulation and recommend annual action plan to the Board and monitor, decide the CSR activities and/or projects and recommend the amount of expenditure to be incurred on the activities under the same.



## Report on Corporate Governance (Contd.)

### ii) Composition, name of Members and Chairperson:

The Composition of Corporate Social Responsibility Committee is as under:

Name of the Director	Category	Chairman/Member
Shri Virendraa Bangur	JMD	Chairman
Shri Saurabh Bangur	NED	Member
Smt. Arpita Vinay	I/NED	Member
Shri Rajendra Jain	ED	Member

### iii) Meetings and Attendance during the year:

During the year, one meeting was held on June 24, 2021. Details of attendance at the meeting are as follows:

Name of the Director	No. of Meetings attended
Shri Virendraa Bangur	1
Shri Saurabh Bangur	1
Smt. Arpita Vinay	1
Shri Rajendra Jain (w.e.f. 24.06.2021)	0

## E) FINANCE AND CORPORATE AFFAIRS COMMITTEE

### i) Brief description of terms of reference:

Finance and Corporate Affairs Committee deals with borrowing money, inter-corporate Loans/Deposit, parking/ investing surplus funds and open/ close Bank Accounts, with enhanced powers like review Financial Planning, Strategic Planning, Monitor Adequate Funds, Investment of Surplus Funds in Mutual Funds, Derivatives etc.

### ii) Composition, name of Members and Chairperson:

The Composition of Finance and Corporate Affairs Committee is as under:

Name of the Director	Category	Chairman/Member
Shri Saurabh Bangur	NED	Chairman
Shri S.K. Bangur	CMD	Member
Shri Shiv Ratan Goenka	I/NED	Member
Shri Rajendra Jain	ED	Member

### iii) Meetings and Attendance during the year:

During the year, three meetings were held on August 13, November 13, 2021 and March 07, 2022. Details of attendance at the meetings are as follows:

Name of the Director	No. of Meetings attended
Shri Saurabh Bangur	3
Shri S.K. Bangur	2
Shri Amitav Kothari (till 11.02.2022)	2
Shri Shiv Ratan Goenka (w.e.f. 10.02.2022)	1
Shri Rajendra Jain	1



## Report on Corporate Governance (Contd.)

### F) RISK MANAGEMENT COMMITTEE

#### i) Brief description of terms of reference:

Terms of Reference of the Risk Management Committee is as per Regulation 21 read with Schedule II Part D of the SEBI(Listing Obligations and Disclosure Requirements) Regulations, 2015, the role of the Committee includes inter alia to formulate, monitor & oversee implementation and periodically review the Risk Management Policy and also keep the Board of Directors informed about the nature and content of its discussion, recommendation and action to be taken.

#### ii) Composition, name of Members and Chairperson:

The Composition of Risk Management Committee is as under:

Name of the Director	Category	Chairman/Member
Shri Virendraa Bangur	JMD	Chairman
Smt. Arpita Vinay	I/NED	Member
Shri Rajendra Jain	ED	Member

#### iii) Meetings and Attendance during the year:

During the year, two meetings were held on November 13, 2021 and February 10, 2022. Details of attendance at the meetings are as follows:

Name of the Director	No. of Meetings attended
Shri Virendraa Bangur	2
Smt. Arpita Vinay	2
Shri Rajendra Jain	2

### 4) PERFORMANCE EVALUATION CRITERIA FOR INDEPENDENT DIRECTORS

Performance evaluation criteria for independent directors are covered in Directors' Report.

### 5) REMUNERATION OF DIRECTORS

i) There is no pecuniary relationship or transactions between Non-Executive Directors and the Company except payment of sitting fees for attending Board and Committee Meetings as mentioned below.

#### ii) Remuneration Policy

Except Chairman & Managing Director, Joint Managing Director and Executive Director, the remaining Directors do not receive any remuneration, other than sitting fees for attending the meetings of the Board of Directors @ ₹ 50,000/- (w.e.f. 11.02.2022, earlier ₹ 25000/-) per meeting and all Committee's Meeting including Independent Directors Meeting @ ₹ 25,000/- (w.e.f. 11.02.2022, earlier ₹ 10,000/-) per meeting in terms of the resolution passed by the Board of Directors in its meeting held on 10th February, 2022.

#### iii) Details of remuneration

The details of Remuneration package, sitting fees paid etc., to Directors during the year ended March 31, 2022, for information of members, are furnished here below:



## Report on Corporate Governance (Contd.)

### (a) Remuneration to Non-executive Directors :

Sl.No.	Name of the Director	Sitting fees paid (₹ in Lakhs)	Remarks
1.	Smt. Shashi Bangur	1.10	Except sitting fees for meetings of Board or its Committees, to Independent Directors and Non-Executive Directors, are not paid any salary, benefits, bonuses, stock options, pension etc. There is no contract, Notice period or severance fees applicable. Stock Option details - Not applicable as the same is not given.
2.	Shri Saurabh Bangur	1.75	
3.	Shri P.N.Kapadia	1.25	
4.	Shri Amitav Kothari #	1.80	
5.	Shri Sudarshan Somani	1.70	
6.	Smt. Arpita Vinay	1.40	
7.	Shri Shiv Ratan Goenka	1.60	
	<b>TOTAL</b>	<b>10.60</b>	

# Director was retired after completing his Second Term w.e.f. 12.02.2022.

### (b) Remuneration to Chairman & Managing Director/ Joint Managing Director/ Executive Director :

Sl. No.	Particulars	Shri S.K. Bangur (Chairman & Managing Director)	Shri Virendraa Bangur (Joint Managing Director)	Shri Rajendra Jain (Executive Director)
(i)	<b>Remuneration (₹ in Lakhs):</b>			
	- Salary (including bonus)	230.00	169.31	181.61
	- Contribution to Provident, Gratuity and Superannuation Fund	73.14	19.43	20.34
	- Benefits-Allowances/Perks	3.63	0.42	14.66
	- Commission	678.07	245.30	-
	<b>TOTAL</b>	<b>984.84</b>	<b>434.46</b>	<b>216.61</b>
(ii)	<b>Details of fixed component and performance linked incentives along with the performance criteria:</b>			
	<b>(a) Fixed Component:</b>	(₹ per month)	(₹ per month)	(₹ per month)
	- Salary – per month	20,00,000	9,63,650	9,57,855
	- Contribution to Provident Fund & Superannuation Fund	As per Rules	As per Rules	As per Rules
	- Perks and other allowances	As per Rules	As per Rules	As per Rules
	<b>(b) Performance Linked Incentive:</b>			
	Commission (Based on Net Profit for the year within the individual/ overall ceiling for managerial remuneration from time to time)	Up to 4% of net profit by way of Salary, Perks and Commission, all taken together.	Up to 1% of net profit	-



## Report on Corporate Governance (Contd.)

Sl. No.	Particulars	Shri S.K. Bangur (Chairman & Managing Director)	Shri Virendraa Bangur (Joint Managing Director)	Shri Rajendra Jain (Executive Director)
	<b>(c) Minimum Remuneration:</b> In case of inadequacy of profit in any year as calculated under section 197/198 of the Companies Act, 2013.	Within the ceiling of Schedule V, as amended from time to time.	Within the ceiling of Schedule V, as amended from time to time.	The remuneration paid to Shri Rajendra Jain, who is functioning in the professional capacity, is in line with Clause B of Section II of Part II of Schedule V of the Companies Act, 2013.
	<b>(iii) Service contracts, notice period, severance fees:</b>			
	(a) Service Contract	The re-appointment is for a further period of five years i.e., till April 30, 2026.	The appointment is for a period of three years i.e., till June 25, 2023.	The re-appointment is for a period of three years i.e., till July 30, 2024.
	(b) Notice period	Not specified	Not specified	Three months from either side
	(c) Severance fees	Not specified	Not specified	Not specified
	<b>(iv) Stock Option details, if any</b>	No Stock option issued, hence not applicable.	No Stock option issued, hence not applicable.	No Stock option issued, hence not applicable.

**Note:** Shri S.K. Bangur, Smt. Shashi Bangur, Shri Saurabh Bangur and Shri Virendraa Bangur are relatives.

### 6) GENERAL BODY MEETINGS

The details of General Body Meetings held in the last three years are as under:

#### (i) Annual General Meetings :

AGM	Day	Date	Time	Location
64 <sup>th</sup>	Thursday	08.08.2019	4:00 P.M	Bangur Nagar, Dandeli
65 <sup>th</sup>	Monday	28.09.2020	11:30 A.M	Bangur Nagar, Dandeli (through Video Conference)
66 <sup>th</sup>	Wednesday	22.09.2021	11:30 A.M	Bangur Nagar, Dandeli (through Video Conference)

#### (ii) Special Resolutions passed in the previous three Annual General Meetings:

- (1) At the 66th Annual General Meeting held on 22nd September, 2021, following Special Resolutions were passed:
  - i) Re-appointment of Shri Sudarshan Somani (DIN:00137568) as Independent Director of the Company.
  - ii) Re-appointment of Shri. S. K. Bangur (DIN: 00053237) as Chairman & Managing Director of the Company.
  - iii) Re-appointment of Shri Rajendra Jain (DIN:07250797) as Executive Director of the Company.





## Report on Corporate Governance (Contd.)

- (2) At the 65th Annual General Meeting held on 28th September, 2020, following Special Resolutions were passed:
  - i. Appointment of Shri Virendraa Bangur (DIN:00237043) as Joint Managing Director of the Company.
  - ii. Approval for continuation of Shri. S. K. Bangur (DIN: 00053237) as Chairman & Managing Director of the Company.
  - iii. Approval for payment of remuneration to Shri. S. K. Bangur (DIN:00053237), Chairman & Managing Director of the Company.
- (3) At the 64th Annual General Meeting held on 8th August, 2019, following Special Resolutions were passed:
  - i. Re-Appointment of Shri Amitav Kothari (DIN: 01097705) as an Independent Director of the Company.
  - ii. Re-Appointment of Shri P N Kapadia (DIN: 00042090) as an Independent Director of the Company.

**(iii) Special Resolution passed last year through postal ballot (under Section 110) and details of voting pattern:Not Any**

**(iv) During the financial year 2022-23 one Special Resolution passed through postal ballot for appointment of Shri Ashok Kumar Garg (DIN: 07633091) as Independent Director of the Company with 99.99% voting.**

In accordance with the Ministry of Corporate Affairs ("MCA") vide its General Circular nos. 14/2020 dated 8 April 2020, 17/2020 dated 13 April 2020, 22/2020 dated 15 June 2020, 33/2020 dated 28 September 2020, 39/2020 dated 31 December 2020, 10/2021 dated 23 June 2021 and 20/2021 dated 8 December 2021 ("MCA Circulars"), in relation to the extension of framework provided in the MCA Circulars up to 30 June 2022 and applicable provisions of the regulations of SEBI (Listing Obligations and Disclosure Requirements) Regulations, 2015, the company had provided remote e-voting facility through Link Intime India Pvt. Limited to its members to enable them to cast their votes electronically only instead of submitting postal ballot physically.

Shri Naman Gurumurthi Joshi (Membership No.F8389), Company Secretaries, N.G.Joshi & Co. was appointed as the Scrutinizer to scrutinize the E-voting process in a fair and transparent manner. After receiving the Scrutinizer's Report, it was announced that the aforesaid resolution had been passed with requisite majority on 12th April, 2022.

### 7) MEANS OF COMMUNICATION

- i) The Board of Directors of the Company approves the quarterly and half-yearly unaudited financial results in the proforma prescribed pursuant to Regulation 33 of the SEBI (Listing Obligations and Disclosure Requirements) Regulations, 2015 from time to time within forty-five days of the close of the respective periods **(except audited results for the year/last quarter within sixty days of the end of the financial year)**.
- ii) The approved financial results are submitted online immediately after the Board Meeting to the Stock Exchanges where the Company's shares are listed and are published in Business Standard/Financial Express (English) and Karavali Munjavu (Kannada) newspapers, within forty-eight hours of approval thereof by the Board of Directors.
- iii) The Company's financial results, official news releases and presentations are displayed on the Company's website:www.westcoastpaper.com.

### 8) GENERAL SHAREHOLDER INFORMATION

#### A) 67th Annual General Meeting:

Date : 17th August, 2022

Time : 11.30 A.M.

Mode : Through Video Conference (VC)/ Other Audio – Visual Means (OAVM).

#### B) Tentative Financial Calendar 2022-23:

Adoption of Quarterly Results

of the quarter ending

- June 30, 2022

- September 30, 2022

**1st/2nd week of -**

August 2022

November 2022



## Report on Corporate Governance (Contd.)

- December 31, 2022
- March 31, 2023 (year ending)
- February 2023
- 3rd /4thweek of May, 2023

**C) Book Closure date:** **11th August, 2022 to 17th August, 2022 (Both days inclusive)**

**D) Dividend payment date:** **22nd August, 2022 Onwards**

**E) Listing of Equity Shares on Stock Exchanges:**

The Company's equity shares are listed on the following Stock Exchanges, having nationwide trading terminals –

**(a) BSE Limited**

Corporate Services  
Floor 25, P.J.Towers  
Dalal Street  
**Mumbai - 400 001**

**(b) National Stock Exchange of India Limited**

Listing Department  
Exchange Plaza  
Bandra-Kurla Complex, Bandra (E)  
**Mumbai - 400 051**

**F) Listing Fees:**

Listing fee for the year 2021-22 and 2022-23 has been paid to BSE Limited (BSE) and National Stock Exchange of India Limited (NSE).

**G) Stock Code:**

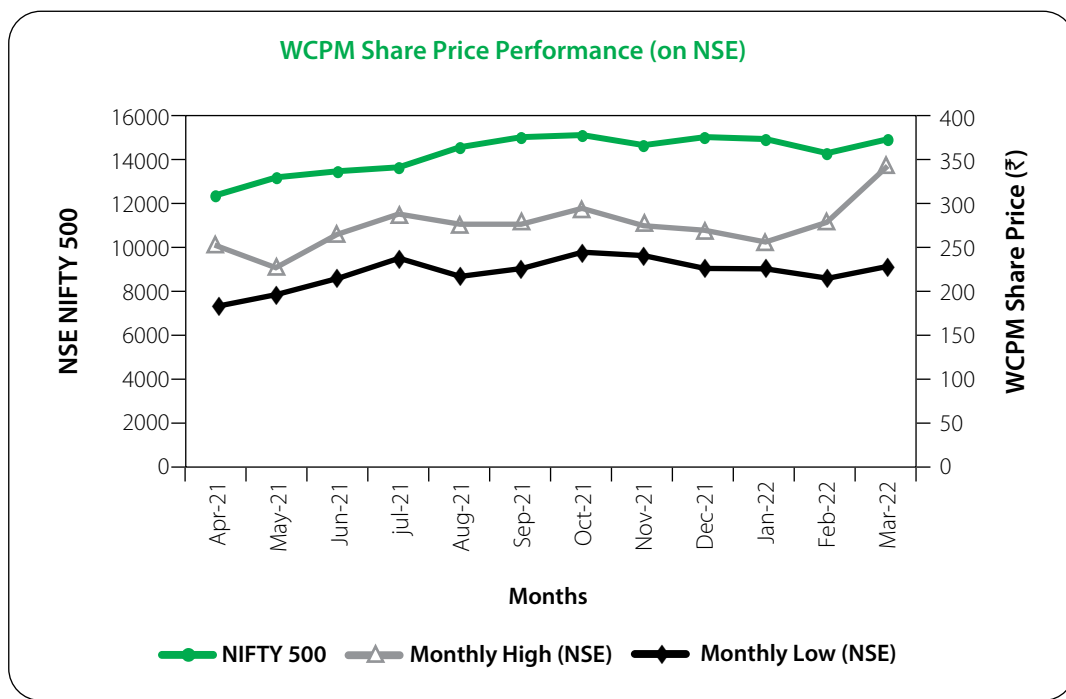
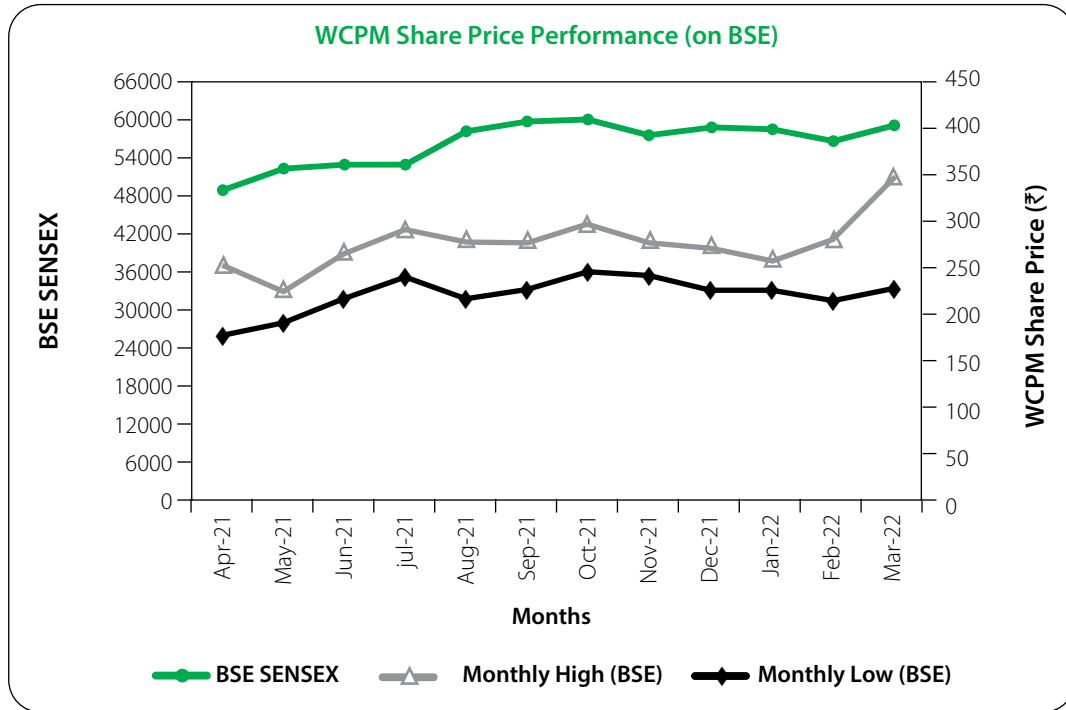
- 1) BSE Limited - 500444
- 2) National Stock Exchange of India Ltd. - WSTCSTPAPR
- 3) ISIN - INE976A01021

### MARKET PRICE DATA OF EQUITY SHARES (₹)

Month	BSE Limited(BSE)		National Stock Exchange of India Ltd.(NSE)	
	High	Low	High	Low
April, 2021	251.20	<b>181.10</b>	251.65	<b>185.05</b>
May, 2021	226.60	194.00	226.90	196.90
June, 2021	266.10	217.25	266.40	216.65
July, 2021	288.35	239.00	288.70	238.55
August, 2021	276.70	218.25	277.00	218.25
September, 2021	276.60	227.30	277.00	227.10
October, 2021	295.35	246.80	295.80	245.00
November, 2021	277.00	242.70	275.00	242.25
December, 2021	270.40	225.00	270.70	228.00
January, 2022	258.00	225.00	256.95	226.50
February, 2022	278.60	215.00	279.00	217.00
March, 2022	<b>343.10</b>	230.40	<b>342.80</b>	230.05



## Report on Corporate Governance (Contd.)





## Report on Corporate Governance (Contd.)

### H) Registrar and Share Transfer Agent:

For Shares held in physical form as well as in dematerialized form -

Link Intime India Pvt.Ltd.,

C-101, 247 Park

LBS Marg, Vikhroli (West), Mumbai - 400 083.

Ph: (022) 49186000; Fax: (022) 49186060;

E-mail: rnthelpdesk@linkintime.co.in

### I) Share Transfer System:

The Company's Registrar and Share Transfer Agent (RTA) has been entrusted with handling of physical transfer of shares also, as per the directions of SEBI, w.e.f. February, 2003, apart from dematerialization of shares. The Board of Directors of the Company has delegated the power of approval of share transfer executed/processed by the RTA to the Stakeholders Relationship Committee comprising of two Non-Executive Directors, One Independent Director, Executive Director and Company Secretary of the Company. Share Transfers are registered and returned to the shareholders with 15 days from the date of receipt, if documents are clear in all respects.

### J) Shareholding Pattern as on March 31, 2022:

Category	No. of shares held	% of shareholding
Promoters	37305290	56.48
Mutual Funds	5244200	7.94
Foreign Nationals, FPIs, NRIs	1942227	2.94
Banks, Financial Institutions, AIF, Insurance Companies	573266	0.87
Private Corporate Bodies, Trusts, LLP	2389500	3.62
Indian Public, CM, HUF	18239075	27.61
IEPF	355350	0.54
<b>Total</b>	<b>66048908</b>	<b>100.00</b>

### K) Distribution of Shareholding as on March 31, 2022:

From- To	No. of shareholders		No. of shares	
	Number	%	Number	%
1 - 500	27468	85.58	2791863	4.23
501-1000	1986	6.19	1602979	2.43
1001-2000	1224	3.81	1830602	2.77
2001-5000	874	2.72	2794968	4.23
5001-10000	246	0.77	1825306	2.76
10001 & Above	298	0.93	55203190	83.58
<b>Total</b>	<b>32096</b>	<b>100.00</b>	<b>66048908</b>	<b>100.00</b>

### L) Dematerialization of Shares:

The Shares of the Company are in compulsory demat segment w.e.f. July 2000. The Company's shares are available for trading in the depository systems of both the National Securities Depository Limited and the Central Depository Services (India) Limited. As on 31st March 2022, 98.56% of the Shares of the Company were held in dematerialized form and rest in physical form.



## Report on Corporate Governance (Contd.)

### M) Non-Convertible Debenture:

The Company had Allotted Nos.1980, 10.30%, Secured, Rated, Listed, Redeemable Non-Convertible Debentures of face value of ₹ 10,00,000/- each, aggregating to ₹ 198.00 Crores for the acquisition of Andhra Paper Limited (formerly known as International Paper APPM Limited) as on 18.10.2019. The Company has redeemed full amount of Non-Convertible Debentures as on 18.01.2022 by adopting the voluntary redemption through Call Notice.

### N) Plant Location of the Company:

#### i) Paper & Paperboard and Duplex Board

Bangur Nagar, Dandeli -581 325  
Uttara Kannada Dist. (Karnataka)

#### ii) Optical Fibre Cable Unit

West Coast Optilinks  
Plot No.386/387, KIADB, Electronic City  
Hebbal Industrial Area, Mysore -570 016

### O) Address for Correspondence:

The shareholders may address their communications /suggestions/ grievances/queries pertaining to share transfer and demat requisition forms, to the Company's RTA at the following address –

Link Intime India Pvt.Ltd.,  
(Unit: West Coast Paper Mills Ltd.)  
C-101, 247 Park  
LBS Marg, Vikhroli (West), Mumbai-400 083.  
Ph: (022) 49186000;Fax: (022) 49186060;  
E-mail: rnthelpdesk@linkintime.co.in

### P) Credit rating of the Company done by India Ratings and Research Limited as under:

- a) Long Term : Affirmed at IND AA-/Stable
- b) Short Term : Affirmed at IND A1+

## 9) DISCLOSURES

### A) Related Party Transactions:

The Company has not entered into any transaction of material nature with the Promoters, the Directors or the Management, their subsidiaries or relatives etc. that may have any potential conflict with the interests of the Company. Policy on dealing with related party transactions is available on the website of the Company:www.westcoastpaper.com.

### B) Compliance of various legal requirements by the Company:

The Company has complied with the various requirements of the Stock Exchanges, SEBI and other statutory authorities on all matters related to capital markets during the last three years and no penalties/strictures have been imposed on the Company by the Stock Exchanges or SEBI or any other statutory authorities relating to the above.

C) The Company has formed Whistle Blower Policy and no personnel has been denied access to the Audit Committee.

D) The Company has complied with all the mandatory requirements prescribed under SEBI (Listing Obligations and Disclosure Requirements) Regulations, 2015 and also adopted the following non-mandatory requirements:



## Report on Corporate Governance (Contd.)

- The Company is maintaining office for the Non-Executive Chairman.
- The Company is normally publishing unaudited/audited financial results without any qualifications.
- The Board members are having adequate experience and expertise to deal with business matters.

**E) Subsidiary Company:** The Financial Statements and Investments if any, made by the unlisted subsidiary company, reviewed by the Audit Committee of the Company.

The Minutes of the unlisted subsidiary company are placed at the Board Meeting of the Company. A statement of all significant transactions and arrangements if any, entered into by the unlisted subsidiary company are also placed at the Board Meeting.

The Company has formulated a policy for determining material subsidiary as required under Regulation 16 of SEBI (Listing Obligations and Disclosure Requirements) Regulations, 2015 and the same is disclosed on the Company's website: [www.westcoastpaper.com](http://www.westcoastpaper.com).

- F)** The Company has no material subsidiaries.
- G)** During the year Company has not raised any funds through preferential allotment or qualified institutions placement as specified under Regulation 32(7A) of the SEBI (Listing Obligations and Disclosure Requirements) Regulations, 2015.
- H)** A Certificate has been issued by Shri Naman G. Joshi, Company Secretary in practice that none of the Directors on the Board of the Company have been debarred or disqualified, is attached.
- I)** As per SEBI Notification dated May 9, 2018, total fees paid for all services rendered by Statutory Auditor for the financial year ended on 31st March, 2022 is ₹ 33.45 Lakhs.
- J)** The Company has complied with requirements specified in Regulation 17 to 27 and clause (b) to (i) of Sub-regulation (2) of Regulation 46 of the SEBI (Listing Obligations and Disclosure Requirements) Regulations, 2015.
- K)** Outstanding GDRs or ADRs or Warrants or any Convertible Instruments, conversion date and likely impact on equity: Nil
- L)** There is no Commodity Price Risk and Commodity Hedging activity during the year ended on 31st March, 2022.
- M) Pertaining to the Prevention of Sexual Harassment of Women at the Workplace:** As required under the Sexual Harassment of Women at the Workplace (Prevention, Prohibition & Redressal) Act, 2013 and the Companies (Accounts) Amendment Rules, 2018, the Company has a formal policy to ensure safety of women and prevention of sexual harassment and set up a Complaints Committee at its work place(s) to redress the complaints of women employees and requisite disclosures in relation thereto as under:
- i. number of complaints filed during the financial year: Nil
  - ii. number of complaints disposed during of the financial year: Nil
  - iii. number of complaints pending as at the end of the financial year: Nil
- N) Dividend Distribution Policy:** In accordance with the Regulation 43A of the SEBI (Listing Obligations and Disclosure Requirements) Regulations, 2015, the Board of Directors of the Company has approved the Dividend Distribution Policy in its meeting held on 13th August, 2021 and the same available at the Company's website: [www.westcoastpaper.com](http://www.westcoastpaper.com)
- O)** During the financial year the company has entered into tripartite long-term wage revision settlement with Joint Negotiation Committee (JNC) of Unions on 16.09.2021 for the period from 01.01.2019 to 31.12.2022.



## Report on Corporate Governance *(Contd.)*

### 10) CEO/CFO CERTIFICATION

As required by the Regulation 17(8) of the SEBI (Listing Obligations and Disclosure Requirements) Regulations, 2015, the Certificate from CEO and CFO was placed before the Board of Directors at the meeting held on 26th May, 2022.

### 11) COMPLIANCE CERTIFICATE OF THE AUDITORS

The Statutory Auditors have certified that the Company has complied with the conditions of Corporate Governance as stipulated in Schedule V to the SEBI (Listing Obligations and Disclosure Requirements) Regulations, 2015 and the same forms a part of this report.

The Certificate from the Statutory Auditors will be sent to the Stock Exchanges along with the Annual Report of the Company.

### 12) TRANSFER OF SHARES TO THE IEPF AUTHORITY

Pursuant to the provisions under Section 124(5)&(6) of the Companies Act, 2013 and read with Investor Education Protection Fund Authority (Accounting, Audit, Transfer and Refund) Rules, 2016 and Investor Education and Protection Fund Authority (Accounting, Audit, Transfer and Refund) Second Amendment Rules, 2017 i.e., G.S.R. 1267(E) notified on 13.10.2017, shares in respect of which Dividend has not been paid or claimed for 7 consecutive years or more were transmitted to the demat account of IEPF authority bearing DP/CI Id No. IN300708 10656671 opened with NSDL by Ministry of Corporate Affairs.

Pursuant to the provisions of Section 124 of the Companies Act, 2013 read with the Investor Education and Protection Fund Authority (Accounting, Audit, Transfer and Refund) Rules, 2016, the Company has not transferred any Equity Shares to IEPF Authority during the financial year 2021-22.

### DECLARATION

As provided under Regulation 26(3) of the SEBI (Listing Obligations and Disclosure Requirements) Regulations, 2015, all Board members and Senior Management personnel have affirmed compliance with Code of Conduct adopted by the Board, in its meeting held on 10th February, 2022.

For and on behalf of the Board

Place: Dandeli  
Date: 26th May, 2022

**S. K. Bangur**  
*Chairman & Managing Director*  
DIN: 00053237



## CERTIFICATE OF NON-DISQUALIFICATION OF DIRECTORS

(pursuant to Regulation 34(3) and Schedule V Para C clause (10)(i) of the SEBI  
(Listing Obligations and Disclosure Requirements) Regulations, 2015)

To,  
The Members of

### WEST COAST PAPER MILLS LIMITED

Registered Office: P B NO. 5, BANGUR NAGAR,  
DANDELI, UTTARA KANNADA-581325, KARNATAKA

I have examined the relevant registers, records, forms, returns and disclosures received from the Directors of WEST COAST PAPER MILLS LIMITED, having CIN L02101KA1955PLC001936 and having registered office at P B NO.5, BANGUR NAGAR, DANDELI, UTTARA KANNADA-581325, KARNATAKA (hereinafter referred to as 'the Company'), produced before me/us by the Company for the purpose of issuing this Certificate, in accordance with Regulation 34(3) read with Schedule V Para-C Sub clause 10(i) of the Securities

Exchange Board of India (Listing Obligations and Disclosure Requirements) Regulations, 2015.

In my/our opinion and to the best of my information and according to the verifications (including Directors Identification Number (DIN) status at the portal www.mca.gov.in) as considered necessary and explanations furnished to me by the Company & its officers, I hereby certify that none of the Directors on the Board of the Company as stated below for the Financial Year ending on 31st March, 2022 have been debarred or disqualified from being appointed or continuing as Directors of companies by the Securities and Exchange Board of India, Ministry of Corporate Affairs or any such other Statutory Authority.

SL. NO.	NAME OF THE DIRECTOR	DIN	DESIGNATION	DATE OF APPOINTMENT
1.	SHREE KUMAR BANGUR	00053237	Managing Director	24.02.1988
2.	SHASHI BANGUR	00053300	Director	30.05.1994
3.	SAURABH BANGUR	00236894	Director	28.06.2004
4.	VIRENDRAA BANGUR	00237043	Whole Time Director	12.11.2019
5.	PREMAL NARENDRA KAPADIA	00042090	Director	07.08.1992
6.	SUDARSHAN VIJAYNARAIN SOMANI	00137568	Director	10.11.2017
7.	RAJENDRA JAIN	07250797	Whole Time Director	31.07.2015
8.	ARPITA VINAY	06940663	Director	26/06/2020
9.	SHIV RATAN GOENKA	00225734	Director	29/01/2021
10.	ASHOK KUMAR GARG	07633091	Additional Director	10/02/2022

Ensuring the eligibility for the appointment / continuity of every Director on the Board is the responsibility of the management of the Company. Our responsibility is to express an opinion on these based on our verification. This

certificate is neither an assurance as to the future viability of the Company nor of the efficiency or effectiveness with which the management has conducted the affairs of the Company.

For **N G JOSHI & CO**

**Naman G. Joshi**

Practicing Company Secretary

CP: 9579 M NO. F8389

UDIN: F008389D000286634

Place: Bengaluru

Date: 07.05.2022





## Independent Auditor's Report on Corporate Governance

To the Members of

### West Coast Paper Mills Limited

1. We have examined the compliance of conditions of corporate governance by **West Coast Paper Mills Limited** (the 'Company') for the year ended March 31, 2022, as stipulated in Regulations 17 to 27, clauses (b) to (i) of Regulation 46(2), and paragraphs C, D and E of Schedule V of the Securities and Exchange Board of India (Listing Obligations and Disclosure Requirements) Regulations, 2015 (the 'Listing Regulations').

### Management's Responsibility

2. The preparation of the Corporate Governance Report is the responsibility of the Management of the Company including the preparation and maintenance of all relevant supporting records and documents. This responsibility also includes the design, implementation and maintenance of internal control relevant to the preparation and presentation of the Corporate Governance Report.

The Management along with the Board of Directors are also responsible for ensuring that the Company complies with the conditions of Corporate Governance as stipulated in the Listing Regulations, issued by the Securities and Exchange Board of India.

### Auditor's Responsibility

3. Pursuant to the requirements of the Listing Regulations, our responsibility is to express a reasonable assurance in the form of an opinion as to whether the Company has complied with the conditions of corporate governance stipulated in the Listing regulations as stated in paragraph 2 above. Our responsibility is limited to examining the procedures and implementation thereof, adopted by the Company for ensuring the compliance with the conditions of corporate governance. It is neither an audit nor an expression of opinion on the financial statements of the Company.
4. We conducted our examination of the Corporate Governance Report in accordance with the Guidance

Note on Certification of Corporate Governance issued by the Institute of Chartered Accountants of India (the 'ICAI'), and the Guidance Note on Reports or Certificates for Special Purposes issued by the ICAI which requires that we comply with the ethical requirements of the Code of Ethics issued by the ICAI.

5. We have complied with the relevant applicable requirements of the Standard on Quality Control (SQC) 1, Quality Control for Firms that Perform Audits and Reviews of Historical Financial Information, and Other Assurance and Related Services Engagements

### Opinion

6. Based on the procedures performed by us and to the best of our information and according to the explanations provided to us, in our opinion, the Company has complied, in all material respects, with the conditions of corporate governance as stipulated in Regulations 17 to 27 and clauses (b) to (i) of Regulation 46(2) and para C and D of Schedule V to the Listing Regulations during the year ended March 31, 2022.
7. We state that such compliance is neither an assurance as to the future viability of the Company nor the efficiency or effectiveness with which the management has conducted the affairs of the Company.

### Restriction on use

8. This Report is addressed to and provided to the members of the Company pursuant to requirement of SEBI (Listing Obligations and Disclosure Requirements) Regulations, 2015 (the "Listing Regulations"). Our certificate should not be used for any other person or for any other purpose. Accordingly we do not accept or assume any liability or any duty of care for any other purpose or to any other person to whom this report is shown or into whose hands it may come without our prior consent in writing. We have no responsibility to update this report for events and circumstances occurring after the date of this report.

For **Singhi & Co.**

*Chartered Accountants*

Firm Registration No: 302049E

**Sudesh Choraria**

*Partner*

M. No.204936

UDIN: 22204936AMOBZX5209

Date : May 26, 2022

Place : Mumbai



# Independent Auditor's Report

## To the Members of West Coast Paper Mills Limited

### Report on the Audit of the Standalone Financial Statements

#### Opinion

We have audited the accompanying standalone financial statements of West Coast Paper Mills Limited ("the Company"), which comprise the Balance Sheet as at March 31, 2022, the Statement of Profit and Loss, including the statement of Other Comprehensive Income, the Cash Flow Statement and the Statement of Changes in Equity for the year then ended, and notes to the financial statements, including a summary of significant accounting policies and other explanatory information (hereinafter referred to as "the financial statements").

In our opinion and to the best of our information and according to the explanations given to us, the aforesaid standalone financial statements give the information required by the Companies Act 2013 ("The Act" or "Act") in the manner so required and give a true and fair view in conformity with the Indian Accounting Standards prescribed under section 133 of the Act read with the Companies (Indian Accounting Standards) Rules, 2015, as amended, ("Ind AS") and other accounting principles generally accepted in India, of the state of affairs of the Company as at March 31, 2022, its profit including other comprehensive income, its cash flows and the changes in equity for the year ended on that date.

#### Basis for Opinion

We conducted our audit of the standalone financial statements in accordance with the Standards on Auditing (SAs), as specified under section 143(10) of the Act. Our responsibilities under those Standards are further described in the 'Auditor's Responsibilities for the Audit of the Standalone Financial Statements' section of our report. We are independent of the Company in accordance with the 'Code of Ethics' issued by the Institute of Chartered Accountants of India together with the ethical requirements that are relevant to our audit of the financial statements under the provisions of the Companies Act, 2013 Act and the Rules thereunder, and we have fulfilled our other ethical responsibilities in accordance with these requirements and the Code of Ethics. We believe that the audit evidence we have obtained is sufficient and appropriate to provide a basis for our audit opinion on the standalone financial statements.

#### Emphasis of Matter

We draw attention to Note 60 to the Standalone financial statements regarding uncertainty around the impact of COVID 19 on the operations and recoverability of carrying value of current and non current assets of the Company, which is presently not ascertainable. Our opinion is not modified in respect of this matter.

#### Key Audit Matters

Key audit matters are those matters that, in our professional judgment, were of most significance in our audit of the standalone financial statements for the financial year ended March 31, 2022. These matters were addressed in the context of our audit of the standalone financial statements as a whole, and in forming our opinion thereon, and we do not provide a separate opinion on these matters. For each matter below, our description of how our audit addressed the matter is provided in that context.



## Independent Auditor's Report (Contd.)

Key audit matters	How our audit addressed the key audit matter
<p>1. Revenue Recognition (Refer Note 1 (III) (h) and 27 to the Standalone financial Statements)</p> <p>Revenue is recognized at an amount that reflects the consideration to which the Company expects to be entitled in exchange for transferring goods to a customer. The revenue recognition occurs at a point in time when the control of the goods is transferred to the customer.</p> <p>We focussed on this area as a key audit matter as the value is significant and inherent risk exists of revenue being recognized before the control is transferred, including risk of incorrect timing of estimation related to recording the discounts and rebates.</p>	<p>As part of our audit procedures, we:</p> <ul style="list-style-type: none"> <li>➤ Read the Company's accounting policy for revenue recognition and assessed compliance with the requirements of Ind AS 115.</li> <li>➤ Evaluated the design, tested the implementation and operating effectiveness of the Company's internal controls including general IT controls and key IT application controls over recognition of revenue.</li> <li>➤ On a sample basis, tested supporting documentation for sales transactions which included sales invoices, customer contracts, and shipping documents.</li> <li>➤ Tested revenue samples focused on sales recorded immediately before the year-end, obtained evidence as regards timing of revenue recognition, based on terms and conditions of sales contracts and delivery documents.</li> <li>➤ Assessed disclosures in financial statements in respect of revenue, as specified in Ind AS 115.</li> </ul>
<p>2. Provisions and contingent liabilities related to taxation, litigation and claims (Refer Note 38 to the Standalone financial statements)</p> <p>The Company has ongoing litigations with various regulatory and tax authorities and third parties. Where an outflow of funds is believed to be probable and a reliable estimate of the outcome of the dispute can be made based on management's assessment of specific circumstances of each dispute and relevant external advice, management provides for its reliable estimate of the liability. Such accruals are by nature complex and can take number of years to resolve and can involve estimation uncertainty.</p>	<p>As part of our audit procedures, we:</p> <ul style="list-style-type: none"> <li>✓ Obtained an understanding of management's process to identify new obligations and changes in existing obligations for compliance with Ind AS 12 – Income taxes and Ind AS 37 - Provisions, Contingent Liabilities and Contingent Assets.</li> <li>✓ analysed significant changes in material provisions from prior periods and obtained a detailed understanding of these changes and assumptions applied.</li> <li>✓ Our audit procedures related to material provisions recognised and contingent liabilities disclosed in the standalone financial statements included: <ul style="list-style-type: none"> <li>• Assessment of the recognition criteria for the liability;</li> <li>• Evaluation of the methodology adopted by management for the measurement of the liability;</li> <li>• Assessment of the other key measurement assumptions and inputs.</li> <li>• We have obtained opinions and confirmations from internal /external experts and legal counsel, where necessary, which we have relied upon.</li> </ul> </li> </ul>



## Independent Auditor's Report (Contd.)

Key audit matters	How our audit addressed the key audit matter
Due to the level of judgement relating to recognition, valuation and presentation of provisions and contingent liabilities, this is considered to be a key audit matter	<ul style="list-style-type: none"><li>✓ We reviewed the minutes of the Board meetings including other committees to evaluate the process and controls over obligations operated by management.</li><li>✓ Testing of the mathematical accuracy of the measurement calculation;</li><li>✓ We assessed the appropriateness of the presentation of the most significant contingent liabilities in the financial statements.</li></ul>

### Information Other than the Financial Statements and Auditor's Report Thereon

The Company's management and Board of Directors is responsible for the other information. The other information comprises the information included in the Annual report, but does not include the standalone financial statements and our auditor's report thereon. The Annual Report is expected to be made available to us after the date of this auditor's report.

Our opinion on the standalone financial statements does not cover the other information and we do not express any form of assurance conclusion thereon.

In connection with our audit of the standalone financial statements, our responsibility is to read the other information and, in doing so, consider whether the other information is materially inconsistent with the financial statements or our knowledge obtained in the audit or otherwise appears to be materially misstated. If, based on the work we have performed, we conclude that there is a material misstatement of this other information; we are required to report that fact. We have nothing to report in this regard. When we read the Annual Report, if we conclude that there is a material misstatement therein, we are required to communicate the matter to those charged with governance and take necessary actions, as applicable under the applicable laws and regulations.

### Responsibilities of Management for the standalone Financial Statements

The Company's management and Board of Directors is responsible for the matters stated in section 134(5) of the Act with respect to the preparation of these standalone financial statements that give a true and fair view of the financial position, financial performance including other comprehensive income, cash flows and changes in equity of the Company in accordance with the accounting principles generally accepted in India, including the Indian Accounting Standards (Ind AS) specified under section 133 of the Act read with [the Companies (Indian Accounting Standards) Rules, 2015, as amended]. This responsibility also includes maintenance of adequate accounting records in accordance with the provisions of the Act for safeguarding of the assets of the Company and for preventing and detecting frauds and other irregularities; selection and application of appropriate accounting policies; making judgments and estimates that are reasonable and prudent; and the design, implementation and maintenance of adequate internal financial controls, that were operating effectively for ensuring the accuracy and completeness of the accounting records, relevant to the preparation and presentation of the standalone financial statements that give a true and fair view and are free from material misstatement, whether due to fraud or error.

In preparing the standalone financial statements, management is responsible for assessing the Company's ability to continue as a going concern, disclosing, as applicable, matters related to going concern and using the going concern basis of accounting unless management either intends to liquidate the Company or to cease operations, or has no realistic alternative but to do so.

Those charged with governance are also responsible for overseeing the Company's financial reporting process.



## Independent Auditor's Report *(Contd.)*

### Auditor's Responsibilities for the Audit of the standalone Financial Statements

Our objectives are to obtain reasonable assurance about whether the standalone financial statements as a whole are free from material misstatement, whether due to fraud or error, and to issue an auditor's report that includes our opinion. Reasonable assurance is a high level of assurance, but is not a guarantee that an audit conducted in accordance with SAs will always detect a material misstatement when it exists. Misstatements can arise from fraud or error and are considered material if, individually or in the aggregate, they could reasonably be expected to influence the economic decisions of users taken on the basis of these standalone financial statements.

As part of an audit in accordance with SAs, we exercise professional judgment and maintain professional skepticism throughout the audit. We also:

- Identify and assess the risks of material misstatement of the standalone financial statements, whether due to fraud or error, design and perform audit procedures responsive to those risks, and obtain audit evidence that is sufficient and appropriate to provide a basis for our opinion. The risk of not detecting a material misstatement resulting from fraud is higher than for one resulting from error, as fraud may involve collusion, forgery, intentional omissions, misrepresentations, or the override of internal control.
- Obtain an understanding of internal control relevant to the audit in order to design audit procedures that are appropriate in the circumstances. Under section 143(3)(i) of the Act, we are also responsible for expressing our opinion on whether the Company has adequate internal financial controls system in place and the operating effectiveness of such controls.
- Evaluate the appropriateness of accounting policies used and the reasonableness of accounting estimates and related disclosures made by management.
- Conclude on the appropriateness of management's use of the going concern basis of accounting and, based on the audit evidence obtained, whether a material uncertainty exists related to events or conditions that may cast significant doubt on the Company's ability to continue as a going concern. If we conclude that a material uncertainty exists, we are required to draw attention in our auditor's report to the related disclosures in the financial statements or, if such disclosures are inadequate, to modify our opinion. Our conclusions are based on the audit evidence obtained up to the date of our auditor's report. However, future events or conditions may cause the Company to cease to continue as a going concern.
- Evaluate the overall presentation, structure and content of the standalone financial statements, including the disclosures, and whether the standalone financial statements represent the underlying transactions and events in a manner that achieves fair presentation.

Materiality is the magnitude of misstatements in the financial statements that, individually or in aggregate, makes it probable that the economic decisions of a reasonably knowledgeable user of the financial statements may be influenced. We consider quantitative materiality and qualitative factors in (i) planning the scope of our audit work and in evaluating the results of our work; and (ii) to evaluate the effect of any identified misstatements in the financial statements.

We communicate with those charged with governance regarding, among other matters, the planned scope and timing of the audit and significant audit findings, including any significant deficiencies in internal control that we identify during our audit.

We also provide those charged with governance with a statement that we have complied with relevant ethical requirements regarding independence, and to communicate with them all relationships and other matters that may reasonably be thought to bear on our independence, and where applicable, related safeguards.



## Independent Auditor's Report *(Contd.)*

From the matters communicated with those charged with governance, we determine those matters that were of most significance in the audit of the standalone financial statements for the financial year ended March 31, 2022 and are therefore the key audit matters. We describe these matters in our auditor's report unless law or regulation precludes public disclosure about the matter or when, in extremely rare circumstances, we determine that a matter should not be communicated in our report because the adverse consequences of doing so would reasonably be expected to outweigh the public interest benefits of such communication.

### Report on Other Legal and Regulatory Requirements

1. As required by the Companies (Auditor's Report) Order, 2020, issued by the Central Government of India in terms of sub-section (11) of section 143 of the Act, (hereinafter referred to as the "Order"), we give in the "Annexure A" statement on the matters specified in paragraphs 3 and 4 of the Order.
2. As required by Section 143(3) of the Act, we report that:
  - (a) We have sought and obtained all the information and explanations which to the best of our knowledge and belief were necessary for the purposes of our audit;
  - (b) In our opinion, proper books of account as required by law have been kept by the Company so far as it appears from our examination of those books;
  - (c) The Balance Sheet, the Statement of Profit and Loss including the Statement of Other Comprehensive Income, the Cash Flow Statement and Statement of Changes in Equity dealt with by this Report are in agreement with the books of account;
  - (d) In our opinion, the aforesaid standalone financial statements comply with the Accounting Standards specified under Section 133 of the Act, read with Companies (Indian Accounting Standards) Rules, 2015, as amended;
  - (e) On the basis of the written representations received from the directors and taken on record by the Board of Directors, none of the directors is disqualified as on March 31, 2022 from being appointed as a director in terms of Section 164 (2) of the Act;
  - (f) With respect to the adequacy of the internal financial controls over financial reporting of the Company with reference to these standalone financial statements and the operating effectiveness of such controls, refer to our separate Report in "Annexure B" to this report;
  - (g) With respect to the matter to be included in the Auditors' Report under Section 197(16) of the Act, in our opinion and according to the information and explanations given to us, the remuneration paid by the Company to its directors during the current year is in accordance with the provisions of Section 197 of the Act.
  - (h) With respect to the other matters to be included in the Auditor's Report in accordance with Rule 11 of the Companies (Audit and Auditors) Rules, 2014, as amended in our opinion and to the best of our information and according to the explanations given to us:
    - i. The Company has disclosed the impact of pending litigations on its financial position in its standalone financial statements – Refer Note 38 to the standalone financial statements;
    - ii. The Company has accounted for material foreseeable losses, if any, for long-term contracts including derivative contracts.
    - iii. There has been no delay in transferring amounts required to be transferred to the Investor Education and Protection Fund by the Company.



## Independent Auditor's Report *(Contd.)*

- (iv) a) The management has represented that, to the best of it's knowledge and belief, other than as disclosed in the notes to the accounts, if any, no funds have been advanced or loaned or invested (either from borrowed funds or share premium or any other sources or kind of funds) by the Company to or in any other persons or entities, including foreign entities ("Intermediaries"), with the understanding, whether recorded in writing or otherwise, that the Intermediaries shall, whether, directly or indirectly lend or invest in other persons or entities identified in any manner whatsoever by or on behalf of the Company ("Ultimate Beneficiaries") or provide any guarantee, security or the like on behalf of the Ultimate Beneficiaries;
- b) The management has represented, that, to the best of it's knowledge and belief, other than as disclosed in the notes to the accounts, if any, no funds have been received by the Company from any persons or entities, including foreign entities ("Funding Parties"), with the understanding, whether recorded in writing or otherwise, that the Company shall, whether, directly or indirectly, lend or invest in other persons or entities identified in any manner whatsoever by or on behalf of the Funding Party ("Ultimate Beneficiaries") or provide any guarantee, security or the like on behalf of the Ultimate Beneficiaries; and
- c) Based on such audit procedures, we have considered reasonable and appropriate in the circumstances, nothing has come to their notice that has caused them to believe that the representations under sub-clause (i) and (ii) contain any material mis-statement.
- (v) Dividend declared or paid during the year by the Company are in compliance with Section 123 of the Act.
- (vi) MCA Vide its notification dated 31.03.2022 has extended the requirement of implementation of audit trail software to financial year commencing on or after 1st April 2023, accordingly reporting under Rule 11 (g) of Companies (Audit and Auditors) Amendment Rule 2021 is not applicable.

For **Singhi & Co.**  
*Chartered Accountants*  
Firm Registration No: 302049E

**Sudesh Choraria**  
*Partner*  
Membership No: 204936  
UDIN: 22204936AJRBWF7671

Date : May 26, 2022  
Place: Mumbai

## Annexure - A

to the Independent Auditor's Report

(Referred to in paragraph 1 of the Independent Auditors' Report of even date to the members of WEST COAST PAPER MILLS LIMITED on the Standalone financial Statements as of and for the year ended March 31, 2022)

We report that:

- i. In respect of its Property Plant and Equipment and Intangible Assets:
  - a) The Company has maintained proper records showing full particulars, including quantitative details and situation of its property, plant and equipment and intangible assets.
  - b) As explained to us, the property, plant and equipment have been physically verified by management and no material discrepancies have been noticed on such verification. In our opinion this periodicity of physical verification is reasonable having regard to the size of company and nature of its assets.
  - c) According to the information and explanations given to us and on the basis of our examination, title deeds of the immovable property (other than cases where the Company is the lessee and the lease agreements are duly executed in favour of the lessee as stated below) as disclosed in schedule of Property, Plant and Equipment to the financial statements, are held in the name of the Company

Asset Category	Gross Block (₹ Lakhs)	Net Block (₹ Lakhs)	Remarks
Leasehold Land	162.00	162.00	289.68 acres of leasehold land for which Government approval for renewal for next 30 years received but lease agreement is yet to be executed; and 109.10 acres of other leasehold land of which lease agreement is expired and pending to be renewed and registered with the government.

- d) The Company has not revalued its property, plant and equipment (including right of use assets) and intangible assets during the year. Therefore, the provisions of clause 3(i)(d) of the Order are not applicable to the Company.
- e) According to information and explanations given by the management, no proceedings have been initiated or are pending against the Company for holding any benami property under the Prohibition of Benami Property Transactions Act, 1988 and rules made thereunder. Therefore, provisions of clause 3(1)(e) of the Order are not applicable to the Company
- ii. In respect of its Inventories:
  - a) As per information and explanations provided to us, physical verification has been conducted by the management at reasonable intervals during the year in respect of inventory of raw materials, work in progress, finished goods and by products and no material discrepancies were noticed on such physical verification.
  - b) Based on our examination of the books of accounts of the Company, with respect to the sanctioned working capital limits availed from banks or financial institutions, the Quarterly return / statements have been regularly submitted by the company and no material discrepancies were noticed.
- iii. a) According to the information and explanations provided to us, the Company has made investments in, provided guarantee or security or granted loans or advances in the nature of loans, secured or unsecured to companies, firms, limited liability partnership or any other parties during the year as per details given below :

Particulars	Loans Advanced (Rs. In Lakhs)
<b>Aggregate amount granted/ provided during the year:</b>	
- Subsidiaries	-
- Others	3600
<b>Balance outstanding as at balance sheet date in respect of above cases :</b>	
- Subsidiaries	451
- Others	100





## Annexure - A

to the Independent Auditor's Report (Contd.)

- b) The investments made, the securities granted and the terms and conditions of the grant of loans are, in our opinion, prima facie, not prejudicial to the company's interest.
  - c) As per the information and explanation provided to us, with respect to the Inter corporate deposits made with other parties, the schedule of repayment of principal and payment of interest thereon are stipulated and the repayments are regular.
  - d) As per the information and explanation provided to us, there was no overdue loan amount remaining outstanding as at the year-end.
  - e) According to the information and explanations given to us, no amount of loan or advances has been renewed or extended or fresh loan granted to settle the overdue of existing loan given to the same parties.
  - f) The Company has not granted any loans during the year which are repayable on demand. Therefore, the provisions of clause 3(iii)(f) of the Order are not applicable to the Company
- iv. In our opinion and according to the information and explanations given to us and records examined by us, Company has not given any loan, made investments or given Guarantee and Securities and covered under Section 185 / 186 accordingly the clause is not applicable to the Company.
  - v. According to the information and explanations given to us, the Company has not accepted any deposits from the public or amount which are deemed to be deposits within the meaning of sections 73 to 76 of the Act and the Companies (Acceptance of Deposits) rules 2014 (as amended).
  - vi. We have broadly reviewed the books of account maintained by the Company in respect of products for which maintenance of prescribed cost records is mandated by Government of India U/S 148 (1) of the Act and are of the opinion that, prima facie, the prescribed records have been made and maintained. We have, however, not made a detailed examination of these records with a view to determine whether they are accurate or complete.
  - vii. According to the information and explanations given to us and the records of the Company examined by us:
    - a) According to the records of the Company examined by us, the Company has been generally regular in depositing amounts deducted/accrued in the books of accounts in respect of undisputed statutory dues, including Goods and Services Tax, provident fund, employees' state insurance, income-tax, sales-tax, service tax, duty of customs, duty of excise, value added tax, cess and any other material statutory dues, as applicable. There was no material undisputed outstanding statutory dues as at the year end, for a period of more than six months from the date they became payable.
    - b) There are no dues of Goods and Services Tax, provident fund, employees' state insurance, income-tax, sales-tax, service tax, duty of customs, duty of excise, value added tax, cess and any other material statutory dues which have not been deposited with the appropriate authorities on account of any dispute, except as stated below

Name of the Statute	Nature of the Dispute	Amount in dispute (₹ Lakhs)	Period to which the amount relates	Forum where dispute is pending
Income Tax Act 1961	Income Tax	₹ 2831.35 Lakhs (net of refunds adjusted and payments of 657 Lakhs)	Asst. year 1999-2000 to 2016-17	Commissioner (Appeals) / ITAT/ Hon'ble High Court
Central Excise Act 1944	Excise Duty	₹ 87.81 Lakhs	2007-08 to 2011-12	Commissioner (Appeals) / CESTAT

## Annexure - A

to the Independent Auditor's Report (Contd.)

Name of the Statute	Nature of the Dispute	Amount in dispute (₹ Lakhs)	Period to which the amount relates	Forum where dispute is pending
The Custom Act 1962	Customs Duty	₹ 540.27 Lakhs (Net of recoveries done by department ₹21.48 Lakhs)	2012-13 & 2013-14	Honourable Supreme Court / CESTAT
Karnataka Tax on Entry of Goods Act, 1979	Special Entry Tax	₹112.99 Lakhs	2004-05 & 2005-06	Hon'ble High Court of Karnataka
The Water (Prevention and Control of Pollution) Cess Act, 1977	Water Cess	₹ 30.14 Lakhs	2002-03 to 2004-05	Hon'ble High Court of Karnataka
Karnataka Forest (Amendment) Act, 2016	Forest Development Fees	₹ 1,016.86 Lakhs	2017-18 to 2020-21	Hon'ble Supreme Court
Goa rural improvement and welfare cess act 2000	Goa Rural Improvement Cess	₹ 262.65 Lakhs	2014-15 to 2018-19	Hon'ble High Court of Mumbai, Goa Bench
Karnataka Municipalities Act, 1964	Property Tax	₹ 82.78 Lakhs	2002-03 to 2013-14	JMFC, Dandeli

- viii. According to the information and explanation given to us, there were no transactions which have not been recorded in the books of account, which have been surrendered or disclosed as income in the tax assessments under the Income Tax Act, 1961 (43 of 1961) during the year. Therefore, provisions of clause 3(viii) of the Order are not applicable to the Company.
- ix. a) According to the information and explanations given to us and based on our examination of the records of the Company, the Company has not defaulted in repayment of loans or borrowings to any financial institution, bank, Government or debenture holders.
- b) Basis the information and explanation provided to us, the Company has not been declared a wilful defaulter by any bank or financial institution or other lender.
- c) According to the information and explanations given to us and based on our examination of the records of the Company, the Company has availed loans from banks and financial institutions. The amount of loan was applied for the purpose for which the loan was obtained. Further the Company has not availed any loans from Government or has not issued any debenture during the year.
- d) Based on the information and explanation given to us, and the books of account examined by us, short term funds raised during the year have not been utilized for long term purposes.
- e) Based on the information and explanation given to us, and the books of account examined by us, during the year, the company has not taken any funds from any entity or person on account of or to meet the obligations of its subsidiaries, associates or joint ventures.
- f) The Company has not raised any loan during the year on the pledge of securities held in its subsidiaries, joint ventures or associate companies.



## Annexure - A

to the Independent Auditor's Report (Contd.)

- x. a) According to the information and explanations given to us and based on our examination of the records of the Company, the Company did not raise any money by way of initial public offer or further public offer (including debt instruments) during the year. Thus, the provisions of clause 3(x)(a) of the order are not applicable to the Company.
- b) According to the information and explanations give to us and based on our examination of the records of the Company, the Company has not made any preferential allotment or private placement of shares or convertible debentures (fully, partially or optionally convertible) during the year. Therefore, the provisions of clause 3(x)(b) of the Order are not applicable to the Company.
- xi. a) Based upon the audit procedures performed for the purpose of reporting the true and fair view of the financial statements and according to the information and explanations given to us, we have neither come across any instance of fraud by the Company or on the Company noticed or reported during the year nor have we been informed of any such case by the management.
- b) We have not come across any instance of fraud, therefore report under sub-section 12 of section 143 of the Companies Act, 2013 is not required to be filed by us in Form ADT-4 as prescribed under rule 13 of the Companies (Audit and Auditors) Rules, 2014 with the Central Government.
- c) As reported to us by the management, there are no whistle-blower complaints received by the Company during the year.
- xii. In our opinion and according to the information and explanations given to us, the Company is not a Nidhi Company. Accordingly, paragraph 3(xii) of the Order is not applicable to the Company.
- xiii. According to the information and explanations given to us and based on our examination of the records of the Company, the Company has entered into transactions with related parties in compliance with the provisions of sections 177 and 188 of the Act. The details of such related party transactions have been disclosed in the financial statements as required under the Indian Accounting Standards (Ind AS) 24, Related Party Disclosures specified under section 133 of the Act, read with Rule 4 of the Companies (Indian Accounting Standards) Rules, 2015 (as amended).
- xiv. In our opinion and based on our examination, the Company has an internal audit system commensurate with the size and nature of its business; We have considered internal audit reports of the Company issued till date for the period under audit.
- xv. According to the information and explanations given to us and based on our examination of the records of the Company, the Company has not entered into non-cash transactions with directors or persons connected with him. Accordingly, paragraph 3(xv) of the Order is not applicable.
- xvi. a) The Company is not required to be registered under section 45-IA of the Reserve Bank of India Act 1934. Accordingly, paragraph 3 (xvi)(a) of the Order is not applicable to the Company.
- b) In our opinion, the Company has not conducted any Non-Banking Financial or Housing Finance activities during the year. Therefore, the provisions of clause 3(xvi)(b) of the Order are not applicable to the Company;
- c) In our opinion, the Company is not a Core Investment Company (CIC) as defined in the regulations made by the Reserve Bank of India. Therefore, the provisions of clause 3(xvi)(c) of the Order are not applicable to the Company;
- d) According to the representations given by the management, the Group does not have any CIC. Therefore, the provisions of clause 3(xvi)(d) of the Order are not applicable to the Company;
- xvii. The Company has not incurred cash losses in the financial year and in the immediately preceding financial year. Therefore, the provisions of clause 3(xvii) of the Order are not applicable to the Company.
- xviii. There has been no resignation of statutory auditors during the year. Therefore, the provisions of clause 3(xviii) of the Order are not applicable to the Company.



## Annexure - A

to the Independent Auditor's Report (*Contd.*)

- xix. According to the information and explanations given to us and on the basis of the financial ratios, ageing and expected dates of realization of financial assets and payment of financial liabilities, other information accompanying the financial statements, our knowledge of the Board of Directors and management plans and based on our examination of the evidence supporting the assumptions, nothing has come to our attention, which causes us to believe that any material uncertainty exists as on the date of the audit report that the Company is not capable of meeting its liabilities existing at the date of balance sheet as and when they fall due within a period of one year from the balance sheet date. We, however, state that this is not an assurance as to the future viability of the Company. We further state that our reporting is based on the facts up to the date of the audit report and we neither give any guarantee nor any assurance that all liabilities falling due within a period of one year from the balance sheet date, will get discharged by the Company as and when they fall due.
- xx. In respect of Corporate Social Responsibility Expenditure:
- a) According to the information and explanations given to us and based on our examination of the records of the Company, in respect of CSR Expenditure other than ongoing CSR projects, there were no amount remaining unspent u/s 135 (5) of the Companies Act, Hence no amount was required to be transferred to a Fund specified in Schedule VII to the Companies Act.
  - b) According to the information and explanations given to us and based on our examination of the records of the Company, there were certain amount remaining unspent u/s 135 (5) of the Companies Act pursuant to an ongoing CSR project, which has been transferred by the Company to the special account in compliance with the provision of sub section (6) of section 135 of the said Act ;

For **Singhi & Co.**

*Chartered Accountants*

Firm Registration No: 302049E

**Sudesh Choraria**

*Partner*

Membership No: 204936

UDIN: 22204936AJRBWF7671

Date : May 26, 2022

Place: Mumbai



## Annexure - B

to the Independent Auditor's Report

(Referred to in paragraph 2 (f) of the Independent Auditors' Report of even date to the members of WEST COAST PAPER MILLS LIMITED on the Standalone financial Statements as of and for the year ended March 31, 2022)

### **Report on the Internal Financial Controls under Clause (i) of Sub-section 3 of Section 143 of the Companies Act, 2013 ('the Act')**

1. We have audited the internal financial controls over financial reporting of West Coast Paper Mills Limited ('the Company') as of March 31, 2022 in conjunction with our audit of the Financial Statements of the Company for the year ended on that date.

### **Management's Responsibility for Internal Financial Controls**

2. The Company's management is responsible for establishing and maintaining internal financial controls based on the internal control over financial reporting criteria established by the Company considering the essential components of internal control stated in the Guidance Note on Audit of Internal Financial Controls over Financial Reporting issued by the Institute of Chartered Accountants of India ('ICAI'). These responsibilities include the design, implementation and maintenance of adequate internal financial controls that were operating effectively for ensuring the orderly and efficient conduct of its business, including adherence to Company's policies, the safeguarding of its assets, the prevention and detection of frauds and errors, the accuracy and completeness of the accounting records, and the timely preparation of reliable financial information, as required under the Act.

### **Auditor's Responsibility**

3. Our responsibility is to express an opinion on the Company's internal financial controls over financial reporting based on our audit. We conducted our audit in accordance with the Guidance Note on Audit of Internal Financial Controls over Financial Reporting (the 'Guidance Note') and the Standards on Auditing, issued by ICAI and deemed to be prescribed under section 143(10) of the Companies Act, 2013, to the extent applicable to an audit of internal financial controls, both applicable to an audit of Internal Financial Controls and, both issued by the Institute of Chartered Accountants of India. Those Standards and the Guidance Note require that we comply with ethical requirements and plan and perform the audit to obtain reasonable assurance about whether adequate internal financial controls over financial reporting was established and maintained and if such controls operated effectively in all material respects
4. Our audit involves performing procedures to obtain audit evidence about the adequacy of the internal financial controls system over financial reporting and their operating effectiveness. Our audit of internal financial controls over financial reporting included obtaining an understanding of internal financial controls over financial reporting, assessing the risk that a material weakness exists, and testing and evaluating the design and operating effectiveness of internal control based on the assessed risk. The procedures selected depend on the auditor's judgment, including the assessment of the risks of material misstatement of the financial statements, whether due to fraud or error.
5. We believe that the audit evidence we have obtained is sufficient and appropriate to provide a basis for our audit opinion on the Company's internal financial controls system over financial reporting.

### **Meaning of Internal Financial Controls over Financial Reporting**

6. Company's internal financial control over financial reporting is a process designed to provide reasonable assurance regarding the reliability of financial reporting and the preparation of financial statements for external purposes in accordance with generally accepted accounting principles. A Company's internal financial control over financial reporting includes those policies and procedures that
  - (1) pertain to the maintenance of records that, in reasonable detail, accurately and fairly reflect the transactions and dispositions of the assets of the Company;



## Annexure - B

to the Independent Auditor's Report (*Contd.*)

- (2) provide reasonable assurance that transactions are recorded as necessary to permit preparation of financial statements in accordance with generally accepted accounting principles, and that receipts and expenditures of the Company are being made only in accordance with authorizations of management and directors of the Company; and
- (3) provide reasonable assurance regarding prevention or timely detection of unauthorized acquisition, use, or disposition of the Company's assets that could have a material effect on the financial statements.

### Inherent Limitations of Internal Financial Controls Over Financial Reporting

7. Because of the inherent limitations of internal financial controls over financial reporting, including the possibility of collusion or improper management override of controls, material misstatements due to error or fraud may occur and not be detected. Also, projections of any evaluation of the internal financial controls over financial reporting to future periods are subject to the risk that the internal financial control over financial reporting may become inadequate because of changes in conditions, or that the degree of compliance with the policies or procedures may deteriorate.

### Opinion

8. In our opinion, the Company has, in all material respects, an adequate internal financial controls system over financial reporting and such internal financial controls over financial reporting were operating effectively as at March 31, 2022, based on the internal control over financial reporting criteria established by the Company considering the essential components of internal control stated in the Guidance Note on Audit of Internal Financial Controls Over Financial Reporting issued by the Institute of Chartered Accountants of India.

For **Singhi & Co.**  
Chartered Accountants  
Firm Registration No: 302049E

**Sudesh Choraria**  
Partner  
Membership No: 204936  
UDIN: 22204936AJRBWF7671

Date : May 26, 2022  
Place: Mumbai



# Standalone Balance Sheet

as at March 31, 2022

(₹ in Lakhs)

	Note	As at	
		March 31, 2022	March 31, 2021
<b>ASSETS</b>			
<b>Non-Current Assets</b>			
Property, Plant and Equipment	2	72,307.86	82,505.34
Capital Work-in-Progress	3	1,407.80	2,469.01
Right of use assets	2	2,374.24	214.76
Intangible Assets	4	63.71	100.83
Biological Assets other than bearer plants	5	674.34	684.49
Financial Assets:			
i. Investment in Subsidiaries and Associates	6	91,161.93	91,161.93
ii. Other Investments	6	70.31	53.01
iii. Other Financial Assets	8	236.29	238.94
Other Non-Current Assets	9	483.32	126.82
Current Tax Assets (Net)	10	574.08	617.37
Deferred Tax Assets (Net)	11	8,413.94	6,841.01
<b>Total Non-Current Assets</b>		<b>1,77,767.82</b>	<b>1,85,013.51</b>
<b>Current Assets</b>			
Inventories	12	24,628.65	24,047.24
Biological Assets other than bearer plants	5	-	44.39
Financial Assets :			
i. Investments	6	8,854.22	-
ii. Trade Receivables	13	13,357.89	12,558.16
iii. Cash and Cash Equivalents	14	299.44	555.01
iv. Other Bank Balances	15	206.56	253.85
v. Loans	7	603.23	1,102.14
vi. Other Financial Assets	8	612.90	173.45
Other Current Assets	16	6,904.49	5,710.34
<b>Total Current Assets</b>		<b>55,467.38</b>	<b>44,444.58</b>
<b>Total Assets</b>		<b>2,33,235.20</b>	<b>2,29,458.09</b>
<b>EQUITY AND LIABILITIES</b>			
<b>Equity</b>			
Equity Share Capital	17	1,320.98	1,320.98
Other Equity	18	1,49,432.14	1,28,523.02
<b>Total Equity</b>		<b>1,50,753.12</b>	<b>1,29,844.00</b>
<b>Liabilities</b>			
<b>Non-Current Liabilities</b>			
Financial Liabilities :			
i. Borrowings	19	22,510.69	39,640.32
ii. Lease liabilities	20	1,985.35	53.01
iii. Other Financial Liabilities	21	5,726.32	5,912.59
Provisions	22	616.42	535.27
Other Non-Current Liabilities	23	7,974.55	7,568.59
<b>Total Non-Current Liabilities</b>		<b>38,813.33</b>	<b>53,709.78</b>
<b>Current Liabilities</b>			
<b>Financial Liabilities :</b>			
i. Borrowings	24	16,646.07	23,181.11
ii. Lease liabilities	20	329.58	0.57
iii. Trade Payables			
a) Micro, Small & Medium Enterprises	25	1,116.80	1,384.07
b) Others		9,806.66	5,595.90
iv. Other Financial Liabilities	21	9,408.29	8,295.27
Provisions	22	1,342.28	605.31
Other Current Liabilities	26	5,019.07	6,842.08
<b>Total Current Liabilities</b>		<b>43,668.75</b>	<b>45,904.31</b>
<b>Total Equity and Liabilities</b>		<b>2,33,235.20</b>	<b>2,29,458.09</b>

The accompanying notes are an integral part of the standalone financial statements.

As per our Report of even date

For and on behalf of the Board

For **Singhi & Co.**

Chartered Accountants

Firm Registration No. 302049E

**Sudesh Choraria**

Partner

M.No. 204936

Place: Dandeli

Date: May 26, 2022

**S. K. Bangur**

Chairman &amp; Managing Director

**Virendraa Bangur**

Joint Managing Director

**Rajendra Jain**

Executive Director &amp; CFO

**Brajmohan Prasad**

Company Secretary



## Standalone Statement of Profit and Loss

for the year ended March 31, 2022

(₹ in Lakhs)

	Note	For the year ended	
		March 31, 2022	March 31, 2021
<b>REVENUE</b>			
Revenue from Operations	27	1,97,948.38	1,36,839.85
Revenue from Trading Operations	28	571.86	-
Other Income	29	2,995.78	995.45
<b>Total Income</b>		<b>2,01,516.02</b>	<b>1,37,835.30</b>
<b>EXPENSES</b>			
Cost of Materials Consumed	30	98,849.96	68,873.29
Purchases of Stock in Trade	31	549.63	-
Changes in Inventories of Finished Goods & Work in Progress	32	2,389.85	3,162.18
Employee Benefits Expense	33	18,244.03	16,421.95
Finance Costs	34	5,279.08	6,518.17
Depreciation and Amortization Expense	35	13,832.79	15,348.56
Other Expenses	36	37,927.12	29,272.96
<b>Total Expenses</b>		<b>1,77,072.46</b>	<b>1,39,597.11</b>
<b>Profit / (Loss) Before Exceptional Items and Tax</b>		<b>24,443.56</b>	<b>(1,761.81)</b>
Exceptional Items		-	-
<b>Profit / (Loss) Before Tax</b>		<b>24,443.56</b>	<b>(1,761.81)</b>
<b>Income Tax Expense</b>	37		
Current Tax		4,495.45	199.45
MAT Credit (Entitlement) / Reversal		-	318.56
Deferred Tax		(1,860.76)	(2,484.55)
<b>Total Tax Expenses</b>		<b>2,634.69</b>	<b>(1,966.54)</b>
<b>Profit / (Loss) for the period from Continuing Operations</b>		<b>21,808.87</b>	<b>204.73</b>
<b>Other Comprehensive Income / (Loss)</b>	18		
Items that will not be reclassified to Profit or Loss			
Remeasurement of employees benefit obligations		(367.78)	132.17
Income Tax relating to Items that will not be reclassified to Profit or Loss		128.52	(46.19)
<b>Other Comprehensive Income/(Loss) for the period ( net of tax )</b>		<b>(239.26)</b>	<b>85.98</b>
<b>Total Comprehensive Income / (Loss)</b>		<b>21,569.61</b>	<b>290.71</b>
<b>Earnings per share ( Basic/ Diluted ) (in ₹)</b>		<b>33.02</b>	<b>0.31</b>
<b>Significant Accounting Policies</b>	1		

The accompanying notes are an integral part of the standalone financial statements.

As per our Report of even date

For **Singhi & Co.**

Chartered Accountants

Firm Registration No. 302049E

**Sudesh Choraria**

Partner

M.No. 204936

Place: Dandeli

Date: May 26, 2022

For and on behalf of the Board

**S. K. Bangur**

Chairman & Managing Director

**Virendraa Bangur**

Joint Managing Director

**Rajendra Jain**

Executive Director & CFO

**Brajmohan Prasad**

Company Secretary





## Standalone Statement of Changes in Equity

for the year ended March 31, 2022

(All amounts of ₹ in Lakhs, except share data and unless otherwise stated)

### A. EQUITY SHARE CAPITAL

Particulars	Balance at the beginning of the reporting year		Changes in equity share capital during the year *		Balance at the end of the reporting year	
	No. of Shares	Amount in Lakhs	No. of Shares	Amount in Lakhs	No. of Shares	Amount in Lakhs
	For the year ended March 31, 2021	6,60,48,908	1,320.98	-	-	6,60,48,908
<b>For the year ended March 31, 2022</b>	<b>6,60,48,908</b>	<b>1,320.98</b>	<b>-</b>	<b>-</b>	<b>6,60,48,908</b>	<b>1,320.98</b>

\*There were no changes in Equity Share Capital due to prior period errors.

### B. OTHER EQUITY

Particulars	Reserves & Surplus						Total
	Security Premium Account	Retained Earnings	Capital Redemption Reserve	Equity Share Warrant Forfeited	General Reserve	Remeasurement of net defined benefit plan	
Opening as on April 01, 2020	14,572.54	71,327.78	6,500.00	277.50	36,934.35	(1,379.86)	1,28,232.31
Profit for the year	-	204.73	-	-	-	-	204.73
Remeasurement of net defined benefit liability/asset ( net of tax )	-	-	-	-	-	85.98	85.98
Dividends paid	-	-	-	-	-	-	-
<b>Balance as on March 31, 2021</b>	<b>14,572.54</b>	<b>71,532.51</b>	<b>6,500.00</b>	<b>277.50</b>	<b>36,934.35</b>	<b>(1,293.88)</b>	<b>1,28,523.02</b>
<b>Opening as on April 01, 2021</b>	<b>14,572.54</b>	<b>71,532.51</b>	<b>6,500.00</b>	<b>277.50</b>	<b>36,934.35</b>	<b>(1,293.88)</b>	<b>1,28,523.02</b>
Profit for the year	-	21,808.87	-	-	-	-	21,808.87
Remeasurement of net defined benefit liability/asset ( net of tax )	-	-	-	-	-	(239.26)	(239.26)
Dividends paid	-	(660.49)	-	-	-	-	(660.49)
<b>Balance as on March 31, 2022</b>	<b>14,572.54</b>	<b>92,680.88</b>	<b>6,500.00</b>	<b>277.50</b>	<b>36,934.35</b>	<b>(1,533.14)</b>	<b>1,49,432.14</b>

The accompanying notes are an integral part of the standalone financial statements.

As per our Report of even date

For **Singhi & Co.**

Chartered Accountants

Firm Registration No. 302049E

**Sudesh Choraria**

Partner

M.No. 204936

Place: Dandeli

Date: May 26, 2022

For and on behalf of the Board

**S. K. Bangur**

Chairman &amp; Managing Director

**Virendraa Bangur**

Joint Managing Director

**Rajendra Jain**

Executive Director &amp; CFO

**Brajmohan Prasad**

Company Secretary



## Standalone Cash Flow Statement

for the year ended March 31, 2022

(₹ in Lakhs)

Particulars	For the year ended	
	March 31, 2022	March 31, 2021
<b>CASH FLOW FROM OPERATING ACTIVITIES</b>		
<b>Profit/(Loss) before Income Tax</b>	<b>24,443.56</b>	<b>(1,761.81)</b>
<b>Adjustments for :</b>		
Depreciation and amortisation	13,832.79	15,348.56
Loss / (Gain) on sale/discard of Property, plant and equipment	(0.41)	641.46
Loss / (Gain) on sale of investments	(72.18)	-
Dividend and interest income classified as investing cash flows	(1,770.85)	(134.32)
Rent receipt	(54.68)	(55.20)
Finance costs	5,669.86	6,210.90
Government grant income	(520.65)	(520.65)
Provision for doubtful debts	-	32.86
Net exchange differences	(390.79)	307.26
Fair value adjustment in Investment	(17.30)	(2.01)
Liabilities & provisions written back	(228.09)	(31.78)
<b>Total</b>	<b>16,447.70</b>	<b>21,797.08</b>
<b>Operating profit before working capital changes</b>	<b>40,891.26</b>	<b>20,035.27</b>
<b>Adjustments for :</b>		
(Increase) / decrease in trade receivables	(737.23)	(2,449.82)
(Increase) / decrease in inventories	(526.84)	8,441.26
(Increase) / decrease in other financial assets	(449.89)	7.27
(Increase) / decrease in other non-current assets	(356.49)	116.54
(Increase) / decrease in other current assets	(1,194.17)	(3,347.93)
Increase / (decrease) in trade liabilities	3,949.76	(839.60)
Increase / (decrease) in provisions	818.08	(422.33)
Increase / (decrease) in other financial liabilities	1,447.36	(473.08)
Increase / (decrease) in current liabilities	(1,497.00)	2,861.13
<b>Total</b>	<b>1,453.58</b>	<b>3,893.44</b>
<b>Cash generated from operations</b>	<b>42,344.84</b>	<b>23,928.71</b>
Less: Income Tax paid	(4,142.58)	(0.47)
<b>Net cash inflow / (outflow) from operating activities</b>	<b>38,202.26</b>	<b>23,928.24</b>



## Standalone Cash Flow Statement (Contd.)

for the year ended March 31, 2022

(₹ in Lakhs)

Particulars	For the year ended	
	March 31, 2022	March 31, 2021
<b>CASH FLOW FROM INVESTING ACTIVITIES</b>		
Payments for property, plant and equipment	(2,203.41)	(5,137.19)
Purchase of intangible assets	(4.82)	(111.29)
Proceeds from sale of property, plant and equipment	24.97	40.04
Rent received	54.68	55.20
Interest received	313.31	122.78
Dividend income received	1,435.81	-
Bank deposits	47.29	(2.22)
Loan to subsidiary	612.00	(823.00)
Inter corporate deposits given	(3,600.00)	-
Inter corporate deposits matured	3,500.00	-
Purchase of Current Investments	(30,219.30)	-
Proceeds from sale of current Investments	21,437.26	-
<b>Net Cash inflow / outflow from Investing Activities</b>	<b>(8,602.21)</b>	<b>(5,855.68)</b>
<b>CASH FLOW FROM FINANCING ACTIVITIES</b>		
Proceeds from Long Term Borrowings	10,000.00	7,500.00
Repayments of Long Term Borrowings	(31,243.91)	(18,680.98)
Proceeds / (Repayment) of Short Term Borrowings (Net)	(2,029.94)	(267.53)
Interest and Finance charges	(5,451.04)	(6,210.90)
Dividends paid to company's shareholders (including interim)	(660.49)	-
Repayment of Lease liability	(470.24)	-
<b>Net cash inflow/ (outflow) from Financing Activities</b>	<b>(29,855.62)</b>	<b>(17,659.41)</b>
<b>Net increase / (decrease) in Cash and Cash Equivalents</b>	<b>(255.57)</b>	<b>413.15</b>
<b>Net increase or (decrease) in Cash and Cash Equivalents during the year</b>	<b>(255.57)</b>	<b>413.15</b>
<b>Cash and Cash Equivalents at the beginning of the financial year</b>	<b>555.01</b>	<b>141.86</b>
<b>Cash and Cash Equivalents at the end of the financial year</b>	<b>299.44</b>	<b>555.01</b>
<b>Reconciliation of Financial Liabilities - Borrowings</b>	<b>2021-22</b>	<b>2020-21</b>
Opening balance	65,029.57	76,691.47
Add: Proceeds of borrowings	10,000.00	7,500.00
Less: (Repayment) of borrowings	(31,243.91)	(18,680.98)
Less: Proceeds / (Repayments) of borrowings (short term) (net)	(2,029.94)	(267.53)
Add / (Less) Non-cash movement	(911.44)	(213.39)
	<b>40,844.28</b>	<b>65,029.57</b>

The accompanying notes are an integral part of the standalone financial statements.

As per our Report of even date

For **Singhi & Co.**  
Chartered Accountants  
Firm Registration No. 302049E

**Sudesh Choraria**  
Partner  
M.No. 204936  
Place: Dandeli  
Date: May 26, 2022

For and on behalf of the Board

**S. K. Bangur**  
Chairman & Managing Director

**Virendraa Bangur**  
Joint Managing Director

**Rajendra Jain**  
Executive Director & CFO

**Brajmohan Prasad**  
Company Secretary



# Notes to Standalone Financial Statements

as at and for the year ended March 31, 2022

## Note 1 – Company Overview, Basis of Preparation and Significant Accounting Policies

### I. The Company Overview:

West Coast Paper Mills Limited, a Public Limited Company listed on the National Stock Exchange of India Limited and the Bombay Stock Exchange Limited. The registered office of the Company is situated at Bangur Nagar, Dandeli 581325 District Uttar Kannada, Karnataka. The Company was established in 1955. The Company has two business activities: Paper & Paper Board at Dandeli and Optical Fibre Cable at Mysore. The Company's Dandeli Plant is integrated Pulp & Paper Plant and produce various type of quality Paper & Paper Board. This caters to needs of innumerable industries in printing, writing, publishing, stationary, notebooks and packaging sectors in India. The Company strongly believes on Continuous Improvement in product quality, reduction in cost, and Environment Management. The Company is ISO 9001:2015 (QMS), ISO 14001:2015 (EMS) and ISO 45001:2018 (OHSMS) Certified. The Company's Mysore Plant produces Optical Fibre Cable which cater requirement of telecom sector of India.

### II. Basis of Preparation of Financial Statements:

#### a) Statement of Compliance:

The Financial Statements of the Company, are prepared in accordance with the Indian Accounting Standards (Ind AS) under the historical cost convention on the accrual basis. The Ind AS are prescribed under section 133 of the Companies Act, 2013, and the relevant provisions thereof.

#### b) Basis of Preparation:

Accounting policies have been consistently applied except where a newly issued Accounting Standard is initially adopted or a revision to an existing Accounting Standard requires a change in the accounting policy hitherto in use. The Company has prepared these Financial Statements as per the format prescribed in Schedule III to the Companies Act, 2013.

#### c) Functional and Presentation Currency:

The Financial Statements have been presented in Indian Rupees (INR), which is the Company's functional currency. All financial information presented in INR has been rounded off to the nearest two decimals of Lakhs unless otherwise stated.

#### d) Use of Estimates:

The preparation of the Financial Statements in conformity with the Ind AS requires Management to make estimates and assumptions. These estimates and assumptions affect the reported amount of assets and liabilities, disclosure of contingent liabilities as on the date of the Financial Statements and the reported amount of revenues and expenses during the reporting period. Difference between the actual results and estimates are recognized in the period in which the results are known/ materialized.

#### e) Classification of Assets and Liabilities as Current and Non-Current:

All Assets and Liabilities have been classified as Current or Non-Current as per the Company's normal operating cycle and other criteria set out in the Schedule III to the Companies Act, 2013. Based on the nature of product & activities of the Company and their realisation in cash and cash equivalent, the Company has determined its operating cycle as twelve months for the purpose of Current and Non-Current classification of assets and liabilities. Deferred tax assets and liabilities are classified as non-current assets and liabilities.



## Notes to Standalone Financial Statements

as at and for the year ended March 31, 2022 (Contd.)

### III. Significant Accounting Policies:

#### a) Property, Plant and Equipments (PPE):

PPE are stated at cost of acquisition (net of Tax / Duty credit availed) or construction less accumulated depreciation and impairment loss, if any. Cost includes any directly attributable cost of bringing each asset to its working condition for intended use.

Assets under installation or under construction as at Balance Sheet date are shown as Capital work in progress together with project expenses.

Subsequent expenditure on major maintenance or repairs includes the cost of the replacement of parts of assets and overhaul costs. Where an asset or part of an asset is replaced and it is probable that future economic benefits associated with the item will be available to the Company, the expenditure is capitalised and the carrying amount of the item replaced is derecognised. Similarly, overhaul costs associated with major maintenance are capitalised and depreciated over their useful lives where it is probable that future economic benefits will be available and any remaining carrying amounts of the cost of previous overhauls are derecognised.

#### Decommissioning Liability:

Cost of PPE also includes the estimate of the costs of dismantling and removing the item and restoring the land back on vacant conditions at the end of lease period. The Company has estimated such costs being the present value of future liability for decommissioning. Such costs are capitalized and a provision of the equivalent amount has been created. The provision is periodically increased by adding the interest cost at the IRR determined by the Company.

#### Disposal of Assets:

An item of PPE is derecognised upon disposal or when no future economic benefits are expected to arise from the continued use of the asset. Any gain or loss arising on the disposal or retirement of an item of PPE is determined as the difference between net disposal proceeds and the carrying amount of the asset and is recognised in the Statement of Profit and Loss.

#### Intangible Assets:

Intangible Assets are stated at cost of acquisition less accumulated depreciation & impairment loss, if any.

An intangible asset is derecognised on disposal, or when no future economic benefits are expected from use. Gains or losses arising from derecognition of an intangible asset, measured as the difference between the net disposal proceeds and the carrying amount of the asset are recognised in the Statement of Profit and Loss when the asset is derecognised.

#### b) Depreciation & Amortization:

The Company depreciates PPE over their estimated useful lives as per the provisions of the Schedule II of the Companies Act, 2013. The estimated useful lives of PPE are as follows:

Sr. No.	Particulars	Useful Life	Method
1.	Factory Buildings	30	WDV
2.	Non Factory Buildings	60	WDV
3.	Plant, Machinery & Equipments*	05-20	WDV
4.	Furniture, Fixtures and office equipments*	05-10	WDV
5.	Motor Vehicles	08-10	WDV
6.	Computers & other IT Assets	03	WDV
7.	Roads & Drainage*	20	WDV
8.	Intangible Assets*	03	WDV



## Notes to Standalone Financial Statements

as at and for the year ended March 31, 2022 (Contd.)

\*Based on technical evaluation, the Management believes that the useful lives as given above best represents the period over which Management expects to use these assets. Hence, the useful lives for these assets are different from the useful lives as prescribed under Part C of Schedule II of the Companies Act 2013.

In respect of incremental cost arising on account of realized / notional gain / loss on foreign currency liability for acquisition of fixed assets, depreciation is provided over the remaining residual life of the respective assets.

Assets individually costing Rs.5,000 and below are fully depreciated in the period of acquisition in the year of acquisition.

Right to use assets (Lease Hold Land) is amortised on straight line method over the period of lease.

Depreciation methods, useful lives and residual values are reviewed at least at the end of each financial year.

### c) Investment Properties:

Investment properties held to earn rentals or for capital appreciation or both are stated in the Balance Sheet at cost, less accumulated depreciation and subsequent impairment losses. Any gain or loss on disposal of investment property is determined as the difference between net disposal proceeds and the carrying amount of the property and is recognised in the Statement of Profit and Loss. Transfer to, or from, investment property is done at the carrying amount of the property.

### d) Impairment of Assets:

The carrying amounts of assets are reviewed at each Balance Sheet date to determine if there is any indication of impairment based on internal / external factors. An impairment loss is recognized whenever the carrying amount of an asset exceeds its recoverable amount. The recoverable amount is the greater of the net selling price and value in use. In assessing the value in use, the estimated future cash flows are discounted to their present value based on an appropriate discount factor. The impairment loss recognized in the prior accounting years is reversed if there has been a change in the estimate of recoverable amount.

### e) Assets held for Sale:

The Company recognize Assets for Sale of those assets which are not in use and identified for sale / disposal. The same is valued at net carrying amount or realizable value whichever is lower.

### f) Investments:

#### Investment in subsidiary & associates

The investments are classified as Non-current Investment and the same is accounted at Cost.

#### Other Investments

Current investments are carried at the lower of cost or quoted/ fair value, computed category-wise.

### g) Valuation of Inventories:

Inventories of raw materials, stores, spares, machinery parts, building materials, loose tools etc. are valued at weighted average cost, after providing for obsolescence, if any.

Work in process is valued at cost.

Finished goods & Stock-in-trade are valued at lower of cost or net realizable value.

The cost of finished goods and work in progress includes raw materials, direct labour, other direct costs and related production overheads.



## Notes to Standalone Financial Statements

as at and for the year ended March 31, 2022 (Contd.)

Net realizable value represents the estimated selling price for inventories less all estimated costs of completion costs necessary to make the sale.

Stock of scrap is valued at realizable value.

Biological assets other than bearer plants which are matured and have market value are valued at fair value Biological Assets which are immature are valued at cost.

### **h) Revenue Recognition:**

Revenue is recognized on transfer of significant risks and rewards of ownership to the buyer and are adjusted for discounts (net), Taxes and foreign exchange differences. Turnover is net of Goods & Service Tax collected on behalf of the Government.

Revenue from contracts with customers is recognised in accordance with Ind AS 115, when control of the goods or services are transferred to the customer at an amount that reflects the consideration to which the Company expects to be entitled in exchange for those goods or services.

Revenue is measured at the fair value of the consideration received / receivable taking into account contractually defined terms of payment and excluding taxes or duties collected on behalf of the Government.

Sale of goods is recognised at the point in time when control of the goods is transferred to the customer. The revenue is measured on the basis of the consideration defined in the contract with a customer, including variable consideration, such as discounts, volume rebates, or other contractual reductions. As the period between the date on which the Company transfers the promised goods to the customer and the date on which the customer pays for these goods is generally one year or less, no financing components are taken into account.

Export Incentive Scheme Benefits are recognized on accrual basis.

Interest income is recognized on time proportion basis taking into account the amount outstanding and rate applicable.

Dividend income from investments purchased is recognised when the shareholder's right to receive payment has been established

Rental income from investment properties and subletting of properties is recognised on a straight line basis over the term of the relevant leases

Insurance and other claims, to the extent considered recoverable, are accounted for in the year of claim.

### **i) Cash and Cash Equivalents:**

Cash and cash equivalents comprise cash on hand, Cash at Bank and demand deposits with banks which are subject to an insignificant risk of change in value.

### **j) Research and Development Expenditure:**

Revenue expenditure on research & development is charged to Profit & Loss account and capital expenditure is added to the cost of fixed assets in the year in which it is Incurred.

### **k) Employee Benefits:**

Contribution to Provident Fund is accounted for on accrual basis. The Provident Fund contributions are made to a Trust administered by the Company. The interest rate payable to the members of the Trust is not lower than statutory rate of interest declared by the Central Government under the Employees Provident Funds and Miscellaneous' Provisions Act, 1952 and shortfall, if any, is made good by the Company. Such shortfall on account of interest, if any, is recognized in the Statement of Profit and Loss.



## Notes to Standalone Financial Statements

as at and for the year ended March 31, 2022 (Contd.)

Company's defined contributions made to Pension Fund of Government and Superannuation Scheme of Life Insurance Corporation of India are charged to the Statement of Profit and Loss on accrual basis.

Contribution to Gratuity Fund and provision for Leave Encashment is based on actuarial valuation carried out as on the Balance Sheet date as per Projected Unit Credit Method.

The Company recognizes the net obligation of a defined benefit plan in its balance sheet as an asset or liability. Gains or losses through re-measurements of the net defined benefit liability/ (asset) are recognized in other comprehensive income.

### **l) Earnings Per Share(EPS):**

Basic earnings per equity share is computed by dividing the net profit attributable to the equity holders of the company by the weighted average number of equity shares outstanding during the period.

The number of equity shares are adjusted retrospectively for all periods presented for any share splits and bonus shares issues including for changes effected prior to the approval of the financial statements by the Board of Directors.

### **m) Foreign Currency Transactions:**

Foreign currency transactions are accounted at the exchange rates prevailing on the date of transactions.

Foreign currency current assets and current liabilities outstanding at the balance sheet date are translated at the exchange rate prevailing on that date and the resultant gain or loss is recognized in the Statement of Profit & Loss.

Any income or expenses on account of exchange difference either on settlement or on translation is recognized in the Statement of Profit and Loss except in case of long term liabilities, where they relate to acquisition or construction of fixed assets, in which case they are adjusted to the carrying cost of such assets in accordance with the exemption under Para D13AA of Ind AS 101.

### **n) Financial Instruments:**

#### **Financial Assets :**

Financial assets are classified as 'equity instrument' if it is a non-derivative and meets the definition of 'equity' for the issuer. All other non-derivative financial assets are 'debt

All Financial Assets are recognised on trade date when the purchase of a financial asset is under a contract whose term requires delivery of the financial asset within the timeframe established by the market concerned. Financial assets are initially measured at fair value, plus transaction costs, except for those financial assets which are classified as at fair value through profit or loss (FVTPL) at inception. All recognised financial assets are subsequently measured in their entirety at either amortised cost or fair value.

#### **Trade Receivables:**

A Receivable is classified as a 'trade receivable' if it is in respect to the amount due from customers on account of goods sold or services rendered in the ordinary course of business. Trade receivables are recognised at transaction value and subsequently measured at transaction value less provision for impairment. For some trade receivables the Company may obtain security in the form of guarantee, security deposit or letter of credit which can be called upon if the counterparty is in default under the terms of the agreement.

Impairment is made on the expected credit losses, which are the present value of the cash shortfalls over the expected life of financial assets. The estimated impairment losses are recognised in a separate provision for impairment and the impairment losses are recognised in the Statement of Profit and Loss within other expenses.





## Notes to Standalone Financial Statements

as at and for the year ended March 31, 2022 (Contd.)

### **Financial assets at Fair Value through Profit and Loss (FVTPL):**

Financial assets that do not meet the criteria of classifying as amortised cost or fair value through other comprehensive income described above, or that meet the criteria but the entity has chosen to designate as at FVTPL at initial recognition, are measured at FVTPL.

Investments in equity instruments are classified as at FVTPL, unless the Company designates an investment that is not held for trading at FVTOCI at initial recognition.

Financial assets classified at FVTPL are initially measured at fair value excluding transaction costs.

Financial assets at FVTPL are subsequently measured at fair value, with any gains or losses arising on remeasurement recognised in the statement of profit and loss.

Dividend income on investments in equity instruments at FVTPL is recognised in the statement of profit and loss in investment income when the Company's right to receive the dividends is established, it is probable that the economic benefits associated with the dividend will flow to the entity; and the amount of the dividend can be measured reliably.

### **Derecognition of Financial Assets:**

The Company derecognises a financial asset on trade date only when it transfers the financial asset and substantially all the risks and rewards of ownership of the asset to another entity.

On derecognition of a financial asset other than in its entirety (e.g. when the Company retains an option to repurchase part of a transferred asset), the Company allocates the previous carrying amount of the financial asset between the part it continues to recognise under continuing involvement, and the part it no longer recognises on the basis of the relative fair values of those parts on the date of the transfer. The difference between the carrying amount allocated to the part that is no longer recognised and the sum of the consideration received for the part no longer recognised and any cumulative gain or loss allocated to it that had been recognised in other comprehensive income is recognised in the statement of profit and loss. Cumulative gain or loss that had been recognised in other comprehensive income is allocated between the part that continues to be recognised and the part that is no longer recognised on the basis of the relative fair values of those parts.

### **Financial Liability:**

Financial liabilities are classified as either financial liabilities 'at FVTPL' or 'other financial liabilities'.

Financial liabilities are classified as at FVTPL when the financial liability is either held for trading or it is designated as at FVTPL.

Financial liabilities are subsequently carried at amortized cost using the effective interest method, except for loans where the difference between IRR and normal rate of interest was immaterial.

Fair value is the price that would be received to sell an asset or paid to transfer a liability in an orderly transaction between market participants at the measurement date, regardless of whether that price is directly observable or estimated using another valuation technique. In estimating the fair value of an asset or a liability, the Company take into account the characteristics of the asset or liability if market participants would take those characteristics into account when pricing the asset or liability at the measurement date. Fair value for measurement and/or disclosure purposes in these financial statements is determined on such a basis, except for employee share-based payment, leasing transactions, and measurements that have some similarities to fair value but are not fair value, such as net realisable value in Inventories or value in use in Impairment of Assets. The basis of fair valuation of these items are given as part of their respective accounting policies.



## Notes to Standalone Financial Statements

as at and for the year ended March 31, 2022 (Contd.)

### **Derivative Financial Instruments:**

The Company uses derivative financial instruments, such as forward currency contracts and interest rate swaps to hedge its foreign currency risks and interest rate risks. Derivative financial instruments are initially recognised at fair value on the date a derivative contract is entered into and are subsequently re-measured at their fair value at the end of each period. The method of recognizing the resulting gain or loss depends on whether the derivative is designated as a hedging instrument, and if so, on the nature of the item being hedged. Any gains or losses arising from changes in the fair value of derivatives are taken directly to profit or loss.

### **Trade and Other Payables:**

A payable is classified as 'trade payable' if it is in respect of the amount due on account of goods purchased or services received in the normal course of business. These amounts represent liabilities for goods and services provided to the Company prior to the end of financial year which are unpaid. Trade and other payables are presented as current liabilities unless payment is not due within 12 months after the reporting period.

### **Other Financial Liabilities:**

Other financial liabilities, including borrowings, are initially measured at fair value, net of transaction costs. Other financial liabilities are subsequently measured at amortised cost using the effective interest method, with interest expense recognised on an effective yield basis.

The effective interest method is a method of calculating the amortised cost of a financial liability and of allocating interest expense over the relevant period. The effective interest rate is the rate that exactly discounts estimated future cash payments through the expected life of the financial liability, or (where appropriate) a shorter period, to the net carrying amount on initial recognition.

### **o) Borrowing Cost:**

Borrowings costs that are attributable to the acquisition or construction of qualifying assets up to the date when they are ready for their intended use and other borrowing costs are charged to profit and loss account.

### **p) Taxation:**

Provision for Taxation is determined on the basis of the Taxable profits computed for the current accounting period in accordance with the Income Tax Act, 1961.

Deferred Tax resulting from "temporary difference" between the carrying amount of an asset or liability in the balance sheet and its tax base book profit and taxable profit for the year is accounted for using the tax rates and laws that have been enacted or substantially enacted as on the balance sheet date. The deferred tax asset is recognized and carried forward only to the extent that there is a virtual certainty that the asset will be adjusted in future.

Minimum Alternate Tax credit is recognized, as an asset only when and to the extent there is convincing evidence that the Company will pay normal income tax during the specified period.

### **q) Provisions, Contingent Liabilities and Contingent Assets :**

Provisions are recognized when there is a present obligation (legal or constructive) as a result of a past event and it is probable ("more likely than not") that it is required to settle the obligation, and a reliable estimate can be made of the amount of the obligation.

The amount recognised as a provision is the best estimate of the consideration required to settle the present obligation at the balance sheet date, taking into account the risks and uncertainties surrounding the obligation. Where a provision is measured using the estimated cash flow to settle the present obligation, its carrying amount is the present value of



## Notes to Standalone Financial Statements

as at and for the year ended March 31, 2022 (Contd.)

those cash flows. The discount rate used is a pre-tax rate that reflects current market assessments of the time value of money in that jurisdiction and the risks specific to the liability.

Contingent Liability is disclosed after careful evaluation of facts, uncertainties and possibility of reimbursement. Contingent liabilities are not recognised but are disclosed in notes.

Contingent Assets are not recognised in financial statements but are disclosed, since the former treatment may result in the recognition of income that may or may not be realised. However, when the realisation of income is virtually certain, then the related asset is not a contingent asset and its recognition is appropriate.

### r) Government Grants:

Incentive received from the Government under sales tax deferral scheme, which is interest free in nature is determined based on fair value. Fair value is determined on the present value technique based on cash flow payable under the scheme & the same is amortized over the remaining period of sales tax deferral loan.

### s) Leases:

On April 1, 2019, the Company adopted Ind AS 116, Leases. Accordingly, the policy for Leases as presented in the Company's Annual Report is amended as under:

The Company evaluates if an arrangement qualifies to be a lease as per the requirements of Ind AS 116 Leases. Identification of a lease requires significant judgment. The Company uses significant judgement in assessing the lease term (including anticipated renewals) and the applicable discount rate. The Company determines the lease term as the non-cancellable period of a lease, together with both periods covered by an option to extend the lease if the Company is reasonably certain to exercise that option; and periods covered by an option to terminate the lease if the Group is reasonably certain not to exercise that option. In assessing whether the Company is reasonably certain to exercise an option to extend a lease, or not to exercise an option to terminate a lease, it considers all relevant facts and circumstances that create an economic incentive for the Company to exercise the option to extend the lease, or not to exercise the option to terminate the lease. The Company revises the lease term if there is a change in the non-cancellable period of a lease. The discount rate is generally based on the incremental borrowing rate specific to the lease being evaluated or for a portfolio of leases with similar characteristics

#### The Company as lessee:

At the inception of the contract, the Company assesses whether a contract contains a lease. A contract is, or contains, a lease if the contract conveys the right to control the use of an identified asset for a period of time in exchange for consideration. For the purpose of identifying if a contract contains a lease, the Company assesses whether:

- (i) the contract involves the use of an identified asset
- (ii) the Company has substantially all of the economic benefits from use of the asset through the period of the lease, and
- (iii) the Company has the right to direct the use of the asset.

At the date of commencement of the lease, the Company recognizes a right-of-use asset ("ROU") and a corresponding lease liability for all lease arrangements in which it is a lessee, except in case of low value leases and short term leases (a term of less than twelve months) wherein the lease payments are recognized as an operating expense on a straight-line basis over the term of the lease.

The lease liability is initially measured at amortized cost at the present value of the future lease payments. The lease payments are discounted using the interest rate implicit in the lease or, if not readily determinable, using the incremental borrowing rates.



## Notes to Standalone Financial Statements

as at and for the year ended March 31, 2022 (Contd.)

Certain lease arrangements includes the options to extend or terminate the lease before the end of the lease term. ROU assets and lease liabilities includes these options when it is reasonably certain that they will be exercised. Lease liabilities are re-measured with a corresponding adjustment to the related right of use asset if the Company changes its assessment if whether it will exercise an extension or a termination option.

The right-of-use assets are initially recognized at cost. Cost includes the initial amount of the lease liability adjusted for any lease payments made at or prior to the commencement date of the lease plus any initial direct costs less any lease incentives. They are subsequently measured at cost less accumulated depreciation and impairment losses.

Right-of-use assets are depreciated from the commencement date on a straight-line basis over the useful life of the underlying asset or the lease term whichever is shorter. Right of use assets are tested for impairment whenever events or changes in circumstances indicate that their carrying amounts may not be recoverable.

Lease liability and ROU asset have been separately presented in the Balance Sheet and lease payments have been classified as financing cash flows.

### t) Recent accounting pronouncements:

Ministry of Corporate Affairs ("MCA") notifies new standard or amendments to the existing standards. There is no such notification which would have been applicable from 1st April 2022.

MCA issued notifications dated 24th March, 2021 to amend Schedule III to the Companies Act, 2013 to enhance the disclosures required to be made by the Company in its financial statements. These amendments are applicable to the Company for the financial year starting 1st April 2022.

### u) Significant accounting judgements, estimates and assumptions

- The preparation of financial statements requires the use of accounting estimates which, by definition, will seldom equal the actual results. Management also needs to exercise judgement in applying the company's accounting policies.
- The estimates and judgements involves a higher degree of judgement or complexity, and of items which are more likely to be materially adjusted due to estimates and assumptions turning out to be different than those originally assessed. Detailed information about each of these estimates and judgements is included in relevant notes together with information about the basis of calculation for each affected line item in the financial statements.

Critical estimates and judgements

The areas involving critical estimates or judgements are:

- Estimation of current tax expense and payable
- Estimated useful life of PPE & intangible assets
- Estimation of defined benefit obligation
- Recognition of revenue
- Recognition of deferred tax assets for carried forward tax losses
- Impairment of trade receivables and other financial assets

Estimates and judgements are continually evaluated. They are based on historical experience and other factors, including expectations of future events that may have a financial impact on the company and that are believed to be reasonable under the circumstances.



# Notes to Standalone Financial Statements

as at and for the year ended March 31, 2022 (Contd.)

(₹ in Lakhs)

## Note 2 | PROPERTY, PLANT AND EQUIPMENT

Sr. no.	Particulars	Property Plant and Equipment					Right of use assets				Grand Total	
		Freehold Land	Buildings	Plant and Machinery	Furniture's and fixtures	Other Assets	Total Property Plant and Equipment	Lease hold land (Finance Lease)	Lease hold land	Lease hold Premises		Total Right of use assets
	<b>Gross carrying value as at April 01, 2020</b>	<b>61.61</b>	<b>23,077.01</b>	<b>2,22,894.78</b>	<b>665.23</b>	<b>1,497.52</b>	<b>2,48,196.15</b>	<b>162.04</b>	<b>56.91</b>	<b>-</b>	<b>218.95</b>	<b>2,48,415.10</b>
1	Additions	-	1,057.21	7,047.81	16.52	78.90	8,200.44	-	-	-	-	8,200.44
2	Deletions	-	(1.42)	(3,735.96)	-	(11.68)	(3,749.06)	-	-	-	-	(3,749.06)
	<b>Gross carrying value as at March 31, 2021</b>	<b>61.61</b>	<b>24,132.80</b>	<b>2,26,206.63</b>	<b>681.75</b>	<b>1,564.74</b>	<b>2,52,647.53</b>	<b>162.04</b>	<b>56.91</b>	<b>-</b>	<b>218.95</b>	<b>2,52,866.48</b>
	<b>Accumulated Depreciation as at April 01, 2020</b>	<b>-</b>	<b>14,330.77</b>	<b>1,41,861.14</b>	<b>390.88</b>	<b>1,307.41</b>	<b>1,57,890.21</b>	<b>-</b>	<b>2.09</b>	<b>-</b>	<b>2.09</b>	<b>1,57,892.30</b>
1	Depreciation	-	970.38	14,120.63	96.61	94.71	15,282.33	-	2.09	-	2.09	15,284.42
2	Eliminated on disposal of asset	-	(1.40)	(3,017.33)	-	(11.61)	(3,030.34)	-	-	-	-	(3,030.34)
	<b>Accumulated Depreciation as at March 31, 2021</b>	<b>-</b>	<b>15,299.75</b>	<b>1,52,964.44</b>	<b>487.49</b>	<b>1,390.51</b>	<b>1,70,142.19</b>	<b>-</b>	<b>4.18</b>	<b>-</b>	<b>4.18</b>	<b>1,70,146.38</b>
	<b>Net carrying value as at March 31, 2021</b>	<b>61.61</b>	<b>8,833.05</b>	<b>73,242.18</b>	<b>194.26</b>	<b>174.23</b>	<b>82,505.34</b>	<b>162.04</b>	<b>52.73</b>	<b>-</b>	<b>214.76</b>	<b>82,720.10</b>
	<b>Gross carrying value as at April 01, 2021</b>	<b>61.61</b>	<b>24,132.80</b>	<b>2,26,206.63</b>	<b>681.75</b>	<b>1,564.74</b>	<b>2,52,647.53</b>	<b>162.04</b>	<b>56.91</b>	<b>-</b>	<b>218.95</b>	<b>2,52,866.48</b>
1	Additions	-	501.38	2,671.65	34.01	57.56	3,264.60	-	-	2,512.77	2,512.77	5,777.37
2	Deletions / Adjustments	-	(4.47)	(284.84)	(7.71)	(67.10)	(364.12)	-	-	-	-	(364.12)
	<b>Gross carrying value as at March 31, 2022</b>	<b>61.61</b>	<b>24,629.71</b>	<b>2,28,593.44</b>	<b>708.05</b>	<b>1,555.20</b>	<b>2,55,548.01</b>	<b>162.04</b>	<b>56.91</b>	<b>2,512.77</b>	<b>2,731.72</b>	<b>2,58,279.73</b>
	<b>Accumulated Depreciation as at April 01, 2021</b>	<b>-</b>	<b>15,299.75</b>	<b>1,52,964.44</b>	<b>487.49</b>	<b>1,390.51</b>	<b>1,70,142.19</b>	<b>-</b>	<b>4.18</b>	<b>-</b>	<b>4.18</b>	<b>1,70,146.38</b>
1	Depreciation	-	939.27	12,359.25	54.81	83.34	13,436.67	-	-	353.30	353.30	13,789.97
2	Eliminated on disposal of asset / Adjustments	-	(17.59)	(256.41)	(7.71)	(57.00)	(338.71)	-	-	-	-	(338.71)
	<b>Accumulated Depreciation as at March 31, 2022</b>	<b>-</b>	<b>16,221.43</b>	<b>1,65,067.28</b>	<b>534.59</b>	<b>1,416.85</b>	<b>1,83,240.15</b>	<b>-</b>	<b>4.18</b>	<b>353.30</b>	<b>357.48</b>	<b>1,83,597.63</b>
	<b>Net carrying value as at March 31, 2022</b>	<b>61.61</b>	<b>8,408.28</b>	<b>63,526.16</b>	<b>173.46</b>	<b>138.35</b>	<b>72,307.86</b>	<b>162.04</b>	<b>52.73</b>	<b>2,159.47</b>	<b>2,374.24</b>	<b>74,682.10</b>

1. Lease hold land represents the amount paid to Karnataka Industrial Area Development Board (KIADB), Bangalore against allotment of land at Kesaroli Village Haliyal on Lease cum sale basis.

Note 3   CAPITAL WORK-IN-PROGRESS	As at	
	March 31, 2022	March 31, 2021
<b>Opening Balance</b>	<b>2,469.01</b>	<b>5,532.28</b>
Add: Additions during the year	2,202.66	5,499.62
	<b>4,671.67</b>	<b>11,031.90</b>
Less: Capitalised during the year	3,263.87	8,562.89
<b>Closing Balance</b>	<b>1,407.80</b>	<b>2,469.01</b>



## Notes to Standalone Financial Statements

as at and for the year ended March 31, 2022 (Contd.)

(₹ in Lakhs)

### Capital work in progress ageing schedule

Sl. No.	Particulars	Amount in CWIP for a period of 2021-22				Total
		Less than 1 year	1 - 2 years	2 - 3 years	More than 3 years	
i)	Projects in progress	274.08	136.54	41.67	955.51	1,407.80
ii)	Projects temporarily suspended	-	-	-	-	-

Sl. No.	Particulars	Amount in CWIP for a period of 2020-21				Total
		Less than 1 year	1 - 2 years	2 - 3 years	More than 3 years	
i)	Projects in progress	1,413.54	96.44	956.87	2.16	2,469.01
ii)	Projects temporarily suspended	-	-	-	-	-

As at	
March 31, 2022	March 31, 2021

#### Note 4 | INTANGIBLE ASSETS

Computer Software		
Cost	761.24	649.95
Additions	4.82	111.29
Deletion/Adjustments	0.93	-
<b>Closing gross value</b>	<b>766.99</b>	<b>761.24</b>
Accumulated amortization	660.41	596.27
Amortization expense	42.82	64.14
Deletion/Adjustments	0.05	-
<b>Closing accumulated amortization</b>	<b>703.28</b>	<b>660.41</b>
<b>Net Carrying Value of Intangible Assets</b>	<b>63.71</b>	<b>100.83</b>

#### Note 5 | BIOLOGICAL ASSETS OTHER THAN BEARER PLANTS

<b>Opening balance</b>	<b>728.88</b>	<b>760.43</b>
Expenses during the year	27.34	106.95
Consumption during the year	(81.88)	(138.50)
<b>Closing balance</b>	<b>674.34</b>	<b>728.88</b>
<b>Reconciliation</b>		
<b>Non-current assets</b>		
Immature crops [Refer Note no.48]	674.34	684.49
<b>Total non-current assets</b>	<b>674.34</b>	<b>684.49</b>
<b>Current assets</b>		
Matured crops	-	44.39
<b>Total current assets</b>	<b>-</b>	<b>44.39</b>
<b>Total Biological Assets Other Than Bearer Plants</b>	<b>674.34</b>	<b>728.88</b>



## Notes to Standalone Financial Statements

as at and for the year ended March 31, 2022 (Contd.)

(₹ in Lakhs)

Note 6	INVESTMENTS	As at	
		March 31, 2022	March 31, 2021
	<b>Non Current</b>		
	<b>Investment in Subsidiaries</b>		
	<b>Quoted (at cost)</b>		
	2,87,13,400 Equity Shares (Previous Year : 2,87,13,400 ) of ₹ 10 each of Andhra Paper Limited(Formerly known as International Paper APPM Limited)	91,159.94	91,159.94
	<b>Unquoted (at cost)</b>		
	19,940 Equity Shares (Previous Year : 19,940 ) of ₹ 10 each of West Coast Opticable Limited	1.99	1.99
	<b>Total Investments in Subsidiaries</b>	<b>91,161.93</b>	<b>91,161.93</b>
	<b>Investment in Associates*</b>		
	<b>Unquoted (at cost)</b>		
	18,50,130 Equity Shares (Previous Year 18,50,130) of ₹ 10 each of Speciality Coatings & Lamination Limited	-	-
	<b>Total Investment in Associates</b>	-	-
	<b>Total Investment in Subsidiaries and Associates</b>	<b>91,161.93</b>	<b>91,161.93</b>
	<b>Others</b>		
	<b>Quoted (at fair value through Profit or Loss)</b>		
	5,42,399 Equity Shares (Previous Year : 5,42,399 ) of ₹10 each of Jayashree Chemicals Ltd	34.93	17.63
	<b>Unquoted (at fair value through Profit or Loss)</b>		
	20,943 Equity Shares (Previous Year : 20,943 ) of ₹10 each of Kilkotagiri and Thirumbadi Plantations Ltd.,	35.27	35.27
	37 Equity Shares ( Previous Year : 37) of ₹ 100 each of Placid Limited	0.01	0.01
		<b>70.21</b>	<b>52.91</b>
	<b>Investments in Government securities (at amortised cost)</b>		
	6 Year National Savings Certificate	0.10	0.10
	<b>Total of Other Investments</b>	<b>70.31</b>	<b>53.01</b>
	<b>Total of Non-Current Investments</b>	<b>91,232.24</b>	<b>91,214.94</b>



## Notes to Standalone Financial Statements

as at and for the year ended March 31, 2022 (Contd.)

(₹ in Lakhs)

	As at	
	March 31, 2022	March 31, 2021
<b>Current</b>		
<b>Unquoted</b>		
<b>Investments in Bonds (at amortised cost)</b>		
8.0462% 100 bonds (Previous Year Nil) of Tata Capital limited @ ₹ 1028320 each	1,028.32	-
5.41% 100 bonds (Previous Year Nil) of Aseem Infrastructure limited @ ₹ 1011865.01 each	1,011.87	-
<b>Investments in Mutual Funds (at fair value through Profit or Loss)</b>		
Axis Bank Liquid Fund - Direct Growth 60769.83 Units (Previous Year Nil units) of ₹ 10 each. NAV : ₹ 2364.08 (Previous Year Nil)	1,436.65	-
Aditya Birla Liquid Fund Direct Growth 262990.49 Units(Previous Year Nil units) of ₹ 10 each. NAV : ₹ 343.13 (Previous Year Nil)	902.39	-
Mirae Liquid Fund Direct Growth 40155.51 Units(Previous Year Nil units) of ₹ 10 each. NAV : ₹ 2247.06 (Previous Year Nil)	902.32	-
Tata Money Market Fund Direct Growth 34066.64 Units(Previous Year Nil units) of ₹ 10 each. NAV : ₹ 3825.35 (Previous Year Nil)	1,303.16	-
Axis Money Market Fund Direct Growth 112945.92 Units(Previous Year Nil units) of ₹ 10 each. NAV : ₹ 1151.79 (Previous Year Nil)	1,300.89	-
Nippon Money Market Fund Direct Growth 20909.83 Units(Previous Year Nil units) of ₹ 10 each. NAV : ₹ 3350.56 (Previous Year Nil)	700.60	-
SBI ETF Nifty 50 150000 Units(Previous Year Nil units) of ₹ 10 each. NAV : ₹ 178.68 (Previous Year Nil)	268.02	-
<b>Total of Current Investments</b>	<b>8,854.22</b>	-
<b>Total of Current and Non-current Investments</b>	<b>1,00,086.46</b>	<b>91,214.94</b>
Aggregate cost of quoted investments	91,254.91	91,254.91
Aggregate market value of quoted investments	84,653.32	62,914.33
Aggregate amount of unquoted investments	8,891.59	37.37

\* Investment in associates are valued at ₹ Nil due to erosion in net worth of associate companies resulting in impairment of value recognised in earlier years. The cost of investment was ₹185.01 Lakh's





## Notes to Standalone Financial Statements

as at and for the year ended March 31, 2022 (Contd.)

(₹ in Lakhs)

Note 7	LOANS	As at	
		March 31, 2022	March 31, 2021
	<b>Non-current</b>	-	-
	<b>Total of Non-Current Loans</b>	-	-
	<b>Current</b>		
	<b>Unsecured considered good</b>		
	a) Loan to employees	52.23	39.14
	b) Loans to related parties (Subsidiary)	451.00	1,063.00
	c) Inter-corporate deposits*	100.00	-
	<b>Total of Current Loans</b>	<b>603.23</b>	<b>1,102.14</b>
	<b>Total of Current and Non-Current Loans</b>	<b>603.23</b>	<b>1,102.14</b>
	*Inter-Corporate Deposit (ICD) placed at different corporates, maximum amount outstanding during the year was ₹ 3,600.00 lakhs (Previous Year: ₹ Nil) and amount outstanding as at March 31, 2022 is ₹ 100.00 lakhs (Previous Year: ₹ Nil) at the interest rate of 6.50% (Previous Year: Nil) per annum.		
<b>Note 8</b>	<b>OTHER FINANCIAL ASSETS (Unsecured considered good unless otherwise stated)</b>		
	<b>Non-current</b>		
	Security deposit	236.29	238.94
	<b>Total Non-Current Other Financial Assets</b>	<b>236.29</b>	<b>238.94</b>
	<b>Current</b>		
	Security deposit*	611.87	173.45
	Interest on ICD receivable	1.03	-
	<b>Total Current Other Financial Assets</b>	<b>612.90</b>	<b>173.45</b>
	<b>Total of Other Financial Assets</b>	<b>849.19</b>	<b>412.39</b>
	* includes security deposit with related parties ₹ 46.80 Lakh's (Previous Year - ₹ 48.30 Lakh's)		
<b>Note 9</b>	<b>OTHER NON-CURRENT ASSETS</b>		
	Capital advances	296.69	74.13
	Deposit with customs	51.42	51.42
	Prepaid expenses	135.21	1.27
	<b>Total Other Non-Current Assets</b>	<b>483.32</b>	<b>126.82</b>
<b>Note 10</b>	<b>CURRENT TAX ASSETS (NET)</b>		
	Advance tax / Tax paid at source (net of provision)* (Refer Note No. 38(1)(b))	574.08	617.37
	<b>Total of Current Tax Assets (Net)</b>	<b>574.08</b>	<b>617.37</b>
	* Provision for tax ₹ 4495.45 lakh's and Advance Tax ₹ 4430.40 Lakh's is pertaining to current year.		



## Notes to Standalone Financial Statements

as at and for the year ended March 31, 2022 (Contd.)

(₹ in Lakhs)

Note 11	DEFERRED TAX ASSETS (NET)	As at	
		March 31, 2022	March 31, 2021
	Deferred tax liabilities on account of WDV of fixed assets	(8,449.20)	(9,841.32)
		<b>(8,449.20)</b>	<b>(9,841.32)</b>
	Deferred tax assets on account of:		
	Disallowances under section 43B of Income Tax Act	(1,051.30)	(793.38)
	Adjustments to Ind AS	(1,866.87)	(1,633.27)
	Tax Holiday period	-	(1.03)
	Provision for doubtful debts	(158.02)	(179.87)
		<b>(3,076.19)</b>	<b>(2,607.55)</b>
	Total Deferred Tax Liabilities	(5,373.01)	(7,233.77)
	Less: MAT Credit (Entitlement) / Reversal*	(13,786.95)	(14,074.78)
	<b>Total Deferred Tax Assets (Net)</b>	<b>8,413.94</b>	<b>6,841.01</b>

\*Management expects that it would earn sufficient taxable income in future and therefore will be in a position to pay normal tax within the period specified under them Income Tax Act, 1961 and accordingly MAT credit entitlement has been recognized.

Note 12	INVENTORIES		
	Raw Materials *	7,595.47	3,932.97
	Work in progress	569.87	455.46
	Finished Goods	2,499.23	5,003.49
	Stores and spares #	13,609.44	14,192.47
	Loose tools	331.41	328.38
	Stock at scrap	23.23	134.47
	<b>Total Inventories</b>	<b>24,628.65</b>	<b>24,047.24</b>

\* includes Raw Material in transit of ₹ 2.38 Lakhs (Previous Year : ₹ 161.72 Lakhs)

# includes Stores and Spares in transit of ₹ 194.98 Lakhs (Previous Year : ₹ 80.12 Lakh's)

Note 13	TRADE RECEIVABLES		
	<b>Current</b>		
	Considered good - Secured	4,239.29	3,721.49
	Considered good - Unsecured *	8,923.38	8,836.67
	Trade Receivable which have significant increase in credit risk	195.22	-
	Trade Receivable - Credit Impaired	452.22	514.73
		<b>13,810.11</b>	<b>13,072.89</b>
	Less: Allowances for credit losses	452.22	514.73
	<b>Total Trade Receivables</b>	<b>13,357.89</b>	<b>12,558.16</b>

There are no outstanding receivables due from Directors or Key Management Persons of the Company.

\* includes due from subsidiary of ₹ 282.67 Lakh's (Previous Year ₹ 280.28 Lakh's) and from other related party - Nil (Previous Year - ₹ 1.84 Lakh's)



## Notes to Standalone Financial Statements

as at and for the year ended March 31, 2022 (Contd.)

(₹ in Lakhs)

### Ageing analysis of trade receivables

Sl. No	Particulars	Not Due	Outstanding for following periods from due date of payment as on 31.03.2022					Total
			Less than 6 months	6 months- 1 year	1 - 2 years	2 - 3 years	More than 3 years	
<b>1 Undisputed Trade Receivables :</b>								
	i) considered good	10,130.49	2,781.43	102.46	95.80	8.63	43.86	13,162.67
	ii) which have significant increase in credit risk	-	19.84	175.38	-	-	-	195.22
	iii) credit impaired	-	17.46	9.86	34.65	21.68	188.06	271.69
<b>2 Disputed Trade Receivables :</b>								
	i) considered good	-	-	-	-	0.20	7.28	7.48
	ii) which have significant increase in credit risk	-	-	-	-	-	-	-
iv)	iii) credit impaired	-	-	-	23.11	149.94	-	173.05
<b>Total Trade Receivable (Gross)</b>		<b>10,130.49</b>	<b>2,818.72</b>	<b>287.69</b>	<b>153.56</b>	<b>180.44</b>	<b>239.20</b>	<b>13,810.11</b>

Sl. No	Particulars	Not Due	Outstanding for following periods from due date of payment as on 31.03.2021					Total
			Less than 6 months	6 months- 1 year	1 - 2 years	2 - 3 years	More than 3 years	
<b>1 Undisputed Trade Receivables :</b>								
	i) considered good	9,728.64	2,735.56	26.81	12.49	0.19	54.47	12,558.16
	ii) which have significant increase in credit risk	-	-	-	-	-	-	-
	iii) credit impaired	-	59.09	19.69	46.17	44.57	172.15	341.68
<b>2 Disputed Trade Receivables :</b>								
	i) considered good	-	-	-	-	-	-	-
	ii) which have significant increase in credit risk	-	-	-	-	-	-	-
	iii) credit impaired	-	-	23.11	149.94	-	-	173.05
<b>Total Trade Receivable (Gross)</b>		<b>9,728.64</b>	<b>2,794.66</b>	<b>69.61</b>	<b>208.60</b>	<b>44.76</b>	<b>226.62</b>	<b>13,072.89</b>

As at

March 31, 2022	March 31, 2021
----------------	----------------

### Note 14 | CASH AND CASH EQUIVALENTS

#### Balance with banks

In Current account	268.15	545.41
In demand deposit accounts with original maturity less than 3 months	24.12	-
Cash on hand	7.17	9.60
<b>Total Cash and Cash Equivalents</b>	<b>299.44</b>	<b>555.01</b>



## Notes to Standalone Financial Statements

as at and for the year ended March 31, 2022 (Contd.)

(₹ in Lakhs)

### Note 15 | OTHER BANK BALANCES

In Unpaid Dividend Accounts	115.89	120.62
In Margin Money Deposits against Guarantee	90.67	133.23
<b>Total of Other Bank Balances</b>	<b>206.56</b>	<b>253.85</b>

### Note 16 | OTHER CURRENT ASSETS

Advances other than capital advances		
a) Payment to Vendors for supply of goods & services	4,868.35	4,753.98
<b>Others</b>		
a) Prepaid expenses	812.38	727.41
b) Other Assets*	393.21	149.02
c) Balances with Government authorities	830.55	79.93
<b>Total Other Current Assets</b>	<b>6,904.49</b>	<b>5,710.34</b>

\* includes net amount due from subsidiary company of ₹ 27.02 Lakhs (Previous year ₹ 3.65 lakh's)

### Note 17 | EQUITY SHARE CAPITAL

<b>Authorized</b>		
15,00,00,000 (Previous Year : 15,00,00,000) Equity Share ₹ 2/- each	3,000.00	3,000.00
65,00,00,000 (Previous Year : 65,00,00,000) Cumulative Redeemable Non-convertible Preference Shares of ₹ 100 each	6,500.00	6,500.00
<b>Total</b>	<b>9,500.00</b>	<b>9,500.00</b>
<b>Issued, Subscribed and Paid-Up</b>		
6,60,48,908 (Previous Year : 6,60,48,908) Equity Shares ₹ 2/- each fully paid up	1,320.98	1,320.98
<b>Total Equity Share Capital</b>	<b>1,320.98</b>	<b>1,320.98</b>

#### Rights, preference and restrictions attached to equity shares

The Company has only one class of equity shares having a par value of Rs 2 per share. Each Shareholder is eligible for one vote per share. The dividend proposed by the Board of Directors is subject to the approval of shareholders, except in case of interim dividend. In the event of liquidation, the equity shareholders are eligible to receive the remaining assets of the company, after distribution of all preferential amounts, in proportion of their shareholding.

The Company has neither bought back any shares nor issued any bonus shares during five years immediately preceding the Balance Sheet date.

Movements in equity share capital	No. of Shares	₹ in Lakhs
<b>As at April 01, 2020</b>	<b>6,60,48,908</b>	<b>1,320.98</b>
Shares issued during the year	-	-
<b>As at March 31, 2021</b>	<b>6,60,48,908</b>	<b>1,320.98</b>
Shares issued during the year	-	-
<b>As at March 31, 2022</b>	<b>6,60,48,908</b>	<b>1,320.98</b>



## Notes to Standalone Financial Statements

as at and for the year ended March 31, 2022 (Contd.)

(₹ in Lakhs)

### Shares held by promoters at the end of the year

Sr. No	Promoter Name	As at				% Change during the year
		FY-2021-2022		FY-2020-2021		
		No. Shares	%of Total shares	No. Shares	%of Total shares	
1	Shri Shree Kumar Bangur	2792339	4.23%	2792339	4.23%	-
2	Smt. Shashi Bangur	2319415	3.51%	2319415	3.51%	-
3	Shri Saurabh Bangur	1651228	2.50%	1651228	2.50%	-
4	Shri Virendraa Bangur	1122956	1.70%	1122956	1.70%	-
5	Smt. Bharti Bangur	127300	0.19%	122300	0.19%	0.01%
6	Master Shrivatsa Bangur	62300	0.09%	62300	0.09%	-
7	Saurabh Bangur (HUF)	271480	0.41%	271480	0.41%	-
8	Shree Satyanarayan Investments Company Ltd.	10460593	15.84%	10403973	15.75%	0.09%
9	Veer Enterprises Limited	10727434	16.24%	10704054	16.21%	0.04%
10	Orbit Udyog Pvt Ltd	2409855	3.65%	2409855	3.65%	-
11	Saumya Trade And Fiscal Services Pvt Ltd	2106309	3.19%	2106309	3.19%	-
12	Union Company Limited	4450	0.01%	4450	0.01%	-
13	Mothola Company Ltd.	77700	0.12%	77700	0.12%	-
14	The Indra Company Limited	25750	0.04%	25750	0.04%	-
15	The Diamond Company Limited	1983197	3.00%	1983197	3.00%	-
16	Kilkotagiri And Thirumbadi Plantations Limited	503939	0.76%	464200	0.70%	0.06%
17	Amrit- Villa Investments Ltd.	11500	0.02%	11500	0.02%	-
18	Gold Mohore Investment Co Ltd	647545	0.98%	647545	0.98%	-
	<b>Total</b>	<b>37305290</b>	<b>56.48%</b>	<b>37180551</b>	<b>56.29%</b>	<b>0.19%</b>

Details of shareholders holding more than 5% shares

Name of shareholders	As at			
	March 31, 2022		March 31, 2021	
	No. of Shares	% of Holding	No. of Shares	% of Holding
Veer Enterprises Limited	1,07,27,434	16.24	1,07,04,054	16.21
Shree Satyanarayan Investments Company Limited	1,04,60,593	15.84	1,04,03,973	15.75
Nippon Life India Trustee Limited-A/C Nippon India Small Cap Fund	42,78,015	6.48	42,78,015	6.48



## Notes to Standalone Financial Statements

as at and for the year ended March 31, 2022 (Contd.)

(₹ in Lakhs)

### Note 18 | OTHER EQUITY

Particulars	Reserves & Surplus						Total
	Security Premium Account	Retained Earnings	Capital Redemption Reserve	Equity Share warrant forfeited	General Reserve	Remeasurement of net defined benefit plan	
Opening as on April 01, 2020	14,572.54	71,327.78	6,500.00	277.50	36,934.35	(1,379.86)	1,28,232.31
Profit for the year	-	204.73	-	-	-	-	204.73
Remeasurement of net defined benefit liability/asset ( net of tax )	-	-	-	-	-	85.98	85.98
Dividends paid	-	-	-	-	-	-	-
Balance as on March 31, 2021	14,572.54	71,532.51	6,500.00	277.50	36,934.35	(1,293.88)	1,28,523.02
<b>Opening as on April 01, 2021</b>	<b>14,572.54</b>	<b>71,532.51</b>	<b>6,500.00</b>	<b>277.50</b>	<b>36,934.35</b>	<b>(1,293.88)</b>	<b>1,28,523.02</b>
Profit for the year	-	21,808.87	-	-	-	-	21,808.87
Remeasurement of net defined benefit liability/asset ( net of tax )	-	-	-	-	-	(239.26)	(239.26)
Dividends paid	-	(660.49)	-	-	-	-	(660.49)
<b>Balance as on March 31, 2022</b>	<b>14,572.54</b>	<b>92,680.89</b>	<b>6,500.00</b>	<b>277.50</b>	<b>36,934.35</b>	<b>(1,533.14)</b>	<b>1,49,432.14</b>

The Board of Directors of the Company recommended a Dividend of ₹ 6.00/- per share (for the year ended March 31, 2021 dividend of ₹ 1.00/- per share) be paid on fully paid Equity Shares. This equity dividend is subject to approval by shareholders at the Annual General Meeting and has not been included as a liability in these financial statements. The total equity dividend to be paid is ₹ 3962.93 Lakhs (for the year ended March 31, 2021 dividend ₹ 660.49 Lakhs ).

- Security Premium Account :** This Reserve represents the premium on issue of shares and can be utilised in accordance with the provisions of the Companies Act, 2013.
- Retained Earnings :** This Reserve represents the cumulative profits of the Company and effects of measurement of defined benefit obligations. This reserve can be utilised in accordance with the provisions of the Companies Act, 2013.
- Capital Redemption Reserve :** This Reserve has been created in relation to issuance of debentures and can be utilised in accordance with the provisions of the Companies Act, 2013.
- Equity Share Warrant Forfeited:** This Reserve represents forfeiture of share warrant by failing to meet purchase requirements and can be utilised in accordance with the provisions of the Companies Act, 2013.
- General Reserve :** This Reserve created by an appropriation from one component of Equity (generally retained earnings) to another, not being an item of Other Comprehensive Income. The same can be utilised by the Company in accordance with the provisions of the Companies Act, 2013.
- Other Comprehensive Income:** Other Comprehensive Income is created in compliance with Ind AS notified under the Companies (Indian Accounting Standard) Rules, 2015, as amended.



## Notes to Standalone Financial Statements

as at and for the year ended March 31, 2022 (Contd.)

(₹ in Lakhs)

Note 20   NON CURRENT BORROWINGS	As at	
	March 31, 2022	March 31, 2021
<b>Non-current Borrowings</b>		
<b>Secured (At amortized cost)</b>		
Non-convertible Debentures (NCD)	-	15,840.00
<b>Term Loans</b>		
From Banks		
Rupee Loans	15,500.00	15,833.33
Foreign Currency Loans	8,709.03	14,694.50
<b>Total Term Loans</b>	<b>24,209.03</b>	<b>46,367.83</b>
Less: Unamortised value of transaction cost	36.72	189.46
Less: Current maturities of Long Term Borrowings	8,558.84	14,359.97
<b>Total Non-current Term Loans</b>	<b>15,613.47</b>	<b>31,818.40</b>
<b>Unsecured (At amortized cost)</b>		
<b>Other loans</b>		
<b>From Others</b>		
Interest Free Loan under Sales Tax Deferment Scheme		
from State Government of Karnataka	8,208.05	7,937.50
Add: Ind AS Fair value adjustment	235.31	134.53
Less: Current maturity of Long Term Borrowings	1,546.14	250.11
<b>Total Other Loans</b>	<b>6,897.22</b>	<b>7,821.92</b>
<b>Total Non-Current Borrowings</b>	<b>22,510.69</b>	<b>39,640.32</b>

### Nature of Security

#### Term loans

- 1 ECB Euro Loan from Standard Chartered Bank (SCB) is secured by way of a first charge on the movable fixed assets of the Company pertaining to the Paper Division at Dandeli ranking pari passu with other term loan facilities and Short Term Loan from SCB.
- 2 ECB USD loan from Axis Bank Ltd is secured by way of first charge on company's movable fixed assets including plant & machinery of Paper Division at Dandeli, ranking pari passu with Short Term Loan from SCB.
- 3 Term loans from ICICI Bank are secured by way of first pari-passu charge on entire movable fixed assets of the Company (excluding assets pertaining to cable division), both present and future.

#### Terms of repayment of term loan and other loans

##### As at March 31, 2022

Particulars	Amount Outstanding	Period	Terms of Repayment
<b>Rupee Loan</b>			
ICICI Bank Ltd. (1 Year MCLR + 0.6%)	5,500.00	Sept 2020 - Aug 2024	Quarterly instalments
ICICI Bank Ltd (3 Months T-Bills + 0.6%)	10,000.00	Dec 2021-June 2025	Quarterly instalments



## Notes to Standalone Financial Statements

as at and for the year ended March 31, 2022 (Contd.)

(₹ in Lakhs)

Particulars	Amount Outstanding	Period	Terms of Repayment
<b>Foreign Currency Loan:</b>			
Standard Chartered Bank - ECB € Loan (3 Months EURIBOR + 2.25%)	7,380.33	May 2019 - April 2024	Quarterly instalments
Axis Bank Limited - ECB \$ Loan (3 months Libor +1.75%)	1,328.69	Feb 2020 - Aug 2022	Quarterly instalments
Interest Free Sales tax Loan	8,208.05	June 2014 - June 2025	Yearly instalments
<b>Total term loan</b>	<b>32,417.08</b>		

### As at March 31, 2021

Particulars	Amount Outstanding	Period	Terms of Repayment
Non-Convertible Debentures (10.30%p.a.)	15,840.00	Oct 2019 - Oct 2024	Yearly instalments
<b>Rupee Loan</b>			
Axis Bank Limited (6 Months MCLR + 0.75%)	8,333.33	July 2019 - July 2024	Monthly instalments
ICICI Bank Ltd. (1 Year MCLR + 0.6%)	7,500.00	Sept 2020 - Aug 2024	Quarterly instalments
<b>Foreign Currency Loan:</b>			
Standard Chartered Bank - ECB € Loan (3 Months EURIBOR + 2.25%)	10,854.14	May 2019 - April 2024	Quarterly instalments
Axis Bank Limited - ECB \$ Loan (3 months Libor +1.75%)	3,840.36	Feb 2020 - Aug 2022	Quarterly instalments
Interest Free Sales tax Loan	7,937.50	June 2014 - June 2025	Yearly instalments
<b>Total term loan</b>	<b>54,305.33</b>		

As at

**March 31, 2022**      **March 31, 2021**

### Note 20 | LEASE LIABILITIES

#### Non-current

Lease Liabilities	1,985.35	53.01
<b>Total Non-Current Lease Liabilities</b>	<b>1,985.35</b>	<b>53.01</b>

#### Current

Lease Liabilities	329.58	0.57
<b>Total Current Lease Liabilities</b>	<b>329.58</b>	<b>0.57</b>
<b>Total of Non-current &amp; Current lease liabilities</b>	<b>2,314.93</b>	<b>53.58</b>





## Notes to Standalone Financial Statements

as at and for the year ended March 31, 2022 (Contd.)

(₹ in Lakhs)

		As at	
		March 31, 2022	March 31, 2021
<b>Note 21</b>	<b>OTHER FINANCIAL LIABILITIES</b>		
	<b>Non-current</b>		
	<b>Others -</b>		
	Dealer Deposits	4,559.49	4,225.11
	Deferred Government Grant	1,166.83	1,687.48
	<b>Total Non-Current Other Financial Liabilities</b>	<b>5,726.32</b>	<b>5,912.59</b>
	<b>Current</b>		
	Current maturities of Deferred Government Grant	520.65	520.65
	Interest accrued but not due on borrowings	45.60	389.54
	Unpaid dividend	115.89	120.62
	Other financial liabilities	8,709.61	7,061.06
	Payable on purchase of fixed assets	16.54	203.40
	<b>Total Current Other Financial Liabilities</b>	<b>9,408.29</b>	<b>8,295.27</b>
	<b>Total Other Financial Liabilities</b>	<b>15,134.61</b>	<b>14,207.86</b>
<b>Note 22</b>	<b>PROVISIONS</b>		
	<b>Non-current</b>		
	Provision for Employee benefit (Refer Note : 44)	616.42	535.27
	<b>Total Non-Current Provisions</b>	<b>616.42</b>	<b>535.27</b>
	<b>Current</b>		
	Provision for Employee benefit (Refer Note : 44)	1,342.28	605.31
	<b>Total Current Provisions</b>	<b>1,342.28</b>	<b>605.31</b>
	<b>Total Provisions</b>	<b>1,958.70</b>	<b>1,140.58</b>
<b>Note 23</b>	<b>OTHER NON-CURRENT LIABILITIES</b>		
	Decommissioning & Dismantling liability	7,974.55	7,568.59
	<b>Total Other Non-Current Liabilities</b>	<b>7,974.55</b>	<b>7,568.59</b>
	<b>Reconciliation</b>		
	Opening Balance	7,568.59	7,209.76
	Unwinding of interest and effect of change in discount rate	405.96	358.83
	Reduction arising from payments	-	-
	<b>Closing balance</b>	<b>7,974.55</b>	<b>7,568.59</b>



## Notes to Standalone Financial Statements

as at and for the year ended March 31, 2022 (Contd.)

(₹ in Lakhs)

Note 24	CURRENT BORROWINGS	As at	
		March 31, 2022	March 31, 2021
	<b>Current</b>		
	<b>Secured</b>		
	Loan repayable on demand from banks*	6,541.09	8,571.03
	Current maturities of long term debts	8,558.84	14,359.97
	<b>Unsecured</b>		
	Current maturities of long term debts	1,546.14	250.11
	<b>Total Current Borrowings</b>	<b>16,646.07</b>	<b>23,181.11</b>

\* The short term loans from Banks are secured by Joint hypothecation of Stores, Spares, Raw Materials, Stock-in-process, Finished Goods, Book Debts etc., ranking pari-passu charge

Note 25	TRADE PAYABLES		
	<b>Trade Payables</b>		
	Micro, Small and Medium Enterprises [Refer Note no. 50]	1,116.80	1,384.07
	Other payables	-	-
	Due to subsidiaries	-	-
	<b>Others</b>		
	Other payables	9,806.66	5,595.90
	<b>Total Trade Payables</b>	<b>10,923.46</b>	<b>6,979.97</b>

### Trade Payable ageing

Sl. No	Particulars	Outstanding for following periods from due date of payment as on 31.03.2022					Total
		Not Due	Less than 1 year	1 - 2 years	2 - 3 years	More than 3 years	
i)	MSME	988.24	128.56	-	-	-	1,116.80
ii)	Others	3,804.95	5,953.80	11.14	5.77	30.99	9,806.66
iii)	Disputed Dues - MSME	-	-	-	-	-	-
iv)	Disputed Dues - Others	-	-	-	-	-	-
	<b>Total</b>	<b>4,793.19</b>	<b>6,082.36</b>	<b>11.14</b>	<b>5.77</b>	<b>30.99</b>	<b>10,923.46</b>

Sl. No	Particulars	Outstanding for following periods from due date of payment as on 31.03.2021					Total
		Not Due	Less than 1 year	1 - 2 years	2 - 3 years	More than 3 years	
i)	MSME	1,027.33	356.74	-	-	-	1,384.07
ii)	Others	2,427.00	3,127.08	5.55	15.32	20.93	5,595.90
iii)	Disputed Dues - MSME	-	-	-	-	-	-
iv)	Disputed Dues - Others	-	-	-	-	-	-
	<b>Total</b>	<b>3,454.34</b>	<b>3,483.82</b>	<b>5.55</b>	<b>15.32</b>	<b>20.93</b>	<b>6,979.97</b>



## Notes to Standalone Financial Statements

as at and for the year ended March 31, 2022 (Contd.)

(₹ in Lakhs)

		As at	
		March 31, 2022	March 31, 2021
<b>Note 26</b>	<b>OTHER CURRENT LIABILITIES</b>		
	Statutory liabilities	1,464.47	773.25
	Other liabilities	3,554.60	6,068.83
	<b>Total Other Current Liabilities</b>	<b>5,019.07</b>	<b>6,842.08</b>
		For the year ended	
		March 31, 2022	March 31, 2021
<b>Note 27</b>	<b>REVENUE FROM OPERATIONS</b>		
	<b>Sales of Products</b>		
	Paper and Board	1,85,848.80	1,28,092.06
	Cables	11,007.31	8,072.59
	Wind Power	24.10	17.32
	<b>Other Operating Revenues</b>		
	Export Promotion Incentive	79.61	46.70
	Scrap Sales	988.56	611.18
	<b>Total Revenue from Operations</b>	<b>1,97,948.38</b>	<b>1,36,839.85</b>
<b>Note 28</b>	<b>REVENUE FROM TRADING OPERATIONS</b>		
	Revenue from Trading Operations	571.86	-
	<b>Total Revenue from Trading Operations</b>	<b>571.86</b>	<b>-</b>
<b>Note 29</b>	<b>OTHER INCOME</b>		
	<b>Interest Income</b>		
	From Banks	45.51	18.02
	From Others	335.04	134.32
	<b>Other Non - Operating Income</b>		
	Profit on sale of property, plant & equipment	12.69	56.39
	Rent received	138.53	106.81
	Income from government grant	520.65	520.65
	Profit on sale / fair value of Investment	89.49	2.01
	Liabilities and provisions written back	228.09	31.78
	Dividend Income	1,435.81	-
	Others	189.97	125.47
	<b>Total Other Income</b>	<b>2,995.78</b>	<b>995.45</b>



## Notes to Standalone Financial Statements

as at and for the year ended March 31, 2022 (Contd.)

(₹ in Lakhs)

		For the year ended	
		March 31, 2022	March 31, 2021
<b>Note 30</b>	<b>COST OF MATERIALS CONSUMED</b>		
	Pulp Wood, Pulp & Waste Paper	56,883.57	43,079.84
	Optical Fiber, PBT, HDPE & Others	9,310.98	5,413.33
	Chemicals & Dyes	26,913.04	16,312.95
	Packing Materials	5,742.37	4,067.17
	<b>Total Cost of Materials Consumed</b>	<b>98,849.96</b>	<b>68,873.29</b>
<b>Note 31</b>	<b>PURCHASES OF STOCK IN TRADE</b>		
	Purchase of Trading Goods	549.63	-
	<b>Total Purchases of Stock in Trade</b>	<b>549.63</b>	<b>-</b>
<b>Note 32</b>	<b>CHANGES IN INVENTORIES OF FINISHED GOODS AND WORK IN PROGRESS</b>		
	<b>Opening Stock of Finished Goods</b>		
	- Paper and Board	4,761.64	7,589.27
	- O. F. C. Cables, etc.	241.85	386.59
		<b>5,003.49</b>	<b>7,975.86</b>
	<b>Closing Stock of Finished Goods</b>		
	- Paper and Board	1,439.02	4,761.64
	- O. F. C. Cables, etc.	1,060.21	241.85
		<b>2,499.23</b>	<b>5,003.49</b>
	Change in Inventory of Finished Goods	<b>2,504.26</b>	<b>2,972.37</b>
	Opening Stock of Work-in-progress	455.46	645.27
	Closing Stock of Work-in-progress	569.87	455.46
	<b>Change in inventory of Work-in-progress</b>	<b>(114.41)</b>	<b>189.81</b>
	<b>Total Change in Inventory of Finished Goods &amp; WIP</b>	<b>2,389.85</b>	<b>3,162.18</b>
<b>Note 33</b>	<b>EMPLOYEE BENEFITS EXPENSE</b>		
	Salaries, Wages, Bonus, Allowances, etc.	15,633.52	14,191.94
	Contribution to Provident & Other Funds	1,390.03	1,178.78
	Staff Welfare Expense	1,220.48	1,051.23
	<b>Total Employee Benefits Expense</b>	<b>18,244.03</b>	<b>16,421.95</b>



## Notes to Standalone Financial Statements

as at and for the year ended March 31, 2022 (Contd.)

(₹ in Lakhs)

	For the year ended	
	March 31, 2022	March 31, 2021
<b>Note 34   FINANCE COSTS</b>		
<b>Interest Expense :</b>		
Term Loans	2,985.95	4,124.95
Others	1,472.37	1,263.18
Interest cost on Sales Tax Loan	621.44	595.63
Other Borrowing Costs	590.11	227.15
Net Loss ( Gain ) on Foreign Currency Transactions & Translation	(390.79)	307.26
<b>Total Finance Costs</b>	<b>5,279.08</b>	<b>6,518.17</b>
<b>Note 35   DEPRECIATION AND AMORTISATION EXPENSE</b>		
Depreciation on Property, Plant and Equipment	13,436.67	15,282.33
Amortization of Right of use Assets	353.30	2.09
Amortisation of Intangible Assets	42.82	64.14
<b>Total Depreciation and Amortisation</b>	<b>13,832.79</b>	<b>15,348.56</b>
<b>Note 36   OTHER EXPENSES</b>		
Consumption of stores & spare parts	5,627.63	4,945.89
Power, coal and water	22,870.99	15,893.44
Rent	101.61	375.44
Repair and maintenance of buildings	1,504.36	1,444.70
Repair and maintenance of plant and machinery	1,366.18	1,210.07
Repair and maintenance of other assets	457.76	396.60
Insurance	688.07	687.75
Rates & taxes	109.54	72.27
Research & development expenses	-	28.08
Miscellaneous expenses	1,850.85	1,384.34
Payments to auditors (Refer Note 51)	34.65	39.75
Forwarding Charges on Sales	1,171.55	846.90
Commission on Sales	760.95	611.62
Provision for doubtful debts (net)	-	32.86
Commission to director	923.37	-
Directors' fees	10.60	17.70
Charity & donations	30.50	28.30
Corporate social responsibility expenses (Refer Note 49)	406.22	559.40
Loss on discard of assets	12.29	697.85
<b>Total Other Expenses</b>	<b>37,927.12</b>	<b>29,272.96</b>



## Notes to Standalone Financial Statements

as at and for the year ended March 31, 2022 (Contd.)

(All amounts of ₹ in Lakhs, except share data and unless otherwise stated)

Note 37   INCOME TAX EXPENSE	For the year ended	
	March 31, 2022	March 31, 2021
<b>Current Tax Expense</b>		
Current Tax on profits for the year	4,495.45	-
Current Tax on profits for earlier years	-	199.45
MAT Credit (Entitlement) / Reversal for earlier years	-	318.56
<b>Total Current Tax Expense</b>	<b>4,495.45</b>	<b>518.01</b>
<b>Deferred Tax</b>		
<b>Decrease / (increase) in deferred tax assets</b>		
Property, plant and equipment	(1,392.12)	(2,169.08)
<b>(Decrease) / increase in deferred tax liabilities</b>		
Disallowance under section 43B	(257.92)	(137.28)
Tax holiday period	1.03	1.43
Adjustments to Ind AS	(233.59)	(168.20)
Provision for doubtful debts	21.84	(11.42)
<b>Total Deferred Tax Expense / (Income)</b>	<b>(1,860.76)</b>	<b>(2,484.55)</b>
<b>Total Income Tax Expense</b>	<b>2,634.69</b>	<b>(1,966.54)</b>

Note 38   CONTINGENT LIABILITIES AND COMMITMENTS	As at	
	March 31, 2022	March 31, 2021
<b>Contingent Liabilities &amp; Commitments</b>		
<b>a. Contingent Liabilities :</b>		
I. Claims against the Company not acknowledged as debts in respect of		
a. Income tax matters, pending decisions on various appeals made by the Company and by the Department (refer Note I below) (refund adjusted against demand ₹ 657 Lakhs, Previous Year ₹ 664 Lakhs)	2,831.35	3,012.30
b. Excise matters & Service Tax under dispute	87.81	89.63
c. Custom matter under dispute	540.27	540.27
d. Other matters under dispute	82.78	82.78
II. Other money for which the company is contingently liable :		
- Corporate Guarantee given to Subsidiary's Bankers (at the close of the year)	-	337.50
<b>b. Commitments :</b>		
I. Estimated amount of contracts remaining to be executed on Capital account and not provided for (net of advance of ₹ 261.00 Lakhs - Previous Year ₹ 865.53 Lakhs)	1,658.79	420.99



## Notes to Standalone Financial Statements

as at and for the year ended March 31, 2022 (Contd.)

(₹ in Lakhs)

### Notes :

#### I. Income Tax

- a. The Income Tax assessments of the Company have been completed up to AY 2017-18.
- b. In the books of Accounts, the company is accounting Income tax refunds after adjustment of tax demands by IT authorities, if any. The matters are pending before High Court and ITAT for various issues. Based on legal opinion the Company is contesting those tax demands/ disallowances at appropriate level. The company has therefore not recorded adjustment of taxes/order in books.
- c. MATERIAL DEMANDS AND DISPUTES CONSIDERED AS "REMOTE" BY THE COMPANY:  

The Company claimed deduction under Section 80 IA of the Income Tax Act 1961 in its return of Income for Power Undertaking for Financial Year 1998-99 to 2020-21 and for Effluent (Water) treatment for financial year 1997-98 to 2020-21. The assessing officer disallowed the benefit of deductions at assessment stage. Company had preferred appeals with Commissioner Appeals and / or ITAT. The ITAT partly allowed the appeals of the company. Department / Company have preferred appeal against the order of ITAT. As advised by legal advisors, Company has a strong case / merit for claiming the deduction and thus expects a favorable outcome.
- d. The total demand outstanding as on 31.03.2022 on account of income tax dues is ₹ 2831.35 lakhs (₹ 3012.30 lakhs), net of tax paid/adjusted under protest ₹ 657 Lakhs.

#### Note 39 | LOAN PURCHASE AGREEMENT

The Company had entered into a loan purchase agreement with ICICI Bank Ltd. for ₹ 4000 Lakhs in respect of borrowings of Shree Rama Newsprint Limited (SRNL) after sale of its investment in shares of SRNL. The loan purchase agreement stipulates that upon occurrence of default ICICI Bank Ltd. will have "a right" to require the Company to purchase the loan outstanding of SRNL along with transfer of underlying security by ICICI Bank Ltd., to the Company. The outstanding balance as at March 31, 2022 of SRNL loan is ₹ 3202.84 Lakhs with principal repayment due by June 30, 2025. The Company does not foresee any event of default, further the security value is significantly higher than the outstanding loan balance and hence no liability is envisaged in this respect.

#### Note 40

During the previous year, a supplier has made an unsubstantiated claim of approximately ₹ 3600 Lakhs against the Cable division of the company for alleged breach of contract and has initiated Arbitration proceedings against the company. Based on the available facts of the case, the company has been legally advised that they have a strong case to defend, basis which the management presently does not envisage any material liability in this regard.



## Notes to Standalone Financial Statements

as at and for the year ended March 31, 2022 (Contd.)

(₹ in Lakhs)

Note 41	EARNINGS PER SHARE [EPS] COMPUTED IN ACCORDANCE WITH IND AS 33 :	For the year ended	
		March 31, 2022	March 31, 2021
	<b>Earnings</b>		
	Profit / (Loss) for the year	21,808.87	204.73
	<b>Shares</b>		
	Number of shares at the beginning of the period	6,60,48,908	6,60,48,908
	Add : Shares issued during the period	-	-
	Total number of equity shares outstanding at the end of the period	6,60,48,908	6,60,48,908
	Weighted average number of equity shares outstanding during the period	6,60,48,908	6,60,48,908
	Earnings per share (Basic / Diluted) (Face value ₹ 2/- per share)	33.02	0.31

### Note 42 RELATED PARTY DISCLOSURES AS PER IND AS 24

#### 1. Relationship

##### a. Associate Company

- 1) Speciality Coatings and Laminations Ltd.

##### b. Subsidiary Company

- 1) West Coast Opticable Limited
- 2) Andhra Paper Ltd

##### c. Enterprises where principal shareholders have control

- 1) Veer Enterprises Ltd.
- 2) Shree Satyanarayan Investments Company Ltd.
- 3) Siddhi Trade & Holdings Pvt. Ltd.
- 4) Rangnath Bangur Charitable Trust
- 5) Shree Ram Trust
- 6) Bangur Trust
- 7) The Marwar Textiles Agency Pvt. Ltd.
- 8) Kilkotagiri & Thirumbadi Plantations Ltd.

##### d. Key Management Personnel (KMP)

- 1) Shri S.K.Bangur (Chairman & Managing Director)
- 2) Shri Virendraa Bangur (Joint Managing Director)
- 3) Shri Rajendra Jain (Executive Director)
- 4) Shri Brajmohan Prasad (Company Secretary)

##### e. Relative of Key Management Personnel

- 1) Smt. Shashi Bangur
- 2) Shri Saurabh Bangur

##### f. Company in which Director is common

- 1) Gloster Cables Ltd.





## Notes to Standalone Financial Statements

as at and for the year ended March 31, 2022 (Contd.)

(₹ in Lakhs)

### g. Non-Executive / Independent Directors on the Board

- 1) Smt Shashi Bangur
- 2) Shri Saurabh Bangur
- 3) Shri P N Kapadia
- 4) Shri Sudarshan Somani
- 5) Smt Arpita Vinay
- 6) Shri Shiv Ratan Goenka
- 7) Shri Amitav Kothari (retired on 11.02.2022)
- 8) Shri Ashok Kumar Garg (w.e.f 10.02.2022)

### h. Post Employment Benefit Plan

- 1) Employees Provident Fund of West Coast Paper Mills Ltd.
- 2) Gratuity Fund of West Coast Paper Mills Ltd.

## II. The following is a summary of related party transactions

Particulars	As at	
	March 31, 2022	March 31, 2021
i. Rent paid / Reimbursement of expenses to :		
1) Veer Enterprises Ltd.	134.60	127.72
2) Shree Satyanarayan Investment Company Ltd.	98.40	87.23
3) Siddhi Trade & Holdings Pvt. Ltd.	17.86	17.57
4) Shri S. K. Bangur	24.72	23.54
5) Smt. Shashi Bangur	6.00	4.80
6) The Marwar Textiles Agency Pvt Ltd	4.25	0.65
ii. Charity & Donations :		
1) Rangnath Bangur Charitable Trust	30.00	20.00
2) Shree Ram Trust	-	4.00
3) Bangur Trust	-	4.00
iii. Compensation to KMP :		
Salary & other Employee benefits to Directors and Executive Officers	1,656.52	485.47
iv. Purchases from Gloster Cables Ltd.	88.27	98.82
v. Rent received from Gloster Cables Ltd.	12.42	11.61
vi. Sales to Kilkotagiri & Thirumbadi Plantations Ltd.	7.00	4.28
vii. Sales to West Coast Opticable Ltd.	585.23	284.39
viii. Electricity, Water and other charges recovered from West Coast Opticable Ltd.	72.52	40.94
ix. Rent received from West Coast Opticable Ltd.	64.52	65.14
x. Job work charges paid to West Coast Opticable Ltd.	867.10	477.26
xi. ICD given to West Coast Opticable Ltd.	-	823.00
xii. Repayment of ICD received from West Coast Opticable Ltd.	612.00	-
xiii. Interest on ICD received from West Coast Opticable Ltd.	79.33	31.66



## Notes to Standalone Financial Statements

as at and for the year ended March 31, 2022 (Contd.)

(₹ in Lakhs)

Particulars	As at	
	March 31, 2022	March 31, 2021
xiv. Rental expenses paid to Andhra Paper Ltd.	8.36	7.86
xv. Materials purchased from Andhra Paper Ltd.	7.63	1,053.86
xvi. Professional charges recovered from Andhra Paper Ltd.	32.00	32.00
xvii. Rent recovered from Andhra Paper Ltd.	34.64	4.80
xviii. Materials sold to Andhra Paper Ltd.	0.42	-
xix. Contribution to Post Employment Benefit Plan :		
1) Employees Provident Fund of West Coast Paper Mills Ltd.	927.90	538.66
2) Gratuity Fund of West Coast Paper Mills Ltd.	266.97	237.99

### III. The Company has the following amounts due to/from related parties :

Particulars	As at	
	March 31, 2022	March 31, 2021
i. Due to related Parties		
1) Employees Provident Fund of West Coast Paper Mills Ltd.	61.89	48.90
2) Gratuity Fund of West Coast Paper Mills Ltd.	664.64	159.64
ii. Due from related Parties		
1) Veer Enterprises Ltd. - Security Deposit	23.10	24.60
2) Shree Satyanarayan Investments Company Ltd. - Security Deposit	21.10	21.10
3) Smt. Shashi Bangur - Security Deposit	2.40	2.40
4) The Marwar Textiles Agency Pvt Ltd.	0.20	0.20
5) Killkotagiri & Thirumbadi Plantations Ltd. - Sales	-	1.84
6) West Coast Opticable Ltd. - Unsecured Loans - ICD	451.00	1,063.00
7) West Coast Opticable Ltd.- Trade receivable	282.67	280.28
8) Andhra Paper Ltd.	27.02	3.65

#### Note 43

Disclosure as per Regulation 34 (3) of the SEBI (Listing Obligations and Disclosure Requirements) Regulations, 2015 and Section 186 of the Companies Act, 2013

Company	Maximum Balance Outstanding during		Amount Outstanding as on	
	2021-22	2020-21	31st March, 2022	31st March, 2021
West Coast Opticable Ltd.				
a) Inter Corporate Deposits	1,063.00	1,063.00	451.00	1,063.00
b) Corporate Guarantee	337.50	375.00	-	337.50



## Notes to Standalone Financial Statements

as at and for the year ended March 31, 2022 (Contd.)

(₹ in Lakhs)

### Note 44 | EMPLOYEE BENEFIT PLANS

As per Ind AS 19 "Employee Benefits", the disclosures of Employee benefits as defined in the Accounting Standard are given below :

#### [A] Defined Contribution Plan

Contribution to Defined Contribution Plan, recognised as expenses for the year are as under :

Particulars	For the year	
	2021-22	2020-21
Employer's Contribution to Provident Fund/Pension Fund	1069.00	900.17
Employer's Contribution to Superannuation Fund	49.58	32.93

#### [B] Defined Benefit Plan

The following table sets out the status of the Gratuity Plan as required under IND AS-19 :

#### Reconciliation of opening and closing balances of the present value of the defined benefit obligation

Opening defined benefit obligation	4066.36	3708.67
Current Service cost	225.33	191.67
Interest Cost	309.25	253.30
Benefits paid	(449.19)	(195.64)
Actuarial losses/(gain)	705.95	108.36
Obligations at the end of the period	4,857.70	4,066.36

#### Change in Plan Assets

Particulars	For the year	
	2021-22	2020-21
Opening fair value of plan assets	3906.72	3030.54
Interest income on plan assets	267.61	206.99
Return on Plan Assets, excluding interest income	18.42	194.34
Contributions by employer	449.50	670.50
Benefits paid	(449.19)	(195.65)
Closing fair value of plan assets	4,193.06	3,906.72

#### Amount recognized in Balance Sheet

Present value of funded obligations	(4,857.70)	4,066.36
Fair Value of Plan Asset	4,193.06	3,906.72
Net Asset / (Liability)	(664.64)	(159.64)



## Notes to Standalone Financial Statements

as at and for the year ended March 31, 2022 (Contd.)

(₹ in Lakhs)

### Expense recognised in statement of Profit and Loss Account

Particulars	For the year	
	2021-22	2020-21
Current service cost	225.33	191.67
Interest Cost	309.25	253.30
Interest income on plan assets	(267.61)	(206.99)
Net Income/Expenses recognized in Statement of Profit & Loss	266.97	237.99

### Expense recognised in OCI

Actuarial (Gain) / Losses on Obligation for the period	257.68	108.36
Return on Plan Assets, Excluding Interest Income	(18.42)	(194.34)
Net (Income)/Expenses recognized in OCI	239.26	(85.98)

### Sensitivity Analysis

Effect of +1% increase in discount rate	(236.58)	(201.78)
Effect of -1% decrease in discount rate	265.25	227.16
Effect of +1% increase in Salary rate	279.10	238.66
Effect of -1% decrease in Salary rate	(252.68)	(214.76)
Effect of +1% increase in Employee turnover	131.91	106.78
Effect of -1% decrease in Employee turnover	(143.89)	(116.93)

### Maturity Profile of projected benefit obligation from the fund

Particulars	For the year	
	2021-22	2020-21
1st following year	1,227.16	1,059.95
2nd following year	399.40	289.62
3rd following year	441.25	387.13
4th following year	331.20	341.62
5th following year	407.82	256.25
Sum of years 6 to 10	1,952.94	1,553.70
Sum of years 11 and above	3,050.97	2,541.97

### Category of Plan Assets

Managed by:		
LIC	58.56 %	58.82%
Aditya Birla Capital	1.66 %	1.65%
ICICI Prudential Life Insurance	39.78 %	39.53%



# Notes to Standalone Financial Statements

as at and for the year ended March 31, 2022 (Contd.)

(₹ in Lakhs)

## Financial assumptions at the valuation date

Particulars	For the year	
	2021-22	2020-21
Discount rate	7.23%	6.85%
Estimated rate of return on Plan Assets	7.23%	6.85%
Salary escalation over and above highest of salary in grade	1.00%	1.00%

Particulars	As at	
	2021-22	2020-21
<b>Note 45   DIVIDEND REMITTANCE TO FOREIGN INVESTORS (INR)</b>		
Number of non-resident shareholders	582	-
Number of shares held by them on which dividend was paid	4,95,733	-
Amount remitted - net of tax (₹ lakhs)	4.96	-

## Note 46 | SEGMENT INFORMATION

Pursuant to Accounting Ind AS 108 – Segment Reporting, information about Business Segments (Information provided in respect of revenue items for the year ended March 31, 2022 and in respect of assets / liabilities as at March 31, 2022) is disclosed as under :

- Revenue and Expenses have been identified to a segment on the basis of relationship to operating activities of the segment. Revenue and Expenses which relate to enterprise as a whole and are not allocable to a segment on reasonable basis have been disclosed as “Unallocable”.
- Segment Assets and Segment Liabilities represent Assets and Liabilities in respective segments. Investments, tax related assets and other assets and liabilities that cannot be allocated to a segment on reasonable basis have been disclosed as “Unallocable”.

Particulars	Paper		Cables		Others		Unallocable		Total	
	2021-22	2020-21	2021-22	2020-21	2021-22	2020-21	2021-22	2020-21	2021-22	2020-21
<b>Segment Revenue</b>										
Turnover	1,86,864.38	1,28,719.26	11,631.76	8,103.27	24.10	17.32			1,98,520.24	1,36,839.85
<b>Total Turnover</b>	<b>1,86,864.38</b>	<b>1,28,719.26</b>	<b>11,631.76</b>	<b>8,103.27</b>	<b>24.10</b>	<b>17.32</b>	-	-	<b>1,98,520.24</b>	<b>1,36,839.85</b>
Segment result before Interest and Taxes	29,692.57	4,309.78	400.94	787.46	(3.98)	(8.63)			30,089.53	5,088.61
Less: Finance Cost							5,279.08	6,518.17	5,279.08	6,518.17
Less: Other expenditure							366.89	332.25	366.89	332.25
Profit / (Loss) Before Tax							(5,645.97)	(6,850.42)	24,443.56	(1,761.81)
Current Tax							4,495.45	199.45	4,495.45	199.45
MAT Credit (Entitlement) / Reversal							-	318.56	-	318.56
Deferred Tax							(1,860.76)	(2,484.55)	(1,860.76)	(2,484.55)
<b>Profit / (Loss) for the year</b>							<b>(8,280.66)</b>	<b>(4,883.88)</b>	<b>21,808.87</b>	<b>204.73</b>
<b>Other Informations</b>										
Segment Assets	2,23,255.49	2,21,973.29	9,928.61	7,433.70	51.10	51.10	-	-	2,33,235.20	2,29,458.09
Segment Liabilities	79,895.36	98,003.89	2,586.71	1,610.20	-	-	-	-	82,482.07	99,614.09
Capital Expenditure	1,977.19	5,158.71	231.04	89.77	-	-	-	-	2,208.23	5,248.48
Depreciation/Amortisation	13,647.83	15,203.84	184.96	144.66	-	0.06	-	-	13,832.79	15,348.56



## Notes to Standalone Financial Statements

as at and for the year ended March 31, 2022 (Contd.)

(₹ in Lakhs)

	As at	
	March 31, 2022	March 31, 2021
<b>Note 47   EVENT OCCURRING AFTER BALANCE SHEET DATE</b>		
Dividend proposed for equity share holders @ ₹ 6.00/- per share (Previous Year ₹ 1.00/- per share)	3,962.93	660.49
<b>Note 48</b>	As per Ind AS 41 on "Agriculture" the company has fair valued its matured crops except for the crops fully matured at its Kuluwali plantation, Karnataka, since there is an on-going litigation and same will be accounted in the books of accounts upon the final disposal of the case.	

### Note 49 | EXPENDITURE INCURRED ON CORPORATE SOCIAL RESPONSIBILITIES

[a] Details of expenditure on Corporate Social Responsibility Activities as per Section 135 of Companies Act, 2013 read with schedule VII are as below :

Particulars	For the year ended	
	2021-22	2020-21
a Gross amount required to be spent by the company during the year	403.77	559.40
b Amount spent during the year	406.22	559.40
i Health Care	165.25	66.75
ii Education And Skill Development	133.20	160.33
iii Protection of Natural Resources and Sustainability	12.33	16.83
iv Safe Drinking Water	32.72	33.09
v Sports and Games	5.34	4.98
vi Rural Development Support	11.94	3.95
vii Others	45.44	57.59
On going projects for 2021-22		
- Spent during the year		9.50
- Unspent amount carried forward ( since deposited into "Unspent CSR Bank Account")	-	206.38
	<b>406.22</b>	<b>559.40</b>

[b] Details of ongoing projects along with :

#### As per Sec.135(6) (Ongoing Project)

Opening Balance		Amount required to be spent during the year	Amount spent during the year		Closing Balance	
With Company	In Separate CSR unspent A/c		From Company's A/c	From Separate CSR unspent A/c	With Company	In Separate CSR unspent A/c
-	206.38	-	-	61.67	-	144.71



## Notes to Standalone Financial Statements

as at and for the year ended March 31, 2022 (Contd.)

(₹ in Lakhs)

### Note 50 | THE MICRO, SMALL AND MEDIUM ENTERPRISES DEVELOPMENT (MSMED) ACT, 2006

Based on the information available, there are certain vendors who have confirmed that they are covered under the Micro, Small and Medium Enterprises Development Act, 2006. Disclosures as required by section 22 of The Micro, Small and Medium Enterprises Development Act, 2006, are given below:

Particulars	As at	
	March 31, 2022	March 31, 2021
a. Principal amount remaining unpaid to suppliers at the end of the year	1116.80	1384.07
b. Interest due thereon remaining unpaid to suppliers at the end of the year	-	-
c. The amount of interest paid along with the amounts of the payment made to suppliers beyond the appointed day	-	-
d. The amount of interest due and payable	-	-
e. The amount of interest accrued and remaining unpaid at the end of accounting year	-	-
	<b>1116.80</b>	<b>1384.07</b>

Particulars	For the year ended	
	March 31, 2022	March 31, 2021
<b>Note 51   OTHER DISCLOSURE REQUIRED BY STATUTE</b>		
<b>Auditor's Remuneration ( including taxes)</b>		
<b>1. Statutory Auditors</b>		
i. Audit fees	18.00	18.00
ii. Limited review under listing agreement	7.00	7.00
iii. Taxation matters	5.00	5.00
iv. Other services	0.00	6.50
v. Reimbursement of expenses	3.45	2.04
	<b>33.45</b>	<b>38.54</b>
<b>2. Cost Auditors</b>		
i. Audit fee	1.20	1.20
ii. Reimbursement of expenses	0.00	0.01
	<b>1.20</b>	<b>1.21</b>

Particulars	For the year ended	
	March 31, 2022	March 31, 2021
<b>Note 52   INCOME TAX</b>		
<b>a. Amount recognised in Statement of Profit and Loss</b>		
<b>Current Income Tax</b>		
- Current Year	4,495.45	-
- Previous Years	-	199.45
- MAT Credit Entitlement / reversed	-	318.56
<b>Total</b>	<b>4,495.45</b>	<b>518.01</b>
<b>Deferred Tax</b>	<b>(1,860.76)</b>	<b>(2,484.55)</b>
<b>Income Tax Expense reported in the Statement of Profit and Loss</b>	<b>2,634.69</b>	<b>(1,966.54)</b>



## Notes to Standalone Financial Statements

as at and for the year ended March 31, 2022 (Contd.)

(₹ in Lakhs)

<b>b. Reconciliation of effective tax rate</b>		
Profit Before Tax	24,443.56	(1,761.80)
Tax At applicable Statutory Income Tax Rate	8,541.70	(615.65)
Effect of Various Disallowance of expenses	241.69	206.67
Effect of Deduction under chapter VIA of IT Act	(6,396.81)	-
Effect of reinstatement on Ind AS adoption	180.77	120.68
Effect of Ind AS Adjustments to reduce DTL	(233.59)	(337.60)
Effect of timing differences in Depreciation	96.20	(1.94)
Other Differences	204.73	627.84
Tax Expense recognised in Statement of Profit & Loss	2,634.69	-

### Note 53 | INFORMATION RELATED TO CONSOLIDATED FINANCIAL STATEMENTS (IND AS 110)

The company is listed on stock exchange in India. The Company has prepared consolidated financial statements as required under Ind AS110, Section 129 of Companies Act, 2013 and listing requirements. The consolidated financial statements are available on Company's website for public use.

### Note 54 | FINANCIAL INSTRUMENTS AND RELATED DISCLOSURES

#### Categories of Financial Instruments

##### Financial Assets

Sl. No	Particulars	Note	As at			
			March 31, 2022		March 31, 2021	
			Carrying Value	Fair Value *	Carrying Value	Fair Value *
<b>1</b>	<b>Financial Assets Designated at Fair Value through Profit or Loss</b>					
i)	Derivatives - not designated as hedging instruments		-	-	-	-
ii)	Investment in Equity Shares	6	70.21	70.21	52.91	52.91
iii)	Investment in Mutual Funds	6	8854.22	8854.22	-	-
<b>2</b>	<b>Financial Assets designated at Fair Value through Other Comprehensive Income</b>					
i)	Investment in Equity Shares		-	-	-	-
<b>3</b>	<b>Financial Assets designated at Amortised Cost</b>					
i)	Investment in Equity Shares		-	-	-	-
ii)	Investment in Government securities	6	0.10	0.10	0.10	0.10
iii)	Trade receivables	13	13357.89	13357.89	12558.16	12558.16
iv)	Cash and Cash Equivalents	14	299.44	299.44	555.01	555.01
v)	Other Bank Balances	15	206.56	206.56	253.85	253.85
vi)	Loans to Subsidiary/employees	7	604.26	604.26	1102.14	1102.14
vii)	Other Financial Assets	8	848.16	848.16	412.39	412.39
<b>4</b>	<b>Investment in subsidiary company</b>	6	91161.93	91161.93	91161.93	91,161.93

\* There are no Financial Assets or Liabilities which fall under level 2 & 3.





# Notes to Standalone Financial Statements

as at and for the year ended March 31, 2022 (Contd.)

(₹ in Lakhs)

## Financial Liabilities

Sl. No	Particulars	Note	As at			
			March 31, 2022		March 31, 2021	
			Carrying Value	Fair Value*	Carrying Value	Fair Value*
<b>1 Financial Liability Designated at Fair Value through Profit or Loss</b>						
i)	Derivatives - not designated as hedging instruments		-	-	-	-
<b>2 Financial Liability designated at Amortised Cost</b>						
i)	Borrowings	19,24	39,156.75	39156.75	62,821.43	62821.43
ii)	Trade payables	25	10,923.46	10923.46	6,979.97	6979.97
iii)	Other financial liabilities	21	13,331.24	13331.24	11,879.11	11879.11
iv)	Lease Liabilities	20	2,314.93	2314.93	53.58	53.58

The fair value of financial assets and financial liabilities are included at the amount at which the instrument could be exchanged in a current transaction between willing parties, other than in a forced or liquidation sale.

## Note 55 | FINANCIAL RISK MANAGEMENT OBJECTIVES, POLICIES AND DISCLOSURES

### 1 Financial Risk

The company's operational activities expose to various financial risks i.e., market risk, credit risk and risk of liquidity. The company realizes that risks are inherent and integral aspect of any business. The primary focus is to foresee the unpredictability of financial markets and seek to minimize potential adverse effects on its financial performance. The primary market risk to the Company is foreign exchange risk & interest rate risk. The Company uses derivative financial instruments to reduce foreign exchange risk exposures.

#### i Market risk

Market risk is the risk that the fair value of future cash flows of a financial instrument will fluctuate because of fluctuation in market prices. These comprise three types i.e., currency rate, interest rate and other price related risks. Financial instruments affected by market risk include loans and borrowings, deposits, investments and derivative financial instruments. Foreign currency risk is the risk that the fair value or future cash flows of a financial instrument will fluctuate because of changes in foreign exchange rates. Interest rate risk is the risk that the fair value or future cash flows of a financial instrument will fluctuate because of changes in market interest rates. Regular interaction with bankers, intermediaries and the market participants help us to mitigate such risk.

#### a Foreign currency risk and sensitivity

The primary market risk to the company is foreign exchange risk. The Company uses derivative financial instruments to reduce foreign exchange risk exposure and follows its risk management policies to mitigate the same. After taking cognizance of the natural hedge, the company takes appropriate hedges to mitigate its risk resulting from fluctuation in foreign currency exchange rate(s).

### Particulars

### USD / EURO outstanding in terms of ₹ Lakhs

	March 31, 2022	March 31, 2021
<b>Financial Assets</b>		
Trade receivables	49.30	0.48



## Notes to Standalone Financial Statements

as at and for the year ended March 31, 2022 (Contd.)

(₹ in Lakhs)

Particulars	USD / EURO outstanding in terms of ₹ Lakhs	
	March 31, 2022	March 31, 2021
<b>Financial Liabilities</b>		
Trade payables	58.84	127.51
Borrowings	8,709.03	14,694.50
Interest Accrued but not due	42.59	70.29
<b>Net Assets / Liabilities</b>	<b>8,761.16</b>	<b>14,891.82</b>

The following significant exchange rates have been applied;

(Currency in ₹)

Particulars	As at	
	March 31, 2022	March 31, 2021
USD	75.79	73.11
Euro	84.22	85.75

### Foreign currency sensitivity

Sensitivity analysis is computed based on the changes in the income and expenses in foreign currency upto conversion into functional currency, due to exchange rate fluctuation between the previous reporting period and the current reporting period.

0.25% increase and decrease in foreign exchanges rates will have the following impact on profit before tax

(₹ In Lakhs)

Particulars	2021-22		2020-21	
	0.25% increase	0.25% decrease	0.25% increase	0.25% decrease
USD / EURO Sensitivity	(21.90)	21.90	(37.23)	37.23

Summary of Exchange difference accounted in Statement of Profit and Loss :

(₹ In Lakhs)

Currency fluctuations	For the year ended	
	March 31, 2022	March 31, 2021
Net foreign exchange (gain)/ losses shown as operating expenses	(61.43)	(54.53)
Net foreign exchange (gain)/ losses shown as Finance Cost	(390.79)	307.26
Net foreign exchange (gain)/ losses shown as Other Income	-	-
Derivatives		
Currency forwards (gain) / losses shown as operating expenses	-	-
Interest rate swaps (gain) / losses shown as finance cost	-	-
Net foreign exchange (gain)/ losses shown as Other Income	-	-
<b>Total</b>	<b>(452.22)</b>	<b>252.73</b>



## Notes to Standalone Financial Statements

as at and for the year ended March 31, 2022 (Contd.)

(₹ in Lakhs)

### b. Interest rate risk and sensitivity

The Company's exposure to the risk of changes in market interest rates relates primarily to long term debt. The Company has entered into various interest rate swap contracts, in which it agrees to exchange, at specific intervals, the difference between fixed and variable interest amounts calculated by reference to an agreed upon principal amount. Borrowings at variable rates expose the Company to cash flow interest rate risk. With all other variables held constant, the following table demonstrates composition of fixed and floating rate borrowing of the company and impact of floating rate borrowings on company's profitability.

#### Interest rate risk exposure

Particulars	For the year ended			
	March 31, 2022		March 31, 2021	
Fixed rate borrowings	-	-	-	-
Variable rate borrowings	8,709.03	100%	14,694.50	100%
<b>Total</b>	<b>8,709.03</b>	<b>100%</b>	<b>14,694.50</b>	<b>100%</b>

#### Sensitivity on variable rate borrowings

Particulars	Impact on Profit and Loss A/c		Impact on Equity	
	March 31, 2022	March 31, 2021	March 31, 2022	March 31, 2021
	Interest rate increase by 0.25%	(21.77)	(36.74)	(21.77)
Interest rate decrease by 0.25%	21.77	36.74	21.77	36.74

### ii Credit Risk

The Company evaluates the customer credentials carefully from trade sources before appointment of any distributor and only financially sound parties are appointed as distributors. The Company secures adequate deposits from its distributor and hence risk of bad debt is limited. The credit outstanding is sought to be limited to the sum of advances / deposits and credit limit determined by the company. The company have stop supply mechanism in place in case outstanding goes beyond agreed limits.

Credit risk refers to the risk of default on its obligation by the counterparty resulting in a financial loss. The maximum exposure to the credit risk at the reporting date is primarily from trade receivables amounting to ₹ 8923.38 Lakhs and ₹ 8836.67 Lakhs as of March 31, 2022 and March 31, 2021, respectively. Trade receivables are typically unsecured and are derived from revenue earned from customers primarily located in India. Credit risk has always been managed by the company through credit approvals, establishing credit limits and continuously monitoring the creditworthiness of customers to which the Company grants credit terms in the normal course of business. On account of adoption of Ind AS 109, the company uses expected credit loss model to assess the impairment loss or gain. The Company uses a provision matrix to compute the expected credit loss allowance for trade receivables. The provision matrix takes into account as per the Company's historical experience for customers.

The following table gives details in respect of percentage of revenues generated from top customer and top five customers:



## Notes to Standalone Financial Statements

as at and for the year ended March 31, 2022 (Contd.)

(₹ in Lakhs)

Particulars	For the year ended	
	March 31, 2022	March 31, 2021
Revenue from top customer	6.55%	6.85%
Revenue from top five customers	24.63%	23.34%

### a Credit risk exposure

The allowance for life time expected credit loss on customer balances for the year ended 31st March 2022 was ₹ 452.22 Lakhs

(₹ in Lakhs)

Particulars	For the year ended	
	March 31, 2022	March 31, 2021
Balance at the beginning	514.73	481.87
Impairment loss reversed	(62.51)	-
Additional provision created during the year	-	32.86
Balance at end	452.22	514.73

### b Ageing analysis of Trade Receivables (Unsecured)

Particulars	As at March 31, 2022				As at March 31, 2021			
	Not due	Upto 6 months	6 - 12 months	Above 12 months	Not due	Upto 6 months	6 - 12 months	Above 12 months
Unsecured	5891.21	2,818.72	287.69	573.20	6007.15	2,794.66	69.61	479.98

### iii Liquidity Risk

Liquidity risk arises when the Company will not be able to meet its present and future cash and collateral obligations. The risk management action focuses on the unpredictability of financial markets and tries to minimise adverse effects. The Company uses derivative financial instruments to hedge risk exposures. Risk management is carried out by the Finance department under Forex Policies as adopted and duly approved by the Board. The Company's approach is to ensure, as far as possible, that it will have sufficient liquidity to meet its liabilities when due and company monitors rolling forecasts of its liquidity requirements.

The table below provide details regarding the contractual maturities of significant financial liabilities as of March 31, 2022.

Particulars	Carrying amount	Less than 1 Year	1 - 5 Years	More than 5 Years	Total
Borrowings - Current	16,646.07	16,646.07	-	-	16,646.07
Borrowings - Non-current	22,510.69	-	22,510.69	-	22,510.69
Trade payables	10,923.46	10,923.46	-	-	10,923.46
Lease Liability - Current	329.58	329.58	-	-	329.58
Lease Liability - Non-current	1,985.35	-	1,318.32	667.03	1,985.35
Other financial liabilities					
a) Interest accrued but not due on loans	45.60	45.60	-	-	45.60



## Notes to Standalone Financial Statements

as at and for the year ended March 31, 2022 (Contd.)

(₹ in Lakhs)

Particulars	Carrying amount	Less than 1 Year	1 - 5 Years	More than 5 Years	Total
b) Deferred Government Grant	1,687.48	520.65	1,166.83	-	1,687.48
c) Unpaid dividend	115.89	115.89	-	-	115.89
d) Other financial liabilities	8,709.61	8,709.61	-	-	8,709.61
e) Payable on purchase of fixed assets	16.54	16.54	-	-	16.54
f) Trade deposits	4,559.49	-	4,559.49	-	4,559.49

**The table below provides details regarding the contractual maturities of significant financial liabilities as of March 31, 2021.**

Particulars	Carrying amount	Less than 1 Year	1 - 5 Years	More than 5 Years	Total
Borrowings - Current	23,181.11	23,181.11	-	-	23,181.11
Borrowings - Non-current	39,640.32	-	39,640.32	-	39,640.32
Trade payables	6,979.97	6,979.97	-	-	6,979.97
Lease Liability - Current	0.57	0.57	-	-	0.57
Lease Liability - Non-current	53.01	-	3.49	49.52	53.01
<b>Other financial liabilities</b>					
a) Interest accrued but not due on loans	389.54	389.54	-	-	389.54
b) Deferred Government Grant	2,208.13	520.65	1,687.48	-	2,208.13
c) Unpaid dividend	120.62	120.62	-	-	120.62
d) Other financial liabilities	7,061.06	7,061.06	-	-	7,061.06
e) Payable on purchase of fixed assets	203.40	203.40	-	-	203.40
f) Trade deposits	4,225.11	-	4,225.11	-	4,225.11

### 2 Competition and price risk

The Company faces competition from local and foreign competitors. Nevertheless, it believes that it has competitive advantage in terms of high quality products and by continuously upgrading its expertise and range of products to meet the needs of its customers.

### 3 Capital risk management

The Company's policy is to maintain an adequate capital base so as to maintain creditor and market confidence and to sustain future development. Capital includes issued capital, share premium and all other equity reserves attributable to equity holders. In order to strengthen the capital base, the company may use appropriate means to enhance or reduce capital, as the case may be.

Particulars	March 31, 2022	March 31, 2021
Borrowings	39,156.75	62,821.43
Less: Cash and Cash equivalents including bank balance	299.44	555.01
Less: Current investments	-	-
<b>Net Debt</b>	<b>38,857.31</b>	<b>62,266.42</b>



## Notes to Standalone Financial Statements

as at and for the year ended March 31, 2022 (Contd.)

(₹ in Lakhs)

Particulars	March 31, 2022		March 31, 2021	
	FC in Mn	MTM in ₹ Lakhs	FC in Mn	MTM in ₹ Lakhs
Equity		1,50,753.12		1,29,844.00
<b>Capital and Net Debt</b>		<b>1,89,610.43</b>		<b>1,92,110.42</b>
<b>Gearing Ratio {Net debt / Capital and net debt}</b>		<b>20.49%</b>		<b>32.41%</b>

### Note 56 | DERIVATIVE FINANCIAL INSTRUMENTS

a The company has variable interest foreign currency borrowings, to offset the risk of variation in interest rates, the company has entered into, fixed pay and variable receipt, interest rate swaps. Outstanding amortised notional value of loan for swap contracts and MTM taken there on are as follows :

Particulars	March 31, 2022		March 31, 2021	
	FC in Mn	MTM in ₹ Lakhs	FC in Mn	MTM in ₹ Lakhs
US Dollar	1.81	(48.57)	22.68	(168.43)
EURO	15.05	292.66	21.24	(214.41)
	<b>16.86</b>	<b>244.09</b>	<b>43.92</b>	<b>(382.84)</b>

b Foreign currency exposure not hedged as at the Balance Sheet date

The foreign currency exposures that have not been specifically hedged by a derivative instrument or otherwise are given below:

Particulars	March 31, 2022		March 31, 2021	
	FC in Mn	MTM in ₹ Lakhs	FC in Mn	MTM in ₹ Lakhs
US Dollar*	3.67	2,821.61	3.84	2,803.94
Euro	8.76	7,380.33	12.66	10,854.14
	<b>12.44</b>	<b>10201.94</b>	<b>16.50</b>	<b>13658.08</b>

\* Net of receivables - US Dollar 0.06 Million - ₹ 4.77 Lakhs (Previous Year US Dollar 0.001 Million - ₹ 0.48 Lakhs)

### Note 57 | LEASES

Impact of Ind AS 116 on the statement of profit and loss :

Particulars	For the year ended	
	March 31, 2022	March 31, 2021
Interest on lease liabilities	218.82	5.29
Depreciation on right of use assets	353.30	2.09
Less: Lease rentals paid	468.70	5.81
Less : Amortisation of prepayment of leasehold land	-	-
<b>Impact on the Statement of Profit and Loss for the year</b>	<b>103.42</b>	<b>1.57</b>



## Notes to Standalone Financial Statements

as at and for the year ended March 31, 2022 (Contd.)

(₹ in Lakhs)

### Note 58 | DISCLOSURE OF VARIOUS RATIOS

Particulars	For the year ended		Variance
	March 31, 2022	March 31, 2021	
Current Ratio (Times) [Current assets / Current liabilities excluding current maturity of long term debts]	1.65	1.42	16.20%
Debt Equity Ratio (Times) (Refer Note 1 below) [Total Debt/ Total Equity]	0.27	0.50	-46.00%
Debt service coverage ratio (Times) [EBITDA / (Interest expenses + Repayment of Long-term borrowings)]	1.09	0.88	23.86%
Return on Equity Ratio (%) (Refer Note 2 below) [Net profit After Taxes/Average Shareholders Equity]	15.54%	0.16%	9612.50%
Inventory Turnover (Times - annualised) (Refer Note 3 below) [Revenue from operations / Average inventory]	8.16	4.85	68.25%
Trade Receivables turnover ratio (Times - Annualised) (Refer Note 3 below) [Revenue from operations / Average trade receivables]	15.32	12.06	27.03%
Trade payables turnover ratio (Times - Annualised) [Net Credit purchases / Average Trade payables]	11.04	9.28	18.97%
Net capital turnover ratio [Net Sales/Working capital]	9.06	10.41	-12.97%
Net Profit Margin ( % ) (Refer Note 2 below) [PAT / Revenue from operations]	10.99%	0.15%	7226.67%
Return on Capital employed (%) (Refer Note 2 below) [Earning before interest & Tax/Capital employed]	17.43%	2.74%	536.13%
Return on investment (%) [Earnings from Invested Funds / Average Invested Funds in treasury investments]	5.37%	0.00%	NA

Reasons for variances are as follows :

1. Debt Equity ratio reduced due to repayments of debts
2. Return on Equity, Net Profit Margin and Return on Capital employed Ratios have improved due to higher revenues and profits during the year
3. Inventory Turnover Ratio and Trade Receivables turnover ratio has improved due to higher sales and better collections



## Notes to Standalone Financial Statements

as at and for the year ended March 31, 2022 (Contd.)

(₹ in Lakhs)

### Note 59 OTHER STATUTORY INFORMATION

- a) The Company does not have any benami property, where any proceeding has been initiated or pending against the Company for holding any benami property.
- b) The Company has not traded or invested in Crypto currency or Virtual Currency during the financial year.
- c) The Company has not advanced or loaned or invested funds to any other person(s) or entity(ies), including foreign entities (intermediaries) with the understanding that the intermediary shall;
  - i. Directly or indirectly lend or invest in other persons or entities identified in any manner whatsoever by or on behalf of the company (ultimate beneficiaries) or
  - ii. Provide any guarantee, security or the like to or on behalf of the ultimate beneficiaries.
- d) The Company has not received any fund from any person(s) or entity(ies), including foreign entities (funding party) with the understanding (whether recorded in writing or otherwise) that the Company shall;
  - i. Directly or indirectly lend or invest in other persons or entities identified in any manner whatsoever by or on behalf of the funding party (ultimate beneficiaries) or
  - ii. Provide any guarantee, security or the like on behalf of the ultimate beneficiaries.
- e) The Company does not have any such transaction which is not recorded in the books of accounts that has been surrendered or disclosed as income during the year in the tax assessments under the Income Tax Act, 1961 (such as search, survey or any other relevant provisions of the Income Tax Act, 1961)
- f) The Company has complied with number of layers prescribed under clause (87) of section 2 of the Act read with the Companies (Restriction of number of layers) Rules, 2017.
- g) The Company is not declared wilful defaulter by any bank or financial institutions or lender during the year.
- h) The Company does not have any charges or satisfaction which is yet to be registered with ROC beyond the statutory period.
- i) Quarterly returns or statements of current assets filed by the Company with banks and financial institutions are in agreement with the books of accounts.
- j) The Company has not carried out revaluation of items of property, plant & Equipment during the year and accordingly the disclosures as to whether the revaluation is based on the valuation by a registered valuer as defined under Rule (2) of the Companies (Registered valuers and valuation ) Rules, 2017 is not applicable.
- k) The Company has used the borrowings from banks and financial statements for the specific purpose for which it was obtained.
- l) The title deeds of all immovable properties (other than immovable properties where the Company is the lessee, and the lease agreements are duly executed in favour of the Company) disclosed in the financial statements included in property, plant and equipment and capital work in progress are held in the name of the Company as at the balance sheet date.
- m) The Company does not have any transactions with companies which are struck off under Section 288 of the Companies Act 2013 or Section 560 of Companies Act, 1956 during the financial year.





## Notes to Standalone Financial Statements

as at and for the year ended March 31, 2022 (Contd.)

(₹ in Lakhs)

**Note 60** | Due to disruptions on account of 2nd wave of COVID-19 pandemic, the business was impacted in the initial period of the year, which has however substantially improved thereafter. The Company has made an assessment of possible impacts that may result from the COVID-19 pandemic on the carrying value of Property Plant & Equipment, Investments, MAT credit entitlements and other current and non-current assets, considering the internal and external information available and has concluded that no material adjustments are required at this stage in the financial statements. However, due to uncertainties around COVID 19, the eventual impact of it may differ from that estimated as at the date of approval of these financial statements and the Company will continue to closely monitor any material changes to future economic conditions.

**Note 61** | Previous year's figures have been regrouped and reclassified wherever necessary.

**Note 62** | The financial statements are approved and adopted by Board of Directors of the Company in their meeting held on May 26, 2022.

The accompanying notes are an integral part of the standalone financial statements.

As per our Report of even date

For **Singhi & Co.**

Chartered Accountants

Firm Registration No. 302049E

**Sudesh Choraria**

Partner

M.No. 204936

Place: Dandeli

Date: May 26, 2022

**For and on behalf of the Board**

**S. K. Bangur**

Chairman & Managing Director

**Virendraa Bangur**

Joint Managing Director

**Rajendra Jain**

Executive Director & CFO

**Brajmohan Prasad**

Company Secretary



## Form AOC - I

(Pursuant to first proviso to sub-section (3) of Section 129 read with Rule 5 of Companies (Accounts) Rules, 2014)\nStatement containing salient features of the financial statement of Subsidiaries/ associate companies / joint ventures

### Part - "A" : Subsidiaries

(₹ In Lakhs)

Sl. No.	Particulars	West Coast Opticable Limited
1	Financial Year ended on	31st March, 2022
2	Reporting Currency	Indian Rupees
3	Share Capital	1.99
4	Reserve & Surplus / (Accumulated Losses)	296.75
5	Total Assets	1958.20
6	Total Liabilities	1659.46
7	Investments	-
8	Total Turnover	2581.07
9	Profit / (Loss) before tax	420.27
10	Provision for Income Tax	85.88
11	Profit / (Loss) after tax	334.38
12	Proposed Dividend	-
13	% of Shareholding	100%

Sl. No.	Particulars	Andhra Paper Limited
1	Financial Year ended on	31st March, 2022
2	Reporting Currency	Indian Rupees
3	Share Capital	3977.00
4	Reserve & Surplus / (Accumulated Losses)	105432.24
5	Total Assets	149791.62
6	Total Liabilities	40382.38
7	Investments	38268.97
8	Total Turnover	138023.38
9	Profit / (Loss) before tax	18835.64
10	Provision for Income Tax	4862.44
11	Profit / (Loss) after tax	13973.20
12	Proposed Dividend	-
13	% of Shareholding	72.20%

**Form AOC - I** (contd.)**Part - "B" : Associates and Joint Ventures****Statement pursuant to Section 129 (3) of the Companies Act, 2013 related to Associate Companies**

(₹ In Lakhs)

Sl. No.	Particulars	Speciality Coatings & Lamination Limited
1	Financial Year / period ended on	31st March, 2022
2	<b>Shares of Associate held by the company on the year end</b>	
	a. Number of Equity Shares	18,50,130
	b. Amount of investment in Associate *	-
	c. Extent of holding %	37.33%
3	Description of how there is significant influence	Based on shareholding
4	Reason why the associate is not considered for consolidation*	-
5	Net worth attributable to Shareholding as per latest Un-audited Balance Sheet	(185.88)
6	<b>Loss for the year</b>	(4.77)
	i) Considered in consolidation	Nil
	ii) Not considered in consolidation	(4.77)

\* Investment value is Rs. 185.01 Lakhs which was fully impaired in earlier years.

**For and on behalf of the Board**

**S. K. Bangur**  
Chairman & Managing Director

**Virendraa Bangur**  
Joint Managing Director

Place: Dandeli  
Date: May 26, 2022

**Rajendra Jain**  
Executive Director & CFO

**Brajmohan Prasad**  
Company Secretary



# Independent Auditor's Report

## To the Members of West Coast Paper Mills Limited

### Report on the Audit of the Consolidated Financial Statements

#### Opinion

We have audited the consolidated financial statements of **West Coast Paper Mills Limited** (hereinafter referred to as the 'Holding Company') and its subsidiaries (Holding Company and its subsidiaries together referred to as "the Group"), which comprise of the consolidated balance sheet as at 31 March 2022, and the consolidated statement of profit and loss (including other comprehensive income), consolidated statement of changes in equity and consolidated statement of cash flows for the year then ended, and notes to the Consolidated Financial Statements, including a summary of significant accounting policies and other explanatory information (hereinafter referred to as "the Consolidated Financial Statements").

In our opinion and to the best of our information and according to the explanations given to us, and based on the consideration of report of other auditors on separate financial statements of subsidiaries as was audited by the other auditors, the aforesaid Consolidated Financial Statements give the information required by the Companies Act, 2013 ("Act") in the manner so required and give a true and fair view in conformity with the accounting principles generally accepted in India, of the consolidated state of affairs of the Group as at 31 March 2022, of its consolidated profit including other comprehensive income, consolidated changes in equity and consolidated cash flows for the year then ended

#### Basis for Opinion

We conducted our audit in accordance with the Standards on Auditing (SAs) specified under section 143(10) of the Act. Our responsibilities under those SAs are further described in the Auditor's Responsibilities for the Audit of the Consolidated Financial Statements section of our report. We are independent of the Group in accordance with the Code of Ethics issued by the Institute of Chartered Accountants of India and the relevant provisions of the Act, and we have fulfilled our other ethical responsibilities in accordance with these requirements. We believe that the audit evidence obtained by us along with the consideration of audit report of the other auditor referred to "Other Matters" paragraph below, is sufficient and appropriate to provide a basis for our opinion on the Consolidated financial statements.

#### Emphasis of Matter

We draw attention to below referred Notes to the Consolidated Financial Statements

- i) Note 59 regarding the ongoing litigation in case of one of the subsidiaries with respect to the levy of electricity duty by the State Government of Andhra Pradesh on consumption of electricity by captive generating units and the interim orders of the Hon'ble Supreme Court of India on hearing the Special Leave Petition filed by the subsidiary. On grounds of prudence and abundant caution, a provision of Rs.3,143.24 lakhs (including Rs. 785.81 lakhs on account of business combination) has been created in view of the inherent uncertainty in predicting the final outcome of the above litigation. Additionally, an amount of Rs.785.81 lakhs has been treated as contingent liability. Based on the legal advice obtained, in the opinion of the management no further provision would be required in relation to this disputed matter.
- ii) Note 64 regarding uncertainty around the impact of COVID 19 on the operations and recoverability of carrying value of current and non current assets of the Group which is presently not ascertainable. Our opinion on the consolidated financial statements is not modified in respect of above matters.

Our opinion on the consolidated financial statements is not modified in respect of above matters.

#### Key Audit Matters

Key audit matters are those matters that, in our professional judgement, were of most significance in our audit of the consolidated financial statements of the current period. These matters were addressed in the context of our audit of the consolidated financial statements as a whole, and in forming our opinion thereon, and we do not provide a separate opinion on these matters.



## Independent Auditor's Report (Contd.)

Key Audit Matters	How our audit addressed the Key Audit Matter
<p><b>1. Revenue Recognition (Refer note no. 1 (III) (G) and 28 to Consolidated Financial Statements)</b></p> <p>Revenue is recognized at an amount that reflects the consideration to which the Company expects to be entitled in exchange for transferring goods to a customer. The revenue recognition occurs at a point in time when the control of the goods is transferred to the customer.</p> <p>We focused on this area as a key audit matter as the value is significant and inherent risk exists of revenue being recognized before the control is transferred, including risk of incorrect timing of estimation related to recording the discounts and rebates.</p>	<p>As part of our audit procedures, we:</p> <ul style="list-style-type: none"> <li>➤ Read the Group's accounting policy for revenue recognition and assessed compliance with the requirements of Ind AS 115.</li> <li>➤ Evaluated the design, tested the implementation and operating effectiveness of the Group's internal controls including general IT controls and key IT application controls over recognition of revenue.</li> <li>➤ On a sample basis, tested supporting documentation for sales transactions which included sales invoices, customer contracts, and shipping documents.</li> <li>➤ Tested revenue samples focused on sales recorded immediately before the year-end, obtained evidence as regards timing of revenue recognition, based on terms and conditions of sales contracts and delivery documents.</li> <li>➤ Assessed disclosures in financial statements in respect of revenue, as specified in Ind AS 115..</li> </ul>
<p><b>2. Provision and contingent liability related to taxation, litigation and claims (Refer note no. 39 to Consolidated Financial Statements)</b></p> <p>The Group has ongoing litigations with various regulatory and tax authorities and third parties. Where an outflow of funds is believed to be probable and a reliable estimate of the outcome of the dispute can be made based on management's assessment of specific circumstances of each dispute and relevant external advice, management provides for its reliable estimate of the liability. Such accruals are by nature complex and can take number of years to resolve and can involve estimation uncertainty.</p> <p>Due to the level of judgement relating to recognition, valuation and presentation of provisions and contingent liabilities, this is considered to be a key audit matter</p>	<p>As part of our audit procedures, we:</p> <ul style="list-style-type: none"> <li>➤ Obtained an understanding of management's process to identify new obligations and changes in existing obligations for compliance with Ind AS 12 – Income taxes and Ind AS 37 - Provisions, Contingent Liabilities and Contingent Assets.</li> <li>➤ analysed significant changes in material provisions from prior periods and obtained a detailed understanding of these changes and assumptions applied.</li> <li>➤ Our audit procedures related to material provisions recognised and contingent liabilities disclosed in the Consolidated financial statements included: <ul style="list-style-type: none"> <li>• Assessment of the recognition criteria for the liability;</li> <li>• Evaluation of the methodology adopted by management for the measurement of the liability;</li> </ul> </li> </ul>



## Independent Auditor's Report *(Contd.)*

Key Audit Matters	How our audit addressed the Key Audit Matter
	<ul style="list-style-type: none"><li>• Assessment of the other key measurement assumptions and inputs.</li><li>• We have obtained opinions and confirmations from internal /external experts and legal counsel, where necessary, which we have relied upon.</li><li>➤ We reviewed the minutes of the Board meetings including other committees to evaluate the process and controls over obligations operated by management.</li><li>➤ Testing of the mathematical accuracy of the measurement calculation;</li><li>➤ We assessed the appropriateness of the presentation of the most significant contingent liabilities in the financial statements.</li></ul>

### Information Other than the Financial Statements and Auditor's Report Thereon

The Holding Company's management and Board of Directors are responsible for the other information. The other information comprises the information included in the Holding Company's annual report, but does not include the Consolidated Financial Statements and our Auditor's Report thereon. The Annual Report is expected to be made available to us after the date of this auditor's report.

Our opinion on the Consolidated Financial Statements does not cover the other information and we do not express any form of assurance thereon.

In connection with our audit of the Consolidated Financial Statements, our responsibility is to read the other information and, in doing so, consider whether the other information is materially inconsistent with the Consolidated Financial Statements or our knowledge obtained in the audit or otherwise appears to be materially misstated. If, based on the work we have performed and based on the work done/ audit report of other auditor, we conclude that there is a material misstatement of this other information, we are required to report that fact. We have nothing to report in this regard.

### Responsibilities of the Management for the Consolidated Financial Statements

The Holding Company's management and Board of Directors are responsible for the preparation and presentation of these Consolidated Financial Statements in term of the requirements of the Act that give a true and fair view of the consolidated state of affairs, consolidated profit/loss including other comprehensive income, consolidated statement of changes in equity and consolidated cash flows of the Group in accordance with the accounting principles generally accepted in India, including the Indian Accounting Standards (Ind AS) specified under section 133 of the Act. The respective Management and Board of Directors of the companies included in the Group are responsible for maintenance of adequate accounting records in accordance with the provisions of the Act for safeguarding the assets of each company and for preventing and detecting frauds and other irregularities; the selection and application of appropriate accounting policies; making judgments and estimates that are reasonable and prudent; and the design, implementation and maintenance of adequate internal financial controls, that were operating effectively for ensuring accuracy and completeness of the accounting records, relevant to the preparation and presentation of the Consolidated Financial Statements that give a true and fair view and are free from material misstatement, whether due to fraud or error, which have been used for the purpose of preparation of the Consolidated Financial Statements by the Directors of the Holding Company, as aforesaid.



## Independent Auditor's Report *(Contd.)*

In preparing the Consolidated Financial Statements, the respective management and Board of Directors of the companies included in the Group are responsible for assessing the ability of each company to continue as a going concern, disclosing, as applicable, matters related to going concern and using the going concern basis of accounting unless management either intends to liquidate the Company or to cease operations, or has no realistic alternative but to do so.

The respective Board of Directors of the companies included in the Group are responsible for overseeing the financial reporting process of each company.

### **Auditor's Responsibilities for the Audit of the Consolidated Financial Statements**

Our objectives are to obtain reasonable assurance about whether the Consolidated Financial Statements as a whole are free from material misstatement, whether due to fraud or error, and to issue an Auditor's Report that includes our opinion. Reasonable assurance is a high level of assurance, but is not a guarantee that an audit conducted in accordance with SAs will always detect a material misstatement when it exists. Misstatements can arise from fraud or error and are considered material if, individually or in the aggregate, they could reasonably be expected to influence the economic decisions of users taken on the basis of these Consolidated Financial Statements.

As part of an audit in accordance with SAs, we exercise professional judgment and maintain professional scepticism throughout the audit. We also:

- Identify and assess the risks of material misstatement of the Consolidated Financial Statements, whether due to fraud or error, design and perform audit procedures responsive to those risks, and obtain audit evidence that is sufficient and appropriate to provide a basis for our opinion. The risk of not detecting a material misstatement resulting from fraud is higher than for one resulting from error, as fraud may involve collusion, forgery, intentional omissions, misrepresentations, or the override of internal control.
- Obtain an understanding of internal control relevant to the audit in order to design audit procedures that are appropriate in the circumstances. Under section 143(3)(i) of the Act, we are also responsible for expressing our opinion on the internal financial controls with reference to the Consolidated Financial Statements and the operating effectiveness of such controls based on our audit.
- Evaluate the appropriateness of accounting policies used and the reasonableness of accounting estimates and related disclosures made by Management and Board of Directors.
- Conclude on the appropriateness of Management and Board of Directors use of the going concern basis of accounting in preparation of Consolidated Financial Statements and, based on the audit evidence obtained, whether a material uncertainty exists related to events or conditions that may cast significant doubt on the appropriateness of this assumption. If we conclude that a material uncertainty exists, we are required to draw attention in our Auditor's Report to the related disclosures in the Consolidated Financial Statements or, if such disclosures are inadequate, to modify our opinion. Our conclusions are based on the audit evidence obtained up to the date of our Auditor's Report. However, future events or conditions may cause the Group (Holding Company and Subsidiaries) to cease to continue as a going concern.
- Evaluate the overall presentation, structure and content of the Consolidated Financial Statements, including the disclosures, and whether the Consolidated Financial Statements represent the underlying transactions and events in a manner that achieves fair presentation.
- Obtain sufficient appropriate audit evidence regarding the financial information of such entities or business activities within the Group to express an opinion on the Consolidated Financial Statements, of which we are the independent auditors. We are responsible for the direction, supervision and performance of the audit of financial information of such entities included in the Consolidated Financial Statements of which we are the independent auditors. For the other



## Independent Auditor's Report *(Contd.)*

entity included in the Consolidated Financial Statements, which has been audited by other auditor, such other auditor remains responsible for the direction, supervision and performance of the audit carried out by them. We remain solely responsible for our audit opinion. Our responsibilities in this regard are further described in the section titled 'Other Matters' in this audit report.

Materiality is the magnitude of misstatements in the Consolidated Financial Statements that, individually or in aggregate, makes it probable that the economic decisions of a reasonably knowledgeable user of the Consolidated Financial Statements may be influenced. We consider quantitative materiality and qualitative factors in (i) planning the scope of our audit work and in evaluating the results of our work; and (ii) to evaluate the effect of any identified misstatements in the Consolidated Financial Statements.

We believe that the audit evidence obtained by us along with the consideration of audit report of the other auditor referred to in the Other Matters paragraph below, is sufficient and appropriate to provide a basis for our audit opinion on the Consolidated Financial Statements.

We communicate with those charged with governance of the Holding Company and such other entities included in the Consolidated Financial Statements of which we are the independent auditors regarding, among other matters, the planned scope and timing of the audit and significant audit findings, including any significant deficiencies in internal control that we identify during our audit.

We also provide those charged with governance with a statement that we have complied with relevant ethical requirements regarding independence, and to communicate with them all relationships and other matters that may reasonably be thought to bear on our independence, and where applicable, related safeguards.

From the matters communicated with those charged with governance, we determine those matters that were of most significance in the audit of the Consolidated Financial Statements of the current period and are therefore the key audit matters. We describe these matters in our Auditor's Report unless law or regulation precludes public disclosure about the matter or when, in extremely rare circumstances, we determine that a matter should not be communicated in our report because the adverse consequences of doing so would reasonably be expected to outweigh the public interest benefits of such communication.

### **Other Matter**

We did not audit the financial statements of 2 subsidiaries whose financial statements includes total assets of Rs. 151749.82 Lakhs as at March 31, 2022, total revenues of Rs.140604.45 Lakhs, total net profit after tax of Rs. 14307.58 Lakhs, total comprehensive income of Rs.14210.75 Lakhs for the year ended March 31, 2022 and net cash inflow of Rs.776.11 Lakhs for the year ended March 31, 2022, as considered in the Consolidated Financial Statements. These Financial Statements have been audited by other auditor whose report has been furnished to us by the Management and our opinion on the Consolidated Financial Statements and our report in terms of sub-section (3) of Section 143 of the Act, in so far as it relates to the amounts and disclosures included in respect of the subsidiary, are based solely on the reports of the other auditor.

Our opinion on the Consolidated Financial Statements is not modified in respect of the above matters with respect to our reliance on the work done and the reports of the other auditors.

### **Report on Other Legal and Regulatory Requirements**

1. As required by the Companies (Auditor's Report) Order, 2020, issued by the Central Government of India in terms of sub-section (11) of section 143 of the Act, (hereinafter referred to as the "Order"), to report on the matters specified in paragraphs 3 and 4 of the Order, to the extent applicable, we report that there have not been any qualifications or adverse remarks by the respective auditors in the Companies (Auditor's Report) Order (CARO) reports of the companies included in these consolidated financial statements.





## Independent Auditor's Report *(Contd.)*

2. As required by section 143(3) of the Act, based on our audit and on the consideration of report of the other auditor on separate financial statements of such subsidiary as was audited by other auditor, as noted in the 'Other Matters' paragraph, we report, to the extent applicable, that:
  - a) We have sought and obtained all the information and explanations which to the best of our knowledge and belief were necessary for the purposes of our audit of the aforesaid Consolidated Financial Statements.
  - b) In our opinion, proper books of account as required by law relating to preparation of the aforesaid Consolidated Financial Statements have been kept so far as it appears from our examination of those books and the report of the other auditor.
  - c) The consolidated balance sheet, the consolidated statement of profit and loss (including other comprehensive income), the consolidated statement of changes in equity and the consolidated statement of cash flows dealt with by this Report are in agreement with the relevant books of account maintained for the purpose of preparation of the Consolidated Financial Statements.
  - d) In our opinion, the aforesaid Consolidated Financial Statements comply with the specified under section 133 of the Act.
  - e) On the basis of the written representations received from the directors of the Holding Company as on 31 March 2022 taken on record by the Board of Directors of the Holding Company and the reports of the statutory auditors of its subsidiary companies incorporated in India, none of the directors of the Group companies incorporated in India are disqualified as on 31 March 2022 from being appointed as a director in terms of section 164(2) of the Act.
  - f) With respect to the adequacy of the internal financial controls with reference to financial statements of the Holding Company and its subsidiary companies incorporated in India and the operating effectiveness of such controls, refer to our separate Report in "Annexure A".
  - g) With respect to the matter to be included in the Auditor's Report under section 197(16): In our opinion and according to the information and explanations given to us the remuneration paid during the current year by the Holding Company and its subsidiary companies, where applicable, to its directors is in accordance with the provisions of section 197 of the Act. The remuneration paid to any director by the Holding Company and its subsidiary companies is not in excess of the limit laid down under section 197 of the Act,
  - h) With respect to the other matters to be included in the Auditor's Report in accordance with Rule 11 of the Companies (Audit and Auditors) Rules, 2014, in our opinion and to the best of our information and according to the explanations given to us and based on the consideration of the reports of the other auditors on separate financial statements of the subsidiaries as noted in the 'Other Matters' paragraph:
    - i. The Consolidated Financial Statements disclose the impact of pending litigations as at 31 March 2022 on the consolidated financial position of the Group. Refer Note 39 to the Consolidated Financial Statements;
    - ii. The Group has accounted for material foreseeable losses, if any, for long-term contracts including derivative contracts, during the year end March 31, 2022.
    - iii. There has been no delay in transferring amounts to the Investor Education and Protection Fund by the Holding Company or its subsidiary companies incorporated in India during the year ended 31 March 2022;
    - iv. The Management has represented that, to the best of its knowledge and belief:
      - (a) No funds have been advanced or loaned or invested (either from borrowed funds or share premium or any



## Independent Auditor's Report *(Contd.)*

- other sources or kind of funds) by the Group to or in any other person(s) or entity(ies) including foreign entities ("Intermediaries") with the understanding, recorded in writing or otherwise, that the intermediary shall, either directly or indirectly lend or invest in other persons or entities identified in any manner whatsoever by or on behalf of the Group ('Ultimate Beneficiaries') or provide any guarantee, security or the like on behalf of the Ultimate Beneficiaries.
- (b) No funds have been received by the Group from any person(s) or entity(ies) including foreign entities ("Funding Parties"), with the understanding, recorded in writing or otherwise, that the Group shall, either directly or indirectly, lend or invest in other persons or entities identified in any manner whatsoever by or on behalf of the Funding Party ("Ultimate Beneficiaries") or provide any guarantee, security or the like on behalf of the Ultimate Beneficiaries.
- (c) Based on audit procedures, as considered reasonable and appropriate in the circumstances, performed by us and the auditors of the subsidiaries, we report that nothing has come to our notice that has caused us to believe that the representations as above contain any material mis-statement.
- v. The dividend declared or paid during the year by the Holding Company and its Indian subsidiaries are in compliance with Section 123 of the Act.
- vi. MCA Vide its notification dated 31.03.2022 has extended the requirement of implementation of audit trail software to financial year commencing on or after 1st April 2023, accordingly reporting under Rule 11 (g) of Companies (Audit and Auditors) Amendment Rule 2021 is not applicable.

For **Singhi & Co.**  
*Chartered Accountants*  
Firm Registration No: 302049E

**Sudesh Choraria**  
*Partner*  
Membership No: 204936  
UDIN: 22204936AJRCKC6725

Date : May 26, 2022  
Place: Mumbai



## Annexure - A

to the Independent Auditor's Report

Report on the internal financial controls with reference to the aforesaid Consolidated Financial Statements under section 143(3)(i) of the Companies Act, 2013

**(Referred to in paragraph 2 (f) under 'Report on Other Legal and Regulatory Requirements' section of our report of even date)**

In conjunction with our audit of the Consolidated Financial Statements of West Coast Paper Mills Limited ('the Holding Company') as of and for the year ended 31st March 2022, we have audited the internal financial controls over financial reporting of the Holding Company and its subsidiary companies incorporate in India, as of that date.

### Management's Responsibility for Internal Financial Controls

The respective Company's management and the Board of Directors are responsible for establishing and maintaining internal financial controls with reference to Consolidated Financial Statements based on the criteria established by the respective Company considering the essential components of internal control stated in the Guidance Note. These responsibilities include the design, implementation and maintenance of adequate internal financial controls that were operating effectively for ensuring the orderly and efficient conduct of its business, including adherence to the respective company's policies, the safeguarding of its assets, the prevention and detection of frauds and errors, the accuracy and completeness of the accounting records, and the timely preparation of reliable financial information, as required under the Companies Act, 2013 (hereinafter referred to as "the Act").

### Auditor's Responsibility

Our responsibility is to express an opinion on the internal financial controls with reference to Consolidated Financial Statements based on our audit. We conducted our audit in accordance with the Guidance Note and the Standards on Auditing, prescribed under section 143(10) of the Act, to the extent applicable to an audit of internal financial controls with reference to Consolidated Financial Statements. Those Standards and the Guidance Note require that we comply with ethical requirements and plan and perform the audit to obtain reasonable assurance about whether adequate internal financial controls with reference to Consolidated Financial Statements were established and maintained and if such controls operated effectively in all material respects.

Our audit involves performing procedures to obtain audit evidence about the adequacy of the internal financial controls with reference to Consolidated Financial Statements and their operating effectiveness. Our audit of internal financial controls with reference to Consolidated Financial Statements included obtaining an understanding of internal financial controls with reference to Consolidated Financial Statements, assessing the risk that a material weakness exists, and testing and evaluating the design and operating effectiveness of the internal controls based on the assessed risk. The procedures selected depend on the Auditor's judgement, including the assessment of the risks of material misstatement of the Consolidated Financial Statements, whether due to fraud or error.

We believe that the audit evidence we have obtained is sufficient and appropriate to provide a basis for our audit opinion on the internal financial controls with reference to Consolidated Financial Statements.

### Meaning of Internal Financial Controls with reference to Consolidated Financial Statements

A company's internal financial controls with reference to Consolidated Financial Statements are a process designed to provide reasonable assurance regarding the reliability of financial reporting and the preparation of financial statements for external purposes in accordance with generally accepted accounting principles. A company's internal financial controls with reference to Consolidated Financial Statements includes those policies and procedures that (1) pertain to the maintenance of records that, in reasonable detail, accurately and fairly reflect the transactions and dispositions of the assets of the company; (2) provide reasonable assurance that transactions are recorded as necessary to permit preparation of financial statements in accordance with generally accepted accounting principles, and that receipts and expenditures of the company are being



## Annexure - A

to the Independent Auditor's Report (*Contd.*)

made only in accordance with authorisations of management and directors of the company; and (3) provide reasonable assurance regarding prevention or timely detection of unauthorised acquisition, use, or disposition of the company's assets that could have a material effect on the financial statements.

### **Inherent Limitations of Internal Financial Controls with reference to Consolidated Financial Statements**

Because of the inherent limitations of internal financial controls with reference to Consolidated Financial Statements, including the possibility of collusion or improper management override of controls, material misstatements due to error or fraud may occur and not be detected. Also, projections of any evaluation of the internal financial controls with reference to Consolidated Financial Statements to future periods are subject to the risk that the internal financial controls with reference to Consolidated Financial Statements may become inadequate because of changes in conditions, or that the degree of compliance with the policies or procedures may deteriorate.

### **Opinion**

In our opinion, the Holding Company and its subsidiary companies incorporated in India have, in all material respects, adequate internal financial controls with reference to Consolidated Financial Statements and such internal financial controls were operating effectively as at 31 March 2022, based on the internal financial controls with reference to Consolidated Financial Statements criteria established by such companies considering the essential components of such internal controls stated in the Guidance Note on Audit of Internal Financial Controls Over Financial Reporting issued by the Institute of Chartered Accountants of India.

### **Other Matter**

Our aforesaid reports are under section 143(3)(i) of the Act on the adequacy and operating effectiveness of the internal financial controls over financial reporting insofar as it relates to subsidiaries, which are incorporated in India, is based on the corresponding reports of the auditors of such companies. Our opinion is not qualified in respect of this matter

For **Singhi & Co.**

*Chartered Accountants*

Firm Registration No: 302049E

**Sudesh Choraria**

*Partner*

Membership No: 204936

UDIN: 22204936AJRCKC6725

Date : May 26, 2022

Place: Mumbai



# Consolidated Balance Sheet

as at March 31, 2022

(₹ in Lakhs)

	Note	As at	
		March 31, 2022	March 31, 2021
<b>ASSETS</b>			
<b>Non-current assets</b>			
Property, plant and equipment	2a	1,42,226.99	1,54,969.22
Capital work in progress	3	2,175.46	3,224.02
Right of use assets	2a	3,215.58	1,346.67
Goodwill	2b	18,371.29	18,371.29
Intangible assets	2b	11,204.45	11,963.48
Intangible Assets under development		-	143.83
Biological assets other than bearer plants	4	674.34	684.49
Financial Assets:			
i. Other Investments	5	13,893.23	10,782.51
ii. Loans	6	-	400.00
iii. Other financial assets	7	662.56	624.03
Other non-current assets	8	4,244.42	3,532.13
Current Tax Assets (net)	9	475.89	515.88
Deferred Tax Assets (net)	10	8,418.09	6,841.00
<b>Total Non-Current Assets</b>		<b>2,05,562.30</b>	<b>2,13,398.55</b>
<b>Current Assets</b>			
Inventories	11	39,577.52	41,183.79
Biological assets other than bearer plants	4	-	44.39
Financial Assets:			
i. Investments	5	33,300.29	11,196.00
ii. Trade receivables	12	24,229.31	20,394.18
iii. Cash and cash equivalents	13	2,780.44	2,099.58
iv. Other bank balances	14	3,233.70	7,047.50
v. Loans	6	10,596.60	6,238.30
vi. Other financial assets	7	1,125.40	509.90
Other current assets	15	13,742.96	11,465.46
Assets classified as held for sale	16	129.68	167.80
<b>Total Current Assets</b>		<b>1,28,715.90</b>	<b>1,00,346.90</b>
<b>Total Assets</b>		<b>3,34,278.20</b>	<b>3,13,745.45</b>
<b>EQUITY AND LIABILITIES</b>			
<b>Equity</b>			
Equity share capital	17	1,320.98	1,320.98
Other equity	18	1,67,299.69	1,37,565.80
Non-controlling interest	18	34,882.55	31,577.79
<b>Total Equity</b>		<b>2,03,503.22</b>	<b>1,70,464.57</b>
<b>Liabilities</b>			
<b>Non-current liabilities</b>			
Financial Liabilities			
i. Borrowings	19	23,508.55	40,583.03
ii. Lease Liabilities	20	2,779.63	863.32
iii. Other financial liabilities	21	5,915.77	6,144.96
Provisions	22	762.46	589.06
Deferred tax liabilities (net)	23	10,944.54	11,814.21
Other non-current liabilities	24	7,974.55	7,568.59
<b>Total Non-Current Liabilities</b>		<b>51,885.50</b>	<b>67,563.17</b>
Current Liabilities			
Financial Liabilities			
i. Borrowings	25	21,078.86	25,634.04
ii. Lease Liabilities	20	467.21	494.22
iii. Trade payables			
a) Micro, Small & Medium Enterprises	26	3,674.01	2,854.74
b) Others	26	23,869.68	17,593.48
iv. Other financial liabilities	21	12,969.52	11,413.51
Provisions	22	9,213.96	8,329.97
Other current liabilities	27	7,616.24	9,397.75
<b>Total Current Liabilities</b>		<b>78,889.48</b>	<b>75,717.71</b>
<b>Total Equity and Liabilities</b>		<b>3,34,278.20</b>	<b>3,13,745.45</b>

The accompanying notes are an integral part of the Consolidated financial statements.

As per our Report of even date

For and on behalf of the Board

For **Singhi & Co.**

Chartered Accountants

Firm Registration No. 302049E

**Sudesh Choraria**

Partner

M.No. 204936

Place: Dandeli

Date: May 26, 2022

**S. K. Bangur**

Chairman &amp; Managing Director

**Virendra Bangur**

Joint Managing Director

**Rajendra Jain**

Executive Director &amp; CFO

**Brajmohan Prasad**

Company Secretary



# Consolidated Statement of Profit and Loss

for the year ended March 31, 2022

(₹ in Lakhs)

	Note	For the year ended	
		March 31, 2022	March 31, 2021
<b>REVENUE</b>			
Revenue from Operations	28	3,36,803.91	2,24,452.90
Revenue from Trading Operations	29	963.08	-
Other Income	30	5,822.26	2,466.10
<b>Total Income</b>		<b>3,43,589.25</b>	<b>2,26,919.00</b>
<b>EXPENSES</b>			
Cost of materials consumed	31	1,64,159.01	1,09,502.85
Purchases of stock in trade	32	780.05	-
Changes in inventories of finished goods & work in progress	33	4,709.72	7,829.56
Employee benefits expense	34	35,861.10	31,315.15
Finance costs	35	5,869.73	7,011.27
Depreciation and amortization expense	36	21,253.05	22,935.37
Other expenses	37	68,916.26	50,541.27
<b>Total Expenses</b>		<b>3,01,548.92</b>	<b>2,29,135.47</b>
<b>Profit / (Loss) before exceptional items and tax</b>		<b>42,040.33</b>	<b>(2,216.47)</b>
Exceptions items (Refer Note 64)		-	(400.66)
<b>Profit / (Loss) before tax</b>		<b>42,040.33</b>	<b>(2,617.13)</b>
Income Tax expense	38		
Current Tax		10,193.57	748.38
Mat Credit (Entitlement) / Reversals		-	318.56
Deferred Tax		(2,741.31)	(3,245.81)
<b>Total tax expenses</b>		<b>7,452.26</b>	<b>(2,178.87)</b>
<b>Profit / (Loss) for the period from continuing operations</b>		<b>34,588.07</b>	<b>(438.26)</b>
<b>Other Comprehensive Income</b>			
Items that will not be reclassified to Profit or Loss	18		
(a) Remeasurement of employees benefit obligations		(527.02)	498.84
- Income tax on above		168.56	(138.47)
(b) Equity instruments through other comprehensive income		29.00	159.00
- Income tax on above		(6.64)	(37.04)
<b>Other Comprehensive Income / (Loss) for the period ( net of tax )</b>		<b>(336.10)</b>	<b>482.33</b>
<b>Total Comprehensive Income / (Loss) for the year</b>		<b>34,251.97</b>	<b>44.07</b>
<b>Net Profit / (Loss) attributable to :</b>			
Owners		30,703.52	(310.42)
Non-controlling interests		3,884.55	(127.84)
		<b>34,588.07</b>	<b>(438.26)</b>
Other Comprehensive Income / (Loss) attributable to :			
Owners		(309.14)	372.22
Non-controlling interests		(26.96)	110.11
		<b>(336.10)</b>	<b>482.33</b>
<b>Total Comprehensive Income / (Loss) attributable to :</b>			
Owners		30,394.38	61.80
Non-controlling interests		3,857.59	(17.73)
		<b>34,251.97</b>	<b>44.07</b>
<b>Earnings per share ( Basic / Diluted) (in ₹)</b>		<b>46.49</b>	<b>(0.47)</b>
<b>SIGNIFICANT ACCOUNTING POLICIES</b>			
	1		

The accompanying notes are an integral part of the Consolidated financial statements.

As per our Report of even date

For **Singhi & Co.**  
Chartered Accountants  
Firm Registration No. 302049E

**Sudesh Choraria**  
Partner  
M.No. 204936  
Place: Dandeli  
Date: May 26, 2022

For and on behalf of the Board

**S. K. Bangur**  
Chairman & Managing Director

**Virendraa Bangur**  
Joint Managing Director

**Rajendra Jain**  
Executive Director & CFO

**Brajmohan Prasad**  
Company Secretary



## Consolidated Statement of Changes in Equity

for the year ended March 31, 2022

(All amounts of ₹ in Lakhs, except share data and unless otherwise stated)

### A. EQUITY SHARE CAPITAL

Particulars	Balance at the beginning of the reporting year		Changes in equity share capital during the year*		Balance at the end of the reporting year	
	No. of Shares	Amount in Lakhs	No. of Shares	Amount in Lakhs	No. of Shares	Amount in Lakhs
	For the year ended March 31, 2021	6,60,48,908	1,320.98	-	-	6,60,48,908
<b>For the year ended March 31, 2022</b>	<b>6,60,48,908</b>	<b>1,320.98</b>	<b>-</b>	<b>-</b>	<b>6,60,48,908</b>	<b>1,320.98</b>

\*There were no changes in Equity share Capital due to prior period errors.

### B. OTHER EQUITY

Particulars	Reserves & Surplus						Other Comprehensive Income(OCI) Equity Instruments through OCI	Total attributable to owners of the Company	Attributable to Non Controlling Interest	Total
	Security Premium Account	Retained Earnings	Capital Redemption Reserve	Equity Share warrant forfeited	General Reserve	Remeasurement of net defined benefit plan				
<b>Opening as on April 01, 2020</b>	<b>14,572.54</b>	<b>80,713.71</b>	<b>6,500.00</b>	<b>277.50</b>	<b>36,934.35</b>	<b>(1,520.68)</b>	<b>26.58</b>	<b>1,37,504.00</b>	<b>31,595.52</b>	<b>1,69,099.52</b>
Profit for the year	-	(310.42)	-	-	-	-	-	(310.42)	(127.84)	(438.26)
Remeasurement of net defined benefit liability/asset ( net of tax )	-	-	-	-	-	284.16	-	284.16	76.21	360.37
Dividends paid (including Dividend Distribution Tax)	-	-	-	-	-	-	-	-	-	-
Change in fair value of Equity Instruments (net of tax)	-	-	-	-	-	-	88.06	88.06	33.90	121.96
Balance as on March 31, 2021	14,572.54	80,403.29	6,500.00	277.50	36,934.35	(1,236.52)	114.64	1,37,565.80	31,577.79	1,69,143.59
Opening as on April 01, 2021	14,572.54	80,403.29	6,500.00	277.50	36,934.35	(1,236.52)	114.64	1,37,565.80	31,577.79	1,69,143.59
Profit for the year	-	30,703.52	-	-	-	-	-	30,703.52	3,884.55	34,588.07
Remeasurement of net defined benefit liability/asset (net of tax)	-	-	-	-	-	(325.28)	-	(325.28)	(33.17)	(358.46)
Dividends paid	-	(660.49)	-	-	-	-	-	(660.49)	(552.83)	(1,213.32)
Change in fair value of Equity Instruments (net of tax)	-	-	-	-	-	-	16.14	16.14	6.22	22.36
<b>Balance as on March 31, 2022</b>	<b>14,572.54</b>	<b>1,10,446.32</b>	<b>6,500.00</b>	<b>277.50</b>	<b>36,934.35</b>	<b>(1,561.81)</b>	<b>130.79</b>	<b>1,67,299.69</b>	<b>34,882.55</b>	<b>2,02,182.24</b>

The accompanying notes are an integral part of the Consolidated financial statements.

As per our Report of even date

For **Singhi & Co.**  
Chartered Accountants  
Firm Registration No. 302049E

**Sudesh Choraria**  
Partner  
M.No. 204936  
Place: Dandeli  
Date: May 26, 2022

For and on behalf of the Board

**S. K. Bangur**  
Chairman & Managing Director

**Virendra Bangur**  
Joint Managing Director

**Rajendra Jain**  
Executive Director & CFO

**Brajmohan Prasad**  
Company Secretary



# Consolidated Cash Flow Statement

for the year ended March 31, 2022

(₹ in Lakhs)

Particulars	For the year ended	
	March 31, 2022	March 31, 2021
<b>CASH FLOW FROM OPERATING ACTIVITIES</b>		
<b>Profit/(Loss) before Income Tax</b>	<b>42,040.33</b>	<b>(2,617.13)</b>
<b>Adjustments for :</b>		
Depreciation and amortisation	21,253.05	22,935.37
Loss / (Gain) on disposal of Property, plant and equipment	415.16	1,292.96
Loss / (Gain) on sale of investments	(196.18)	(90.73)
Net gain on financial assets designated on FVTPL	(253.88)	(31.70)
Dividend and interest income classified as investing cash flows	(2,538.54)	(1,248.24)
Finance costs	6,260.51	6,767.32
Government grant income	(578.74)	(578.74)
Provision for doubtful debts	20.02	32.99
Net exchange differences	(381.29)	326.36
Fair value adjustment in investment	(17.30)	(2.01)
Gain on termination of lease	(56.42)	-
Liabilities & Provisions written back	(1,664.02)	(395.44)
<b>Total</b>	<b>22,262.37</b>	<b>29,008.14</b>
<b>Operating profit before working capital changes</b>	<b>64,302.70</b>	<b>26,391.01</b>
<b>Adjustments for :</b>		
(Increase) / decrease in trade receivables	(4,085.42)	(6,228.18)
(Increase) / decrease in inventories	1,660.82	13,715.00
(Increase) / decrease in other financial assets	(391.14)	398.24
(Increase) / decrease in other non-current assets	(356.49)	116.54
(Increase) / decrease in other current assets	(2,290.06)	(2,965.40)
Increase / (decrease) in trade liabilities	8,596.80	(399.71)
Increase / (decrease) in provisions	799.51	(522.46)
Increase / (decrease) in other financial liabilities	1,904.18	127.55
Increase / (decrease) in non-current liabilities	(1,425.52)	3,129.53
<b>Total</b>	<b>4,412.68</b>	<b>7,371.11</b>
<b>Cash generated from operations</b>	<b>68,715.38</b>	<b>33,762.12</b>
Less: Income Tax paid	(9,659.25)	(20.01)
<b>Net cash inflow / (outflow) from operating activities</b>	<b>59,056.13</b>	<b>33,782.13</b>
<b>CASH FLOW FROM INVESTING ACTIVITIES</b>		
Payments for property, plant and equipment	(6,281.40)	(7,293.75)
Purchase of intangible assets	(4.82)	(111.29)
Proceeds from sale of property, plant and equipment	64.90	80.65
Purchase of non-current investments	(15,643.11)	(8,712.99)
Proceeds from sale of non-current investments	9,256.25	-
Purchase of current investments	(95,062.50)	(41,025.47)
Proceeds from sale of current Investments	76,652.28	32,649.23
Inter-corporate deposits given	(13,735.00)	(6,404.00)
Inter-corporate deposits matured	9,744.00	4,000.00





## Consolidated Cash Flow Statement (Contd.)

for the year ended March 31, 2022

(₹ in Lakhs)

Particulars	For the year ended	
	March 31, 2022	March 31, 2021
Term / margin money deposits placed during the year	(2,721.22)	(7,346.39)
Term / margin money deposits matured during the year	6,327.00	16,382.25
Bank deposits	187.97	(125.51)
Interest received	2,313.71	1,312.10
Dividend income received	0.14	-
<b>Net Cash inflow / outflow from Investing Activities</b>	<b>(28,901.80)</b>	<b>(16,595.17)</b>
<b>CASH FLOW FROM FINANCING ACTIVITIES</b>		
Proceeds from long term borrowings	10,324.00	7,500.00
Repayments of long term borrowings	(31,581.41)	(18,868.26)
Proceeds / (repayment) of short term borrowings (net)	(50.09)	1,932.47
Interest and finance charges	(5,875.49)	(6,627.47)
Dividends paid to company's shareholders	(1,213.32)	-
Repayment of lease liability	(1,077.16)	(600.24)
Repayment of lease liability	(600.24)	(148.45)
<b>Net cash inflow / (outflow) from Financing Activities</b>	<b>(29,473.47)</b>	<b>(16,663.50)</b>
<b>Net increase / (decrease) in cash and cash equivalents</b>	<b>680.86</b>	<b>523.46</b>
<b>Net increase or (decrease) in cash and cash equivalents during the year</b>	<b>680.86</b>	<b>523.46</b>
<b>Cash and cash equivalents at the beginning of the financial year</b>	<b>2,099.58</b>	<b>1,576.12</b>
<b>Cash and cash equivalents at the end of the financial year</b>	<b>2,780.44</b>	<b>2,099.58</b>
<b>Reconciliation of Financial Liabilities - Borrowings</b>		
	<b>2021-22</b>	<b>2020-21</b>
Opening balance	68,715.66	78,348.27
Add: Proceeds of borrowings	10,324.00	7,500.00
Less: (Repayment) of borrowings	(31,581.41)	(18,868.26)
Less: Proceeds / (repayments) of borrowings (short term) (net)	(50.09)	1,932.47
Add / (Less): Non-cash movement	(885.68)	(196.82)
	<b>46,522.48</b>	<b>68,715.66</b>

The accompanying notes are an integral part of the Consolidated financial statements.

As per our Report of even date

For **Singhi & Co.**

Chartered Accountants

Firm Registration No. 302049E

**Sudesh Choraria**

Partner

M.No. 204936

Place: Dandeli

Date: May 26, 2022

For and on behalf of the Board

**S. K. Bangur**

Chairman &amp; Managing Director

**Virendraa Bangur**

Joint Managing Director

**Rajendra Jain**

Executive Director &amp; CFO

**Brajmohan Prasad**

Company Secretary



# Notes to Consolidated Financial Statements

as at and for the year ended March 31, 2022

## Note 1 – Company Overview, Basis of Preparation and Significant Accounting Policies

### I. The Company Overview:

West Coast Paper Mills Limited, a Public Limited Company listed on the National Stock Exchange of India Limited and the Bombay Stock Exchange Limited. The registered office of the Parent Company is situated at Bangur Nagar, Dandeli 581325 District Uttar Kannada, Karnataka which was established in 1955. The Parent Company has two business activities: Paper & Paper Board at Dandeli and Optical Fibre Cable at Mysore. The Company's Dandeli Plant and one of its subsidiary is integrated Pulp & Paper Plant and produce various type of quality Paper & Paper Board. This caters to needs of innumerable industries in printing, writing, publishing, stationary, notebooks and packaging sectors in India. The Company strongly believes on Continuous Improvement in product quality, reduction in cost, and Environment Management. The Company is ISO 9001:2015 (QMS), ISO 14001:2015 (EMS) and ISO 45001:2018 (OHSMS) Certified. The Company's Mysore Plant and one of its other subsidiary produces Optical Fibre Cable which cater requirement of telecom sector of India.

### II. Basis of Preparation of Financial Statements:

#### a) Basis of Preparation:

The Consolidated Financial Statements ("the financial statements") relate to the Company and its subsidiaries (collectively "the group") and its interest in associates. The Consolidated Financial Statements of the Group, are prepared in accordance with the Indian Accounting Standards (Ind AS) under the historical cost convention on the accrual basis. The Ind AS are prescribed under section 133 of the Companies Act, 2013, and the relevant provisions thereof. The financial statements of the subsidiary companies used in the preparation of the Consolidated financial statements have been drawn upto the same report date as that of the parent Company.

Accounting policies have been consistently applied except where a newly issued Accounting Standard is initially adopted or a revision to an existing Accounting Standard requires a change in the accounting policy hitherto in use. The Group has prepared these Consolidated Financial Statements as per the format prescribed in Schedule III to the Companies Act, 2013.

#### b) Principles of consolidation and equity accounting:

##### i. Subsidiaries:

Subsidiaries are all entities over which the Group has control. The Group controls an entity when the Group is exposed to, or has rights to, variable returns from its involvement with the entity and has the ability to affect those returns through its power to direct the relevant activities of the entity. Subsidiaries are fully consolidated from the date on which control is transferred to the Group. They are deconsolidated from the date that control ceases. The acquisition method of accounting is used to account for business combinations by the Group. The Group combines the financial statements of the Holding Company and its subsidiaries line by line adding together like items of assets, liabilities, equity, income and expenses. Intercompany transactions, balances and unrealised gains on transactions between Group companies are eliminated. Unrealised losses are also eliminated unless the transaction provides evidence of an impairment of the transferred asset. Accounting policies of subsidiaries have been changed where necessary to ensure consistency with the policies adopted by the Group.

Non-controlling interests in the results and equity of subsidiaries are shown separately in the consolidated statement of profit and loss, consolidated statement of changes in equity and consolidated balance sheet respectively.

##### ii. Associates:

Associates are all entities over which the Group has significant influence but not control or joint control. This is



## Notes to Consolidated Financial Statements

as at and for the year ended March 31, 2022 (Contd.)

generally the case where the Group holds between 20% and 50% of the voting rights. Investments in associates are accounted for using the equity method of accounting, after initially being recognised at cost.

### c) Business Combination and Goodwill:

The Group applies the acquisition method in accounting for business combinations. The consideration transferred by the Group to obtain control of a subsidiary is calculated as the sum of the fair values of assets transferred on acquisition-date, liabilities assumed and the equity interests issued by the Group, which includes the fair value of any asset or liability arising from a contingent consideration arrangement. For this purpose, the liabilities assumed include contingent liabilities representing present obligation and they are measured at their acquisition date fair values irrespective of the fact that outflow of resources embodying economic benefits is not probable. Acquisition costs are expensed as incurred.

Identifiable assets acquired and liabilities and contingent liabilities assumed in a business combination are measured initially at their fair values on acquisition-date. Deferred tax asset or liability arising from a business combination are recognized in accordance with the requirements of Ind AS 12 "Income Taxes".

Goodwill is initially measured at cost, being the excess of the aggregate of the consideration transferred and the amount recognised for non-controlling interests, and any previous interest held, over the net identifiable assets acquired and liabilities assumed. If the fair value of the net assets acquired is in excess of the aggregate consideration transferred, the excess is recognised as capital reserve.

### d) Functional and Presentation Currency:

The Consolidated Financial Statements have been presented in Indian Rupees (INR), which is the Company's functional currency. All financial information presented in INR has been rounded off to the nearest two decimals of Lakhs unless otherwise stated.

### e) Use of Estimates:

The preparation of the Financial Statements in conformity with the Ind AS requires Management to make estimates and assumptions. These estimates and assumptions affect the reported amount of assets and liabilities, disclosure of contingent liabilities as on the date of the Financial Statements and the reported amount of revenues and expenses during the reporting period. Difference between the actual results and estimates are recognized in the period in which the results are known/ materialized.

### f) Classification of Assets and Liabilities as Current and Non-Current:

All Assets and Liabilities have been classified as Current or Non-Current as per the Group's normal operating cycle and other criteria set out in the Schedule III to the Companies Act, 2013. Based on the nature of product & activities of the Group and their realisation in cash and cash equivalent, the Group has determined its operating cycle as twelve months for the purpose of Current and Non-Current classification of assets and liabilities. Deferred tax assets and liabilities are classified as non-current assets and liabilities.

## III. Significant Accounting Policies:

### a) Property, Plant and Equipments (PPE):

PPE are stated at cost of acquisition (net of Cenvat & VAT / GST wherever applicable) or construction less accumulated depreciation and impairment loss, if any. Cost includes any directly attributable cost of bringing each asset to its working condition for intended use.



## Notes to Consolidated Financial Statements

as at and for the year ended March 31, 2022 (Contd.)

Assets under installation or under construction as at Balance Sheet date are shown as Capital work in progress together with project expenses.

Subsequent expenditure on major maintenance or repairs includes the cost of the replacement of parts of assets and overhaul costs. Where an asset or part of an asset is replaced and it is probable that future economic benefits associated with the item will be available to the Group, the expenditure is capitalised and the carrying amount of the item replaced is derecognised. Similarly, overhaul costs associated with major maintenance are capitalised and depreciated over their useful lives where it is probable that future economic benefits will be available and any remaining carrying amounts of the cost of previous overhauls are derecognised.

### Decommissioning Liability:

Cost of PPE also includes the estimate of the costs of dismantling and removing the item and restoring the land back on vacant conditions at the end of lease period. The Group has estimated such costs being the present value of future liability for decommissioning. Such costs are capitalized and a provision of the equivalent amount has been created. The provision is periodically increased by adding the interest cost at the IRR determined by the Group.

### Disposal of Assets:

An item of PPE is derecognised upon disposal or when no future economic benefits are expected to arise from the continued use of the asset. Any gain or loss arising on the disposal or retirement of an item of PPE is determined as the difference between net disposal proceeds and the carrying amount of the asset and is recognised in the Statement of Profit and Loss.

### Intangible Assets:

Intangible Assets are stated at cost of acquisition less accumulated depreciation & impairment loss, if any.

An intangible asset is derecognised on disposal, or when no future economic benefits are expected from use. Gains or losses arising from derecognition of an intangible asset, measured as the difference between the net disposal proceeds and the carrying amount of the asset are recognised in the Statement of Profit and Loss when the asset is derecognised.

### b) Depreciation & Amortization:

The Parent Company and a subsidiary depreciates PPE over their estimated useful lives as per the provisions of the Schedule II of the Companies Act, 2013. The estimated useful lives of PPE are as follows:

Sr. No.	Particulars	Useful Life	Method
1.	Factory Buildings	30	WDV
2.	Non Factory Buildings	60	WDV
3.	Plant, Machinery & Equipments*	05-20	WDV
4.	Furniture, Fixtures and office equipments*	05-10	WDV
5.	Motor Vehicles	08-10	WDV
6.	Computers & other IT Assets	03	WDV
7.	Roads & Drainage*	20	WDV
8.	Intangible Assets*	03	WDV

\*Based on technical evaluation, the Management believes that the useful lives as given above best represents the period over which Management expects to use these assets. Hence, the useful lives for these assets are different from the useful lives as prescribed under Part C of Schedule II of the Companies Act 2013.



## Notes to Consolidated Financial Statements

as at and for the year ended March 31, 2022 (Contd.)

In case of one of the Subsidiary Andhra Papers Ltd (APL), the estimated useful lives of PPE determined are as follows:

Sr. No.	Particulars	Useful Life	Method
1.	Building Free-hold – Factory	30	SLM
2.	Building Free-hold – Residential	60	SLM
3.	Plant & Machinery	15-25	SLM
4.	Lease Hold Improvements	4-8	SLM
5.	Furniture	10	WDV
6.	Office Equipments	5	WDV
7.	Vehicles	8	WDV
8.	Software	5-15	SLM

In respect of incremental cost arising on account of realized / notional gain / loss on foreign currency liability for acquisition of fixed assets, depreciation is provided over the remaining residual life of the respective assets.

Depreciation methods, useful lives and residual values are reviewed at least at the end of each financial year.

Assets individually costing Rs.5,000 and below are fully depreciated in the year of acquisition.

### c) Investment Properties:

Investment properties held to earn rentals or for capital appreciation or both are stated in the Balance Sheet at cost, less accumulated depreciation and subsequent impairment losses. Any gain or loss on disposal of investment property is determined as the difference between net disposal proceeds and the carrying amount of the property and is recognised in the Statement of Profit and Loss. Transfer to, or from, investment property is done at the carrying amount of the property.

### d) Impairment of Non Financial Assets:

The carrying amounts of non financial assets are reviewed at each Balance Sheet date to determine if there is any indication of impairment based on internal / external factors. An impairment loss is recognized whenever the carrying amount of an asset exceeds its recoverable amount. The recoverable amount is the greater of fair value less cost of disposal and value in use. In assessing the value in use, the estimated future cash flows are discounted to their present value based on an appropriate discount factor.

An impairment loss is recognized as an expense in the Statement of Profit and loss in the year in which an asset is identified as impaired. The impairment loss recognized in the prior accounting years is reversed if there has been a change in the estimate of recoverable amount.

### e) Assets held for Sale:

The Group recognize Assets for Sale of those assets which are not in use and identified for sale / disposal. The same is valued at carrying amount net or realizable value whichever is lower.

### f) Valuation of Inventories:

Inventories of raw materials, stores, spares, machinery parts, building materials, loose tools etc. are valued at weighted average cost, after providing for obsolescence, if any.

Work in process is valued at cost.

Finished goods & Stock-in-trade are valued at lower of cost or net realizable value.

The cost of finished goods and work in progress includes raw materials, direct labour, other direct costs and related



## Notes to Consolidated Financial Statements

as at and for the year ended March 31, 2022 (Contd.)

production overheads.

Net realizable value represents the estimated selling price for inventories less all estimated costs of completion costs necessary to make the sale.

Stock of scrap is valued at realizable value.

Biological assets other than bearer plants which are matured and have market value are valued at fair value Biological Assets which are immature are valued at cost.

### **g) Revenue Recognition:**

Revenue is recognized on transfer of significant risks and rewards of ownership to the buyer and are adjusted for discounts (net), Taxes and foreign exchange differences. Turnover is net of Goods & Service Tax collected on behalf of the Government.

Revenue from contracts with customers is recognised in accordance with Ind AS 115, when control of the goods or services are transferred to the customer at an amount that reflects the consideration to which the Company expects to be entitled in exchange for those goods or services.

Revenue is measured at the fair value of the consideration received / receivable taking into account contractually defined terms of payment and excluding taxes or duties collected on behalf of the Government.

Sale of goods is recognised at the point in time when control of the goods is transferred to the customer. The revenue is measured on the basis of the consideration defined in the contract with a customer, including variable consideration, such as discounts, volume rebates, or other contractual reductions. As the period between the date on which the Company transfers the promised goods to the customer and the date on which the customer pays for these goods is generally one year or less, no financing components are taken into account.

Export Incentive Scheme Benefits are recognized on accrual basis.

Interest income is recognized on time proportion basis taking into account the amount outstanding and rate applicable.

Dividend income from investments purchased is recognised when the shareholder's right to receive payment has been established.

Rental income from investment properties and subletting of properties is recognised on a straight line basis over the term of the relevant leases.

Insurance and other claims, to the extent considered recoverable, are accounted for in the year of claim.

### **h) Cash and Cash Equivalents:**

Cash and cash equivalents comprise cash on hand, Cash at Bank and demand deposits with banks which are subject to an insignificant risk of change in value.

### **i) Research and Development Expenditure:**

Revenue expenditure on research & development is charged to Profit & Loss account and capital expenditure is added to the cost of fixed assets in the year in which it is Incurred.

### **j) Employee Benefits:**

Contribution to Provident Fund is accounted for on accrual basis. The Provident Fund contributions are made to a Trust administered by the Company. The interest rate payable to the members of the Trust is not lower than statutory rate of interest declared by the Central Government under the Employees Provident Funds and Miscellaneous' Provisions Act,



## Notes to Consolidated Financial Statements

as at and for the year ended March 31, 2022 (Contd.)

1952 and shortfall, if any, is made good by the Company. Such shortfall on account of interest, if any, is recognized in the Statement of Profit and Loss.

Company's defined contributions made to Pension Fund of Government and Superannuation Scheme of Life Insurance Corporation of India are charged to the Statement of Profit and Loss on accrual basis.

Contribution to Gratuity Fund and provision for Leave Encashment is based on actuarial valuation carried out as on the Balance Sheet date as per Projected Unit Credit Method.

The Company recognizes the net obligation of a defined benefit plan in its balance sheet as an asset or liability. Gains or losses through re-measurements of the net defined benefit liability/ (asset) are recognized in other comprehensive income.

### k) Earnings Per Share(EPS):

Basic earnings per equity share is computed by dividing the net profit attributable to the equity holders of the company by the weighted average number of equity shares outstanding during the period.

The number of equity shares are adjusted retrospectively for all periods presented for any share splits and bonus shares issues including for changes effected prior to the approval of the financial statements by the Board of Directors.

### l) Foreign Currency Transactions:

Foreign currency transactions are accounted at the exchange rates prevailing on the date of transactions.

Foreign currency current assets and current liabilities outstanding at the balance sheet date are translated at the exchange rate prevailing on that date and the resultant gain or loss is recognized in the Statement of Profit & Loss.

Any income or expenses on account of exchange difference either on settlement or on translation is recognized in the Statement of Profit and Loss except in case of long term liabilities, where they relate to acquisition or construction of fixed assets, in which case they are adjusted to the carrying cost of such assets in accordance with the exemption under Para D13AA of Ind AS 101.

### m) Financial Instruments:

#### Financial Assets :

Financial assets are classified as 'equity instrument' if it is a non-derivative and meets the definition of 'equity' for the issuer. All other non-derivative financial assets are 'debt'

All Financial Assets are recognised on trade date when the purchase of a financial asset is under a contract whose term requires delivery of the financial asset within the timeframe established by the market concerned. Financial assets are initially measured at fair value, plus transaction costs, except for those financial assets which are classified as at fair value through profit or loss (FVTPL) at inception. All recognised financial assets are subsequently measured in their entirety at either amortised cost or fair value.

#### Trade Receivables:

A Receivable is classified as a 'trade receivable' if it is in respect to the amount due from customers on account of goods sold or services rendered in the ordinary course of business. Trade receivables are recognised at transaction value and subsequently measured at transaction value less provision for impairment. For some trade receivables the Company may obtain security in the form of guarantee, security deposit or letter of credit which can be called upon if the counterparty is in default under the terms of the agreement.



## Notes to Consolidated Financial Statements

as at and for the year ended March 31, 2022 (Contd.)

Impairment is made on the expected credit losses, which are the present value of the cash shortfalls over the expected life of financial assets. The estimated impairment losses are recognised in a separate provision for impairment and the impairment losses are recognised in the Statement of Profit and Loss within other expenses.

### **Financial assets at Fair Value through Profit and Loss (FVTPL):**

Financial assets that do not meet the criteria of classifying as amortised cost or fair value through other comprehensive income described above, or that meet the criteria but the entity has chosen to designate as at FVTPL at initial recognition, are measured at FVTPL.

Investments in equity instruments are classified as at FVTPL, unless the Company designates an investment that is not held for trading at FVTOCI at initial recognition.

Financial assets classified at FVTPL are initially measured at fair value excluding transaction costs.

Financial assets at FVTPL are subsequently measured at fair value, with any gains or losses arising on remeasurement recognised in the statement of profit and loss.

Dividend income on investments in equity instruments at FVTPL is recognised in the statement of profit and loss in investment income when the Company's right to receive the dividends is established, it is probable that the economic benefits associated with the dividend will flow to the entity; and the amount of the dividend can be measured reliably.

### **Derecognition of Financial Assets:**

The Group derecognises a financial asset on trade date only when it transfers the financial asset and substantially all the risks and rewards of ownership of the asset to another entity.

On derecognition of a financial asset other than in its entirety (e.g. when the Company retains an option to repurchase part of a transferred asset), the Group allocates the previous carrying amount of the financial asset between the part it continues to recognise under continuing involvement, and the part it no longer recognises on the basis of the relative fair values of those parts on the date of the transfer. The difference between the carrying amount allocated to the part that is no longer recognised and the sum of the consideration received for the part no longer recognised and any cumulative gain or loss allocated to it that had been recognised in other comprehensive income is recognised in the statement of profit and loss. Cumulative gain or loss that had been recognised in other comprehensive income is allocated between the part that continues to be recognised and the part that is no longer recognised on the basis of the relative fair values of those parts.

### **Financial Liability:**

Financial liabilities are classified as either financial liabilities 'at FVTPL' or 'other financial liabilities'.

Financial liabilities are classified as at FVTPL when the financial liability is either held for trading or it is designated as at FVTPL.

Financial Liabilities are subsequently carried at amortized cost using the effective interest method, except for loans where the difference between IRR and normal rate of interest was immaterial.

Fair value is the price that would be received to sell an asset or paid to transfer a liability in an orderly transaction between market participants at the measurement date, regardless of whether that price is directly observable or estimated using another valuation technique. In estimating the fair value of an asset or a liability, the Company take into account the characteristics of the asset or liability if market participants would take those characteristics into account when pricing the asset or liability at the measurement date. Fair value for measurement and/or disclosure purposes in these financial statements is determined on such a basis, except for employee share-based payment, leasing transactions, and





## Notes to Consolidated Financial Statements

as at and for the year ended March 31, 2022 (Contd.)

measurements that have some similarities to fair value but are not fair value, such as net realisable value in Inventories or value in use in Impairment of Assets. The basis of fair valuation of these items are given as part of their respective accounting policies.

### **Derivative Financial Instruments:**

The Group uses derivative financial instruments, such as forward currency contracts and interest rate swaps to hedge its foreign currency risks and interest rate risks. Derivative financial instruments are initially recognised at fair value on the date a derivative contract is entered into and are subsequently re-measured at their fair value at the end of each period. The method of recognizing the resulting gain or loss depends on whether the derivative is designated as a hedging instrument, and if so, on the nature of the item being hedged. Any gains or losses arising from changes in the fair value of derivatives are taken directly to profit or loss.

### **Trade and Other Payables:**

A payable is classified as 'trade payable' if it is in respect of the amount due on account of goods purchased or services received in the normal course of business. These amounts represent liabilities for goods and services provided to the Company prior to the end of financial year which are unpaid. Trade and other payables are presented as current liabilities unless payment is not due within 12 months after the reporting period.

### **Other Financial Liabilities:**

Other financial liabilities, including borrowings, are initially measured at fair value, net of transaction costs. Other financial liabilities are subsequently measured at amortised cost using the effective interest method, with interest expense recognised on an effective yield basis.

The effective interest method is a method of calculating the amortised cost of a financial liability and of allocating interest expense over the relevant period. The effective interest rate is the rate that exactly discounts estimated future cash payments through the expected life of the financial liability, or (where appropriate) a shorter period, to the net carrying amount on initial recognition.

### **n) Borrowing Cost:**

Borrowings costs that are attributable to the acquisition or construction of qualifying assets up to the date when they are ready for their intended use and other borrowing costs are charged to profit and loss account.

### **o) Taxation:**

Provision for Taxation is determined on the basis of the Taxable profits computed for the current accounting period in accordance with the Income Tax Act, 1961.

Deferred Tax resulting from "temporary difference" between the carrying amount of an asset or liability in the balance sheet and its tax base book profit and taxable profit for the year is accounted for using the tax rates and laws that have been enacted or substantially enacted as on the balance sheet date. The deferred tax asset is recognized and carried forward only to the extent that there is a virtual certainty that the asset will be adjusted in future.

Minimum Alternate Tax credit is recognized, as an asset only when and to the extent there is convincing evidence that the Company will pay normal income tax during the specified period.

### **p) Provisions, Contingent Liabilities & Contingent Assets:**

Provisions are recognized when there is a present obligation (legal or constructive) as a result of a past event and it is probable ("more likely than not") that it is required to settle the obligation, and a reliable estimate can be made of the amount of the obligation.



## Notes to Consolidated Financial Statements

as at and for the year ended March 31, 2022 (Contd.)

The amount recognised as a provision is the best estimate of the consideration required to settle the present obligation at the balance sheet date, taking into account the risks and uncertainties surrounding the obligation. Where a provision is measured using the estimated cash flow to settle the present obligation, its carrying amount is the present value of those cash flows. The discount rate used is a pre-tax rate that reflects current market assessments of the time value of money in that jurisdiction and the risks specific to the liability.

Contingent Liability is disclosed after careful evaluation of facts, uncertainties and possibility of reimbursement. Contingent liabilities are not recognised but are disclosed in notes.

Contingent Assets are not recognised in financial statements but are disclosed, since the former treatment may result in the recognition of income that may or may not be realised. However, when the realisation of income is virtually certain, then the related asset is not a contingent asset and its recognition is appropriate.

### q) Government Grants:

Incentive received from the Government under sales tax deferral scheme, which is interest free in nature is determined based on fair value. Fair value is determined on the present value technique based on cash flow payable under the scheme & the same is amortized over the remaining period of sales tax deferral loan.

### r) Leases:

On April 1, 2019, the Company adopted Ind AS 116, Leases.

The Company evaluates if an arrangement qualifies to be a lease as per the requirements of Ind AS 116 Leases. Identification of a lease requires significant judgment. The Company uses significant judgement in assessing the lease term (including anticipated renewals) and the applicable discount rate. The Company determines the lease term as the non-cancellable period of a lease, together with both periods covered by an option to extend the lease if the Company is reasonably certain to exercise that option; and periods covered by an option to terminate the lease if the Group is reasonably certain not to exercise that option. In assessing whether the Company is reasonably certain to exercise an option to extend a lease, or not to exercise an option to terminate a lease, it considers all relevant facts and circumstances that create an economic incentive for the Company to exercise the option to extend the lease, or not to exercise the option to terminate the lease. The Company revises the lease term if there is a change in the non-cancellable period of a lease. The discount rate is generally based on the incremental borrowing rate specific to the lease being evaluated or for a portfolio of leases with similar characteristics

#### The Company as lessee:

The Group's lease asset classes primarily consist of leases for Land, building, plant & machinery and vehicles. At the inception of the contract, the Company assesses whether a contract contains a lease. A contract is, or contains, a lease if the contract conveys the right to control the use of an identified asset for a period of time in exchange for consideration. For the purpose of identifying if a contract contains a lease, the Company assesses whether:

- (i) the contract involves the use of an identified asset
- (ii) the Company has substantially all of the economic benefits from use of the asset through the period of the lease, and
- (iii) the Company has the right to direct the use of the asset.

At the date of commencement of the lease, the Company recognizes a right-of-use asset ("ROU") and a corresponding lease liability for all lease arrangements in which it is a lessee, except in case of low value leases and short term leases (a term of less than twelve months) wherein the lease payments are recognized as an operating expense on a straight-line basis over the term of the lease.



## Notes to Consolidated Financial Statements

as at and for the year ended March 31, 2022 (Contd.)

The lease liability is initially measured at amortized cost at the present value of the future lease payments. The lease payments are discounted using the interest rate implicit in the lease or, if not readily determinable, using the incremental borrowing rates.

Certain lease arrangements includes the options to extend or terminate the lease before the end of the lease term. ROU assets and lease liabilities includes these options when it is reasonably certain that they will be exercised. Lease liabilities are re-measured with a corresponding adjustment to the related right of use asset if the Company changes its assessment if whether it will exercise an extension or a termination option.

The right-of-use assets are initially recognized at cost. Cost includes the initial amount of the lease liability adjusted for any lease payments made at or prior to the commencement date of the lease plus any initial direct costs less any lease incentives. They are subsequently measured at cost less accumulated depreciation and impairment losses.

Right-of-use assets are depreciated from the commencement date on a straight-line basis over the useful life of the underlying asset or the lease term whichever is shorter. Right of use assets are tested for impairment whenever events or changes in circumstances indicate that their carrying amounts may not be recoverable.

Lease liability and ROU asset have been presented in the Balance Sheet and lease payments have been classified as financing cash flows.

The Group adopted Ind AS 116 –“Leases” using retrospective / modified retrospective methods as permitted in the Accounting Standard..

### s) Recent accounting pronouncements:

Ministry of Corporate Affairs (“MCA”) notifies new standard or amendments to the existing standards. There is no such notification which would have been applicable from 1st April 2022.

MCA issued notifications dated 24th March, 2021 to amend Schedule III to the Companies Act, 2013 to enhance the disclosures required to be made by the Company in its financial statements. These amendments are applicable to the Company for the financial year starting 1st April 2022.

### t) Significant accounting judgements, estimates and assumptions

- The preparation of financial statements requires the use of accounting estimates which, by definition, will seldom equal the actual results. Management also needs to exercise judgement in applying the company’s accounting policies.
- The estimates and judgements involves a higher degree of judgement or complexity, and of items which are more likely to be materially adjusted due to estimates and assumptions turning out to be different than those originally assessed. Detailed information about each of these estimates and judgements is included in relevant notes together with information about the basis of calculation for each affected line item in the financial statements.

Critical estimates and judgements

The areas involving critical estimates or judgements are:

- Estimation of current tax expense and payable
- Estimated useful life PPE & intangible asset
- Estimation of defined benefit obligation
- Recognition of revenue



## Notes to Consolidated Financial Statements

as at and for the year ended March 31, 2022 *(Contd.)*

- Recognition of deferred tax assets for carried forward tax losses
- Impairment of trade receivables and other financial assets
- Fair Valuation for the purpose of Business Combination

Estimates and judgements are continually evaluated. They are based on historical experience and other factors, including expectations of future events that may have a financial impact on the company and that are believed to be reasonable under the circumstances.



# Notes to Consolidated Financial Statements

as at and for the year ended March 31, 2022 (Contd.)

(₹ in Lakhs)

## Note 2a | PROPERTY, PLANT AND EQUIPMENT

Sr. no.	Particulars	Freehold Land				Property, plant and equipment				Right of Use assets				Grand Total
		Leasehold improvements	Buildings	Plant and Machinery	Furniture and fixtures	Other Assets	Subtotal	Lease hold land (Finance Lease)	Lease hold land (ROU Assets)	Buildings	Plant and Machinery	Other Assets	Subtotal	
	<b>Gross carrying value as at April 01, 2020</b>	<b>77.48</b>	<b>32,670.22</b>	<b>2,85,269.22</b>	<b>753.06</b>	<b>2,181.28</b>	<b>3,28,388.97</b>	<b>162.04</b>	<b>56.91</b>	<b>1,356.49</b>	<b>450.00</b>	<b>23.75</b>	<b>2,049.19</b>	<b>3,30,438.17</b>
1	Additions	15.36	1,057.21	8,520.65	23.99	188.41	9,805.62	-	-	35.46	-	-	35.46	9,841.08
2	Deletions	-	(231.25)	(4,168.32)	(13.26)	(3.94)	(4,416.77)	-	-	(68.44)	-	-	(68.44)	(4,485.21)
	<b>Gross carrying value as at March 31, 2021</b>	<b>92.84</b>	<b>33,496.18</b>	<b>2,89,621.55</b>	<b>763.79</b>	<b>2,365.75</b>	<b>3,33,777.82</b>	<b>162.04</b>	<b>56.91</b>	<b>1,323.51</b>	<b>450.00</b>	<b>23.75</b>	<b>2,016.21</b>	<b>3,35,794.04</b>
	<b>Accumulated Depreciation as at April 01, 2020</b>	<b>1.02</b>	<b>14,684.29</b>	<b>1,44,004.13</b>	<b>402.43</b>	<b>1,367.53</b>	<b>1,60,459.40</b>	<b>-</b>	<b>2.09</b>	<b>128.57</b>	<b>90.00</b>	<b>4.70</b>	<b>225.36</b>	<b>1,60,684.76</b>
1	Depreciation	12.85	1,794.91	19,078.95	141.31	368.63	21,396.65	-	2.09	286.16	180.00	8.95	477.20	21,873.86
2	Eliminated on disposal of asset	2.81	(7.46)	(3,030.75)	(0.01)	(12.04)	(3,047.45)	-	-	(33.02)	-	-	(33.02)	(3,080.47)
	<b>Accumulated Depreciation as at March 31, 2021</b>	<b>16.68</b>	<b>16,471.74</b>	<b>1,60,052.33</b>	<b>543.73</b>	<b>1,724.12</b>	<b>1,78,808.61</b>	<b>-</b>	<b>4.18</b>	<b>381.71</b>	<b>270.00</b>	<b>13.65</b>	<b>669.54</b>	<b>1,79,478.15</b>
	<b>Net carrying value as at March 31, 2021</b>	<b>76.16</b>	<b>17,024.44</b>	<b>1,29,569.22</b>	<b>220.06</b>	<b>641.63</b>	<b>1,54,969.21</b>	<b>162.04</b>	<b>52.73</b>	<b>941.80</b>	<b>180.00</b>	<b>10.10</b>	<b>1,346.67</b>	<b>1,56,315.89</b>
	<b>Gross carrying value as at April 01, 2021</b>	<b>92.84</b>	<b>33,496.18</b>	<b>2,89,621.55</b>	<b>763.79</b>	<b>2,365.75</b>	<b>3,33,777.82</b>	<b>162.04</b>	<b>56.91</b>	<b>1,323.51</b>	<b>450.00</b>	<b>23.75</b>	<b>2,016.21</b>	<b>3,35,794.03</b>
1	Additions	1.04	601.53	6,247.36	49.36	247.99	7,147.28	-	-	3,023.91	-	-	3,023.91	10,171.18
2	Deletions/Adjustments	-	(84.48)	(863.18)	(7.71)	(67.29)	(1,027.13)	-	-	(911.91)	(1,080.00)	-	(1,991.91)	(3,019.04)
	<b>Gross carrying value as at March 31, 2022</b>	<b>9.40</b>	<b>34,093.24</b>	<b>2,95,005.73</b>	<b>805.44</b>	<b>2,546.45</b>	<b>3,39,897.97</b>	<b>162.04</b>	<b>56.91</b>	<b>3,435.51</b>	<b>(630.00)</b>	<b>23.75</b>	<b>3,048.21</b>	<b>3,42,946.18</b>
	<b>Accumulated Depreciation as at March 31, 2021</b>	<b>16.68</b>	<b>16,471.74</b>	<b>1,60,052.33</b>	<b>543.73</b>	<b>1,724.12</b>	<b>1,78,808.61</b>	<b>-</b>	<b>4.18</b>	<b>381.71</b>	<b>270.00</b>	<b>13.65</b>	<b>669.54</b>	<b>1,79,478.15</b>
1	Depreciation	-	1,005	1,637.30	79.82	310.94	19,446.69	-	-	629.20	180.00	8.07	817.27	20,263.96
2	Eliminated on disposal of asset/Adjustments	(24.16)	(17.59)	(477.68)	(7.71)	(571.71)	(584.32)	-	-	(574.19)	(1,080.00)	-	(1,654.19)	(2,238.51)
	<b>Accumulated Depreciation as at March 31, 2022</b>	<b>2.57</b>	<b>18,091.45</b>	<b>1,76,983.23</b>	<b>615.84</b>	<b>1,977.89</b>	<b>1,97,670.98</b>	<b>-</b>	<b>4.18</b>	<b>436.72</b>	<b>(630.00)</b>	<b>21.72</b>	<b>(167.37)</b>	<b>1,97,503.60</b>
	<b>Net carrying value as at March 31, 2022</b>	<b>6.83</b>	<b>16,001.79</b>	<b>1,18,022.50</b>	<b>189.60</b>	<b>568.56</b>	<b>1,42,226.99</b>	<b>162.04</b>	<b>52.73</b>	<b>2,998.78</b>	<b>-</b>	<b>2.03</b>	<b>3,215.58</b>	<b>1,45,442.57</b>

1. Lease hold land represents the amount paid to Karnataka Industrial Area Development Board (KIADB), Bangalore against allotment of land at Kesaroli Village Hallyal on Lease cum sale basis.



## Notes to Consolidated Financial Statements

as at and for the year ended March 31, 2022 (Contd.)

(₹ in Lakhs)

### Note 2b | INTANGIBLE ASSETS

Sr. no.	Particulars	Computer Software	Distribution relationships	Trade name	Total	Goodwill
	<b>Opening Gross value as at April 01, 2020</b>	<b>1,004.15</b>	<b>9,600.00</b>	<b>3,300.00</b>	<b>13,904.15</b>	<b>18,371.29</b>
1	Additions	139.90	-	-	139.90	-
2	Deletions	(32.41)	-	-	(32.41)	-
	<b>Closing Gross value as at March 31, 2021</b>	<b>1,111.64</b>	<b>9,600.00</b>	<b>3,300.00</b>	<b>14,011.64</b>	<b>18,371.29</b>
	<b>Accumulated Amortisation as at April 01, 2020</b>	<b>659.62</b>	<b>266.67</b>	<b>91.67</b>	<b>1,017.96</b>	-
1	Amortisation expenses	201.52	640.00	220.00	1,061.52	-
2	Eliminated on disposal of asset	(31.32)	-	-	(31.32)	-
	Accumulated Amortisation as at March 31, 2021	829.82	906.67	311.67	2,048.15	-
	<b>Net carrying value as at March 31, 2021</b>	<b>281.82</b>	<b>8,693.33</b>	<b>2,988.33</b>	<b>11,963.48</b>	<b>18,371.29</b>
	<b>Opening Gross value as at April 01, 2021</b>	<b>1,111.64</b>	<b>9,600.00</b>	<b>3,300.00</b>	<b>14,011.64</b>	<b>18,371.29</b>
1	Additions	229.18	-	-	229.18	-
2	Deletions/Adjustments	0.93	-	-	0.93	-
	<b>Closing Gross value as at March 31, 2022</b>	<b>1,341.75</b>	<b>9,600.00</b>	<b>3,300.00</b>	<b>14,241.75</b>	<b>18,371.29</b>
	<b>Accumulated Amortisation as at April 01, 2021</b>	<b>829.82</b>	<b>906.67</b>	<b>311.67</b>	<b>2,048.15</b>	-
1	Amortisation expenses	129.09	640.00	220.00	989.10	-
2	Eliminated on disposal of asset/Adjustments	0.05	-	-	0.05	-
	<b>Accumulated Amortisation as at March 31, 2022</b>	<b>958.97</b>	<b>1,546.67</b>	<b>531.67</b>	<b>3,037.30</b>	-
	<b>Net carrying value as at March 31, 2022</b>	<b>382.78</b>	<b>8,053.33</b>	<b>2,768.33</b>	<b>11,204.45</b>	<b>18,371.29</b>

As at

March 31, 2022      March 31, 2021

### Note 3 | CAPITAL WORK-IN-PROGRESS

Opening Balance	3,224.02	5,691.78
Add: Additions during the year	5,974.95	7,861.45
	<b>9,198.97</b>	<b>13,553.23</b>
Less: Capitalised during the year	7,023.51	10,329.21
<b>Closing Balance</b>	<b>2,175.46</b>	<b>3,224.02</b>

### Capital work in progress ageing schedule

Sl. No.	Particulars	Amount in CWIP for a period of 2021-22				Total
		Less than 1 year	1 - 2 years	2 - 3 years	More than 3 years	
i)	Projects in progress	1,038.523	136.54	41.67	958.72	2,175.46
ii)	Projects temporarily suspended	-	-	-	-	-
	<b>Total</b>	<b>1,038.53</b>	<b>136.54</b>	<b>41.67</b>	<b>958.72</b>	<b>2,175.46</b>

Sl. No.	Particulars	Amount in CWIP for a period of 2020-21				Total
		Less than 1 year	1 - 2 years	2 - 3 years	More than 3 years	
i)	Projects in progress	2,165.34	96.44	960.08	2.16	3,224.02
ii)	Projects temporarily suspended	-	-	-	-	-
	<b>Total</b>	<b>2,165.34</b>	<b>96.44</b>	<b>960.08</b>	<b>2.16</b>	<b>3,224.02</b>



## Notes to Consolidated Financial Statements

as at and for the year ended March 31, 2022 (Contd.)

(₹ in Lakhs)

Note 4	BIOLOGICAL ASSETS OTHER THAN BEARER PLANTS	As at	
		March 31, 2022	March 31, 2021
	<b>Opening balance</b>	<b>728.88</b>	<b>760.43</b>
	Expenses during the year	27.34	106.95
	Consumption during the year	(81.88)	(138.50)
	<b>Closing balance</b>	<b>674.34</b>	<b>728.88</b>
	<b>Reconciliation</b>		
	Non-current assets (Refer Note 48)		
	Immature crops	674.34	684.49
	<b>Total Non-Current assets</b>	<b>674.34</b>	<b>684.49</b>
	<b>Current assets</b>		
	Matured Crops	-	44.39
	<b>Total current assets</b>	<b>-</b>	<b>44.39</b>
	<b>Total Biological assets other than bearer plants</b>	<b>674.34</b>	<b>728.88</b>
<b>Note 5</b>	<b>INVESTMENTS</b>		
	<b>Non Current</b>		
	<b>Investment in Subsidiaries</b>		
	<b>Unquoted (at cost)</b>		
	50,000, shares of ₹ 10 each of Andhra Paper Foundation (Formerly IP India Foundation) (Refer Note 53)	5.00	5.00
	<b>Total Investments in subsidiaries</b>	<b>5.00</b>	<b>5.00</b>
	<b>Investment in Associates**</b>		
	<b>Unquoted (at cost)</b>		
	18,50,130 Equity Shares (Previous Year 18,50,130) of ₹ 10 each of Speciality Coatings & Lamination Limited	-	-
	<b>Total Investment in Associates</b>	<b>-</b>	<b>-</b>
	<b>Total Investments in Subsidiaries and Associates</b>	<b>5.00</b>	<b>5.00</b>
	<b>Others</b>		
	<b>Quoted (at fair value through Profit or Loss)</b>		
	5,42,399 Equity Shares (Previous Year : 5,42,399) of ₹10 each of Jayashree Chemicals Ltd	34.93	17.63
	<b>Unquoted (at fair value through Profit or Loss)</b>		
	20,943 Equity Shares (Previous Year : 20,943) of ₹ 10 each of Kilkotagiri and Thirumbadi Plantations Ltd.,	35.27	35.27
	37 Equity Shares ( Previous Year: 37) of ₹ 100 each of Placid Limited	0.01	0.01



## Notes to Consolidated Financial Statements

as at and for the year ended March 31, 2022 (Contd.)

(₹ in Lakhs)

	As at	
	March 31, 2022	March 31, 2021
<b>Investments in bonds (at amortised cost)</b>		
10.20%, 80,000 bonds of JM Financial Products Limited, of ₹1,000 each	-	870.95
8.50%, 5 Perpetual bonds of State Bank of India, of ₹10,00,000 each	53.52	53.75
9.45%, 5 Perpetual bonds of State Bank of India, of ₹10,00,000 each	52.26	53.24
7.74%, 50 Perpetual bonds of State Bank of India, of ₹10,00,000 each	532.05	534.37
7.33%, 50 bonds of TATA Capital housing finance Limited, of ₹10,00,000 each	-	508.92
8.60%, 50 bonds of NIIF Infrastructure Finance Limited, of ₹10,00,000 each	-	549.79
9.45%, 12 bonds of Gujarat State Investments Limited, of ₹10,00,000 each	-	125.44
8.75%, 90 bonds of Cholamandlam MS General Insurance Co. Limited, of ₹10,00,000 each	937.40	938.25
10.00%, 3740 bonds of JM Financial Credit Solutions Limited, of ₹1,000 each	-	39.41
10.20%, 10472 bonds of JM Financial Products Limited, of ₹1,000 each	-	114.53
11.40%, 50 bonds of Hinduja Leyland Finance Limited, of ₹10,00,000 each	-	557.10
10.20% 2424 bonds of JM Financial Products Limited, of ₹1000 each	-	29.01
12.15%, 50 bonds of India Infoline Finance Limited, of ₹10,00,000 each	-	557.31
9.45%, 105 bonds of Gujarat State Investments of ₹10,00,000 each	-	1,104.64
10.5%, 150 bonds of Royal Sundaram General Insurance, of ₹10,00,000 each	-	1,547.64
6.85%, 120 bonds of Mahanagar Telephone Nigam Limited, of ₹10,00,000 each	-	1,222.15
8.19%, 7 bonds of Power Finance Corporation Limited, of ₹10,00,000 each	76.55	-
8.82%, 4 bonds of Rural Electrification Corporation Limited, of ₹10,00,000 each	44.65	-
9.25%, 1,40,000 bonds of L&T Finance Limited, of ₹1,000 each	1,484.92	-
9.80%, 30 bonds of Bank of India, of ₹10,00,000 each	342.58	-
9.73%, 30 bonds of Bank of India, of ₹10,00,000 each	323.45	-
<b>Investments in Non-Convertible Debentures (at amortised cost)</b>		
9.19%, 10 debentures of LIC Housing Finance Limited, of ₹10,00,000 each	107.50	-
8.25%, 50,000 debentures of IIFL Finance Limited, of ₹1,000 each	532.32	-
5.75%, 250 debentures of Bajaj Finance Limited, of ₹10,00,000 each	2,515.05	-
5.86%, 100 debentures of Tata Capital Housing Finance Limited, of ₹10,00,000 each	1,007.25	-





## Notes to Consolidated Financial Statements

as at and for the year ended March 31, 2022 (Contd.)

(₹ in Lakhs)

	As at	
	March 31, 2022	March 31, 2021
6.1%, 50 debentures of Tata Capital Financial Services Limited, of ₹10,00,000 each	501.86	-
0%, 50 debentures of Tata Capital Housing Finance Limited, of ₹10,00,000 each	539.86	-
8.93%, 50 debentures of IIFL Home Finance Limited, of ₹10,00,000 each	536.76	-
5.00%, 100 debentures of Kotak Mahindra Prime Limited, of ₹10,00,000 each	1,003.54	-
7.40%, 25,994 debentures of Muthoot Finance Limited, of ₹1,000 each	271.38	-
7.50%, 100 debentures of Shriram City Union Finance Limited, of ₹10,00,000 each	1,008.02	-
<b>Unquoted (at fair value through OCI)</b>		
13,40,000 equity shares of ₹ 10 each of Andhra Pradesh Gas Power Corporation Limited	1,947.00	1,918.00
<b>Total of Other Investments</b>	<b>13,888.13</b>	<b>10,777.41</b>
<b>Investments in Government securities (at amortised cost)</b>		
6 Year National Savings Certificate	0.10	0.10
<b>Total of Other Investments</b>	<b>13,888.23</b>	<b>10,777.51</b>
<b>Total of Non-Current Investments</b>	<b>13,893.23</b>	<b>10,782.51</b>
<b>Current</b>		
<b>Unquoted</b>		
<b>Investments in Bonds (at amortised cost)</b>		
8.0462% 100 bonds (Previous Year Nil) of Tata capital limited @ ₹ 1028320 each	1,028.32	-
5.41% 100 bonds (Previous Year Nil) of Aseem Infrastructure limited @ ₹ 1011865.01 each	1,011.87	-
7.93%, 19,989 bonds of REC Limited 2022 of ₹1000 each	-	219.08
10.25%, 9 bonds of Sikka Ports & Terminals Limited, of ₹10,00,000 each	-	96.44
9.30%, 20 bonds of Tata Motor finance Limited, of ₹10,00,000 each	-	214.47
9.10%, 1,00,000 bonds of Shriram Transport Finance Company Limited, of ₹1,000 each	-	1,070.98
11.40%, 25 bonds of Hinduja Leyland Finance Limited, of ₹10,00,000 each	-	260.41
3835 bonds of JM Financial Credit Solutions Limited, of ₹1,000 each	-	49.53
3292 bonds of JM Financial Product Limited, of ₹1000 each	-	39.39
9.25%, 9888 bonds of JM Financial Credit Solutions Limited, of ₹1000 each	-	107.08
9.90%, 5737 bonds of JM Financial Products Limited, of ₹1000 each	-	62.45
2383 bonds of JM Financial Product Limited, of ₹1000 each	-	26.47
9.50%, 2758 bonds of JM Financial Product Limited, of ₹1000 each	-	28.18



## Notes to Consolidated Financial Statements

as at and for the year ended March 31, 2022 (Contd.)

(₹ in Lakhs)

	As at	
	March 31, 2022	March 31, 2021
9.50%, 63 bonds of Piramal Capital & housing finance limited of ₹ 8,00,000 each	506.66	-
8.9%, 20,000 bonds of L & T Finance Limited of ₹1000 each	217.26	-
9.45%, 205 bonds of Gujarat State Investments Limited of ₹10,00,000 each	2,119.60	-
9.45%, 12 bonds of Gujarat State Investments Limited of ₹10,00,00,000 each	123.79	-
9.49%, 20 bonds of 'Indian Renewable Energy Development Agency Limited of ₹15,00,00 each	216.57	-
8.82%, 1 bond of Indian Infrastructure Finance Co. of ₹10,00,000 each	10.36	-
9.02%, 5 bonds of Rural Electrification Corporation Limited, of ₹10,00,000 each	52.94	-
<b>Investments in Mutual funds (at fair value through Profit or Loss)</b>		
Axis Bank Liquid Fund - Direct Growth - 60769.83 Units(Previous Year Nil units) of ₹ 10 each. NAV : 2364.08 (Previous Year Nil)	1,436.65	-
Aditya Birla Liquid Fund Direct Growth - 262990.49 Units(Previous Year Nil units) of ₹ 10 each. NAV : 343.13 (Previous Year Nil)	902.39	-
Mirae Liquid Fund Direct Growth - 40155.51 Units(Previous Year Nil units) of ₹ 10 each. NAV : 2247.06 (Previous Year Nil)	902.32	-
Tata Money Market Fund Direct Growth 34066.64 Units(Previous Year Nil units) of ₹10 each. NAV : 3825.35 (Previous Year Nil)	1,303.17	-
Axis Money Market Fund Direct Growth 112945.92 Units(Previous Year Nil units) of ₹10 each. NAV : 1151.79 (Previous Year Nil)	1,300.89	-
Nippon Money Market Fund Direct Growth 20909.83 Units(Previous Year Nil units) of ₹10 each. NAV : 3350.56 (Previous Year Nil)	700.60	-
<b>Quoted (at fair value through Profit or Loss)</b>		
<b>Investments in Mutual funds</b>		
SBI ETF Nifty 50 150000 Units(Previous Year Nil units) of ₹ 10 each. NAV : 178.68 (Previous Year Nil)	268.02	-
Axis Liquid Fund - Direct Growth 46759.42 Units (Previous year 26816.915 Units) (NAV ₹ 2364.08)	1,105.43	-
Axis Liquid Fund - Direct Growth Nil units (Previous Year-26,816.92 units) (NAV-Nil)	-	612.71



## Notes to Consolidated Financial Statements

as at and for the year ended March 31, 2022 (Contd.)

(₹ in Lakhs)

	As at	
	March 31, 2022	March 31, 2021
Axis Corporate Bond Nil Units (Previous year 1485975.41 Units) (NAV ₹ Nil)	-	201.60
Axis Money Market Fund - Direct Growth 121775.313 Units (Previous year 27590.399 Units) (NAV ₹ 1151.79)	1,402.59	305.39
Aditya Birla Sun life Liquid Fund - Growth-Direct 410324.866 Units (Previous year 215270.973 Units) (NAV ₹ 343.13)	1,407.93	713.70
Aditya Birla Sun Life Corporate fund - Growth - Direct Plan Nil Units (Previous year 232059.726 Units) (NAV ₹ Nil)	-	201.27
Kotak Liquid Direct Plan Growth Nil Units (Previous year 21757.673 Units) (NAV ₹ Nil)	-	904.91
Aditya Birla Sun life Banking & PSU Debt Fund - Growth - Direct Nil Units (Previous year 68846.194 Units) (NAV ₹ Nil)	-	199.46
HDFC Liquid Fund - Direct Plan - Growth Option Nil Units (Previous year 14897.288 Units) (NAV ₹ Nil)	-	602.68
HDFC Money market Fund - Direct Plan - Growth Nil Units (Previous year 3647.172 Units) (NAV ₹ Nil)	-	163.17
HDFC Corporate Bond Fund - Direct Growth Nil Units (Previous year 1201021.872 Units) (NAV ₹ Nil)	-	302.46
TATA Money Market Fund Direct Plan Growth 31401.511 Units (Previous year 13389.51 Units) (NAV ₹ 3825.35)	1,201.22	491.38
Kotak Corporate bond Direct Growth Nil Units (Previous year 3368.042 Units) (NAV ₹ Nil)	-	100.52
ICICI Prudential Liquid Fund - Direct Plan - Growth Nil Units (Previous year 98452.383 Units) (NAV ₹ Nil)	-	300.02
ICICI Corporate bond - Direct Plan - Growth Nil Units (Previous year 429082.063 Units) (NAV ₹ Nil)	-	100.86
HDFC Money market Fund - Direct Plan - Growth Nil Units (Previous year 1093947.436 Units) (NAV ₹ Nil)	-	199.64
TATA Liquid Fund Direct Plan - Growth 14981.683 Units (Previous year 15563.545 Units) (NAV ₹ 3360.45)	503.45	505.45
SBI Savings fund - Reg Growth Nil Units (Previous year 1240206.571 Units) (NAV ₹ Nil)	-	403.95
SBI Corporate bond - Direct - Growth Nil Units (Previous year 1639383.237 Units) (NAV ₹ Nil)	-	200.24
SBI Liquid Fund Direct Growth Nil Units (Previous year 18977.925 Units) (NAV ₹ Nil)	-	611.39
Kotak Flexicap Fund - Direct Growth 837177.599 Units (Previous year Nil Units) (NAV ₹ 56.87)	476.06	-
Kotak Liquid Direct Plan Growth 4699.138 Units (Previous year Nil Units) (NAV ₹ 4303.08)	202.21	-



## Notes to Consolidated Financial Statements

as at and for the year ended March 31, 2022 (Contd.)

(₹ in Lakhs)

	As at	
	March 31, 2022	March 31, 2021
Kotak Emerging Equity Fund Direct Growth 626338.262 Units (Previous year Nil Units) (NAV ₹ 79.62)	498.67	-
TATA Digital India Fund Direct Plan Growth 1542462.265 Units (Previous year Nil Units) (NAV ₹ 42.65)	657.93	-
ICICI Prudential Large & Midcap Fund-DP Growth 220447.531 Units (Previous year Nil Units) (NAV ₹ 88.5)	195.10	-
Aditya Birla Money Manager Fund - Growth - Direct 301442.617 Units (Previous year Nil Units) (NAV ₹ 298.91)	901.04	-
ICICI Large & Midcap Fund 51 293.192 Units (Previous year Nil Units) (NAV ₹ 578.46)	296.71	-
Mirae Asset Large Cap Fund - Direct - Growth 572231.796 Units (Previous year Nil Units) (NAV ₹ 84.44)	483.18	-
Mirae Asset Nifty SDL Jun 2027 Index Fund Direct Plan - Growth 4999750.012 Units (Previous year Nil Units) (NAV ₹ 10.01)	500.33	-
Edelweiss Crossover Fund Series Iii 1904724.687 Units (Previous year Nil Units) (NAV ₹ 12.79)	243.55	-
SBI ETF NIFTY 50 OPENENDED 100000 Units (Previous year Nil Units) (NAV ₹ 178.68)	178.68	-
Nippon India ETF Nifty Bees 50000 Units (Previous year Nil Units) (NAV ₹ 188.93)	94.47	-
Nippon India Money Market Fund - Direct Growth Plan Growth Option 5968.846 Units (Previous year Nil Units) (NAV ₹ 3350.56)	199.99	-
Mirae Asset Cash Management Fund 13445.846 Units (Previous year Nil Units) (NAV ₹ 2247.06)	302.12	-
DSP Liquidity Fund Direct plan Growth 6584.315 Units (Previous year Nil Units) (NAV ₹ 3043.29)	200.39	-
<b>Investments in Non-Convertible Debentures (at amortised cost)</b>		
10%, 5660 debentures of JM Financial Credit Solutions Limited, of ₹ 1,000 each	58.57	-
11.1%, 200 debentures of Hinduja Leyland Finance Limited, of ₹ 10,00,000 each	2,171.97	-
9.10%, 3 debentures of India Infradebt Limited, of ₹10,00,000 each	30.23	-
12.15%, 50 debentures of IIFL Finance Limited, of ₹10,00,000 each	542.27	-
10.20%, 1,50,000 debentures of JM Financial Products Limited, of ₹1,000 each	1,611.15	-
8.55%, 30 debentures of L&T Finance Limited, of ₹10,00,000 each	311.88	-
10.50%, 20 debentures of Aditya Birla Finance Limited, of ₹10,00,000 each	219.42	-
10.60%, 300 debentures of Shriram Housing Finance Limited, of ₹1,00,000 each	302.77	-
Investments in Commercial papers (at amortised cost)		



## Notes to Consolidated Financial Statements

as at and for the year ended March 31, 2022 (Contd.)

(₹ in Lakhs)

	As at	
	March 31, 2022	March 31, 2021
Piramal Enterprises Limited, 06 Aug 21	-	973.82
Piramal Capital & Housing Finance Limited, 16 Mar 22	-	926.90
ARKA Fincap Limited, 02 Dec 2022	955.32	-
ARKA Fincap Limited 12 Dec 2022	953.51	-
Piramal Enterprises Limited, 06 May 22	993.18	-
Piramal Enterprises Limited, 08 Apr 22	1,997.56	-
Total of current investments	<b>33,300.29</b>	<b>11,196.00</b>
<b>Total of Current and Non-current Investments</b>	<b>47,193.52</b>	<b>21,978.51</b>
<b>Aggregate cost of quoted investments</b>	<b>94.97</b>	<b>94.97</b>
<b>Aggregate market value of quoted investments</b>	<b>34.93</b>	<b>17.63</b>
<b>Aggregate amount of unquoted investments</b>	<b>47,158.59</b>	<b>21,960.88</b>

\*\* Investment in associates are valued at Rs. Nil due to erosion in net worth of associate companies resulting in impairment of value recognised in earlier years. The cost of investment was ₹ 185.01 Lakhs

Note 6   LOANS	As at	
	March 31, 2022	March 31, 2021
<b>Non-current</b>		
<b>Unsecured considered good</b>		
a) Inter-Corporate Deposits*	-	400.00
<b>Total of Non-Current loans</b>	-	<b>400.00</b>
<b>Current</b>		
<b>Unsecured considered good</b>		
a) Loan to employees	201.60	41.74
b) Inter-Corporate Deposits*	10,395.00	6,196.56
<b>Total of Current Loans</b>	<b>10,596.60</b>	<b>6,238.30</b>
<b>Total of Current and Non-current Loans</b>	<b>10,596.60</b>	<b>6,638.30</b>

\*Loans considered good - Unsecured (both current and non-current) includes Inter-Corporate Deposit (ICD) placed with different corporates, maximum amount outstanding during the year was ₹ 17,898 lakhs (Previous Year: ₹ 6,404 lakhs) and amount outstanding as at March 31, 2022 is ₹ 10,395 lakhs (Previous Year: ₹ 6,404 lakhs) at the interest rate of 6.59% (Previous Year: 6.43% per annum) per annum, which are going to mature on different dates.



## Notes to Consolidated Financial Statements

as at and for the year ended March 31, 2022 (Contd.)

(₹ in Lakhs)

	As at	
	March 31, 2022	March 31, 2021
<b>Note 7   OTHER FINANCIAL ASSETS (Unsecured considered good unless otherwise stated)</b>		
<b>Non-current</b>		
a) Security deposit	662.56	624.03
<b>Total Non-Current other financial assets</b>	<b>662.56</b>	<b>624.03</b>
<b>Current</b>		
a) Security deposit*	675.67	296.91
b) Interest accrued on deposits, ICDs and others	449.73	212.99
<b>Total current other financial assets*</b>	<b>1,125.40</b>	<b>509.90</b>
<b>Total of Other Financial Assets</b>	<b>1,787.96</b>	<b>1,133.93</b>

\* Includes security deposit with related parties ₹ 46.80 Lakhs (Previous Year - ₹ 48.30 Lakhs)

<b>Note 8   OTHER NON-CURRENT ASSETS</b>		
Capital advances	662.23	125.44
Balances with statutory / government authorities	3,412.79	3,352.16
Prepaid expenses	169.40	54.53
<b>Total other Non-Current assets</b>	<b>4,244.42</b>	<b>3,532.13</b>

<b>Note 9   CURRENT TAX ASSETS (NET)</b>		
Advance tax / Tax paid at source (net of provision)*	475.89	515.88
<b>Total of current tax assets (Net)</b>	<b>475.89</b>	<b>515.88</b>

\* Provision for tax of ₹ 10,194.02 Lakhs and Advance Tax of ₹ 9,306.71 is pertaining to current year.

<b>Note 10   DEFERRED TAX ASSETS (NET)</b>		
Deferred tax liabilities on account of WDV of fixed assets	(8,451.63)	(9,841.33)
	<b>(8,451.63)</b>	<b>(9,841.33)</b>
Deferred tax assets on account of:		
Carried forward of unabsorbed depreciation	-	
Disallowances under section 43B of Income Tax Act	(1,052.54)	(793.38)
Adjustments to Ind AS	(1,865.98)	(1,633.27)
Tax holiday period	-	(1.03)
Provision for doubtful debts	(158.02)	(179.87)
	<b>(3,076.54)</b>	<b>(2,607.55)</b>
Total deferred tax liabilities	(5,375.09)	(7,233.78)
Less: MAT Credit (Entitlement)/ Reversals*	(13,793.18)	(14,074.78)
<b>Total Deferred Tax Assets (Net)</b>	<b>8,418.09</b>	<b>6,841.00</b>

\*Management expects that it would earn sufficient taxable income in future and therefore will be in a position to pay normal tax within the period specified under the Income Tax Act, 1961 and accordingly MAT credit entitlement has been recognized.



## Notes to Consolidated Financial Statements

as at and for the year ended March 31, 2022 (Contd.)

(₹ in Lakhs)

Note 11	INVENTORIES	As at	
		March 31, 2022	March 31, 2021
	Raw Materials*	13,504.29	9,250.59
	Work in progress	1,955.65	1,583.41
	Finished Goods	2,620.25	7,702.21
	Stores and spares #	21,142.57	22,183.34
	Loose tools	331.41	328.38
	Stock at scrap	23.35	135.86
	<b>Total Inventories</b>	<b>39,577.52</b>	<b>41,183.79</b>

\* includes Raw Material in transit of ₹ 2.38 Lakhs (Previous Year : ₹161.72 Lakhs)

# includes Stores and Spares in transit of ₹ 423.61 Lakhs (Previous Year : ₹ 279.14 Lakhs)

Note 12	TRADE RECEIVABLES (Unsecured considered good unless otherwise stated)		
	<b>Current</b>		
	Considered good - Secured	11,013.27	5,944.80
	Considered good - Unsecured*	13,020.82	14,449.38
	Significant increase in credit risk	195.22	-
	Trade Receivable - Credit Impaired	552.84	604.12
		<b>24,782.15</b>	<b>20,998.30</b>
	Less: Allowances for credit losses	552.84	604.12
	<b>Total Trade Receivables</b>	<b>24,229.31</b>	<b>20,394.18</b>

There are no outstanding receivables due from directors or Key Management Persons of the company.

\*includes due from other related party of ₹ 282.68 Lakhs (Previous Year - ₹ 1.84 Lakhs)

### Ageing analysis of trade receivables

Sl. No	Particulars	Outstanding for following periods from due date of payment as on 31.03.2022					Total	
		Not Due	Less than 6 months	6 months- 1 year	1 - 2 years	2 - 3 years		More than 3 years
<b>1</b>	<b>Undisputed Trade Receivables :</b>							
	i) considered good	20,299.82	2,872.42	694.90	114.46	8.63	43.86	24,034.09
	ii) which have significant increase in credit risk	-	19.84	175.38	-	-	-	195.22
	iii) credit impaired	-	23.57	23.10	34.65	22.17	188.06	291.54
<b>2</b>	<b>Disputed Trade Receivables :</b>							
	i) considered good	-	-	-	-	0.20	7.28	7.48
	ii) which have significant increase in credit risk	-	-	-	-	-	-	-
	iii) credit impaired	-	-	-	23.11	149.94	80.76	253.82
	<b>Total Trade Receivable (Gross)</b>	<b>20,299.82</b>	<b>2,915.83</b>	<b>893.38</b>	<b>172.22</b>	<b>180.94</b>	<b>319.96</b>	<b>24,782.15</b>



## Notes to Consolidated Financial Statements

as at and for the year ended March 31, 2022 (Contd.)

(₹ in Lakhs)

Sl. No	Particulars	Not Due	Outstanding for following periods from due date of payment as on 31.03.2021					Total
			Less than 6 months	6 months-1 year	1 - 2 years	2 - 3 years	More than 3 years	
<b>1</b>	<b>Undisputed Trade Receivables :</b>							
i)	considered good	17,227.21	3,051.34	46.35	14.58	0.24	54.47	20,394.19
ii)	which have significant increase in credit risk	-	-	-	-	-	-	-
iii)	credit impaired	-	67.72	19.69	46.17	44.57	172.15	350.30
<b>2</b>	<b>Disputed Trade Receivables :</b>							
i)	considered good	-	-	-	-	-	-	-
ii)	which have significant increase in credit risk	-	-	-	-	-	-	-
iii)	credit impaired	-	-	23.11	149.94	-	80.76	253.81
	<b>Total Trade Receivable (Gross)</b>	<b>17,227.21</b>	<b>3,119.06</b>	<b>89.15</b>	<b>210.69</b>	<b>44.81</b>	<b>307.38</b>	<b>20,998.30</b>

### Note 13 | CASH AND CASH EQUIVALENTS

#### Balance with banks

In Current account	1,326.40	1,288.91
Demand deposit accounts with original maturity of less than 3 months	1,446.17	800.00
Cash on hand	7.87	10.67
<b>Total Cash and Cash Equivalents</b>	<b>2,780.44</b>	<b>2,099.58</b>

### Note 14 | OTHER BANK BALANCES

In Unpaid Dividend Accounts	120.91	120.62
In Margin Money deposits against guarantee	525.79	434.13
In Deposit Accounts*	2,587.00	6,492.75
<b>Total of Other Bank Balances</b>	<b>3,233.70</b>	<b>7,047.50</b>

\* Includes term deposits of ₹ 1,791 lakhs (Previous Year: ₹ 1,796 lakhs) of original maturity of more than 12 months.





## Notes to Consolidated Financial Statements

as at and for the year ended March 31, 2022 (Contd.)

(₹ in Lakhs)

	As at	
	March 31, 2021	March 31, 2020
<b>Note 15   OTHER CURRENT ASSETS</b>		
Advances other than capital advances		
- Considered good	9,332.45	6,948.47
- Considered doubtful	18.03	37.08
	9,350.48	6,985.55
Less: Provision for other doubtful loans and advances	18.03	37.08
	9,332.45	6,948.47
<b>Others</b>		
a) Prepaid expenses	1,198.23	939.74
b) Other Assets	751.21	555.04
c) Balances with Government authorities	2,461.07	3,022.21
<b>Total Other Current Assets</b>	<b>13,742.96</b>	<b>11,465.46</b>
<b>Note 16   ASSETS CLASSIFIED AS HELD FOR SALE</b>		
Inventory Scrap Material from Dismantle Assets	129.68	167.80
<b>Total of Assets classified as held for sale</b>	<b>129.68</b>	<b>167.80</b>
<b>Note 17   EQUITY SHARE CAPITAL</b>		
<b>Authorized</b>		
150,000,000 (Previous Year : 150,000,000) Equity Share ₹ 2/- each	3,000.00	3,000.00
65,00,000 (Previous Year : 65,00,000) Cumulative Redeemable Non-convertible Preference Shares of ₹ 100 each	6,500.00	6,500.00
<b>Total</b>	<b>9,500.00</b>	<b>9,500.00</b>
<b>Issued, Subscribed and Paid-Up</b>		
66,048,908 (Previous Year : 66,048,908) Equity Shares ₹ 2/- each fully paid up	1,320.98	1,320.98
<b>Total Equity Share Capital</b>	<b>1,320.98</b>	<b>1,320.98</b>

### Rights, preference and restrictions attached to equity shares

The Company has only one class of equity shares having a par value of ₹ 2 per share. Each Shareholder is eligible for one vote per share. The dividend proposed by the Board of Directors is subject to the approval of shareholders, except in case of interim dividend. In the event of liquidation, the equity shareholders are eligible to receive the remaining assets of the company, after distribution of all preferential amounts, in proportion of their shareholding.

The Company has neither bought back any shares nor issued any bonus shares during five years immediately preceding the Balance Sheet date.



## Notes to Consolidated Financial Statements

as at and for the year ended March 31, 2022 (Contd.)

(₹ in Lakhs)

Movements in equity share capital	No. of Shares	₹ in Lakhs
<b>As at April 01, 2020</b>	<b>6,60,48,908</b>	<b>1,320.98</b>
Shares issued during the year	-	-
As at March 31, 2021	6,60,48,908	1,320.98
Shares issued during the year	-	-
<b>As at March 31, 2022</b>	<b>6,60,48,908</b>	<b>1,320.98</b>

Shares held by promoters at the end of the year

Sr. No	Promoter Name	As at				% Change during the year
		FY-2021-2022		FY-2020-2021		
		No. Shares	%of Total shares	No. Shares	%of Total shares	
1	Shri Shree Kumar Bangur	2792339	4.23%	2792339	4.23%	-
2	Smt. Shashi Bangur	2319415	3.51%	2319415	3.51%	-
3	Shri Saurabh Bangur	1651228	2.50%	1651228	2.50%	-
4	Shri Virendraa Bangur	1122956	1.70%	1122956	1.70%	-
5	Smt. Bharti Bangur	127300	0.19%	122300	0.19%	0.01%
6	Master Shrivatsa Bangur	62300	0.09%	62300	0.09%	-
7	Saurabh Bangur (HUF)	271480	0.41%	271480	0.41%	-
8	Shree Satyanarayan Investments Company Ltd.	10460593	15.84%	10403973	15.75%	0.09%
9	Veer Enterprises Limited	10727434	16.24%	10704054	16.21%	0.04%
10	Orbit Udyog Pvt Ltd	2409855	3.65%	2409855	3.65%	-
11	Saumya Trade And Fiscal Services Pvt Ltd	2106309	3.19%	2106309	3.19%	-
12	Union Company Limited	4450	0.01%	4450	0.01%	-
13	Mothola Company Ltd.	77700	0.12%	77700	0.12%	-
14	The Indra Company Limited	25750	0.04%	25750	0.04%	-
15	The Diamond Company Limited	1983197	3.00%	1983197	3.00%	-
16	Kilkotagiri And Thirumbadi Plantations Limited	503939	0.76%	464200	0.70%	0.06%
17	Amrit- Villa Investments Ltd.	11500	0.02%	11500	0.02%	-
18	Gold Mohore Investment Co Ltd	647545	0.98%	647545	0.98%	-
	<b>Total</b>	<b>37305290</b>	<b>56.48%</b>	<b>37180551</b>	<b>56.29%</b>	<b>0.19%</b>

Details of shareholders holding more than 5% shares

Name of share holders	As at			
	March 31, 2022		March 31, 2021	
	No. of Shares	% of Holding	No. of Shares	% of Holding
Veer Enterprises Limited	10727434	16.24	10704054	16.21
Shree Satyanarayan Investments Company Limited	10460593	15.84	10403973	15.75
Nippon Life India Trustee Limited-A/C Nippon India Small Cap Fund	4278015	6.48	4278015	6.48



# Notes to Consolidated Financial Statements

as at and for the year ended March 31, 2022 (Contd.)

(₹ in Lakhs)

## Note 18 | OTHER EQUITY

Particulars	Reserves & Surplus						Other Comprehensive Income Equity Instruments through OCI	Total attributable to owners of the Company	Attributable to Non Controlling Interest	Total
	Security Premium Account	Retained Earnings	Capital Redemption Reserve	Equity Share warrant forfeited	General Reserve	Remeasurement of net defined benefit plan				
<b>Opening as on April 01, 2020</b>	<b>14,572.54</b>	<b>80,713.71</b>	<b>6,500.00</b>	<b>277.50</b>	<b>36,934.35</b>	<b>(1,520.68)</b>	<b>26.58</b>	<b>1,37,504.00</b>	<b>31,595.52</b>	<b>1,69,099.52</b>
Profit for the year	-	(310.42)	-	-	-	-	-	(310.42)	(127.84)	(438.26)
Remeasurement of net defined benefit liability/asset ( net of tax )	-	-	-	-	-	284.16	-	284.16	76.21	360.37
Change in fair value of Equity Instruments (net of tax)	-	-	-	-	-	-	88.06	88.06	33.90	121.96
<b>Balance as on March 31, 2021</b>	<b>14,572.54</b>	<b>80,403.29</b>	<b>6,500.00</b>	<b>277.50</b>	<b>36,934.35</b>	<b>(1,236.52)</b>	<b>114.64</b>	<b>1,37,565.80</b>	<b>31,577.79</b>	<b>1,69,143.59</b>
<b>Opening as on April 01, 2021</b>	<b>14,572.54</b>	<b>80,403.29</b>	<b>6,500.00</b>	<b>277.50</b>	<b>36,934.35</b>	<b>(1,236.52)</b>	<b>114.64</b>	<b>1,37,565.80</b>	<b>31,577.79</b>	<b>1,69,143.59</b>
Profit for the year	-	30,703.52	-	-	-	-	-	30,703.52	3,884.55	34,588.07
Remeasurement of net defined benefit liability/asset ( net of tax )	-	-	-	-	-	(325.28)	-	(325.28)	(33.17)	(358.46)
Dividends paid	-	(660.49)	-	-	-	-	-	(660.49)	(552.83)	(1,213.32)
Change in fair value of Equity Instruments (net of tax)	-	-	-	-	-	-	16.14	16.14	6.22	22.36
<b>Balance as on March 31, 2022</b>	<b>14,572.54</b>	<b>1,10,446.32</b>	<b>6,500.00</b>	<b>277.50</b>	<b>36,934.35</b>	<b>(1,561.81)</b>	<b>130.79</b>	<b>1,67,299.69</b>	<b>34,882.55</b>	<b>2,02,182.24</b>

The Board of Directors of the Company recommended a Dividend of ₹ 6.00/- per share (for the year ended March 31, 2021 dividend of ₹ 1.00/- per share) be paid on fully paid Equity Shares. This equity dividend is subject to approval by shareholders at the Annual General Meeting and has not been included as a liability in these financial statements. The total equity dividend to be paid is ₹ 3962.93 (for the year ended March 31, 2021 dividend ₹ 660.49 Lakhs).

- Security Premium Account :** This Reserve represents the premium on issue of shares and can be utilised in accordance with the provisions of the Companies Act, 2013.
- Retained Earnings :** This Reserve represents the cumulative profits of the Company and effects of measurement of defined benefit obligations. This reserve can be utilised in accordance with the provisions of the Companies Act, 2013.
- Capital Redemption Reserve :** This Reserve has been created in relation to debenture issuance and can be utilised in accordance with the provisions of the Companies Act, 2013.
- Equity Share Warrant Forfeited:** This Reserve represents forfeiture of share warrant by failing to meet purchase requirements and can be utilised in accordance with the provisions of the Companies Act, 2013.
- General Reserve :** This Reserve created by an appropriation from one component of Equity (generally retained earnings) to another, not being an item of Other Comprehensive Income. The same can be utilised by the Company in accordance with the provisions of the Companies Act, 2013.
- Other Comprehensive Income:** Other Comprehensive Income is created in compliance with Ind AS notified under the Companies (Indian Accounting Standard) Rules, 2015, as amended.



## Notes to Consolidated Financial Statements

as at and for the year ended March 31, 2022 (Contd.)

(₹ in Lakhs)

Note 19   NON CURRENT BORROWINGS	As at	
	March 31, 2022	March 31, 2021
<b>Non-current Borrowings</b>		
<b>Secured (at amortized cost)</b>		
Non-convertible Debentures (NCD)	-	15,840.00
<b>Term Loans</b>		
From Banks		
Rupee Loans	15,824.00	16,170.83
Foreign Currency Loans	8,709.03	14,694.50
<b>Total Term Loans</b>	<b>24,533.03</b>	<b>46,705.33</b>
Less: Unamortised value of transaction cost	36.72	189.46
Less: Current maturities of Long Term Borrowings	8,671.34	14,472.47
<b>Total Non-current Term Loans</b>	<b>15,824.97</b>	<b>32,043.40</b>
Unsecured (at amortized cost)	189.46	311.99
Other loans	14,472.47	12,479.26
<b>Total Non-current Term Loans</b>	<b>32,043.40</b>	<b>45,223.26</b>
<b>Unsecured (at amortized cost)</b>		
<b>Other loans</b>		
i) From Others		
Interest Free Loan under Sales Tax Deferment Scheme from State Government of Karnataka	9,134.84	8,795.64
Add: Ind AS fair value adjustment	235.31	134.53
Less: Current maturity of Long Term Borrowings	1,686.57	390.54
<b>Total Other Loans</b>	<b>7,683.58</b>	<b>8,539.63</b>
<b>Total Non-Current Borrowings</b>	<b>23,508.55</b>	<b>40,583.03</b>

### Nature of Security

#### Term Loans

- 1) ECB Euro Loan from Standard Chartered Bank (SCB) is secured by way of a first charge on the movable fixed assets of the Company pertaining to the Paper Division at Dandeli ranking pari passu with term loan facilities and Short Term Loan from SCB.
- 2) ECB USD loan from Axis Bank Ltd is secured by way of first charge on company's movable fixed assets including plant & machinery of Paper Division at Dandeli, ranking pari passu with Short Term Loan from SCB.
- 3) Term loan from IDFC First Bank Limited is secured against inventory and receivables of the subsidiary, West Coast Opticable Limited.
- 4) Term loans from ICICI Bank are secured by way of first pari-passu charge on entire movable fixed assets of the Company (excluding assets pertaining to cable division), both present and future.



## Notes to Consolidated Financial Statements

as at and for the year ended March 31, 2022 (Contd.)

(₹ in Lakhs)

### Terms of repayment of term loan and other loans

#### As at March 31, 2022

Particulars	Amount Outstanding	Period	Terms of Repayment
Rupee Loan			
ICICI Bank Ltd. (1 Year MCLR + 0.6%)	5,500.00	Sept 2020 - Aug 2024	Quarterly instalments
ICICI Bank Ltd (3 Months T-Bills + 0.6%)	10,000.00	Dec 2021-June 2025	Quarterly instalments
IDFC First Bank (ROI 8.9%)	324.00	Dec 2020 - Nov 2024	Monthly instalments
Foreign Currency Loan:			
Standard Chartered Bank - ECB € Loan (3 Months EURIBOR + 2.25%)	7,380.33	May 2019 - April 2024	Quarterly instalments
Axis Bank Limited - ECB \$ Loan (3 months Libor + 1.75%)	1,328.69	Feb 2020 - Aug 2022	Quarterly instalments
Interest Free Sales tax Loan	9,134.84	June 2014 - June 2025	Yearly instalments
<b>Total term loan</b>	<b>33,667.86</b>		

#### As at March 31, 2021

Particulars	Amount Outstanding	Period	Terms of Repayment
Non-Convertible Debentures (10.30% p.a.)	15,840.00	Oct 2019 - Oct 2024	Yearly instalments
<b>Rupee Loan</b>			
Axis Bank Limited (6 Months MCLR + 0.75%)	8,333.33	July 2019 - July 2024	Monthly instalments
ICICI Bank Ltd. (1 Year MCLR + 0.6%)	7,500.00	Sept 2020 - Aug 2024	Quarterly instalments
Yes Bank Ltd. (9.55% p.a.)	337.50	Mar 2019 - Mar 2024	Monthly instalments
<b>Foreign Currency Loan:</b>			
Standard Chartered Bank - ECB € Loan (3 Months EURIBOR + 2.25%)	10,854.14	May 2019 - April 2024	Quarterly instalments
Axis Bank Limited - ECB \$ Loan (3 months Libor + 1.75%)	3,840.36	Feb 2020 - Aug 2022	Quarterly instalments
Interest Free Sales tax Loan	8,795.64	June 2014 - June 2025	Yearly instalments
<b>Total term loan</b>	<b>55,500.97</b>		



## Notes to Consolidated Financial Statements

as at and for the year ended March 31, 2022 (Contd.)

(₹ in Lakhs)

		As at	
		March 31, 2022	March 31, 2021
<b>Note 20</b>	<b>LEASE LIABILITIES</b>		
	<b>Non-current</b>		
	Lease Liabilities	2,779.63	863.32
	<b>Total Non-Current Other Lease Liabilities</b>	<b>2,779.63</b>	<b>863.32</b>
	<b>Current</b>		
	Lease Liabilities	467.21	494.22
	<b>Total Current Other Lease Liabilities</b>	<b>467.21</b>	<b>494.22</b>
	<b>Total Lease Liabilities</b>	<b>3,246.84</b>	<b>1,357.54</b>
<b>Note 21</b>	<b>OTHER FINANCIAL LIABILITIES</b>		
	<b>Non-current</b>		
	Dealer Deposits	4,559.47	4,225.11
	Deferred Government Grant	1,356.30	1,919.85
	<b>Total Non-current other financial liabilities</b>	<b>5,915.77</b>	<b>6,144.96</b>
	<b>Current</b>		
	Current maturities of Deferred Government Grant	578.74	578.74
	Interest accrued but not due on borrowings	69.49	415.38
	Unpaid dividend	120.91	120.62
	Trade or security deposits received	3,020.90	2,593.54
	Other financial liabilities	8,793.35	7,344.32
	Payable on purchase of fixed assets	386.13	360.91
	<b>Total current other financial liabilities</b>	<b>12,969.52</b>	<b>11,413.51</b>
	<b>Total other financial liabilities</b>	<b>18,885.29</b>	<b>17,558.47</b>
<b>Note 22</b>	<b>PROVISIONS</b>		
	<b>Non-current</b>		
	Provision for Employee benefits (Refer Note : 44)	762.46	589.06
	<b>Total Non-Current Provisions</b>	<b>762.46</b>	<b>589.06</b>
	<b>Current</b>		
	Provision for Employee benefits (Refer Note : 44)	1,494.56	610.57
	<b>Other provisions</b>		
	For contingencies (Refer Note 59)	5,361.97	5,361.97
	For others	2,357.43	2,357.43
	<b>Total Current Provisions</b>	<b>9,213.96</b>	<b>8,329.97</b>
	<b>Total Provisions</b>	<b>9,976.42</b>	<b>8,919.03</b>



## Notes to Consolidated Financial Statements

as at and for the year ended March 31, 2022 (Contd.)

(₹ in Lakhs)

	As at	
	March 31, 2022	March 31, 2021
<b>Note 23   DEFERRED TAX LIABILITIES</b>		
Deferred tax liabilities on account of WDV of fixed assets	12,352.98	13,268.58
	12,352.98	13,268.58
Deferred tax assets on account of:		
Disallowances under Income Tax Act, 1961, allowed on payment basis	(1,532.06)	(1,467.02)
Long term capital loss carried forward	(22.75)	(22.75)
Financial assets at FVTOCI	95.08	88.44
Provision for doubtful debts	(29.87)	(31.84)
Others	81.16	(14.96)
	(1,408.44)	(1,448.13)
<b>Total Deferred Tax Liabilities</b>	<b>10,944.54</b>	<b>11,820.45</b>
Less: MAT Credit (Entitlement)/ Reversals	-	6.24
<b>Total Deferred Tax Liabilities net of MAT Credit</b>	<b>10,944.54</b>	<b>11,814.21</b>
<b>Note 24   OTHER NON-CURRENT LIABILITIES</b>		
Decommissioning & Dismantling liability	7,974.55	7,568.59
<b>Total Other Non-Current Liabilities</b>	<b>7,974.55</b>	<b>7,568.59</b>
<b>Reconciliation</b>		
Opening Balance	7,568.59	7,209.76
Unwinding of interest and effect of change in discount rate	405.96	358.83
<b>Closing balance</b>	<b>7,974.55</b>	<b>7,568.59</b>
<b>Note 25   CURRENT BORROWINGS</b>		
<b>Current</b>		
<b>Secured</b>		
Loan repayable on demand from banks*	6,720.95	10,771.03
Current maturities of long term debts	8,671.34	14,472.47
<b>Unsecured</b>		
Loan repayable on demand from banks*	4,000.00	-
Current maturities of long term debts	1,686.57	390.54
<b>Total current borrowings</b>	<b>21,078.86</b>	<b>25,634.04</b>

\* The short term loans from Banks are secured by Joint Hypothecation of Stores, Spares, Raw Materials, Stock-in-process, Finished Goods, Book Debts etc., ranking pari-passu charge



## Notes to Consolidated Financial Statements

as at and for the year ended March 31, 2022 (Contd.)

(₹ in Lakhs)

Note 26   TRADE PAYABLES	As at	
	March 31, 2022	March 31, 2021
<b>Trade Payables</b>		
Micro, Small & Medium Enterprises [Refer Note 50]	3,674.01	2,854.74
Others	23,869.68	17,593.48
<b>Total Trade Payables</b>	<b>27,543.69</b>	<b>20,448.22</b>

### Trade Payable ageing

Sl. No	Particulars	Outstanding for following periods from due date of payment as on 31.03.2022						Total
		Unbilled	Not Due	Less than 1 year	1 - 2 years	2 - 3 years	More than 3 years	
i)	MSME	-	2,565.58	1,072.66	19.19	11.13	5.45	3,674.01
ii)	Others	8,939.97	7,947.81	6,865.74	31.45	19.69	65.02	23,869.68
iii)	Disputed Dues - MSME	-	-	-	-	-	-	-
iv)	Disputed Dues - Others	-	-	-	-	-	-	-
	<b>Total</b>	<b>8,939.97</b>	<b>10,513.39</b>	<b>7,938.40</b>	<b>50.64</b>	<b>30.82</b>	<b>70.47</b>	<b>27,543.69</b>

Sl. No	Particulars	Outstanding for following periods from due date of payment as on 31.03.2021						Total
		Unbilled	Not Due	Less than 1 year	1 - 2 years	2 - 3 years	More than 3 years	
i)	MSME	-	2,012.45	820.12	16.37	0.35	5.45	2,854.74
ii)	Others	7,657.50	5,536.30	4,289.37	36.49	32.53	41.29	17,593.48
iii)	Disputed Dues - MSME	-	-	-	-	-	-	-
iv)	Disputed Dues - Others	-	-	-	-	-	-	-
	<b>Total</b>	<b>7,657.50</b>	<b>7,548.75</b>	<b>5,109.49</b>	<b>52.86</b>	<b>32.88</b>	<b>46.74</b>	<b>20,448.22</b>

### Note 27 | OTHER CURRENT LIABILITIES

Statutory liabilities	1,761.27	1,070.22
Other liabilities	5,854.97	8,327.53
<b>Total Other Current Liabilities</b>	<b>7,616.24</b>	<b>9,397.75</b>





## Notes to Consolidated Financial Statements

as at and for the year ended March 31, 2022 (Contd.)

(₹ in Lakhs)

		For the year ended	
		March 31, 2022	March 31, 2021
<b>Note 28</b>	<b>REVENUE FROM OPERATIONS</b>		
	<b>Sales of Products</b>		
	Paper and Board	3,22,540.87	2,14,986.76
	Cables	11,841.44	8,064.66
	Wind Power	24.10	17.32
	<b>Other Operating Revenues</b>		
	Export Promotion Incentive	567.12	208.35
	Scrap Sales	1,830.38	1,154.24
	Sale of saplings	-	20.36
	Incidental charges recovered from customers	-	1.21
	<b>Total Revenue from Operations</b>	<b>3,36,803.91</b>	<b>2,24,452.90</b>
<b>Note 29</b>	<b>REVENUE FROM TRADING OPERATIONS</b>		
	Revenue from Trading Operations	963.08	-
	<b>Total Revenue from Trading Operations</b>	<b>963.08</b>	-
<b>Note 30</b>	<b>OTHER INCOME</b>		
	<b>Interest Income</b>		
	From Banks	1,036.30	561.17
	From Others	1,547.61	1,287.73
	<b>Other Non - Operating Income</b>		
	Rent received	50.67	46.81
	Income from government grant	583.55	520.65
	Profit on sale/ fair value of Investment	213.49	92.74
	Liabilities and provisions written back	1,644.22	395.81
	Dividend Income	0.14	-
	Others	746.28	175.30
	<b>Total Other Income</b>	<b>5,822.26</b>	<b>2,466.10</b>
<b>Note 31</b>	<b>COST OF MATERIALS CONSUMED</b>		
	Pulp Wood, Pulp & Waste Paper	95,289.87	67,537.08
	Optical Fiber, PBT, HDPE & Others	8,768.94	5,663.86
	Chemicals & Dyes	49,634.43	29,327.01
	Packing Materials	10,465.77	6,974.90
	<b>Total Cost of Raw Material Consumed</b>	<b>1,64,159.01</b>	<b>1,09,502.85</b>



## Notes to Consolidated Financial Statements

as at and for the year ended March 31, 2022 (Contd.)

(All amounts of ₹ in Lakhs, except share data and unless otherwise stated)

		For the year ended	
		March 31, 2022	March 31, 2021
<b>Note 32</b>	<b>PURCHASES OF STOCK IN TRADE</b>		
	Purchase of Trading Goods	780.05	-
	<b>Total Cost of Material Consumed</b>	<b>780.05</b>	<b>-</b>
<b>Note 33</b>	<b>CHANGES IN INVENTORIES OF FINISHED GOODS AND WORK IN PROGRESS</b>		
	Opening Stock of Finished Goods		
	- Paper and Board	6,909.95	14,001.66
	- O. F. C. Cables, etc.	792.26	423.44
		<b>7,702.21</b>	<b>14,425.10</b>
	Closing Stock of Finished Goods		
	- Paper and Board	1,518.10	6,909.95
	- O. F. C. Cables, etc.	1,102.15	792.26
	Changes in Inventory of Finished Goods	<b>2,620.25</b>	<b>7,702.21</b>
		<b>5,081.96</b>	<b>6,722.89</b>
	Opening Stock of Work-in-progress	1,583.41	2,690.08
	Closing Stock of Work-in-progress	1,955.65	1,583.41
	Changes in inventory of Work-in-progress	<b>(372.24)</b>	<b>1,106.67</b>
	<b>Total changes in inventory of WIP and Finished goods</b>	<b>4,709.72</b>	<b>7,829.56</b>
<b>Note 34</b>	<b>EMPLOYEE BENEFITS EXPENSE</b>		
	Salaries, Wages and Bonus	29,664.68	26,869.23
	Contribution to Provident & Other Funds	2,284.44	2,061.85
	Staff Welfare Expense	3,911.98	2,384.07
	<b>Total Employee Benefit Expenses</b>	<b>35,861.10</b>	<b>31,315.15</b>
<b>Note 35</b>	<b>FINANCE COSTS</b>		
	<b>Interest Expense:</b>		
	Term Loans	3,014.39	4,164.57
	Others	1,911.51	1,591.39
	Interest cost on Sales Tax Loan	690.09	670.29
	Other Borrowing Costs	644.53	277.76
	Net Loss ( Gain ) on Foreign Currency Transactions & Translation	(390.79)	307.26
	<b>Total Finance costs</b>	<b>5,869.73</b>	<b>7,011.27</b>



## Notes to Consolidated Financial Statements

as at and for the year ended March 31, 2022 (Contd.)

(₹ in Lakhs)

	For the year ended	
	March 31, 2022	March 31, 2021
<b>Note 36   DEPRECIATION AND AMORTISATION EXPENSE</b>		
Depreciation on Property, Plant and Equipment's	19,446.69	21,396.65
Amortisation of Intangible Assets	817.27	477.20
Amortization of Right of use Assets	989.09	1,061.52
<b>Total Depreciation and Amortisation</b>	<b>21,253.05</b>	<b>22,935.37</b>

<b>Note 37   OTHER EXPENSES</b>		
Consumption of Stores & Spare Parts	11,485.94	9,003.29
Power, coal and water	35,671.10	25,276.49
Rent	341.04	581.66
Repair and maintenance of Buildings	2,463.21	1,819.94
Repair and maintenance of Plant and Machinery	4,746.31	3,221.18
Repair and maintenance of other assets	932.15	774.45
Insurance	1,252.16	1,361.96
Rates & Taxes	423.92	315.95
Research & Development expenses	62.10	123.14
Miscellaneous expenses	4,126.42	3,471.27
Payment to Auditors	112.83	116.16
Foreign exchange variation	-	19.53
Forwarding charges on Sales	4,263.06	1,877.23
Commission on sales	787.28	611.62
Provision for doubtful debts	-	32.99
Commission to Director	923.37	-
Directors' fees	105.02	68.41
Charity & donations	30.50	28.30
Corporate Social Responsibility expenses (Refer Note 49)	773.22	977.09
Loss on discard of assets	12.28	697.85
Loss on sale of Property, plant & equipment	404.35	162.76
<b>Total Other Expenses</b>	<b>68,916.26</b>	<b>50,541.27</b>

	For the year ended	
	March 31, 2022	March 31, 2021
<b>Note 38   INCOME TAX EXPENSE</b>		
<b>Current Tax Expense</b>		
Current Tax on profits for the year	10,194.02	548.95
Current Tax on profits for earlier years	(0.45)	199.43
MAT Credit (Entitlement)/ Reversals for earlier years	-	318.56
<b>Total Current Tax Expense</b>	<b>10,193.57</b>	<b>1,066.94</b>



## Notes to Consolidated Financial Statements

as at and for the year ended March 31, 2022 (Contd.)

(₹ in Lakhs)

	For the year ended	
	March 31, 2022	March 31, 2021
<b>Deferred Tax</b>		
<b>Decrease / (increase) in deferred tax assets</b>		
Property, Plant and Equipment	(2,297.96)	(3,036.53)
<b>(Decrease) / increase in deferred tax liabilities</b>		
Disallowance under section 43B	(322.97)	(85.68)
Tax holiday period	1.03	1.43
Adjustments to Ind AS	(233.59)	(168.20)
Provision for doubtful debts	23.82	(11.46)
Others	88.36	54.63
<b>Total Deferred Tax expense / (income)</b>	<b>(2,741.31)</b>	<b>(3,245.81)</b>
<b>Total Income Tax Expense</b>	<b>7,452.26</b>	<b>(2,178.87)</b>

	As at	
	March 31, 2022	March 31, 2021

### Note 39 | CONTINGENT LIABILITIES AND COMMITMENTS

#### Contingent Liabilities & Commitments

##### a. Contingent Liabilities :

I. Claims against the Company not acknowledged as debts in respect of		
a. Income tax matters, pending decisions on various appeals made by the Group and by the Department (refer Note I below) (refund adjusted against demand ₹ 657 Lakhs, Previous Year ₹ 664 Lakhs)	3,151.69	3,332.64
b. Excise matters & Service Tax under dispute	2,089.49	2,046.33
c. Custom matter under dispute	540.27	540.27
d. Sales Tax matter under dispute	511.04	377.95
e. Other matters under dispute	3,445.38	2,070.58
II. Other money for which the Holding Company is contingently liable :		
a. Corporate Guarantee given to Subsidiary's Bankers (at the close of the year)	-	337.50
b. Commitments :		
I. Estimated amount of contracts remaining to be executed on Capital account and not provided for (net of advance of ₹ 626.54 Lakhs - Previous Year ₹ 916.84 Lakhs)	6,901.98	1,807.55



## Notes to Consolidated Financial Statements

as at and for the year ended March 31, 2022 (Contd.)

(₹ in Lakhs)

### Notes :

#### 1 Income Tax :

- a. The Income Tax assessments of the Holding Company have been completed up to AY 2017-18.
- b. In the books of Accounts, the Holding Company is accounting Income tax refunds after adjustment of tax demands by IT authorities, if any. The matters are pending before High Court and ITAT for various issues. Based on legal opinion the Holding Company is contesting those tax demands/ disallowances at appropriate level. The company has therefore not recorded adjustment of taxes/order in books.
- c. MATERIAL DEMANDS AND DISPUTES CONSIDERED AS "REMOTE" BY THE HOLDING COMPANY:  
The Holding Company claimed deduction under Section 80 IA of the Income Tax Act 1961 in its return of Income for Power Undertaking for Financial Year 1998-99 to 2020-21 and for Effluent (Water) treatment for financial year 1997-98 to 2020-21. The assessing officer disallowed the benefit of deductions at assessment stage. Company had preferred appeals with Commissioner Appeals and / or ITAT. The ITAT partly allowed the appeals of the company. Department / Company have preferred appeal against the order of ITAT. As advised by legal advisors, Company has a strong case / merit for claiming the deduction and thus expects a favorable outcome.
- d. The total demand outstanding as on 31.03.2022 on account of income tax dues is ₹ 3151.69 lakhs (₹ 3332.64 lakhs), net of tax paid/adjusted under protest ₹ 657 Lakhs.

#### Note 40 | LOAN PURCHASE AGREEMENT

The Holding Company had entered into a loan purchase agreement with ICICI Bank Ltd. for ₹ 4000 Lakhs in respect of borrowings of Shree Rama Newsprint Limited (SRNL) after sale of its investment in shares of SRNL. The loan purchase agreement stipulates that upon occurrence of default ICICI Bank Ltd. will have "a right" to require the Holding Company to purchase the loan outstanding of SRNL along with transfer of underlying security by ICICI Bank Ltd., to the Holding Company. The outstanding balance as at March 31, 2022 of SRNL loan is ₹ 3,202.84 Lakhs with principal repayment due by June 30, 2025. The Holding Company does not foresee any event of default, further the security value is significantly higher than the outstanding loan balance and hence no liability is envisaged in this respect.

#### Note 41 |

During the previous year, a supplier has made an unsubstantiated claim of approximately ₹ 3600 Lakhs against the Cable division of the Holding Company for alleged breach of contract and has initiated Arbitration proceedings against the Holding Company. Based on the available facts of the case, the Holding Company has been legally advised that they have a strong case to defend, basis which the management presently does not envisage any material liability in this regard.



## Notes to Consolidated Financial Statements

as at and for the year ended March 31, 2022 (Contd.)

(₹ in Lakhs)

Note 42	EARNINGS PER SHARE [EPS] COMPUTED IN ACCORDANCE WITH IND AS 33 :	For the year ended	
		March 31, 2022	March 31, 2021
	<b>Earnings</b>		
	Profit / (Loss) for the year attributable to Owners	30,703.52	(310.42)
	<b>Shares</b>		
	Number of shares at the beginning of the period	6,60,48,908	6,60,48,908
	Add : Shares issued during the period	-	-
	Total number of equity shares outstanding at the end of the period	6,60,48,908	6,60,48,908
	Weighted average number of equity shares outstanding during the period	6,60,48,908	6,60,48,908
	Earnings per share (Basic / Diluted) (Face value ₹ 2/- per share)	46.49	(0.47)

### Note 43 RELATED PARTY DISCLOSURES AS PER IND AS 24

#### I. Relationship :

##### a. Associate Company

- 1) Speciality Coatings and Laminations Ltd

##### b. Enterprises where principal shareholders have control

- 1) Veer Enterprises Ltd.
- 2) Shree Satyanarayan Investments Company Ltd.
- 3) Siddhi Trade & Holdings Pvt. Ltd.
- 4) Rangnath Bangur Charitable Trust
- 5) Shree Ram Trust
- 6) Bangur Trust
- 7) The Marwar Textiles Agency Pvt. Ltd.
- 8) Kilkotagiri & Thirumbadi Plantations Ltd.

##### c. Key Management Personnel (KMP)

- 1) Shri S.K.Bangur (Chairman & Managing Director)
- 2) Shri Virendraa Bangur (Joint Managing Director)
- 3) Shri Rajendra Jain (Executive Director)
- 4) Shri Brajmohan Prasad (Company Secretary)

##### d. Relative of Key Management Personnel

- 1) Smt. Shashi Bangur
- 2) Shri Saurabh Bangur - Relative of KMP and Joint Managing Director of Andhra Paper Limited, a subsidiary

##### e. Company in which Director is common

- 1) Gloster Cables Ltd.



## Notes to Consolidated Financial Statements

as at and for the year ended March 31, 2022 (Contd.)

(₹ in Lakhs)

**f. Non-Executive / Independent Directors on the Board**

- 1) Smt Shashi Bangur
- 2) Shri Saurabh Bangur
- 3) Shri P N Kapadia
- 4) Shri Sudarshan Somani
- 5) Smt. Arpita Vinay
- 6) Shri Shiv Ratan Goenka
- 7) Shri Amitav Kothari (retired on 11.02.2022)
- 8) Shri Ashok Kumar Garg (w.e.f 10.02.2022)

**g. Post Employment Benefit Plan**

- 1) Employees Provident Fund of West Coast Paper Mills Ltd
- 2) Gratuity Fund of West Coast Paper Mills Ltd
- 3) PF Trust of Andhra Paper Ltd

**II. The following is a summary of related party transactions**

Particulars	As at	
	March 31, 2022	March 31, 2021
i. Rent paid / Reimbursement of Expenses to:		
1) Veer Enterprises Ltd.	150.81	130.24
2) Shree Satyanarayan Investment Company Ltd.	98.40	87.23
3) Siddhi Trade & Holdings Pvt. Ltd.	17.86	17.57
4) Shri S. K. Bangur	24.72	23.54
5) Smt. Shashi Bangur	6.00	4.80
6) The Marwar Textiles Agency Pvt Ltd	4.25	0.65
ii. Charity & Donations :		
1) Rangnath Bangur Charitable Trust	30.00	20.00
2) Shree Ram Trust	-	4.00
3) Bangur Trust	-	4.00
iii. Compensation to KMP and their relatives:		
Salary & other Employee benefit to directors and Executive Officers	1,796.73	610.47
iv. Purchases from Gloster Cables Ltd	88.27	98.82
v. Rent received from Gloster Cables Ltd.	12.42	11.61
vi. Sales to Kilkotagiri & Thirumbadi Plantations Ltd.	7.00	4.28
vii. Contribution to Post Employment Benefit Plan		
1) Employees Provident Fund of West Coast Paper Mills Ltd	927.90	538.66
2) Gratuity Fund of West Coast Paper Mills Ltd	266.97	237.99
3) PF Trust of Andhra Paper Ltd	495.96	468.36



## Notes to Consolidated Financial Statements

as at and for the year ended March 31, 2022 (Contd.)

(₹ in Lakhs)

### III. The Group has the following amounts due to/from related parties :

Particulars	As at	
	March 31, 2022	March 31, 2021
i. Due to related Parties		
1) Employees Provident Fund of West Coast Paper Mills Ltd	61.89	48.90
2) Gratuity Fund of West Coast Paper Mills Ltd	664.64	159.64
3) PF Trust of Andhra Paper Ltd	55.09	39.73
ii. Due from related Parties		
1) Veer Enterprises Ltd. - Security Deposit	23.10	24.60
2) Shree Satyanarayan Investments Company Ltd. - Security Deposit	21.10	21.10
3) Smt. Shashi Bangur - Security Deposit	2.40	2.40
4) The Marwar Textiles Agency Pvt Ltd	0.20	0.20
5) Kilkotagiri & Thirumbadi Plantations Ltd. - Sales	-	1.84

#### Note 44 | EMPLOYEE BENEFIT PLANS

As per Ind AS 19 "Employee Benefits", the disclosures of Employee benefits as defined in the Accounting Standard are given below :

#### [A] Defined Contribution Plan

Contribution to Defined Contribution Plan, recognised as expenses for the year are as under :

Particulars	For the year	
	2021-22	2020-21
Employer's Contribution to Provident Fund/Pension Fund	1694.82	1497.45
Employer's Contribution to Superannuation Fund	65.34	51.76

#### [B] Defined Benefit Plan

The following table sets out the status of the Gratuity Plan as required under IND AS-19 :

#### Reconciliation of opening and closing balances of the present value of the defined benefit obligation

Opening defined benefit obligation	7,263.83	6,777.14
Current Service cost	451.71	426.46
Interest Cost	491.10	445.93
Benefits paid	(986.77)	(507.14)
Actuarial losses/(gain)	981.73	121.44
Obligations at the end of the period	8,201.60	7,263.83





## Notes to Consolidated Financial Statements

as at and for the year ended March 31, 2022 (Contd.)

(₹ in Lakhs)

### Change in Plan Assets

Particulars	For the year	
	2021-22	2020-21
Opening fair value of plan assets	7,336.36	5,804.36
Interest income on plan assets	465.00	384.57
Actuarial gain/(Losses)	121.62	586.46
Contributions by employer	459.47	1,068.12
Benefits paid	(986.55)	(507.15)
Closing fair value of plan assets	7,395.90	7,336.36

### Amount recognized in Balance Sheet

Present value of funded obligations	(8,201.60)	(7,263.83)
Fair Value of Plan Assets	7,395.90	7,336.36
Net Asset / (Liability)	(805.70)	72.53

### Expense recognised in Other Comprehensive Income

Particulars	For the year	
	2021-22	2020-21
Current service cost	451.71	426.46
Interest Cost	491.10	445.93
Interest income on plan assets	(465.00)	(384.57)
Net Income/Expenses recognized in Statement of Profit & Loss	477.81	487.82

### Expense recognised in Other Comprehensive Income

Actuarial (Gain) / Losses on Obligation for the period	493.20	232.75
Return on Plan Assets, Excluding Interest Income	(134.75)	(685.41)
Net (Income)/Expenses recognized in Other Comprehensive Income	358.45	(452.66)

### Sensitivity Analysis

Effect of +1% increase in discount rate	(471.61)	(419.13)
Effect of -1% decrease in discount rate	537.09	478.37
Effect of +1% increase in Salary rate	547.97	488.23
Effect of -1% decrease in Salary rate	(516.56)	(434.26)
Effect of +1% increase in Employee turnover	131.90	106.76
Effect of -1% decrease in Employee turnover	(143.89)	(116.91)



## Notes to Consolidated Financial Statements

as at and for the year ended March 31, 2022 (Contd.)

(₹ in Lakhs)

### Maturity Profile of projected benefit obligation from the fund

1st following year	1,937.17	1,727.45
2nd following year	718.10	676.30
3rd following year	735.44	678.72
4th following year	621.26	605.69
5th following year	680.67	513.51
Sum of years 6 and above	6,459.75	5,424.55

### Category of Plan Assets

#### Managed by:

LIC	33.19%	31.31%
Aditya Birla Capital	0.93%	0.88%
ICICI Prudential Life Insurance	22.55%	21.05%
Insurer Managed Funds - APL (LIC- 20% & Aditya Birla - 80%)	43.33%	46.76%

### Financial assumptions at the valuation date

Particulars	For the year	
	2021-22	2020-21
Discount rate (WCPM/APL)	7.23% / 6.90%	6.85% / 6.35%
Estimated rate of return on Plan assets (WCPM/APL)	7.23% / 7.00%	6.85% / 7.00%
Salary escalation over and above highest of salary in grade (WCPM/APL)	1.00% / 6.00%	1.00% / 6.00%

#### Particulars

#### As at

Particulars	As at	
	2021-22	2020-21
<b>Note 45   DIVIDEND REMITTANCE TO FOREIGN INVESTORS (INR)</b>		
Number of non-resident shareholders	582	-
Number of shares held by them on which dividend was paid	4,95,733	-
Amount remitted - net of tax ( ₹ lakhs)	4.96	-

### Note 46 | SEGMENT INFORMATION

Pursuant to Accounting Ind As 108 – Segment Reporting, information about Business Segments ( Information provided in respect of revenue items for the year ended March 31, 2022 and in respect of assets / liabilities as at March 31, 2022 is disclosed as under :

- Revenue and Expenses have been identified to a segment on the basis of relationship to operating activities of the segment. Revenue and Expenses which relate to enterprise as a whole and are not allocable to a segment on reasonable basis have been disclosed as “Unallocable”.
- Segment Assets and Segment Liabilities represent Assets and Liabilities in respective segments. Investments, tax related assets and other assets and liabilities that can not be allocated to a segment on reasonable basis have been disclosed as “ Unallocable”.



# Notes to Consolidated Financial Statements

as at and for the year ended March 31, 2022 (Contd.)

(₹ in Lakhs)

Particulars	Paper		Cables		Others		Unallocable		Total	
	2021-22	2020-21	2021-22	2020-21	2021-22	2020-21	2021-22	2020-21	2021-22	2020-21
<b>Segment Revenue</b>										
Turnover	3,24,881.49	2,16,340.24	12,861.40	8,095.34	24.10	17.32			3,37,766.99	2,24,452.90
<b>Total Turnover</b>	<b>3,24,881.49</b>	<b>2,16,340.24</b>	<b>12,861.40</b>	<b>8,095.34</b>	<b>24.10</b>	<b>17.32</b>			<b>3,37,766.99</b>	<b>2,24,452.90</b>
Segment result before Interest and Taxes	47,332.40	4,331.54	948.54	804.14	(3.98)	(8.63)			48,276.96	5,127.05
Less : Finance Cost							5,869.73	7,011.26	5,869.73	7,011.26
Less : Other Expenditure							366.89	332.25	366.89	332.25
Less : Exceptional Items							-	400.66	-	400.66
Profit / (Loss) Before Tax							(6,236.62)	(7,744.17)	42,040.33	(2,617.13)
Current Tax							10,193.57	748.38	10,193.57	748.38
MAT Credit (Entitlement) / Reversal							-	318.56	-	318.56
Deferred Tax							(2,741.31)	(3,245.81)	(2,741.31)	(3,245.81)
<b>Profit / (Loss) for the year</b>							<b>(13,688.88)</b>	<b>(5,565.30)</b>	<b>34,588.07</b>	<b>(438.26)</b>
<b>Other Information</b>										
Segment Assets	3,22,648.99	3,04,434.07	11,578.12	9,260.28	51.10	51.10	-	-	3,34,278.21	3,13,745.45
Segment Liabilities	1,26,833.45	1,40,254.36	3,941.53	3,026.52	-	-	-	-	1,30,774.98	1,43,280.88
Capital Expenditure	6,055.18	7,303.95	231.04	101.08	-	-	-	-	6,286.22	7,405.03
Depreciation/Amortisation	20,963.39	22,695.35	289.66	239.96	-	0.06	-	-	21,253.05	22,935.37

## Particulars

## As at

**March 31, 2022****March 31, 2021**

### Note 47 | EVENT OCCURRING AFTER BALANCE SHEET DATE

#### Dividend proposed to be distributed

The Holding Company has proposed dividend to equity share holders @ ₹ 6.00/- per share (Previous Year ₹ 1.00/- per share)

3,962.93

660.49

**Note 48** | As per Ind AS 41 on "Agriculture" the group has fair valued its matured crops except for the crops fully matured at its Kuluwali plantation, Karnataka, since there is an on-going litigation and same will be accounted in the books of accounts upon the final disposal of the case.



## Notes to Consolidated Financial Statements

as at and for the year ended March 31, 2022 (Contd.)

(₹ in Lakhs)

### Note 49 | EXPENDITURE INCURRED ON CORPORATE SOCIAL RESPONSIBILITIES

[a] Corporate Social Responsibility (CSR): Where the company covered under section 135 of the Companies Act, the following shall be disclosed with regard to CSR activities :

Sr. No.	Particulars	For the year ended	
		March 31, 2022	March 31, 2021
a	Amount required to be spent by the company during the year	770.77	977.08
b	Amount spent during the year on:	773.22	977.08
	i Health Care	289.35	240.43
	ii Education And Skill Development	133.20	160.33
	iii Protection of Natural Resources and Sustainability	12.33	16.83
	iv Safe Drinking Water	32.72	33.09
	v Sports and Games	5.34	4.98
	vi Rural Development Support	11.94	3.95
	vii Others	129.09	72.26
	On going projects for 2021-22		
	- Spent during the year	-	9.50
	- Unspent amount carried forward (since deposited into Unspent CSR Bank Account)	159.25	435.71
		159.25	445.21
		773.22	977.08

[b] Details of ongoing projects along with :

#### As per Sec.135(6) (Ongoing Project)

Opening Balance		Amount required to be spent during the year	Amount spent during the year		Closing Balance	
With Company	In Separate CSR unspent A/c		From Company's A/c	From Separate CSR unspent A/c	With Company	In Separate CSR unspent A/c
-	435.71	159.25	-	291.00	-	303.96

### Note 50 | THE MICRO, SMALL AND MEDIUM ENTERPRISES DEVELOPMENT (MSMED) ACT, 2006

Based on the information available, there are certain vendors who have confirmed that they are covered under the Micro, Small and Medium Enterprises Development Act, 2006. Disclosures as required by section 22 of The Micro, Small and Medium Enterprises Development Act, 2006, are given below::

Particulars	As at	
	March 31, 2022	March 31, 2021
a. Principal amount remaining unpaid to suppliers at the end of the year	3,674.01	2854.74
b. Interest due thereon remaining unpaid to suppliers at the end of the year	23.90	23.03
c. The amount of interest paid along with the amounts of the payment made to suppliers beyond the appointed day	-	-
d. The amount of interest due and payable	-	-
e. The amount of interest accrued and remaining unpaid at the end of accounting year	23.90	23.03
	3697.91	2877.77



## Notes to Consolidated Financial Statements

as at and for the year ended March 31, 2022 (Contd.)

(₹ in Lakhs)

**Particulars****For the year ended****March 31, 2022**      **March 31, 2021****Note 51 | INCOME TAX****a. Amount recognised in Statement of Profit & Loss****Current Income Tax**

- Current Year	10,193.57	548.95
- Previous Years	-	199.43
- MAT Credit Entitlement / reversed	-	318.56
<b>Total</b>	<b>10,193.57</b>	<b>1,066.94</b>
<b>Deferred Tax</b>	<b>(2,741.31)</b>	<b>(3,245.81)</b>
<b>Income Tax expense reported in the Statement of Profit and Loss</b>	<b>7,452.26</b>	<b>(2,178.87)</b>

**b. Reconciliation of effective tax rate**

<b>Profit Before Tax</b>	42,040.33	(2,617.13)
Tax at applicable Statutory Income Tax Rate	14,690.57	(914.53)
Effect of Various Disallowance of expenses	474.79	321.85
Effect of Deduction under chapter VIA of IT Act	(6,396.81)	-
Effect of reinstatement on Ind AS adoption	180.77	120.68
Effect of Ins AS Adjustments to reduce DTL	(233.59)	(337.60)
Effect of timing differences in Depreciation	104.25	6.11
Effect of change in rate of tax	(1,468.08)	280.77
Other Differences	100.35	522.72
<b>Tax Expense recognised in Statement of Profit &amp; Loss</b>	<b>7,452.26</b>	<b>-</b>

**Note 52 | INFORMATION RELATED TO CONSOLIDATED FINANCIAL STATEMENTS (IND AS 110)**

- a The Company has prepared consolidated financial statements as required under Ind AS110, Sections 129 of Companies Act, 2013 and listing requirements. The consolidated financial statements is available on Company's web site for public use.
- b At the end of the year the Company has one Associate Company as defined in Section 2(6) of Companies Act 2013. The Investment in Associate Company has been fully impaired in earlier years, in accordance with Para 38 & 39 of Ind AS 28, the company has not recognised additional loss over the investment during the year.

**Note 53 | COMPANIES INCLUDED / NOT INCLUDED IN CONSOLIDATION**

The wholly owned subsidiary of Andhra Paper Ltd., Andhra Paper Foundation (Formerly known as IP India Foundation), carries out Corporate Social Responsibility activities. The same is not considered for the purpose of consolidation, as the objective of control over this entity is not to obtain economic benefits from its activities



## Notes to Consolidated Financial Statements

as at and for the year ended March 31, 2022 (Contd.)

(₹ in Lakhs)

### Note 54 | FINANCIAL INSTRUMENTS AND RELATED DISCLOSURES

S. No	Particulars	Note	As at			
			March 31, 2022		March 31, 2021	
			Carrying Value	Fair Value *	Carrying Value	Fair Value *
<b>1 Financial Assets Designated at Fair Value through Profit and Loss</b>						
i)	Derivatives - not designated as hedging instruments		-	-	-	-
ii)	Investment in Equity Shares	5	70.21	70.21	52.91	52.91
iii)	Investment in Mutual Fund	5	17,865.07	17,865.07	7,120.80	7,120.80
iv)	Investment in Bonds	5	2,040.19	2,040.19	-	-
<b>2 Financial Assets designated at Fair Value through Other Comprehensive Income</b>						
i)	Investment in Equity Shares	5	1,947.00	1,947.00	1,918.00	1,918.00
<b>3 Financial Assets designated at Amortised Cost</b>						
i)	Investment in Bonds	5	20,366.38	20,366.38	10,980.98	10,980.98
ii)	Investment in Commercial Papers	5	4,899.57	4,899.57	1,900.72	1,900.72
iii)	Others	5	0.10	0.10	0.10	0.10
iv)	Trade receivables	12	24,229.31	24,229.31	20,394.18	20,394.18
v)	Cash and Cash Equivalents	13	2,780.44	2,780.44	2,099.58	2,099.58
vi)	Other Bank Balances	14	3,233.70	3,233.70	7,047.50	7,047.50
vii)	Loans	6	10,596.60	10,596.60	6,638.30	6,638.30
viii)	Other Financial Assets	7	1,787.96	1,787.96	1,133.93	1,133.93
<b>4 Investment in step down subsidiary company</b>						
		5	5.00	5.00	5.00	5.00

\* There are no Financial Assets or Liabilities which fall under level 2 & 3.

### Financial Liabilities

Sl. No	Particulars	Note	As at			
			March 31, 2022		March 31, 2021	
			Carrying Value	Fair Value*	Carrying Value	Fair Value*
<b>1 Financial Liability Designated at Fair Value through Profit and Loss</b>						
i)	Derivatives - not designated as hedging instruments		-	-	-	-
<b>2 Financial Liability designated at Amortised Cost</b>						
i)	Borrowings	19,25	44,587.41	44,587.41	66,217.07	66,217.07
ii)	Trade payables	26	27,543.69	27,543.69	20,448.22	20,448.22
iii)	Other financial liability	21	16,829.34	16,829.34	14,939.26	14,939.26
iv)	Lease liability	20	3,246.84	3,246.84	1,357.55	1,357.55

The fair value of financial assets and financial liabilities are included at the amount at which the instrument could be exchanged in a current transaction between willing parties, other than in a forced or liquidation sale



# Notes to Consolidated Financial Statements

as at and for the year ended March 31, 2022 (Contd.)

(₹ in Lakhs)

## Note 55 | FINANCIAL RISK MANAGEMENT OBJECTIVES, POLICIES AND DISCLOSURES

### 1 Financial Risk

The Group's operational activities expose to various financial risks i.e., market risk, credit risk and risk of liquidity. The Group realizes that risks are inherent and integral aspect of any business. The primary focus is to foresee the unpredictability of financial markets and seek to minimize potential adverse effects on its financial performance. The primary market risk to the Company is foreign exchange risk & interest rate risk. The Group uses derivative financial instruments to reduce foreign exchange risk exposures.

#### i Market risk

Market risk is the risk that the fair value of future cash flows of a financial instrument will fluctuate because of fluctuation in market prices. These comprise three types i.e., currency rate, interest rate and other price related risks. Financial instruments affected by market risk include loans and borrowings, deposits, investments and derivative financial instruments. Foreign currency risk is the risk that the fair value or future cash flows of a financial instrument will fluctuate because of changes in foreign exchange rates. Interest rate risk is the risk that the fair value or future cash flows of a financial instrument will fluctuate because of changes in market interest rates. Regular interaction with bankers, intermediaries and the market participants help us to mitigate such risk.

#### a Foreign currency risk and sensitivity

The primary market risk to the company is foreign exchange risk. The Company uses derivative financial instruments to reduce foreign exchange risk exposure and follows its risk management policies to mitigate the same. After taking cognizance of the natural hedge, the company takes appropriate hedges to mitigate its risk resulting from fluctuation in foreign currency exchange rate(s).

Particulars	USD / EURO outstanding in terms of ₹ Lakhs	
	As at	
	March 31, 2022	March 31, 2021
<b>Financial Assets</b>		
Cash and cash equivalents	620.19	294.91
Trade receivables	1,379.80	1,235.19
Other financial assets (including loans)	-	-
<b>Financial Liabilities</b>		
Trade payables	242.01	354.93
Borrowings	8,709.03	14,694.50
Interest accrued but not due	42.58	70.29
<b>Net Assets / Liabilities</b>	<b>6,993.63</b>	<b>13,589.62</b>

The following significant exchange rates have been applied;

(Currency in ₹)

Particulars	As at	
	March 31, 2022	March 31, 2021
USD	75.79	73.11
Euro	84.22	85.75



## Notes to Consolidated Financial Statements

as at and for the year ended March 31, 2022 (Contd.)

(₹ in Lakhs)

### Foreign currency sensitivity

Sensitivity analysis is computed based on the changes in the income and expenses in foreign currency upto conversion into functional currency, due to exchange rate fluctuation between the previous reporting period and the current reporting period.

0.25% increase and decrease in foreign exchanges rates will have the following impact on profit before tax

Particulars	2021-22		2020-21	
	0.25% increase	0.25% decrease	0.25% increase	0.25% decrease
USD / EURO Sensitivity	(17.48)	17.48	(33.97)	33.97

Summary of Exchange difference accounted in Statement of Profit and Loss :

Particulars	For the year ended	
	March 31, 2022	March 31, 2021
<b>Currency fluctuations</b>		
Net foreign exchange (gain)/ losses shown as operating expenses	(68.91)	(35.00)
Net foreign exchange (gain)/ losses shown as Finance Cost	(390.79)	307.26
Net foreign exchange (gain)/ losses shown as Other Income	-	-
<b>Derivatives</b>		
Currency forwards (gain) / losses shown as operating expenses	-	-
Interest rate swaps (gain) / losses shown as finance cost	-	-
Net foreign exchange (gain)/ losses shown as Other Income	-	-
<b>Total</b>	<b>(459.70)</b>	<b>272.26</b>

### b. Interest rate risk and sensitivity

The Group's exposure to the risk of changes in market interest rates relates primarily to long term debt. The Group has entered into various interest rate swap contracts, in which it agrees to exchange, at specific intervals, the difference between fixed and variable interest amounts calculated by reference to an agreed upon principal amount. Borrowings at variable rates expose the Group to cash flow interest rate risk. With all other variables held constant, the following table demonstrates composition of fixed and floating rate borrowing of the Group and impact of floating rate borrowings on company's profitability.

#### Interest rate risk exposure

Particulars	As at			
	March 31, 2022		March 31, 2021	
Fixed rate borrowings	-	-	-	-
Variable rate borrowings	8,709.03	100%	14,694.50	100%
<b>Total</b>	<b>8,709.03</b>	<b>100%</b>	<b>14,694.50</b>	<b>100%</b>





## Notes to Consolidated Financial Statements

as at and for the year ended March 31, 2022 (Contd.)

(₹ in Lakhs)

### Sensitivity on variable rate borrowings

Particulars	Impact on Profit and Loss A/c		Impact on Equity	
	March 31, 2022	March 31, 2021	March 31, 2022	March 31, 2021
	Interest rate increase by 0.25%	(21.77)	(36.74)	(21.77)
Interest rate decrease by 0.25%	21.77	36.74	21.77	36.74

### ii Credit Risk

The Group evaluates the customer credentials carefully from trade sources before appointment of any distributor and only financially sound parties are appointed as distributors. The Group secures adequate deposits from its distributor and hence risk of bad debt is limited. The credit outstanding is sought to be limited to the sum of advances / deposits and credit limit determined by the Group. The Group have stop supply mechanism in place in case outstanding goes beyond agreed limits.

Credit risk refers to the risk of default on its obligation by the counterparty resulting in a financial loss. The maximum exposure to the credit risk at the reporting date is primarily from trade receivables amounting to ₹ 13020.82 Lakhs and ₹ 14,449.38 Lakhs as of March 31, 2022 and March 31, 2021, respectively. Trade receivables are typically unsecured and are derived from revenue earned from customers primarily located in India. Credit risk has always been managed by the Group through credit approvals, establishing credit limits and continuously monitoring the creditworthiness of customers to which the Group grants credit terms in the normal course of business. On account of adoption of Ind AS 109, the Group uses expected credit loss model to assess the impairment loss or gain. The Group uses a provision matrix to compute the expected credit loss allowance for trade receivables. The provision matrix takes into account as per the Group's historical experience for customers.

The following table gives details in respect of percentage of revenues generated from top customer and top five customers:

Particulars	For the year ended	
	March 31, 2022	March 31, 2021
Revenue from top customer	3.87%	4.27%
Revenue from top five customers	16.18%	16.72%

### a Credit risk exposure

The allowance for life time expected credit loss on customer balances for the year ended 31st March 2022 was Rs. 552.84 Lakhs.

Particulars	For the year ended	
	March 31, 2022	March 31, 2021
Balance at the beginning	604.12	571.13
Impairment loss reversed	(51.28)	-
Additional provision created during the year	0.00	32.99
Balance at end	552.84	604.12



## Notes to Consolidated Financial Statements

as at and for the year ended March 31, 2022 (Contd.)

(₹ in Lakhs)

### b Ageing analysis of Trade Receivables (Unsecured)

Particulars	For the year ended							
	March 31, 2022				March 31, 2021			
	Not due	Upto 6 months	6 - 12 months	Above 12 months	Not due	Upto 6 months	6 - 12 months	Above 12 months
Unsecured	9,617.30	2,875.28	601.67	674.63	11,222.24	3,069.96	118.25	643.05

### iii Liquidity Risk

Liquidity risk arises when the Group will not be able to meet its present and future cash and collateral obligations. The risk management action focuses on the unpredictability of financial markets and tries to minimise adverse effects. The Group uses derivative financial instruments to hedge risk exposures. Risk management is carried out by the Finance department under Forex Policies as adopted and duly approved by the Board. The Group's approach is to ensure, as far as possible, that it will have sufficient liquidity to meet its liabilities when due and company monitors rolling forecasts of its liquidity requirements.

The table below provides details regarding the contractual maturities of significant financial liabilities as of March 31, 2022.

Particulars	Carrying amount	Less than 1 Year	1 - 5 Years	More than 5 Years	Total
Borrowings - Current	21,078.86	21,078.86	-	-	21,078.86
Borrowings - Non-current	23,508.55	-	23,508.55	-	23,508.55
Trade payables	27,543.69	27,543.69	-	-	27,543.69
Lease Liability - Current	467.21	467.21	-	-	467.21
Lease Liability - Non-current	2,779.63	-	1,868.84	910.79	2,779.63
<b>Other financial liabilities</b>					
a) Interest accrued but not due on loans	69.49	69.49	-	-	69.49
b) Deferred Government Grant	1,935.04	578.74	1,356.30	-	1,935.04
c) Unpaid dividend	120.91	120.91	-	-	120.91
d) Other financial liabilities	8,793.35	8,793.35	-	-	8,793.35
e) Payable on purchase of fixed assets	386.13	386.13	-	-	386.13
f) Trade or security deposits received	7,580.37	3,020.90	4,559.47	-	7,580.37



## Notes to Consolidated Financial Statements

as at and for the year ended March 31, 2022 (Contd.)

(₹ in Lakhs)

The table below provides details regarding the contractual maturities of significant financial liabilities as of March 31, 2021

Particulars	Carrying amount	Less than 1 Year	1 - 5 Years	More than 5 Years	Total
Borrowings - Current	25,634.04	25,634.04	-	-	25,634.04
Borrowings - Non-current	40,583.03	-	40,583.03	-	40,583.03
Trade payables	20,448.22	20,448.22	-	-	20,448.22
Lease Liability - Current	494.22	494.22	-	-	494.22
Lease Liability - Non-current	863.32	-	813.80	49.52	863.32
<b>Other financial liabilities</b>					
a) Interest accrued but not due on loans	415.38	415.38	-	-	415.38
b) Deferred Government Grant	2,498.59	578.74	1,919.85	-	2,498.59
c) Unpaid dividend	120.62	120.62	-	-	120.62
d) Other financial liabilities	7,344.32	7,344.32	-	-	7,344.32
e) Payable on purchase of fixed assets	360.91	360.91	-	-	360.91
f) Trade or security deposits received	6,818.65	2,593.54	4,225.11	-	6,818.65

### 2 Competition and price risk

The Group faces competition from local and foreign competitors. Nevertheless, it believes that it has competitive advantage in terms of high quality products and by continuously upgrading its expertise and range of products to meet the needs of its customers.

### 3 Capital risk management

The Group's policy is to maintain an adequate capital base so as to maintain creditor and market confidence and to sustain future development. Capital includes issued capital, share premium and all other equity reserves attributable to equity holders. In order to strengthen the capital base, the Group may use appropriate means to enhance or reduce capital, as the case may be.

Particulars	March 31, 2022	March 31, 2021
Borrowings	44,587.41	66,217.07
Less: Cash and cash equivalents including bank balance	2,780.44	2,099.58
Less: Current investments	-	11,196.00
<b>Net Debt</b>	<b>41,806.97</b>	<b>52,921.49</b>
Equity	2,03,503.22	1,70,464.57
<b>Capital and Net Debt</b>	<b>2,45,310.19</b>	<b>2,23,386.06</b>
Gearing Ratio {Net debt / Capital and net debt}	17.04%	23.69%

## Notes to Consolidated Financial Statements

as at and for the year ended March 31, 2022 (Contd.)

### Note 56 | DERIVATIVE FINANCIAL INSTRUMENTS

- a The Group has variable interest foreign currency borrowings, to offset the risk of variation in interest rates, the Group has entered into, fix pay and variable receipt, interest rate swaps, these swap contracts are in US Dollar. Outstanding amortised notional value of loan for swap contracts and MTM taken there on are as follows :

Particulars	March 31, 2022		March 31, 2021	
	FC in Mn	MTM in ₹ Lakhs	FC in Mn	MTM in ₹ Lakhs
US Dollar	1.81	(48.57)	22.68	(168.43)
EURO	15.05	292.66	21.24	(214.41)
	<b>16.86</b>	<b>244.09</b>	<b>43.92</b>	<b>(382.84)</b>

- b Foreign currency exposure not hedged as at the Balance Sheet date

The foreign currency exposures that have not been specifically hedged by a derivative instrument or otherwise are given below:

Particulars	March 31, 2022		March 31, 2021	
	FC in Mn	MTM in ₹ Lakhs	FC in Mn	MTM in ₹ Lakhs
US Dollar*	6.22	4,748.13	5.96	4,375.15
Euro	6.88	7,221.33	12.66	10,854.14
JPY	-	-	-	-
	<b>13.10</b>	<b>11969.46</b>	<b>18.62</b>	<b>15229.29</b>

\* Net of receivables - US Dollar 0.06 Million - ₹ 4.77 Lakhs (Previous Year US Dollar 0.001 Million - ₹ 0.48 Lakhs)

### Note 57 | LEASED ASSET

Impact of Ind AS 116 on the statement of profit and loss (In case of West Coast Paper Mills Ltd):

Particulars	For the year ended	
	March 31, 2022	March 31, 2021
Interest on lease liabilities	218.82	5.29
Depreciation on right of use assets	353.30	2.09
Less: Lease rental paid	468.70	5.81
Less : Amortisation of prepayment of leasehold land	-	-
<b>Impact on the Statement of Profit and Loss for the year</b>	<b>103.42</b>	<b>1.57</b>



## Notes to Consolidated Financial Statements

as at and for the year ended March 31, 2022 (Contd.)

Impact of Ind AS 116 on the statement of profit and loss (In case of APL) :

Particulars	For the year ended	
	March 31, 2022	March 31, 2021
Interest on lease liabilities	112.82	118.95
Depreciation on right of use assets	463.97	475.11
Less: Lease rental paid	607.16	600.24
Less : Amortisation of prepayment of leasehold land	-	-
<b>Impact on the Statement of Profit and Loss for the year</b>	<b>(30.37)</b>	<b>(6.18)</b>

### Note 58 | DISCLOSURE OF VARIOUS RATIOS

	For the year ended		Variance
	March 31, 2022	March 31, 2021	
Current Ratio (Times) [Current assets / Current liabilities excluding current maturity of long term debts]	1.88	1.65	13.94%
Debt Equity Ratio (Times) (Refer Note 1 below) [Total Debt/ Total Equity]	0.21	0.49	(57.14)%
Debt service coverage ratio (Times) [EBITDA / (Interest expenses + Repayment of Long-term borrowings)]	1.85	1.06	74.53%
Return on Equity Ratio (%) (Refer Note 2 below) [Net profit After Taxes/Average Shareholders Equity]	22.50%	(0.32)%	7131.25%
Inventory Turnover (Times - annualised) (Refer Note 3 below) [Revenue from operations / Average inventory]	8.36	4.68	78.63%
Trade Receivables turnover ratio (Times - Annualised) (Refer Note 3 below) [Revenue from operations / Average trade receivables]	15.14	12.98	16.64%
Trade payables turnover ratio (Times - Annualised) [Net Credit purchases/Average Trade payables]	8.71	6.64	31.17%
Net capital turnover ratio [Net Sales/Working capital]	5.61	5.68	(1.23)%
Net Profit Margin ( %) (Refer Note 2 below) [PAT / Revenue from operations]	10.24%	0.02%	51100.00%
Return on Capital employed (%) (Refer Note 2 below) [Earning before interest & Tax/Capital employed]	24.69%	2.36%	946.19%
Return on investment (%) [Earnings from Invested Funds / Average Invested Funds in treasury investments]	8.18%	4.13%	98.06%

Reasons for variances are as follows :

1. Debt Equity ratio reduced due to repayments of debts
2. Return on Equity, Net Profit Margin and Return on Capital employed Ratios have improved due to higher revenues and profits during the year
3. Inventory Turnover Ratio and Trade Receivables turnover ratio has improved due to higher sales and better collections



## Notes to Consolidated Financial Statements

as at and for the year ended March 31, 2022 (Contd.)

**Note 59** In case of one of the subsidiaries, Andhra Paper Ltd (APL), in the year ended March 31, 2017, the Hon'ble High Court for the State of Telangana and the State of Andhra Pradesh upheld the validity of levy of electricity duty @ 25 paise per unit by the State Government on consumption of electricity by captive generating units relating to earlier years. The said subsidiary (along with other petitioners) filed a Special Leave Petition in the Hon'ble Supreme Court, which in the interim, directed the petitioners to pay partial amount without prejudice to the rights and contentions of the petitioners, pursuant to which APL had paid ₹ 1,502.05 lakhs under protest in the year ended March 31, 2017. The matter is pending hearing.

In view of the inherent uncertainty in predicting the final outcome of the above litigation, the Management of APL has, on grounds of prudence and abundant caution, made a provision amounting to ₹ 3,143.24 lakhs (including ₹ 785.81 Lakhs on account of business combination during the earlier period) towards the potential liability in the event of an unfavourable verdict in this matter. Additionally, an amount of ₹ 785.81 lakhs has been disclosed as a contingent liability. On the basis of the legal advice obtained, in the opinion of the Management of APL, no further provision would be required in relation to this disputed matter.

**Note 60** The Group carries a general provision for contingencies towards various disputed matters / claims made against the Company based on the Management's assessment. The movement of this provision account is as under:

Particulars	As at	
	March 31, 2022	March 31, 2021
Opening Balance	5,361.97	5,530.66
Provision made during the year due to Fair Valuation	-	-
Amounts utilized / reversed during the year	-	(168.69)
<b>Closing Balance</b>	<b>5,361.97</b>	<b>5,361.97</b>

**Note 61** Additional Information pursuant to Para 2 to General Information for the Preparation of Consolidated Financial Statements :

### For the year 2021-22

S. No	Name of Entity	Relationship	Net Assets [ Total Assets minus Total Liability]		Share in Profit / (Loss) for the year		Share in Other Comprehensive Income / (Loss) for the year		Share in Total Comprehensive Income / (Loss) for the year	
			% of Consolidated net assets	Amount	% of Consolidated Profit	Amount	% of Consolidated other comprehensive income	Amount	% of Consolidated total comprehensive income	Amount
1	West Coast Paper Mills Ltd	Parent Company	89.40%	1,50,753.13	71.03%	21,808.87	77.40%	(239.26)	70.97%	21,569.65
2	Andhra Paper Ltd.	Subsidiary Indian	10.42%	17,568.79	27.88%	8,560.27	22.65%	(70.02)	27.93%	8,490.21
3	West Coast Opticable Ltd.	Subsidiary Indian	0.18%	298.75	1.09%	334.38	-0.05%	0.14	1.10%	334.52
<b>Sub Total</b>			<b>100.00%</b>	<b>1,68,620.67</b>	<b>100.00%</b>	<b>30,703.52</b>	<b>100.00%</b>	<b>(309.14)</b>	<b>100.00%</b>	<b>30,394.38</b>
Non-controlling interest				34,882.55		3,884.55		(26.96)		3,857.59
<b>Grand Total</b>				<b>2,03,503.22</b>		<b>34,588.07</b>		<b>(336.10)</b>		<b>34,251.97</b>



## Notes to Consolidated Financial Statements

as at and for the year ended March 31, 2022 (Contd.)

### For the year 2020-21

S. No	Name of Entity	Relationship	Net Assets [ Total Assets minus Total Liability]		Share in Profit / (Loss) for the year		Share in Other Comprehensive Income / (Loss) for the year		Share in Total Comprehensive Income / (Loss) for the year	
			% of Consolidated net assets	Amount	% of Consolidated Profit	Amount	% of Consolidated other comprehensive income	Amount	% of Consolidated total comprehensive income	Amount
1	West Coast Paper Mills Ltd	Parent Company	93.49%	1,29,844.00	-65.95%	204.73	23.10%	85.98	470.37%	290.71
2	Andhra Paper Ltd.	Subsidiary Indian	6.54%	9,079.94	149.40%	(463.78)	76.83%	285.97	-287.69%	(177.80)
3	West Coast Opticable Ltd.	Subsidiary Indian	-0.03%	(37.16)	16.55%	(51.37)	0.07%	0.27	-82.68%	(51.11)
<b>Sub Total</b>			<b>100.00%</b>	<b>1,38,886.78</b>	<b>100.00%</b>	<b>(310.42)</b>	<b>100.00%</b>	<b>372.22</b>	<b>100.00%</b>	<b>61.80</b>
Non-controlling interest				31,577.79		(127.84)		110.11		(17.73)
<b>Grand Total</b>				<b>1,70,464.57</b>		<b>(438.26)</b>		<b>482.33</b>		<b>44.07</b>

### Note 62 OTHER STATUTORY INFORMATION

- a) The Group does not have any benami property, where any proceeding has been initiated or pending against the Group for holding any benami property.
- b) The Group has not traded or invested in Crypto currency or Virtual Currency during the financial year.
- c) The Group has not advanced or loaned or invested funds to any other person(s) or entity(ies), including foreign entities (intermediaries) with the understanding that the intermediary shall;
  - i. Directly or indirectly lend or invest in other persons or entities identified in any manner whatsoever by or on behalf of the Group (ultimate beneficiaries) or
  - ii. Provide any guarantee, security or the like to or on behalf of the ultimate beneficiaries.
- d) The Group has not received any fund from any person(s) or entity(ies), including foreign entities (funding party) with the understanding (whether recorded in writing or otherwise) that the Group shall;
  - i. Directly or indirectly lend or invest in other persons or entities identified in any manner whatsoever by or on behalf of the funding party (ultimate beneficiaries) or
  - ii. Provide any guarantee, security or the like on behalf of the ultimate beneficiaries.
- e) The Group does not have any such transaction which is not recorded in the books of accounts that has been surrendered or disclosed as income during the year in the tax assessments under the Income Tax Act, 1961 (such as search, survey or any other relevant provisions of the Income Tax Act, 1961)
- f) The Group has complied with number of layers prescribed under clause (87) of section 2 of the Act read with the Companies (Restriction of number of layers) Rules, 2017.
- g) None of the Companies in the Group have been declared wilful defaulter by any bank or financial institutions or lender during the year.



## Notes to Consolidated Financial Statements

as at and for the year ended March 31, 2022 (Contd.)

- h) The Group does not have any charges or satisfaction which is yet to be registered with ROC beyond the statutory period.
- i) Quarterly returns or statements of current assets filed by the Group with banks and financial institutions are in agreement with the books of accounts.
- j) The Group has not carried out revaluation of items of Property, Plant & Equipment during the year and accordingly the disclosure as to whether the revaluation is based on the valuation by a registered valuer as defined under Rule 2 of the Companies (Registered Valuers and Valuation) Rules, 2017 is not applicable.
- k) The Group has used the borrowings from banks and financial statements for the specific purpose for which it was obtained.
- l) The title deeds of all immovable properties (other than immovable properties where the respective Companies is the lessee, and the lease agreements are duly executed in favour of the Company) disclosed in the financial statements included in property, plant and equipment and capital work in progress are held in the name of the respective Companies of the Group as at the balance sheet date.
- m) The Group does not have any transactions with companies which are struck off under Section 288 of the Companies Act 2013 or Section 560 of Companies Act, 1956 during the financial year.

**Note 63** Due to disruptions on account of 2nd wave of COVID-19 pandemic, the business was impacted in the initial period of the year, which has however substantially improved thereafter. The Company has made an assessment of possible impacts that may result from the COVID-19 pandemic on the carrying value of Property Plant & Equipment, Investments, MAT credit entitlements and other current and non-current assets, considering the internal and external information available and has concluded that no material adjustments are required at this stage in the financial statements. However, due to uncertainties around COVID 19, the eventual impact of it may differ from that estimated as at the date of approval of these financial statements, and the Company will continue to closely monitor any material changes to future economic conditions.

**Note 64** **EXCEPTIONAL ITEMS :**  
During the year ended March 31, 2021, the management of a subsidiary determined to de-commission certain plant and equipment . Consequently there was a write down of the net book value of such plant and equipment amounting to Rs.440.85 Lacs which was disclosed as an exceptional item in the Statement of Profit and loss.

**Note 65** Previous year's figures have been regrouped and reclassified wherever necessary.

**Note 66** The financial statements are approved and adopted by Board of Directors of the Company in their meeting held on May 26, 2022.

The accompanying notes are an integral part of the Consolidated financial statements.

As per our Report of even date

For **Singhi & Co.**  
Chartered Accountants  
Firm Registration No. 302049E

**Sudesh Choraria**  
Partner  
M.No. 204936  
Place: Dandeli  
Date: May 26, 2022

**For and on behalf of the Board**

**S. K. Bangur**  
Chairman & Managing Director

**Virendraa Bangur**  
Joint Managing Director

**Rajendra Jain**  
Executive Director & CFO

**Brajmohan Prasad**  
Company Secretary





## Notes

---

---

---

---

---

---

---

---

---

---

---

---

---

---

---

---

---

---

---

---

---

---

---

---



# WESCO

**WESCO**

**STRAW PRODUCTS**  
**STRAW BASE | STRAW FOLD**

**60, 90, 120, 140 GSM**



**WESCO**

**RANGE OF CUP STOCK**

**Cup Stock (140-320GSM)**

**Eco-Friendly**



**COATED PRIME | PRIME |  
ECO-LINER | FIRMA | WALLKUP  
CUP BOARD | AQUA BASE  
CUP BASE**

**WESCO**

**DURA PRINT**

**60- 150 GSM**



**WESCO**  
Prime *SUPER* GREEN

&

**WESCO**  
Prime SuperOrganic

# PLASTIC FREE

## Biodegradable Barrier Coated Products



The company fully endorses the policy of the Government of India/State Governments regarding ban on Single use Plastic in a phased manner to save planet earth. In this direction West Coast has developed **PLASTIC-FREE COATED PAPER** for manufacturing Paper namely - **WESCO PRIME SUPER GREEN & WESCO PRIME SUPER ORGANIC** to replace single use Plastic paper cups. Wesco Prime Super Green and Wesco Prime Super Organic have already been tested, confirmed and approved by CIPET, Orissa as Plastic Free Paper Board.



WEST COAST PAPER MILLS LIMITED  
[www.westcoastpaper.com](http://www.westcoastpaper.com)