



July 27, 2022

**Listing Department,
BSE Ltd.,**
Phiroze Jeejeebhoy Towers,
Dalal Street,
Mumbai-400 001
Scrip Code: **532633**

**Listing Department,
National Stock Exchange of India Limited,**
"Exchange Plaza",
Bandra-Kurla Complex, Bandra (East),
Mumbai-400 051
Symbol: **ALLSEC**

Dear Sir/Madam,

Sub: Submission of Investor's Presentation

Pursuant to Regulation 30 of the SEBI (Listing Obligations and Disclosure Requirements) Regulations, 2015, kindly find enclosed Investor's Presentation on the financial performance of the Company for the quarter ended June 30, 2022.

Request you to take the same on record.

Yours faithfully,

For Allsec Technologies Limited


Sripriyadarshini
Company Secretary



ALLSEC TECHNOLOGIES LTD.

Regd. Office : 46-C, Velachery Main Road, Velachery, Chennai - 600 042
Tel : +91.44.4299 7070 web : www.allsectech.com
Corporate Identity Number : L72300TN1998PLC041033, Email : contactus@allsectech.com

Building lasting relationships

Earnings Update

Q1 FY23



This presentation has been prepared by Allsec Technologies Limited ("Company") solely for information purposes without any regard to any specific objectives, financial situations or informational needs of any particular person. This presentation may not be copied, distributed or disseminated, directly or indirectly, in any manner. Failure to comply with this directive may result in a violation of the applicable law in certain jurisdictions. By reviewing this presentation, you agree to be bound by the restrictions contained herein, and to maintain absolute confidentiality, regarding the information disclosed in these materials.

This presentation does not constitute or form part of and should not be construed as, directly or indirectly, any offer or invitation or inducement to sell or issue, or any solicitation of any offer to purchase or subscribe for, any securities of the Company by any person in any jurisdiction, including in India, nor shall it or any part of it or the fact of its distribution form the basis of, or be relied on in connection with, any investment decision or any contract or commitment therefor.

This presentation contains statements that constitute forward looking statements. These statements include descriptions regarding the intent, belief or current expectations of the Company or its directors and officers with respect to the results of operations and financial condition of the Company. These statements can be recognized by the use of words such as "expects", "plans", "will", "estimates", "projects", or other words of similar meaning. Such forward-looking statements are not guarantees of future performance and involve risks and uncertainties, and actual results may differ materially from those in such forward-looking statements as a result of various factors and assumptions which the Company believes to be reasonable in light of its operating experience in recent years. The risks and uncertainties relating to these statements include, but not limited to, risks and uncertainties, regarding fluctuations in earnings, our ability to manage growth, competition, our ability to manage our international operations, government policies, regulations, etc. The Company does not undertake any obligation to revise or update any forward looking statement that may be made from time to time by or on behalf of the Company including to reflect actual results, changes in assumptions or changes in factors affecting these statements. Given these risks, uncertainties and other factors, viewers of this presentation are cautioned not to place undue reliance on these forward looking statements. This presentation may contain certain currency exchange rates and the same have been provided only for the convenience of readers.

Company Overview

Q1 FY23 Key Business Highlights

Financial Performance (Q1 FY23)

Business segments update

Annexures

Company Overview

Global leader in outsourcing solutions

Corporate



Quess Corp subsidiary,
backed by Fairfax Holdings
(Canada)



20+ years of Global BPO
service Excellence



Listed at the **NSE & BSE**
(NSE: ALLSEC)

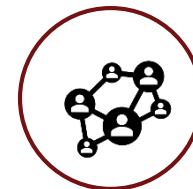
HRO



1M+ payslips processed per
month

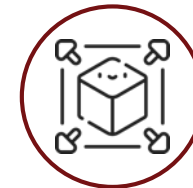


400+ Client engagements
globally including Fortune
100 companies



330,000+ monthly employee
self service portal log-ins


DBS



Service Delivery bundled
with **Digital
Transformations**



~**3500** driven and dedicated
employee workforce



2 Decades in Delivering
Global Business Solutions

HRO - Market Leader in HRO Services | DBS - Leading Global BPM Player

Global Delivery capabilities

- **Global Footprint** with proximity to Servicing Markets
- **~4500** employee workforce
- Multi-Industry, Multinational & Multi-Demographic **coverage**
- **5 Inter-Connected** Service Delivery Centers with site-to-site BCP, with ability to leverage Qess Corp group facilities at other major hubs in India for ramp ups
- Multi-Lingual hub offering **12+ International Languages** using native speakers



Chennai (HQ), Bangalore, Noida, INDIA

- Hindi
- English
- Tamil
- Telugu
- Kannada
- Malayalam
- Marathi
- Punjabi
- Gujarati
- Bengali
- Odia



Manila, PHILIPPINES

- Mandarin
- Spanish
- Japanese
- German
- Turkish
- French
- English
- Arabic
- Portuguese
- Malay
- Bahasa-Indonesia
- Italian
- Polish



Dallas, Texas USA

Leading and fast growing provider of end-to-end HRO services

40+ logos added in Q1 FY'23 |

1,100,000+ payslips p.m (19%↑ over Jun'21) |

370,000+ Active users on HRMS (25%↑ over June'21)

SmartHR

Create a better workplace with an end-to-end HR solution

SmartPay

Manage and deliver powerful and accurate payroll, everytime

SmartStat

Tackle complex labour law and payroll compliance, backed by technology



HR Services

- On-boarding
- Employee Info Store
- Postings
- Exits



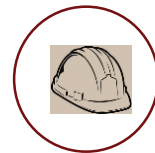
Reimbursement System

- Travel Requisition with workflow
- Alerts to Travel Desk, Admin
- Travel Claims & Vouching
- Settlements



Leave & Attendance

- Leave Mgt. with ESS & Workflow
- Time Management, Shifts, OT
- Attendance Processing



LLC, CLRA & Factories Act

- 13,000+ establishments and factories managed
- Score Cards
- Consulting for inspections, Audits



Payroll

Global, Configurable, Payroll Tax Engines
Payroll Statutory & Control Reports



Retiral

- PF Trust Accounting
- Loans
- Investments

DBS: Cutting edge Digital Business Services offerings

2 logos, ACV ~ ₹ 4.4 cr added in Q1 FY'23

HC ~3500



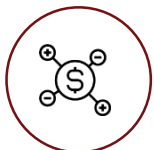
Customer Experience Management

- Omni-channel, Chatbots & RPA
- Customer & Tech Support
- Customer Acquisition



Credit Risk Management

- Debt Collections
- Fraud Detection & Risk Management



Transaction Processing

- Accounts Receivable
- Accounts Payable
- Account Research
- Mortgage Services



Compliance

- Anti-Money Laundering Investigations
- KYC / Customer Onboarding
- Legal Transcription
- Compliance Monitoring



Insurance

- Insurance BPaaS

Q1FY23 Key Business Highlights

Q1FY23 Highlights



Corporate

Announcement of Merger:


- On 22 June 2022, the Board of Directors of Allsec and its holding Company Qess Corp approved a Scheme of Amalgamation
- Swap ratio fixed at 74 Qess shares for every 100 Allsec Shares
- Merger subject to requisite approvals from regulators, creditors and share holders

Balance Sheet:

- **Cash and short term investments** increased by ₹19.0cr from Mar 2022 to ₹147.3cr
- **OCF** at ₹24.7cr in Q1 FY23 an increase of 115% over Q4 FY22
- Receivables DSO down at 54 days as compared to 60 in Q4 FY22

P&L statement:

- Revenue was at ₹88.2cr an increase of 3% QoQ and 23% YoY. DBS grew 24% and HRO 22% YoY.
- EBITDA was at ₹20.2cr a decrease of 14% QoQ and increase of 28% over Q1 FY22. The QoQ decrease primarily attributable to seasonal revenues in HRO
- PBT was at ₹16.7cr, a decrease of 8% QoQ and increase of 59% YoY.
- PAT was at ₹13.6cr a decrease of 22% QoQ



HRO

HRO:

- Added net ~70,000 payslips during Q1 FY23 representing 2% growth over Q4 FY22 and 19% growth over Q1 FY22
- Smartpay (SP4) product modernization proceeding as per plan with marketing to start in Q3 FY23
- Added 42 new customers in Q1 FY23 with ACV of ~ ₹4.2cr



DBS

DBS:

- Added 2 new logos with ACV of ₹4.4cr in Q1 FY23
- Commenced BPM services in Canada

Financial performance

Q1FY23 Financial Performance

Revenue:

- Increased by 3% QoQ and 23% YoY.

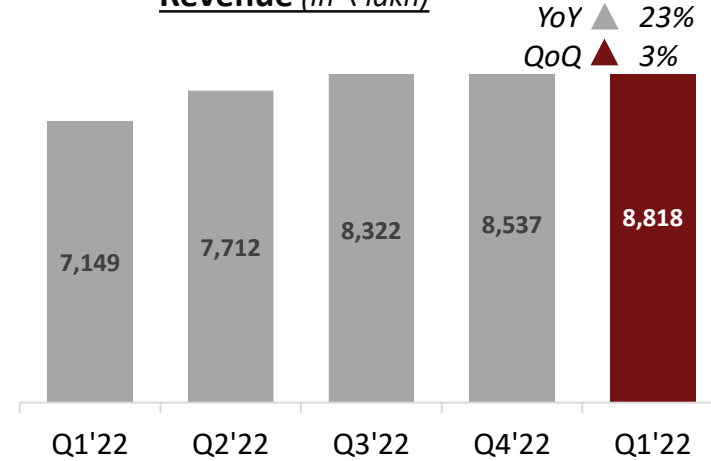
Profitability:

- EBITDA decreased by 14% QoQ and increased by 28% YoY;
- PAT decreased by 22% QoQ :
 - Tax credit on account of opting for 80M benefit ₹ 1.98cr in Q4FY22
 - Year end tax revenues in Q4 FY22
 - Impact of annual increment in Q1 FY23

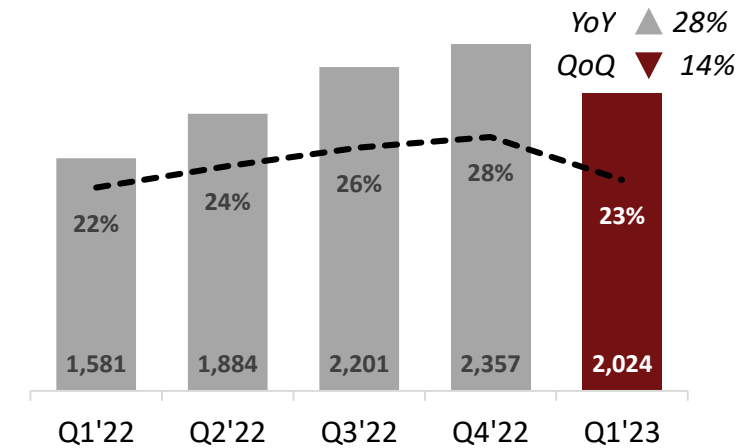
Cash Generation :

- Cash and short term investments increased by ₹19.0cr to ₹147.3cr
- OCF was at ₹24.7cr an increase of 115% over Q4 FY22 largely due to reduced DSO and IT refund of ₹.5.7cr
- DSO lower at 54 days as compared to 60 in Q4 FY22 due to higher collections in current quarter

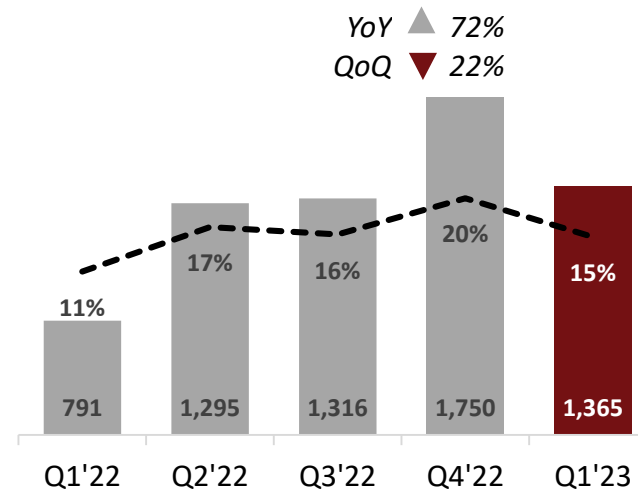
Revenue (in ₹ lakh)



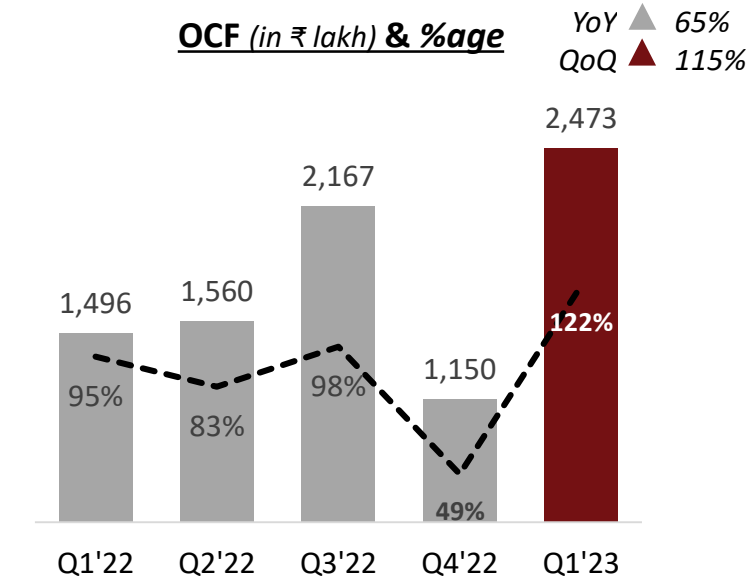
EBITDA (in ₹ lakh) & margin (%age)



PAT* (in ₹ lakh) & margin (%age)



OCF (in ₹ lakh) & %age

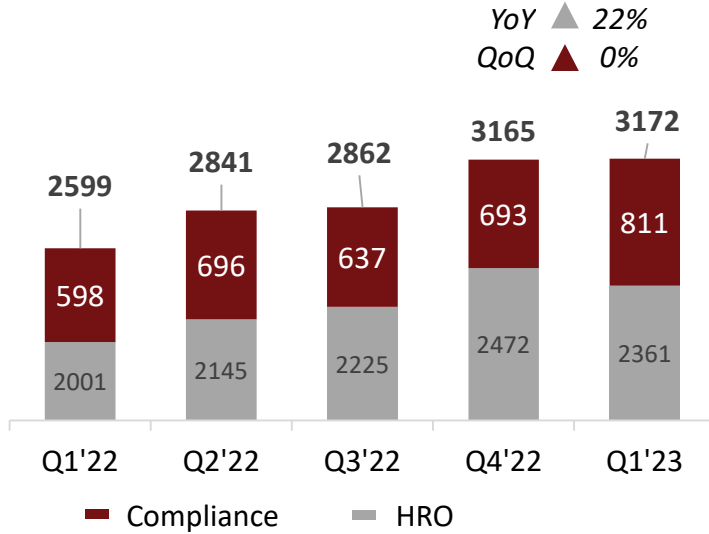


*Q1'22 PAT excludes tax on dividend income ₹ 1588 lakhs

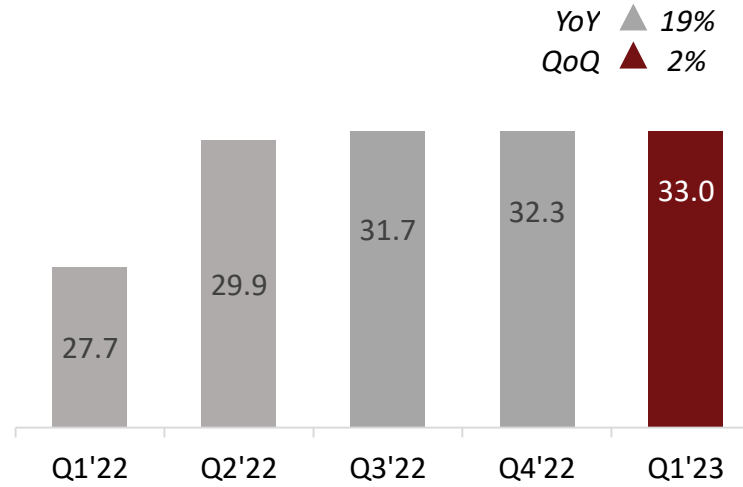
Business segment updates

Human Resources Operation (HRO) – Performance Snapshot

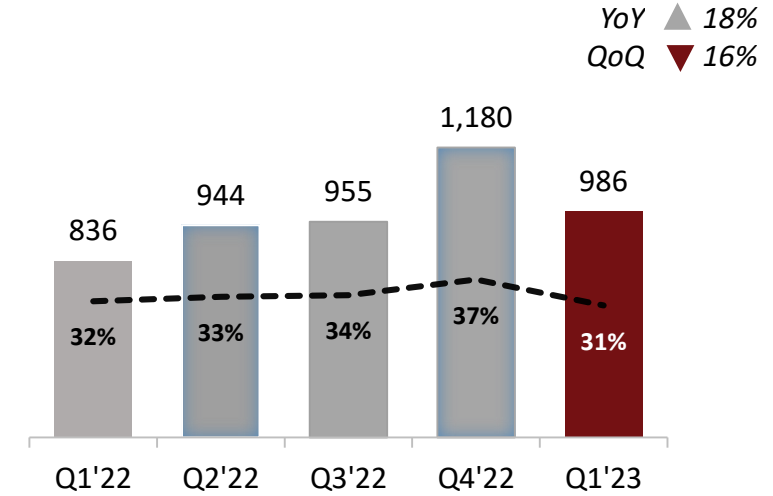
Revenue (in ₹ lakh)



Payslips processed (in Nos Lakhs);

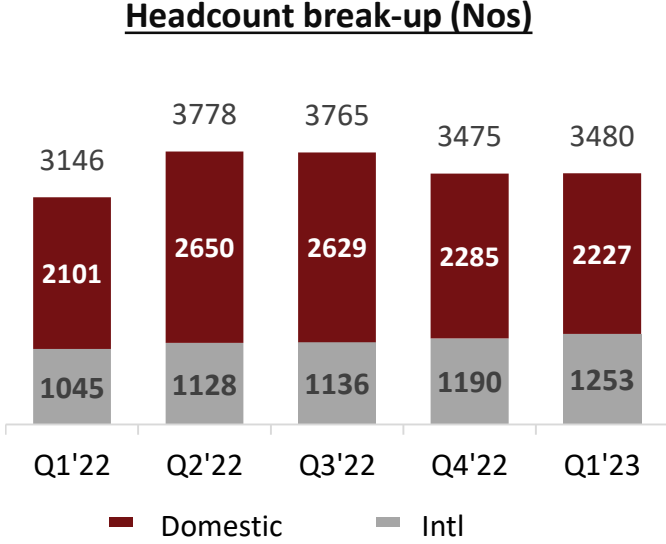
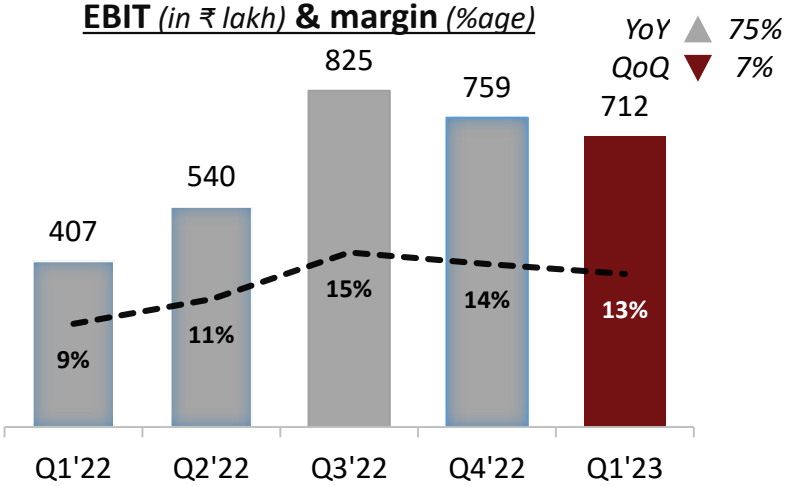
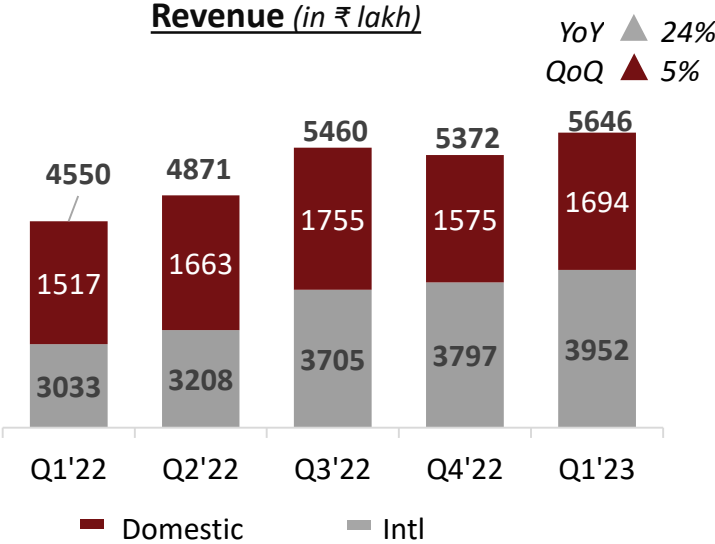


EBIT (in ₹ lakh) & margin (%age)



- Revenue remained flat QoQ. Core HRO revenue down by ₹1.1cr.
 - Excluding the YE tax revenues, Core HRO revenue up 4% QoQ
 - Compliance higher due to seasonal one time revenue
- Payslips remained flat QoQ and grew by 19% YoY;
- EBIT lower due to annual increments, EBIT % lower due to change in mix of HRO Compliance and Core HRO
- Added 42 customers with ACV of ₹4.2cr during the quarter

Digital Business Services (DBS) – Performance Snapshot



- Revenue increased QoQ by 5% with DBS international higher by 4% and domestic higher by 7%
- EBIT lower due to annual increment impact
- Total headcount remained flat at 3,480
- DBS added 2 new logos adding to a total ACV of ₹4.4cr.

Annexures

Income Statement

In ₹ Lakhs

Consolidated Particulars	Quarterly			Var %	
	Q1 FY23	Q4 FY22	Q1 FY22	QoQ%	YoY %
Revenue from Operations	8,818	8,537	7,149	3%	23%
Less:					
Employee benefit expenses	(4,929)	(4,407)	(4,141)	12%	19%
Other expenses	(1,865)	(1,773)	(1,427)	5%	31%
Total expenses	(6,794)	(6,180)	(5,568)	10%	22%
EBITDA	2,024	2,357	1,581	(14%)	28%
Other income	382	189	71	102%	438%
Finance cost	(93)	(89)	(43)	4%	116%
Depreciation & amortisation	(638)	(638)	(557)	0%	15%
Earnings before tax	1,675	1,819	1,052	(8%)	59%
Normal Tax	(310)	(69)	(1,849)	349%	(83%)
Profit after tax	1,365	1,750	(797)	(22%)	271%
EBITDA Margin	23.0%	27.6%	22.1%	(466 bps)	84 bps
PAT margin	15.5%	20.5%	(11.1%)	(502 bps)	2,663 bps
Basic & Diluted EPS (in ₹)	8.96	11.48	(5.23)	(22%)	271%

Thank you