

CYBELE INDUSTRIES LTD


CIN: L31300TN1993PLC025063

Regd Office: 138, SIDCO INDUSTRIAL ESTATE, AMBATTUR, CHENNAI -600 098.

Email : corporate@qflexcable.com; website: cybele.co.in

Standalone Statement of Profit & Loss for the Quarter and Nine Months Ended December 31, 2024

S.No	Particulars	Rs. in Lacs except Earning Per Share					
		Quarter Ended			Nine Months Ended		Year
		31 - Dec 2024 (Unaudited)	30 - Sep 2024 (Unaudited)	31 - Dec 2023 (Unaudited)	31 - Dec 2024 (Unaudited)	31 - Dec 2023 (Unaudited)	31 - March 2024 (Audited)
	Unaudited	Unaudited	Unaudited	Unaudited	Unaudited	Audited	
1	(a) Revenue from operations	577.23	341.22	840.92	1311.28	2647.25	3548.34
	(b) Other income	2.49	4.44	16.14	14.70	26.61	90.51
	Total income from operations (1(a)+1(b))	579.72	345.66	857.06	1325.98	2673.86	3638.85
2	Expenses						
	(a) Cost of materials consumed	586.40	611.26	730.31	1563.52	2336.44	2640.06
	(b) Purchases of stock-in-trade	0.00	0.00	0.00	0.00	0.00	0.00
	(c) Changes in inventories of finished goods, work-in-progress and stock-in-trade	-121.53	103.30	-60.67	145.57	-334.27	-153.83
	(d) Employee benefits expense	111.96	103.01	166.98	386.88	457.11	659.95
	e) Finance costs	24.60	26.44	36.95	80.95	95.58	121.87
	(f) Depreciation and amortisation expense	19.73	19.74	21.05	59.02	58.69	79.08
	(g) Other expenses	118.00	61.04	82.76	240.40	226.69	318.82
	Total expenses	739.16	924.79	977.38	2476.33	2840.25	3665.95
3	Profit / (Loss) from operations before exceptional items and tax(1-2)	-159.44	-579.13	-120.32	-1150.35	-166.39	-27.10
4	Exceptional items	0.00	0.00	0.00	0.00	0.00	0.00
5	Profit / (Loss) before tax (3 + 4)	-159.44	-579.13	-120.32	-1150.35	-166.39	-27.10
6	Tax expense						
	(a) Current Tax	0.00	0.00	0.00	0.00	0.00	0.00
	(b) Deferred Tax	5.24	0.17	3.09	5.36	3.82	-19.83
7	Net Profit/Loss for the period from continuing operations(5-6)	-164.68	-579.30	-123.41	-1155.72	-170.21	-7.27
8	Net Profit/Loss from discontinued operations	0.00	0.00	0.00	0.00	0.00	0.00
9	Tax expenses of discontinued operations	0.00	0.00	0.00	0.00	0.00	0.00
10	Net Profit/Loss from discontinued operations after tax (8-9)	0.00	0.00	0.00	0.00	0.00	0.00
11	Net Profit/Loss for the period (7+10)	-164.68	-579.30	-123.41	-1155.72	-170.21	-7.27
12	Other Comprehensive Income						
	A (i) Items that will not be reclassified to profit or loss	0.00	0.00	0.00	0.00	0.00	12.14
	(ii) Income Tax relating to items that will not be reclassified to profit or loss	0.00	0.00	0.00	0.00	0.00	0.00
	B (i) Items that will be reclassified to profit or loss	0.00	0.00	0.00	0.00	0.00	0.00
	(ii) Income Tax relating to items that will be reclassified to profit or loss	0.00	0.00	0.00	0.00	0.00	0.00
	Other Comprehensive income	0.00	0.00	0.00	0.00	0.00	0.00
13	Total Comprehensive Income for the period (11+12) Comprising Profit(loss) and other comprehensive income for the	-164.68	-579.30	-123.41	-1155.72	-170.21	4.87
14	Paid-up equity share capital	1069.58	1069.58	1069.58	1069.58	1069.58	1069.58
	(Face Value of the Share shall be indicated)	10.00	10.00	10.00	10.00	10.00	10.00
15	Other Equity						1685.97
16	Earnings per share (before extraordinary items) (of 10 /- each) (not annualised):						
	(a) Basic	-1.54	-5.42	-1.15	-10.81	-1.59	0.05
	(b) Diluted	-1.54	-5.42	-1.15	-10.81	-1.59	0.05
17	Earnings per share (after extraordinary items) (of Rs.10/- each) (not annualised):						
	(a) Basic	-1.54	-5.42	-1.15	-10.81	-1.59	0.05
	(b) Diluted	-1.54	-5.42	-1.15	-10.81	-1.59	0.05



CYBELE INDUSTRIES LIMITED

P. A. Jaykumar
 CHAIRMAN

CYBELE INDUSTRIES LTD

CIN: L31300TN1993PLC025063

Regd Office: 138, SIDCO INDUSTRIAL ESTATE, AMBATTUR, CHENNAI -600 098.

Email : corporate@qflexcable.com; website: cybele.co.in


Standalone Segment wise Revenue, Results and Assets and Liabilities for the quarter and Nine months ended on 31-12-2024

S.No	Particulars	Quarter Ended			Six Months Ended		Year Ended
		31 - Dec 2024 (Unaudited)	30 - Sep 2024 (Unaudited)	31 - Dec 2023 (Unaudited)	31 - Dec 2024 (Unaudited)	31 - Dec 2023 (Unaudited)	31 - March 2024 (Audited)
		Unaudited	Unaudited	Unaudited	Unaudited	Unaudited	Audited
1	Segment Revenue (Net Sales/ Income from each segment)						
	a) Cables	579.72	345.66	857.06	1325.98	2673.86	3638.85
	b) Real Estate	-	-	-	-	-	-
	Total	579.72	345.66	857.06	1325.98	2673.86	3638.85
2	Segment Results (Profit before tax and interest)						
	a) Cables	(144.57)	-535.82	-73.99	-1030.58	-44.42	87.72
	b) Real Estate	(14.87)	-16.87	-9.38	-38.82	-26.39	-35.74
	Total	-159.44	-552.69	-83.37	-1069.40	-70.81	51.98
	Less Finance cost	5.24	26.44	36.95	80.95	95.58	79.08
	Total profit before tax	-164.68	-579.13	-120.32	-1150.35	-166.39	-27.10
3	Segment Assets						
	a) Cables	2,241.23	1540.58	2465.59	1,915.56	2465.59	2586.07
	b) Real Estate	5,605.22	5597.89	5589.04	5605.22	5589.04	5598.41
	Total	7846.45	7138.47	8054.63	7520.78	8054.63	8184.48
4	Segment Liabilities						
	a) Cables	2,700.15	2217.40	2,186.58	2,700.15	2,186.58	2150.01
	b) Real Estate	86.99	79.17	97.88	86.98	97.88	94.70
	Total	2787.14	2296.57	2284.46	2787.13	2284.46	2244.71

Note:

- The above financial results were reviewed and recommended by the Audit Committee and approved by the Board of Directors at their respective meetings held on 14 Feb 2025. The Statutory Auditors have carried out a limited review of these financial results.
- The figures pertaining to previous periods have been regrouped, reclassified and restated wherever considered necessary in conformity with the present classification.

Place: Chennai
Date : 14.02.2025



for **CYBELE INDUSTRIES LIMITED**

P. A. JOYKUTTY
CHAIRMAN

CYBELE INDUSTRIES LTD


CIN: L31300TN1993PLC025063

Regd Office: 138, SIDCO INDUSTRIAL ESTATE, AMBATTUR, CHENNAI -600 098.

Email : corporate@qflexcable.com; website: cybele.co.in

Consolidated Statement of Profit & Loss for the Quarter and Nine Months Ended December 31,2024

S.No	Particulars	Rs. in Lacs except Earning Per Share					
		Quarter Ended			Nine Months Ended		Year Ended
		31 - Dec 2024 (Unaudited)	30 - Sep 2024 (Unaudited)	31 - Dec 2023 (Unaudited)	31 - Dec 2024 (Unaudited)	31 - Dec 2023 (Unaudited)	31 - March 2024 (Audited)
	Consolidated Unaudited	Consolidated Unaudited	Standalone Unaudited	Consolidated Unaudited	Standalone Unaudited	Standalone Audited	
1	(a) Revenue from operations	627.05	397.03	840.92	1416.91	2647.25	3548.34
	(b) Other income	2.49	4.44	16.14	14.70	26.61	90.51
	Total income from operations (1(a)+1(b))	629.54	401.47	857.06	1431.61	2673.86	3638.85
2	Expenses						
	(a) Cost of materials consumed	677.43	710.60	730.31	1753.89	2336.44	2640.06
	(b) Purchases of stock-in-trade	0.00	0.00	0.00	0.00	0.00	0.00
	(c) Changes in inventories of finished goods, work-in-progress and stock-in-trade	-192.80	76.07	-60.67	47.07	-334.27	-153.83
	(d) Employee benefits expense	163.36	173.14	166.98	508.42	457.12	659.95
	e) Finance costs	24.60	26.44	36.95	80.95	95.58	121.87
	(f) Depreciation and amortisation expense	21.00	19.74	21.05	60.29	58.69	79.08
	(g) Other expenses	132.65	84.38	82.76	278.38	226.69	318.82
	Total expenses	826.24	1090.37	977.38	2729.00	2840.25	3665.95
3	Profit / (Loss) from operations before exceptional items and tax(1-2)	-196.70	-688.90	-120.32	-1297.39	-166.39	-27.10
4	Exceptional items	0.00	0.00	0.00	0.00	0.00	0.00
5	Profit / (Loss) before tax (3 + 4)	-196.70	-688.90	-120.32	-1297.39	-166.39	-27.10
6	Tax expense						
	(a) Current Tax	0.00	0.00	0.00	0.00	0.00	0.00
	(b) Deferred Tax	5.09	0.17	3.09	5.21	3.82	-19.83
7	Net Profit/Loss for the period from continuing operations(5-6)	-201.79	-689.07	-123.41	-1302.60	-170.21	-7.27
8	Net Profit/Loss from discontinued operations	0.00	0.00	0.00	0.00	0.00	0.00
9	Tax expenses of discontinued operations	0.00	0.00	0.00	0.00	0.00	0.00
10	Net Profit/Loss from discontinued operations after tax (8-9)	0.00	0.00	0.00	0.00	0.00	0.00
11	Net Profit/Loss for the period (7+10)	-201.79	-689.07	-123.41	-1302.60	-170.21	-7.27
12	Other Comprehensive Income						
	A (i) Items that will not be reclassified to profit or loss	0.00	0.00	0.00	0.00	0.00	12.14
	(ii) Income Tax relating to items that will not be reclassified to profit or loss	0.00	0.00	0.00	0.00	0.00	0.00
	B (i) Items that will be reclassified to profit or loss	0.00	0.00	0.00	0.00	0.00	0.00
	(ii) Income Tax relating to items that will be reclassified to profit or loss	0.00	0.00	0.00	0.00	0.00	0.00
	Other Comprehensive income	0.00	0.00	0.00	0.00	0.00	0.00
13	Total Comprehensive Income for the period (11+12) Comprising Profit(loss) and other comprehensive income for the period)	-201.79	-689.07	-123.41	-1302.60	-170.21	4.87
14	Paid-up equity share capital	1069.58	1069.58	1069.58	1069.58	1069.58	1069.58
	(Face Value of the Share shall be indicated)	10.00	10.00	10.00	10.00	10.00	10.00
15	Other Equity						1685.97
16	Earnings per share (before extraordinary items) (of 10 /- each) (not annualised):						
	(a) Basic	-1.89	-6.44	-1.15	-12.18	-1.59	0.05
	(b) Diluted	-1.89	-6.44	-1.15	-12.18	-1.59	0.05
17	Earnings per share (after extraordinary items) (of Rs.10/- each) (not annualised):						
	(a) Basic	-1.89	-6.44	-1.15	-12.18	-1.59	0.05
	(b) Diluted	-1.89	-6.44	-1.15	-12.18	-1.59	0.05



for CYBELE INDUSTRIES LIMITED


P. A. JOY KURY
CHAIRMAN

CYBELE INDUSTRIES LTD							
CIN: L31300TN1993PLC025063							
Regd Office: 138, SIDCO INDUSTRIAL ESTATE, AMBATTUR, CHENNAI -600 098.							
Email : corporate@qflexcable.com; website: cybele.co.in							
Consolidated Standalone Segment wise Revenue, Results and Assets and Liabilities for the quarter and Nine months ended on 31.12.-2024							
S.No	Particulars	Rs. in Lacs					
		Quarter Ended			Six Months Ended		Year Ended
		31 - Dec 2024 (Unaudited)	30 - Sep 2024 (Unaudited)	31 - Dec 2023 (Unaudited)	31 - Dec 2024 (Unaudited)	31 - Dec 2023 (Unaudited)	31 - March 2024 (Audited)
	Consolidated Unaudited	Consolidated Unaudited	Standalone Unaudited	Consolidated Unaudited	Standalone Unaudited	Standalone Audited	
1	Segment Revenue (Net Sales/ Income from each segment)						
	a) Cables	629.54	401.47	857.06	1431.61	2673.86	3638.85
	b) Real Estate	-	-	-	-	-	-
	Total	629.54	401.47	857.06	1431.61	2673.86	3638.85
2	Segment Results (Profit before tax and interest)						
	a) Cables	-157.23	-645.59	-73.99	-1177.62	-44.42	87.72
	b) Real Estate	-14.87	-16.87	-9.38	-38.82	-26.39	-35.74
	Total	-172.10	-662.46	-83.37	-1216.44	-70.81	51.98
	Less Finance cost	24.60	26.44	36.95	80.95	95.58	79.08
	Total profit before tax	-196.70	-688.90	-120.32	-1297.39	-166.39	-27.10
3	Segment Assets						
	a) Cables	2,484.55	1540.58	2465.59	2,158.88	2465.59	2586.07
	b) Real Estate	5,605.22	5597.89	5589.04	5605.22	5589.04	5598.41
	Total	8089.77	7138.47	8054.63	7764.10	8054.63	8184.48
4	Segment Liabilities						
	a) Cables	3,060.69	2,217.40	2186.58	3,060.69	2186.58	2150.01
	b) Real Estate	96.99	79.17	97.88	96.98	97.88	94.70
	Total	3157.68	2296.57	2284.46	3157.67	2284.46	2244.71

Note:

- The above financial results were reviewed and recommended by the Audit Committee and approved by the Board of Directors at their respective meetings held on 14 Jan 2025. The Statutory Auditors have carried out a limited review of these financial results.
- Consolidated Financial Statements includes the results of subsidiaries 1. Cybele Electra Pvt Ltd. 2. Cybele Electronics Pvt Ltd. 3. Cybele Properties Pvt Ltd.,.
- The figures pertaining to previous periods have been regrouped, reclassified and restated wherever considered necessary in conformity with the present classification.

Place: Chennai
Date : 14.02.2025



for CYBELE INDUSTRIES LIMITED
P. A. JOY KUTTY
CHAIRMAN