



ANIK INDUSTRIES LIMITED

CIN - L24118MH1976PLC136836

Corporate Office :

2/1, South Tukoganj, Behind High Court,
Indore - 452001 (M.P.), INDIA
Phone : +91-731-4018009-10/41
Fax : +91-731-2513285
Email : anik@anikgroup.com
Website : www.anikgroup.com

Date: 12/08/2021

National Stock Exchange of India Ltd.

"Exchange Plaza", C-1, Block G,
Bandra-Kurla Complex, Bandra (E),
Mumbai - 400051
Symbol: ANIKINDS

BSE Limited

25th Floor, New Trading Ring,
Phiroze Jeejeebhoy Towers,
Dalal Street, Fort,
Mumbai-400001
Scrip Code: 519383

Dear Sir / Ma'am,

Subject: - 45th Annual Report for the financial year 2020-21 & Notice of 45th Annual General Meeting (45th AGM) of Anik Industries Limited ('the Company').

Pursuant to the provisions of Regulation 30 & 34 of the Securities and Exchange Board of India (Listing Obligations and Disclosure Requirements) Regulations, 2015, please find enclosed herewith the 45th Annual Report for the financial year 2020-21 & Notice of 45th Annual General Meeting (45th AGM) of the Company.

Further, the Annual General Meeting is scheduled to be held on Wednesday, 08th September, 2021 at 11:30 A.M. Indian Standard Time ("IST"), through video conferencing ("VC")/other audio visual means ("OAVM").

You are therefore requested to take the same on record.

Thanking You,
Yours faithfully,

For Anik Industries Limited

**Mayank
Chadha**


Digitally signed by Mayank Chadha
DN: cn=Mayank Chadha,
postalCode=324009, st=Rajasthan,
serialNumber=102404030251001
4b2125a7b2d7218d20517f47935c
6576a9973001, o=Mayank
Chadha
Date: 2021.08.12 17:12:00 +0530'

**Mayank Chadha
Company Secretary**

Enclosure: A/a

CC to

To, National Securities Depository Limited 4 th Floor, A Wing, Trade World, Kamala Mills Compound, Senapati Bapat Marg, Lower Parel, Mumbai- 400013	To, Central Depository Services (India) Limited 16 th Floor, P.J. Towers, Dalal Street, Fort, Mumbai - 400001	To, Sarthak Global Limited 609, Floor-6, West Wing, Tulsiani Chambers, Nariman Point, Mumbai, Maharashtra, 400021
---	--	---



45th Annual Report
2020-21



Anik Industries Limited
Growth Through Sustainable Development

COMPANY INFORMATION



NAME OF COMPANY

Anik Industries Limited

CIN

L24118MH1976PLC136836

BOARD OF DIRECTORS

Mr. Manish Shakra
Mr. Ashok Kumar Trivedi
Mr. Shivam Asthana
Mr. Vijay Rathi
Mrs. Amrita Koolwal
Mr. Nilesh Jagtap

- Chairman & Managing Director
- Whole-time Director
- Whole-time Director
- Independent Director
- Independent Director
- Independent Director

CHIEF FINANCIAL OFFICER (CFO)

Mr. Gautam Jain

STOCK EXCHANGE LISTING

The National Stock Exchange of India Ltd.
The BSE Ltd.

COMPANY SECRETARY

CS Mayank Chadha (Appointed w.e.f. 23rd October, 2020)
CS Ishmita Walia (Resigned w.e.f. 10th October, 2020)

BANKERS

Bank of Baroda
Punjab National Bank

WIND POWER UNITS

1. Village Gorera, Dist. Jaisalmer (Raj.)
2. Village Nagda, Dist. Dewas (M.P.)

STATUTORY AUDITORS

S.N. Gadiya & Co.
Chartered Accountants

SECRETARIAL AUDITORS

M/s Ajit Jain & Co.,
Practicing Company Secretary

REGISTERED OFFICE

610, Tulsiani Chambers,
Nariman Point, Mumbai (MH) - 400 021
Tel. No.: +91 22 22821161
Email: anik@anikgroup.com
Website: www.anikgroup.com

REGISTRAR & SHARE TRANSFER AGENT

Sarthak Global Limited
170/10, Film Colony, R.N.T. Marg
Indore (M.P.) - 452 001,
Tel : + 91 0731 2523545,
Fax : + 91 0731 2526388
Email : anik@sarthakglobal.com
Website: www.sarthakglobal.com

ADMINISTRATIVE & CORPORATE OFFICE

2/1, South Tukoganj, Behind High Court
Indore (M.P.) - 452 001
Tel. No.: +91 0731 4018009-10
Fax No.: +91 0731 2513285

45th Annual General Meeting will be held on Wednesday, 08th September, 2021 at 11:30 A.M. through Video Conferencing ("VC") / Other Audio Visual Means ("OAVM")

CONTENTS

Notice of the Meeting	1
Board's Report	13
Management Discussion & Analysis Report	28
Corporate Governance Report	31
Auditors' Report	45
Balance Sheet	51
Profit & Loss Account	52
Statement of Changes in Equity	53
Cash Flow Statement	54
Notes	55
Auditors' Report on Consolidated Financial Statements	81
Consolidated Balance Sheet	85
Consolidated Profit & Loss Account	86
Statement of Changes in Equity	87
Consolidated Cash Flow Statement	88
Consolidated Notes	89

**NOTICE**

NOTICE is hereby given that the Forty Fifth Annual General Meeting (45th AGM) of the Members of Anik Industries Limited will be held on Wednesday, the 08th September, 2021 at 11:30 A.M. Indian Standard Time (“IST”), through video conferencing (“VC”) / other audio visual means (“OAVM”) to transact the following businesses:

ORDINARY BUSINESS

1. To receive, consider and adopt:
 - a) The Audited Standalone Financial Statements of the Company consisting of the Balance Sheet as at 31st March, 2021, the Statement of Profit and Loss, Cash Flow Statement and Statement of Changes in Equity for the year ended on that date and the Explanatory Notes annexed to, and forming part of, any of the said documents together with the reports of the Board of Directors and the Auditors Report thereon; to consider and if thought fit, to pass, with or without modification(s), the following resolutions as Ordinary Resolutions:

“RESOLVED THAT the Audited Standalone Financial Statements of the Company consisting of the Balance Sheet as at 31st March, 2021, the Statement of Profit and Loss, Cash Flow Statement and Statement of Changes in Equity for the year ended on that date and the Explanatory Notes annexed to, and forming part of, any of the said documents together with the reports of the Board of Directors and the Auditors report, as circulated to the Members, be and are hereby considered and adopted.”

- b) The Audited Consolidated Financial Statements of the Company consisting of the Balance Sheet as at 31st March, 2021, the Statement of Profit and Loss, Cash Flow Statement and Statement of Changes in Equity for the year ended on that date and the Explanatory Notes annexed to, and forming part of, any of the said documents together with the Auditors’ Report thereon; to consider and if thought fit, to pass, with or without modification(s), the following resolutions as Ordinary Resolutions:

“RESOLVED THAT the Audited Consolidated Financial Statements of the Company consisting of the Balance Sheet as at 31st March, 2021, the Statement of Profit and Loss, Cash Flow Statement and Statement of Changes in Equity for the year ended on that date and the Explanatory Notes annexed to, and forming part of, any of the said documents together with the reports of the Auditors, as circulated to the Members, be and are hereby considered and adopted.”

2. To appoint a Director in place of Mr. Ashok Kumar Trivedi (Whole-time Director) (DIN: 00350507), who retires by rotation and being eligible offers himself for re-appointment.

“RESOLVED THAT Mr. Ashok Kumar Trivedi (Whole-time Director) (DIN: 00350507), who retires by rotation from the Board of Directors pursuant to the provisions of Section 152 of the Companies Act, 2013 and as per the Company’s Articles of Association be and is hereby re-appointed as the Director of the Company.”

SPECIAL BUSINESS

3. To approve the re-appointment of Mr. Ashok Kumar Trivedi (DIN: 00350507) as Whole-time Director, and in this regard to consider and, if thought fit, to pass, with or without modification(s), the following resolution as a **Special Resolution**.

“RESOLVED THAT pursuant to the provisions of the Section 196, 197 and 203 read with Schedule V of the Companies Act, 2013 and other applicable provisions, if any of the Companies Act, 2013 and the Companies (Appointment and Remuneration of Managerial Personnel) Rules, 2014 (including any statutory modification(s) or re-enactment thereof, for the time being in force), the approval of the members of the Company be and is hereby accorded for re-appointment of Mr. Ashok Kumar Trivedi (DIN: 00350507), as a Whole-time Director of the Company for a period of 3 years with effect from 01st April, 2021 on the terms and conditions including remuneration as set out hereunder with the liberty to Board of Directors (hereinafter referred to as **“the Board”**) which term shall be deemed to include any Committee which the Board may constitute to exercise its powers, including the powers conferred by this resolution) to alter and vary the terms and conditions of the said appointment and / or remuneration within the parameters of the applicable laws or any amendments thereto.

TENURE: 3 (three) years with effect from 01st April, 2021.

REMUNERATION: NIL remuneration.

LEAVES: As per the policy of the Company.

SITTING FEES: Mr. Ashok Kumar Trivedi shall not be entitled to any sitting fees.

RESOLVED FURTHER THAT the Board be and is hereby authorized to do all such acts, deeds, matters and things as in its absolute discretion, it may consider necessary, expedient or desirable, and to settle any question, or doubt that may arise in relation thereto and in order to give effect to the foregoing resolution or as may be otherwise considered by it to be in the best interest of the Company.

RESOLVED FURTHER THAT Mr. Manish Shahra, Chairman & Managing Director and/ or Mr. Mayank Chadha, Company Secretary of the Company be and is hereby authorized severally to file necessary forms with the Registrar of Companies, Maharashtra & to do all such acts, deeds, things required for the aforesaid purpose.”

4. To approve the re-appointment of Mr. Manish Shahra (DIN: 00230392) as Chairman & Managing Director, and in this regard to consider and, if thought fit, to pass, with or without modification(s), the following resolution as a **Special Resolution**.

“**RESOLVED THAT** pursuant to the provisions of the Section 196, 197 and 203 read with Schedule V of the Companies Act, 2013 and other applicable provisions, if any of the Companies Act, 2013 and the Companies (Appointment and Remuneration of Managerial Personnel) Rules, 2014 (including any statutory modification(s) or re-enactment thereof, for the time being in force), the approval of the members of the Company be and is hereby accorded for the re-appointment of Mr. Manish Shahra (DIN: 00230392) as the Chairman & Managing Director of the Company for a period of 3 years with effect from 1st July, 2021 on the terms and conditions including remuneration as set out hereunder with the liberty to Board of Directors (hereinafter referred to as “the Board” which term shall be deemed to include any Committee which the Board may constitute to exercise its powers, including the powers conferred by this resolution) to alter and vary the terms and conditions of the said appointment and/ or remuneration within the parameters of the applicable laws or any amendments thereto.

TENURE: 3 (three) years with effect from 01st July, 2021.

REMUNERATION: NIL remuneration.

LEAVES: As per the policy of the Company.

SITTING FEES: Mr. Manish Shahra shall not be entitled to any sitting fees.

RESOLVED FURTHER THAT the Board be and is hereby authorized to do all such acts, deeds, matters and things as in its absolute discretion, it may consider necessary, expedient or desirable, and to settle any question, or doubt that may arise in relation thereto and in order to give effect to the foregoing resolution or as may be otherwise considered by it to be in the best interest of the Company.

RESOLVED FURTHER THAT Mr. Ashok Kumar Trivedi (DIN: 00350507), Whole-time Director and/ or Mr. Mayank Chadha, Company Secretary of the Company be and are hereby authorised severally to file necessary forms with the Registrar of Companies, Maharashtra & to do all such acts, deeds, things required for the aforesaid purpose.”

5. To consider and approve reclassification of Promoter of the Company as Public Shareholder and in this regard to consider and fit to pass, with or without modification(s), the following resolution as a **Special Resolution**.

“**RESOLVED THAT** pursuant to the provisions of Regulation 31A and all other applicable provisions of the Securities and Exchange Board of India (Listing Obligations and Disclosure Requirements) Regulations, 2015 (including any amendments made thereto) (“**Listing Regulations**”), and subject to the approval of BSE Limited, National Stock Exchange of India Limited, and such other approvals as may be necessary, the request received from **Ruchi Soya Industries Limited** for re-classification of their shareholding in the Company from ‘Promoter and Promoter Group’ category to ‘Public’ category and removal of their names from ‘Promoter and Promoter Group’ of the Company, be and are hereby approved by the Board.

RESOLVED FURTHER THAT upon receipt of the requisite approvals, the Company shall give effect of such re-classification in the shareholding pattern from the immediate succeeding quarter under Regulation 31 of the Listing Regulations and in all other records of the Company and make such applications, intimations, disclosures and/or filings as may be relevant or necessary from such date, as may be appropriate.

RESOLVED FURTHER THAT subject to the approval of the shareholders for the re- classification, Mr. Manish Shahra – Chairman & Managing Director, Mr. Gautam Jain - Chief Financial Officer, Mr. Mayank Chadha - Company Secretary of the Company, be and are hereby jointly and/ or severally authorized to submit the applications for re-classification to BSE Limited and National Stock Exchange of India Limited wherein securities of the Company are listed, or any other regulatory body as may be required and to take steps necessary or desirable in this regard.

RESOLVED FURTHER THAT Mr. Manish Shahra – Chairman & Managing Director, Mr. Gautam Jain - Chief Financial Officer, Mr. Mayank Chadha - Company Secretary of the Company, be and are hereby jointly and/ or severally authorized to sign any documents and do any and all such acts, deeds, matters and things as they may, in their absolute discretion, deem necessary or desirable, and to settle any questions, difficulty or doubt that may arise, in order to give effect to the above resolutions for and on behalf of the Company.

RESOLVED FURTHER THAT a copy of the above resolution, certified by any of the Directors or the Chief Financial Officer or the Company Secretary of the Company, be submitted to the concerned authorities and they are requested to act upon the same.”

By order of the Board of Directors

MAYANK CHADHA

COMPANY SECRETARY

(ACS-54288)

Place: Indore

Dated: 30th July, 2021

NOTES:

1. Amidst the ongoing COVID-19 pandemic, social distancing is a norm to be followed and pursuant to the Circular Nos. 14/2020, 17/2020 and 20/2020 dated 8th April, 2020, 13th April, 2020 and 5th May, 2020 followed by Circular No. 02/2021 dated 13th January, 2021 issued by the Ministry of Corporate Affairs (hereinafter collectively referred to as “MCA Circulars”) and ‘SEBI’ Circular No. SEBI/HO/CFD/CMD1/ CIR/P/2020/79 dated 12th May, 2020 followed by Circular No. SEBI/HO/CFD/CMD2/CIR/P/2021/11 dated 15th January, 2021 (hereinafter referred to as “SEBI Circulars”) physical attendance of the Members to the Annual General



Meeting (AGM) venue is not required and AGM be held through Video Conferencing (VC) or Other Audio Visual Means (OAVM). Hence, Members can attend and participate in the ensuing AGM through VC/ OAVM.

2. Since this AGM is being held through VC/ OAVM pursuant to the MCA Circulars, physical attendance of members has been dispensed with, accordingly, the facility to appoint proxy to attend and cast vote for the members is not available for this AGM and hence the Proxy Form and Attendance Slip are not Annexed hereto. However, the Body Corporates are entitled to appoint authorized representatives to attend the AGM through VC/OAVM and participate thereat and cast their votes through e-voting.
3. The Members can join the AGM in the VC/ OAVM mode 15 minutes before and after the scheduled time of the commencement of the Meeting by following the procedure mentioned in the Notice. The facility of participation at the AGM through VC/ OAVM will be made available for 1,000 members on first come first served basis. However, this number does not include the large Shareholders i.e. Shareholders holding 2% or more shareholding, Promoters, Institutional Investors, Directors, Key Managerial Personnel, the Chairpersons of the Audit Committee, Nomination and Remuneration Committee and Stakeholders Relationship Committee, Auditors etc. who are allowed to attend the AGM without restriction on account of first come first served basis.
4. The Members attending the AGM through VC or OAVM shall be counted for the purpose of reckoning the quorum under Section 103 of the Companies Act, 2013.
5. Pursuant to the provisions of Section 108 of the Companies Act, 2013 read with Rule 20 of the Companies (Management and Administration) Rules, 2014 (as amended) and Regulation 44 of SEBI (Listing Obligations & Disclosure Requirements) Regulations 2015 (as amended), and MCA Circulars dated 08th April, 2020, 13th April, 2020 and 05th May, 2020 the Company is providing facility of remote e-voting to its Members in respect of the business to be transacted at the AGM. For this purpose, the Company has entered into an agreement with Central Depository Services (India) Limited (CDSL) for facilitating voting through electronic means, as the authorized e-Voting's agency. The facility of casting votes by a member using remote e-voting as well as the e-voting system on the date of the AGM will be provided by CDSL.
6. Since the AGM would be held through VC/OAVM, the venue route map is not annexed to this Notice.
7. The Notice calling the AGM has been uploaded on the website of the Company in the Investor Relations Section under Annual Reports tab. The complete Annual Report is also available in the same section. The Notice can also be accessed from the websites of the Stock Exchanges i.e. BSE Limited and National Stock Exchange of India Ltd. at www.bseindia.com and www.nseindia.com respectively and the AGM Notice is also available on the website of CDSL (agency for providing the Remote e-Voting facility and e-voting system during the AGM) i.e. www.evotingindia.com.
8. This AGM has been convened through VC/ OAVM in compliance with applicable provisions of the Companies Act, 2013 read with the MCA Circular No. 14/2020 dated 8th April, 2020 and MCA Circular No. 17/2020 dated 13th April, 2020, MCA Circular No. 20/2020 dated 5th May, 2020 and MCA Circular No. 2/2021 dated 13th January, 2021.
9. The recorded transcript of the forthcoming AGM on 08th September, 2021 shall also be made available on the website of the Company www.anikgroup.com in the Investor Relations Section, as soon as possible after the Meeting is over.
10. The Register of Directors and Key Managerial Personnel and their shareholding maintained under Section 170 of the Act, the Register of Contracts or Arrangements in which the directors are interested, maintained under Section 189 of the Act, and the relevant documents referred to in the Notice will be available electronically for inspection by the members during the AGM.
11. The register of members and Share Transfer Books of the Company will remain closed from Monday, 30th August, 2021 to Wednesday, 8th September, 2021 (both days inclusive).
12. The Members who are holding equity shares in physical form are advised to submit particulars of their bank account, viz. name and address of the branch of the bank, MICR code of the branch, type of account and account number to our Registrar and Share Transfer Agent, Sarthak Global Limited, 170/10, Film Colony, R.N.T. Marg, Indore (MP) 452001.
13. The Members who are holding shares in demat mode are requested to notify any change in their residential address, Bank A/c details and/ or email address immediately to their respective Depository Participants.
14. In terms of circulars issued by Securities and Exchange Board of India (SEBI), it is now mandatory to furnish a copy of PAN card to the Company or its RTA in the following cases viz. deletion of name, transmission of shares and transposition of shares.
15. An Explanatory statement pursuant to Section 102 of the Companies Act, 2013 (the "Act") in respect of item no. 3 to 5 of the notice set out above, is annexed hereto.
16. The details of Directors retiring by rotation / seeking appointment / re-appointment at the ensuing Meeting are provided in the "Annexure" to the Notice pursuant to the provisions of (i) the Securities and Exchange Board of India (Listing Obligations and Disclosure Requirements) Regulations, 2015 and (ii) Secretarial Standard on General Meetings ("SS-2"), issued by the Institute of Company Secretaries of India.
17. In case of Joint-holders, the Member whose name appears as the first holder in the order of names as per the Register of Members of the Company will be entitled to vote during the AGM.
18. Pursuant to Section 72 of the Companies Act, 2013 read with Rule 19(1) of the Rules made thereunder, Shareholders are entitled to make nomination in respect of shares held by them in physical form. Shareholders desirous of making nominations are requested to send their requests in Form SH.13, which is available on the website of the Company.
19. The annual accounts of the subsidiary companies along with the related detailed information are available for inspection at the Corporate Office of the Company and of the subsidiaries concerned and copies will be made available to Shareholders of Anik Industries Limited and its subsidiary companies upon request.



20. The Members seeking any information with regard to the accounts or any matter to be placed at the AGM, are requested to write to the Company at least 10 days before the meeting (i.e. on or before 30th August, 2021) through email on anik@anikgroup.com. The same will be replied by the Company suitably.
21. Corporate members are encouraged to attend through their authorized representatives by submitting board resolution/power of attorney/appropriate authorization letter together with attested specimen signature(s) of the duly authorized signatory(ies) who are authorized to vote, to the scrutinizer through email at amitjaincs@yahoo.com with a copy marked to helpdesk.evoting@cdslindia.com to attend the AGM through VC/OAVM and participate there at and cast their votes through e-voting.
22. Pursuant to the requirements of the SEBI (Listing Obligations and Disclosure Requirements) Regulations, 2015 on Corporate Governance and secretarial standard on general meetings, the information about the Directors proposed to be appointed/re-appointed at the Annual General Meeting is given in the Annexure to the Notice.
23. Additional information, pursuant to the Securities and Exchange Board of India (Listing Obligations and Disclosure Requirements) Regulations, 2015, with respect to Item No. 3 to 5 of this Notice under Special Business, is also provided in the Explanatory Statement.
24. All documents referred to in the Notice will also be available electronically for inspection without any fee by the members from the date of circulation of this Notice up to the date of AGM. Members seeking to inspect such documents can send an email to anik@anikgroup.com.

THE INTRUCTIONS FOR SHAREHOLDERS FOR REMOTE E-VOTING ARE AS UNDER:

- (i) The remote e-voting period begins on Sunday, 05th September, 2021 at 09.00 a.m. and ends on Tuesday, 07th September, 2021 at 05.00 p.m. During this period shareholders of the Company, holding shares either in physical form or in dematerialized form, as on 01st September, 2021 i.e. cut-off date (record date), may cast their vote electronically. The remote e-voting module shall be disabled by CDSL for voting thereafter.
- (ii) Shareholders who have already voted prior to the meeting date would not be entitled to vote at the meeting venue.
- (iii) Pursuant to SEBI Circular No. SEBI/HO/CFD/CMD/CIR/P/2020/242 dated 09th December, 2020, under Regulation 44 of Securities and Exchange Board of India (Listing Obligations and Disclosure Requirements) Regulations, 2015, listed entities are required to provide remote e-voting facility to its shareholders, in respect of all shareholders' resolutions. However, it has been observed that the participation by the public non-institutional shareholders/retail shareholders is at a negligible level.
Currently, there are multiple e-voting service providers (ESPs) providing e-voting facility to listed entities in India. This necessitates registration on various ESPs and maintenance of multiple user IDs and passwords by the shareholders.
In order to increase the efficiency of the voting process, pursuant to a public consultation, it has been decided to enable e-voting to all the demat account holders, by way of a single login credential, through their demat accounts/ websites of Depositories/ Depository Participants. Demat account holders would be able to cast their vote without having to register again with the ESPs, thereby, not only facilitating seamless authentication but also enhancing ease and convenience of participating in e-voting process.
- (iv) In terms of SEBI circular no. **SEBI/HO/CFD/CMD/CIR/P/2020/242** dated 09th December, 2020 on e-Voting facility provided by Listed Companies, Individual shareholders holding securities in demat mode are allowed to vote through their demat account maintained with Depositories and Depository Participants. Shareholders are advised to update their mobile number and email Id in their demat accounts in order to access e-Voting facility.

(A.) Pursuant to above said SEBI Circular, Login method for e-Voting and joining virtual meetings for Individual shareholders holding securities in Demat mode CDSL/NSDL is given below:

Type of shareholders	Login Method
Individual Shareholders holding securities in Demat mode with CDSL	<ol style="list-style-type: none"> 1) Users who have opted for CDSL Easi / Easiest facility, can login through their existing user id and password. Option will be made available to reach e-Voting page without any further authentication. The URL for users to login to Easi / Easiest are https://web.cdslindia.com/myeasi/home/login or visit www.cdslindia.com and click on Login icon and select New System Myeasi. 2) After successful login the Easi / Easiest user will be able to see the e-Voting option for eligible companies where the evoting is in progress as per the information provided by company. On clicking the evoting option, the user will be able to see e-Voting page of the e-Voting service provider for casting your vote during the remote e-Voting period or joining virtual meeting & voting during the meeting. Additionally, there is also links provided to access the system of all e-Voting Service Providers i.e. CDSL/ (NSDL/KARVY/LINKINTIME), so that the user can visit the e-Voting service providers' website directly. 3) If the user is not registered for Easi/Easiest, option to register is available at https://web.cdslindia.com/myeasi/Registration/EasiRegistration 4) Alternatively, the user can directly access e-Voting page by providing Demat Account Number and PAN No. from a e-Voting link available on www.cdslindia.com home page or click on https://evoting.cdslindia.com/Evoting/EvotingLogin. The system will authenticate the user by sending OTP on registered Mobile & Email as recorded in the Demat Account. After successful authentication, user will be able to see the e-Voting option where the evoting is in progress and also able to directly access the system of all e-Voting Service Providers.



Individual Shareholders holding securities in demat mode with NSDL	<ol style="list-style-type: none"> 1) If you are already registered for NSDL IDeAS facility, please visit the e-Services website of NSDL. Open web browser by typing the following URL: https://eservices.nsd.com either on a Personal Computer or on a mobile. Once the home page of e-Services is launched, click on the “Beneficial Owner” icon under “Login” which is available under ‘IDeAS’ section. A new screen will open. You will have to enter your User ID and Password. After successful authentication, you will be able to see e-Voting services. Click on “Access to e-Voting” under e-Voting services and you will be able to see e-Voting page. Click on company name or e-Voting service provider name and you will be re-directed to e-Voting service provider website for casting your vote during the remote e-Voting period or joining virtual meeting & voting during the meeting. 2) If the user is not registered for IDeAS e-Services, option to register is available at https://eservices.nsd.com. Select “Register Online for IDeAS “Portal or click at https://eservices.nsd.com/SecureWeb/IdeasDirectReg.jsp 3) Visit the e-Voting website of NSDL. Open web browser by typing the following URL: https://www.evoting.nsd.com/ either on a Personal Computer or on a mobile. Once the home page of e-Voting system is launched, click on the icon “Login” which is available under ‘Shareholder/Member’ section. A new screen will open. You will have to enter your User ID (i.e. your sixteen digit demat account number hold with NSDL), Password/OTP and a Verification Code as shown on the screen. After successful authentication, you will be redirected to NSDL Depository site wherein you can see e-Voting page. Click on company name or e-Voting service provider name and you will be redirected to e-Voting service provider website for casting your vote during the remote e-Voting period or joining virtual meeting & voting during the meeting.
Individual Shareholders (holding securities in demat mode) login through their Depository Participants	You can also login using the login credentials of your demat account through your Depository Participant registered with NSDL/CDSL for e-Voting facility. After Successful login, you will be able to see e-Voting option. Once you click on e-Voting option, you will be redirected to NSDL/CDSL Depository site after successful authentication, wherein you can see e-Voting feature. Click on company name or e-Voting service provider name and you will be redirected to e-Voting service provider website for casting your vote during the remote e-Voting period or joining virtual meeting & voting during the meeting.

Important note: Members who are unable to retrieve User ID/ Password are advised to use Forget User ID and Forget Password option available at abovementioned website.

Helpdesk for Individual Shareholders holding securities in demat mode for any technical issues related to login through Depository i.e. CDSL and NSDL

Login type	Helpdesk details
Individual Shareholders holding securities in Demat mode with CDSL	Members facing any technical issue in login can contact CDSL helpdesk by sending a request at helpdesk.evoting@cdslindia.com or contact at 022- 23058738 and 22-23058542-43.
Individual Shareholders holding securities in Demat mode with NSDL	Members facing any technical issue in login can contact NSDL helpdesk by sending a request at evoting@nsdl.co.in or call at toll free no.: 1800 1020 990 and 1800 22 44 30

(B.) Login method for e-Voting and joining virtual meetings for Physical shareholders and shareholders other than individual holding in Demat form.

- 1) The shareholders should log on to the e-voting website www.evotingindia.com.
- 2) Click on “Shareholders” module.
- 3) Now enter your User ID
 - a. For CDSL: 16 digits beneficiary ID,
 - b. For NSDL: 8 Character DP ID followed by 8 Digits Client ID,
 - c. Shareholders holding shares in Physical Form should enter Folio Number registered with the Company.
- 4) Next enter the Image Verification as displayed and Click on Login.
- 5) If you are holding shares in demat form and had logged on to www.evotingindia.com and voted on an earlier e-voting of any company, then your existing password is to be used.
- 6) If you are a first-time user follow the steps given below:

For Physical shareholders and other than individual shareholders holding shares in Demat.	
PAN	Enter your 10 digit alpha-numeric *PAN issued by Income Tax Department (Applicable for both demat shareholders as well as physical shareholders) <ul style="list-style-type: none"> • Shareholders who have not updated their PAN with the Company/Depository Participant are requested to use the sequence number sent by Company/RTA or contact Company/RTA.
Dividend Bank Details OR Date of Birth (DOB)	Enter the Dividend Bank Details or Date of Birth (in dd/mm/yyyy format) as recorded in your demat account or in the company records in order to login. <ul style="list-style-type: none"> • If both the details are not recorded with the depository or company, please enter the member id / folio number in the Dividend Bank details field.

- (v) After entering these details appropriately, click on “SUBMIT” tab.
- (vi) Shareholders holding shares in physical form will then directly reach the Company selection screen. However, shareholders holding shares in demat form will now reach ‘Password Creation’ menu wherein they are required to mandatorily enter their login password in the new password field. Kindly note that this password is to be also used by the demat holders for voting for resolutions of any other company on which they are eligible to vote, provided that company opts for e-voting through CDSL platform. It is strongly recommended not to share your password with any other person and take utmost care to keep your password confidential.
- (vii) For shareholders holding shares in physical form, the details can be used only for e-voting on the resolutions contained in this Notice.
- (viii) Click on the EVSN for the relevant <Company Name> on which you choose to vote.
- (ix) On the voting page, you will see “RESOLUTION DESCRIPTION” and against the same the option “YES/NO” for voting. Select the option YES or NO as desired. The option YES implies that you assent to the Resolution and option NO implies that you dissent to the Resolution.
- (x) Click on the “RESOLUTIONS FILE LINK” if you wish to view the entire Resolution details.
- (xi) After selecting the resolution, you have decided to vote on, click on “SUBMIT”. A confirmation box will be displayed. If you wish to confirm your vote, click on “OK”, else to change your vote, click on “CANCEL” and accordingly modify your vote.
- (xii) Once you “CONFIRM” your vote on the resolution, you will not be allowed to modify your vote.
- (xiii) You can also take a print of the votes cast by clicking on “Click here to print” option on the Voting page.
- (xvi) If a demat account holder has forgotten the login password then Enter the User ID and the image verification code and click on Forgot Password & enter the details as prompted by the system.
- (xv) **Additional Facility for Non – Individual Shareholders and Custodians –For Remote Voting only.**
 - Non-Individual shareholders (i.e. other than Individuals, HUF, NRI etc.) and Custodians are required to log on to www.evotingindia.com and register themselves in the “Corporates” module.
 - A scanned copy of the Registration Form bearing the stamp and sign of the entity should be emailed to helpdesk.evoting@cdslindia.com.
 - After receiving the login details a Compliance User should be created using the admin login and password. The Compliance User would be able to link the account(s) for which they wish to vote on.
 - The list of accounts linked in the login should be mailed to helpdesk.evoting@cdslindia.com and on approval of the accounts they would be able to cast their vote.
 - A scanned copy of the Board Resolution and Power of Attorney (POA) which they have issued in favour of the Custodian, if any, should be uploaded in PDF format in the system for the scrutinizer to verify the same.
 - Alternatively Non Individual shareholders are required to send their authorized representatives by submitting board resolution/power of attorney/appropriate authorization letter together with attested specimen signature(s) of the duly authorized signatory(ies) who are authorized to vote, to the scrutinize through email at amitjaincs@yahoo.com with a copy marked to helpdesk.evoting@cdslindia.com to attend the AGM through VC/ OAVM and participate there at and cast their votes through e-voting.

INSTRUCTIONS FOR SHAREHOLDERS ATTENDING THE AGM/EGM THROUGH VC/OAVM & E-VOTING DURING MEETING ARE AS UNDER:

1. The procedure for attending meeting & e-Voting on the day of the AGM/EGM is same as the instructions mentioned above for e-voting.
2. The link for VC/OAVM to attend meeting will be available where the EVSN of Company will be displayed after successful login as per the instructions mentioned above for e-voting.
3. Shareholders who have voted through Remote e-Voting will be eligible to attend the meeting. However, they will not be eligible to vote at the AGM/EGM.
4. Shareholders are encouraged to join the Meeting through Laptops / IPads for better experience.
5. Further shareholders will be required to allow Camera and use Internet with a good speed to avoid any disturbance during the meeting.
6. Please note that Participants Connecting from Mobile Devices or Tablets or through Laptop connecting via Mobile Hotspot may experience Audio/Video loss due to Fluctuation in their respective network. It is therefore recommended to use Stable Wi-Fi or LAN Connection to mitigate any kind of aforesaid glitches.
7. Shareholders who would like to express their views/ask questions during the meeting may register themselves as a speaker by sending their request between **02nd September, 2021 to 05th September, 2021** mentioning their name, demat account number/folio number, email id, mobile number at (company email id). The shareholders who do not wish to speak during the AGM but have queries may send their queries between **02nd September, 2021 to 05th September, 2021** mentioning their name, demat account number/folio number, email id, mobile number at (company email id). These queries will be replied to by the company suitably by email.



8. Those shareholders who have registered themselves as a speaker will only be allowed to express their views/ask questions during the meeting.
9. Only those shareholders, who are present in the AGM/EGM through VC/OAVM facility and have not casted their vote on the Resolutions through remote e-Voting and are otherwise not barred from doing so, shall be eligible to vote through e-Voting system available during the EGM/AGM.
10. If any Votes are cast by the shareholders through the e-voting available during the EGM/AGM and if the same shareholders have not participated in the meeting through VC/OAVM facility, then the votes cast by such shareholders shall be considered invalid as the facility of e-voting during the meeting is available only to the shareholders attending the meeting.

PROCESS FOR THOSE SHAREHOLDERS WHOSE EMAIL/MOBILE NO. ARE NOT REGISTERED WITH THE COMPANY/DEPOSITORIES.

1. For Physical shareholders- please provide necessary details like Folio No., Name of shareholder, scanned copy of the share certificate (front and back), PAN (self attested scanned copy of PAN card), AADHAR (self attested scanned copy of Aadhar Card) by email to **Company/RTA email id**.
2. For Demat shareholders - Please update your email id & mobile no. with your respective Depository Participant (DP).
3. For Individual Demat shareholders – Please update your email id & mobile no. with your respective Depository Participant (DP) which is mandatory while e-Voting & joining virtual meetings through Depository.

If you have any queries or issues regarding attending AGM & e-Voting from the CDSL e-Voting System, you can write an email to helpdesk.evoting@cdslindia.com or contact at 022-23058738 and 022-23058542/43.

All grievances connected with the facility for voting by electronic means may be addressed to Mr. Rakesh Dalvi, Sr. Manager, (CDSL,) Central Depository Services (India) Limited, A Wing, 25th Floor, Marathon Futurex, Mafatlal Mill Compounds, N M Joshi Marg, Lower Parel (East), Mumbai - 400013 or send an email to helpdesk.evoting@cdslindia.com or call on 022-23058542/43.

24. OTHER INSTRUCTIONS

1. Shareholders can update their mobile numbers and e-mail IDs (which may be used for sending future communication(s)) by writing to sgl@sarthakglobal.com.
2. Any person, who acquires shares of the Company and becomes a member of the Company after dispatch of the Notice and holding shares as of the cut-off date i.e. 01st September, 2021 may obtain the login ID and password by sending an email to anik@anikgroup.com or sgl@sarthakglobal.com or helpdesk.evoting@cdslindia.com by mentioning their Folio No./DP ID and Client ID No.
3. Mr. Amit Jain, Proprietor of M/s Amit Preeti & Associates, Practicing Company Secretary, Indore (Membership No.:F-78594 & COP No. 24303) has been appointed as Scrutinizer to scrutinize the e-voting process in a fair and transparent manner.
4. The Scrutinizer shall, immediately after the conclusion of e-voting at the AGM, first download the votes cast at the AGM and thereafter unblock the votes cast through remote e-Voting and shall make a consolidated scrutinizer's report of the total votes cast in favour or against, invalid votes, if any, and whether the resolutions have been carried or not, and such report shall then be sent to the Chairman or a person authorized by him, not later than 48 (forty eight) hours from the conclusion of the AGM, who shall then countersign and declare the result of the voting forthwith.
5. The Results declared along with the Scrutinizer's Report shall be placed on the Company's website www.anikgroup.com and will be communicated to the Stock Exchange(s) Immediately .

By order of the Board of Directors

Place: Indore

Dated: 30th July, 2021

MAYANK CHADHA
COMPANY SECRETARY
(ACS-54288)

ANNEXURE TO THE NOTICE**EXPLANATORY STATEMENT AS REQUIRED UNDER SECTION 102 OF THE COMPANIES ACT, 2013.****ITEM NO. 3**

Mr. Ashok Kumar Trivedi was re-appointed by the Board as whole-time director of the Company for a period of 3 years w.e.f. 01st April, 2021 subject to the approval of the members in General Meeting. Due to inadequate profit during the Financial Year 2020-21, Mr. Ashok Kumar Trivedi has decided to provide his services on honorary basis.

The resolution needs the approval of the members in terms of sections 196, 197 and 203 read with Schedule V and other applicable provisions of the Companies Act, 2013 and the Rules made thereunder (including any statutory modification(s) or re-enactment thereof, for the time being in force) for the appointment of Mr. Ashok Kumar Trivedi as a Whole-time Director of the Company on the terms and conditions as mentioned in resolution.

Brief resume of Mr. Ashok Kumar Trivedi:

Mr. Ashok Trivedi is Master of Arts and he is having more than 35 years of experience in Edible Oil Industry & Solvent Extraction Industry & liasioning at various levels.

Nature of expertise in specific functional areas:

Edible Oil Industry & Solvent Extraction Industry & liasioning at various levels.

Names of Listed Company in which Mr. Ashok Kumar Trivedi holds directorship and the membership of committees of the Board:

Mr. Ashok Kumar Trivedi is not a Director in any other listed company and also does not hold membership of committees of the Board of any other listed Company.

Mr. Ashok Kumar Trivedi is not related to any director or key managerial personnel of the Company and does not hold any shares in the Company as on 31.03.2021. He was appointed on the Board of the Company on 25.01.1989.

The information as required under Schedule V of the Companies Act, 2013, is attached herewith.

This explanatory statement may also be read and treated as disclosure in compliance with the requirements of Section 190 of the Companies Act, 2013 and regulation 36(3) of the SEBI (Listing Obligations and Disclosure Requirements) Regulations, 2015.

Save and except, Mr. Ashok Kumar Trivedi to whom the resolution relates alongwith his relatives, none of the Directors/ Key Managerial Personnel of the Company/their relatives is in any way, financially or otherwise, concerned or interested in this Resolution.

The Board recommends the Special Resolution at Item No. 3 for approval of the members.

ITEM NO. 4

Mr. Manish Shahra was re-appointed by the Board as Chairman & Managing Director of the Company for a period of 3 years w.e.f. 01st July, 2021 subject to the approval of the members in General Meeting. Due to inadequate profit during the Financial Year 2020-21, Mr. Manish Shahra has decided to provide his services on honorary basis.

The resolution needs the approval of the members in terms of sections 196, 197 and 203 read with Schedule V and other applicable provisions of the Companies Act, 2013 and the Rules made thereunder (including any statutory modification(s) or re-enactment thereof, for the time being in force) for the appointment of Mr. Manish Shahra as a Chairman & Managing Director of the Company on the terms and conditions as mentioned in resolution.

Brief resume of Mr. Manish Shahra:

Mr. Manish Shahra has done Bachelor of Engineering and Master of Business Administration. He has made great contribution in the success of the Company through his expert knowledge and hardwork. He is expert in all segments of industry more particularly in Finance and Marketing. He has more than 27 years of experience in various fields of Business, Industry, Import/Export, Finance etc.

Nature of expertise in specific functional areas:

Various fields of Business, Industry, Import/Export, Finance, marketing etc.

Names of Listed Company in which Mr. Manish Shahra holds directorship and the membership of committees of the Board:

Mr. Manish Shahra is not a Director in any other listed company and also does not hold membership of committees of the Board of any other listed Company.

He is son of Mr. Suresh Chandra Shahra, Promoter of the Company. He holds 6,87,952 shares in the Company as on 31.03.2021. He was appointed on the Board of the Company on 26.04.1993.

The information as required under Schedule V of the Companies Act, 2013, is attached herewith.

This explanatory statement may also be read and treated as disclosure in compliance with the requirements of Section 190 of the Companies Act, 2013 and regulation 36(3) of the SEBI (Listing Obligations and Disclosure Requirements) Regulations, 2015.



Save and except, Mr. Manish Shahra to whom the resolution relates alongwith his relatives, none of the Directors/ Key Managerial Personnel of the Company/their relatives is in any way, financially or otherwise, concerned or interested in this Resolution.

The Board recommends the Special Resolution at Item No. 4 for approval of the members.

ITEM NO. 5

The Board was informed of the request received by the Company on 18th November 2020 by Ruchi Soya Industries Limited (“Promoter”), to re-classify their shareholding in the Company from the category of ‘Promoter and Promoter Group’ to the category of ‘Public’ shareholding.

Sr. No.	Name of Shareholder	No. of Equity shares held	% of total Equity capital
1.	Ruchi Soya Industries Limited	4,00,000	1.44

The aforesaid Promoter is holding very insignificant shareholding which constitutes 1.44% of the total paid up capital of the Company. The aforesaid promoter do not exercise any control over the Company and is not engaged in the management of the Company. The aforesaid Promoter neither has representation on the Board of Directors of the Company nor holds any key Management position in the Company. The Company also not entered into any Shareholders Agreement with them. Further none of the aforesaid person has got any veto Rights as to voting power or control of the Company. They do not have any Special Information Rights.

The aforesaid promoter have requested to the Company to reclassify them from being a “Promoter & Promoter Group Category” to “Public Category” Shareholder of the Company.

Based on the letter received from above promoter, the matter was discussed by the Board of Director at their meeting held on 10th June, 2021 and Board decided to get the above promoter reclassified from the” Promoter & Promoter Group Category” to “Public Category” with the approval of members and stock exchanges.

The Board informed that outgoing Promoter Ruchi Soya Industries Limited satisfy all the conditions specified in sub-clauses (i) to (vii) of clause (b) of sub-regulation (3) of Regulation 31A of the SEBI (Listing Obligations and Disclosure Requirements) Regulations, 2015 (“Listing Regulations”).

Further, as required under Regulation 31A(3)(c) of the Listing Regulations, the Board also noted that:

- the Company is compliant with the minimum public shareholding requirements as required under regulation 38 of the Listing Regulations;
- trading in the equity shares of the Company have not been suspended by the stock exchanges where the equity shares of the Company are listed (“Stock Exchanges”); and
- the Company does not have any outstanding dues to the Securities and Exchange Board of India, the Stock Exchanges or the depositories

Accordingly, on the basis of the rationale provided by the Promoters and the confirmation that they satisfy the requirements of Regulation 31A of the Listing Regulations, the Board was of the view that the requests made by the Outgoing Promoter i.e. Ruchi Soya Industries Limited for re-classification of their shareholding in the Company be accepted and approved. However, the approval is subject to the further approval of the BSE Limited and the National Stock Exchange of India Limited, and any other consent and approvals which may be required in this regard.

The Board recommends the Special Resolution of Item No. 5 for approval of the members.

By order of the Board of Directors

Place: Indore

Dated: 30th July, 2021

MAYANK CHADHA
COMPANY SECRETARY
(ACS-54288)

THE STATEMENT CONTAINING ADDITIONAL INFORMATION AS REQUIRED UNDER SCHEDULE V OF THE ACT

I. General Information

1. Nature of Industry:

The company is mainly engaged in the business of Trading, Real Estate, Mining and others.

2. Date or expected date of commencement of commercial production

The Company was incorporated on 10/02/1976 and on receipt of Commencement of business Certificate on 10/02/1976, the company had since commenced its business.

3. In case of new companies, expected date of commencement of activities as per project approved by financial institutions appearing in the prospectus

NOT APPLICABLE

4. Financial performance based on given indicators

(₹ in Lakhs)

Particulars	FY 2020-21		FY 2019-20		FY 2018-19	
	Standalone	Consolidated	Standalone	Consolidated	Standalone	Consolidated
Revenue from Operations	13371.02	13371.02	49243.16	49873.08	60453.82	60453.82
Profit/(Loss) for the period (Before Tax)	631.56	624.25	(5701.50)	(5705.63)	(2266.55)	(2265.36)
Profit/(Loss) for the period (After Tax)	456.53	449.23	(3773.06)	(3777.20)	(1520.17)	(1519.22)
Earnings Per share (Rs.10/-each) Basic & Diluted (in Rs.)	1.64	1.62	(13.59)	(13.60)	(5.48)	(5.43)

Note: Above amounts are extracted from financial statements of the Company on consolidated and standalone basis (without Joint Operations) for the respective financial year.

5. Foreign investments or collaborations, if any.

The Company has not entered into any material foreign collaboration and no direct capital investment has been made in the Company. Foreign investors, mainly comprising FIIs holders, are investors in the Company on account of past issuances of securities and secondary market purchases.

II. Information about the appointee:

(1) Background details:

A. Mr. Ashok Kumar Trivedi, Whole-time Director	B. Mr. Manish Shahra , Chairman & Managing Director
Mr. Ashok Kumar Trivedi has done Master of Arts and he is having more than 35 years of experience in Edible Oil Industry & Solvent Extraction Industry & liasioning at various levels.	Mr. Manish Shahra is expert in all segments of industry more particularly finance, marketing, agro industries & real estate etc. Being Chairman & Managing Director of the Company, he has made great contribution in the success of the Company through his expert knowledge and hard work.

(2) Past Remuneration

(₹ in Lakhs)

Particulars	Mr. Ashok Kumar Trivedi			Mr. Manish Shahara		
	FY 2020-21	FY 2019-20	FY 2018-19	FY 2020-21	FY 2019-20	FY 2018-19
Salary	03.00	03.00	03.00	3.22	3.22	3.22
Perquisites	-	-	-	0.29	0.50	0.12
Commission & Bonus	-	-	-	-	-	-
Total	03.00	03.00	03.00	3.51	3.72	3.34

(3) Recognition or awards: N.A.

(4) Job profile and his suitability:

A. Mr. Ashok Kumar Trivedi, Whole-time director	B. Mr. Manish Shahra , Chairman & Managing Director
Mr. Ashok Kumar Trivedi has done Master of Arts and he is having more than 35 years of experience in Edible Oil Industry & Solvent Extraction Industry & liasioning at various levels. He has various skills in the field of Business development, spearheading new projects.	Mr. Manish Shahra is expert in all segments of industry more particularly finance, marketing, agro industries & real estate etc. Being Chairman & Managing Director of the Company, he has made great contribution in the success of the Company through his expert knowledge and hard work. He has various skills in the field of Strategic Marketing , Brand Transformation and Finance

**(5) Remuneration proposed:**

A. Mr. Ashok Kumar Trivedi, Whole-time Director	B. Mr. Manish Shahra , Chairman & Managing Director
Nil	Nil

- (6) **Comparative remuneration profile with respect to industry, size of the company, profile of the position and person (in case of expatriates the relevant details would be with respect to the country of his origin): N.A.**
- (7) **Pecuniary relationship directly or indirectly with the company, or relationship with the managerial personnel or other director, if any.**

A. Mr. Ashok Kumar Trivedi, Whole-time director	B. Mr. Manish Shahra , Chairman & Managing Director
Mr. Ashok Kumar Trivedi meets the criteria of a Whole-time Director as prescribed under Schedule V of the Act. No other pecuniary relationship with Company except the post of Whole-time director. He is not related to any other director of the Company.	Mr. Manish Shahra meets the criteria of a Chairman & Managing Director as prescribed under Schedule V of the Act. No other pecuniary relationship with Company except holding the post of Chairman & Managing Director. He is not related to any other director of the Company. He is son of Mr. Suresh Chandra Shahra, Promoter of the Company.

III. Other information:**(1) Reasons of loss or inadequate profits:**

During the year, Company's total revenue stood at Rs. 15,063.03 Lakhs as compared to previous year figures Rs. 50,049.79 Lakhs. The Net Profit for the year stood at Rs. 456.53 Lakhs as compared to previous year net loss of Rs. 3,773.06 Lakhs. Due to the impact of COVID-19 pandemic across the country, since last 2 years, the performance of the Company is not satisfactorily.

On a consolidated basis, the total revenue stood at Rs. 14,998.76 Lakhs as compared to previous year figures Rs. 50,565.72 Lakhs and net profit for the year stood at Rs. 449.23 Lakhs as compared to previous year net loss Rs. 3,777.21 Lakhs.

(2) Steps taken or proposed to be taken for improvement:

The Company is under the good management guidance and control that help continued in achieving the targets of cutting down in the cost of operations and getting efficiency in this area by using better alternated resources/means.

(3) Expected increase in productivity and profits in measurable terms:

The Company aim to increase its productivity and achieve good profits in near future.

IV. Disclosures

- (i) **all elements of remuneration package such as salary, benefits, bonuses, stock options, pension, etc., of all the directors;**
- (ii) **details of fixed component and performance linked incentives along with the performance criteria;**
- (iii) **service contracts, notice period, severance fees; and**
- (iv) **stock option details, if any, and whether the same has been issued at a discount as well as the period over which accrued and over which exercisable.**

The above details shall be accessed in the "Corporate Governance" section to the 'Annual Report'.

NOTICE



ADDITIONAL INFORMATION OF DIRECTORS SEEKING RE-APPOINTMENT/APPOINTMENT AT THE ENSUING ANNUAL GENERAL MEETING PURSUANT TO REGULATION 36(3) OF SEBI (LISTING OBLIGATION AND DISCLOSURE REQUIREMENTS) REGULATION 2015 AND SECRETARIAL STANDARD OF GENERAL MEETING:

Name of Directors	MR. MANISH SHAHRA (DIN:00230392)	MR. ASHOK KUMAR TRIVEDI (DIN:00350507)
Date of Birth	16.02.1971	07.06.1955
Age	50 years	66 years
Date of first Appointment	26.04.1993	25.01.1989
Expertise / Experience in specific functional areas	He is expert in all segments of industry more particularly finance, marketing, agro industries & real estate etc. Being Chairman & Managing Director of the Company, he has made great contribution in the success of the Company through his expert knowledge and hard work.	He has done Master of Arts and he is having more than 35 years of experience in Edible Oil Industry & Solvent Extraction Industry & liasioning at various levels.
Qualification	BE, MBA	MA
Terms and Conditions of Appointment/ Re-appointment	As provided in the resolution of Item No. 4 of the Notice of Annual General Meeting.	As provided in the resolution of Item No. 3 of the Notice of Annual General Meeting
Remuneration last drawn	Rs. 3,50,785/- during the financial year 2020-21.	Rs. 2,92,500/- during the financial year 2020-21.
Remuneration proposed to be paid	Nil	Nil
No. & % of Equity Shares held in the Company (as on 31.03.2021)	687,952 equity shares 2.48% holding	Nil
Directorship in other Companies (As on 31.03.2021)	1. Ankesh Resorts And Hotels Private Limited 2. Vishal Resorts And Hotels Private Limited 3. Sonakshi Hotels Private Limited 4. Brightstar Infrastructure Private Limited 5. RRHL Realty Limited	1. Avantika Farms Pvt. Ltd. 2. Anik Energy Private Limited 3. Anik Aluminium Private Limited 4. Neha Resorts And Hotels Private Limited 5. Samvat Infotech Private Limited
Number of Meetings of the Board attended during the year.	6 out of 6	1 out of 6
Chairman / Member of the Committees of the Board Directors of other Companies (includes only Audit Committee and Stakeholders' Relationship Committee)	Nil	Nil
Chairman/Member of the Committees of the Board of Directors of the Company	2	1
Relationship between directors inter-se	Not related to any director of the Company	Not related to any director of the Company

By order of the Board of Directors

Place: Indore
Dated: 30th July, 2021

MAYANK CHADHA
COMPANY SECRETARY
(ACS-54288)

Anik Industries Ltd
CIN: L24118MH1976PLC136836
Regd. Office: 610, Tulsiani Chambers,
Nariman Point, Mumbai (MH), 400021
Phone: +91-22-22821161
Email Id: anik@anikgroup.com, Website: www.anikgroup.com

**BOARD'S REPORT**

Dear Shareholders,

Your Directors have pleasure in presenting 45th Annual Report together with the Audited Financial Statement of the Company for the financial year ended 31st March, 2021.

FINANCIAL SUMMARY

The Performance of the Company for the financial year ended on 31st March, 2021 is summarized below:

(₹ in Lakhs)

Particulars	Standalone		Consolidated	
	2020-2021	2019-2020	2020-2021	2019-2020
Revenue from operations	13371.02	49243.16	13371.02	49873.07
Other Income	1692.01	806.63	1627.74	692.64
Profit/ (Loss) before Depreciation, Finance Cost, Exceptional items & Tax Expenses	1786.33	(4517.45)	1716.47	(4635.28)
Less: Depreciation	81.99	88.79	81.99	88.79
Profit/ (Loss) before Finance Cost, Exceptional Items and Tax Expenses	1704.34	(4606.24)	1634.48	(4724.07)
Less: Finance Cost	1072.78	1,095.26	1074.50	1095.56
Profit/ (Loss) before Exceptional Items and Tax Expenses	631.56	(5701.50)	559.98	(5819.63)
Add/ (Less): Exceptional items	—	—	—	—
Profit (Loss) before tax expenses	631.56	(5701.50)	559.98	(5819.63)
Less: Current tax	12.00	0	12.00	0
Less: Deferred tax	163.03	(1928.44)	163.03	(1928.44)
Less: Earlier Taxes paid	—	—	—	—
Profit (Loss) for the year from continuing operations (A)	456.53	(3773.06)	384.96	(3891.19)
Profit (Loss) from discontinuing operations before tax	—	—	—	—
Less: Current tax	—	—	—	—
Less: Deferred tax	—	—	—	—
Profit (Loss) from discontinuing operations after tax (B)	—	—	—	—
Profit (Loss) for the year (A+B)	456.53	(3773.06)	384.96	(3891.19)
Add: Share of Profit (Loss) of associate	—	—	64.27	113.98
Profit (Loss) for the year after Minority interest and Share of				
Profit/(Loss) of Associates	456.53	(3773.06)	449.23	(3777.20)
Add: Other Comprehensive Income	(9.63)	2.88	(9.63)	2.88
Total Comprehensive Income	446.90	(3770.18)	439.60	(3774.33)
Balance brought forward from previous year	23738.41	27262.83	39671.87	37552.65
Amount Available for Appropriation	23795.92	23349.02	34075.83	33635.25
Transfer to General Reserve	—	—	—	—
Proposed Dividend on Equity Shares	—	—	—	—
Tax on Dividend	—	—	—	—
Surplus carried to Balance Sheet	23795.92	23349.02	34075.83	33635.25
Paid Up Equity Share Capital	2775.35	2775.35	2775.35	2775.35
Earnings Per share (Rs.10/- each)Basic & Diluted (in Rs.)	1.64	(13.59)	1.62	(13.60)

OPERATIONS AND STATE OF COMPANY'S AFFAIR

During the year, Company's total revenue stood at Rs. 15,063.03 Lakhs as compared to previous year figures Rs. 50,049.79 Lakhs. The same is due to lockdown/restrictive directions prevailed during most of the part of the financial year Covid-19 Pandemic. However your company succeeded in achieving a Net Profit for the year of Rs. 456.53 Lakhs as compared to previous year Net Loss of Rs. 3,773.06 Lakhs. Hence, even after impact of COVID-19 pandemic across the country, performance of your company can be termed as growing.

On a consolidated basis, the total revenue stood at Rs. 14,998.76 Lakhs as compared to previous year figures Rs. 50,565.72 Lakhs and net profit for the year stood at Rs. 449.23 Lakhs as compared to previous year net loss Rs. 3,777.21 Lakhs.

Your Company is under the good management guidance and control that help continued in achieving the targets of cutting down in the cost of operations and getting efficiency in this area by using better alternated resources/means.

IMPACT OF COVID-19 PANDEMIC

The raging pandemic is posing formidable and unprecedented challenges across the business value chain. The Corona virus (COVID-19) pandemic globally and in India is causing significant disturbance and slowdown of economic activity. In many countries, businesses have ceased or limited their operations for long or indefinite periods of time. Measures taken to contain the spread of the virus, including travel bans, quarantines, social distancing, and closures of non-essential services have triggered significant disruptions to businesses worldwide, resulting in an economic slowdown.

COVID-19 is significantly impacting business operation of the companies. On 24th March, 2020, the Government of India ordered a nationwide lockdown for 21 days which further got extended till 03rd May, 2020 to prevent community spread of COVID-19 in India resulting in significant reduction in economic activities. For the Company, the focus immediately shifted to ensuring the health and well-being of all stakeholders and strictly following government guidelines on health and safety.

INDIAN ACCOUNTING STANDARDS (IND AS)

As mandated by the Ministry of Corporate Affairs, the Company has adopted Indian Accounting Standards ("Ind AS") from 1st April, 2017. The financial statements of the Company for the financial year 2020-21 have been prepared in accordance with IND AS, prescribed under Section 133 of the Companies Act, 2013 read with the Companies (Indian Accounting Standards) Rules, 2015 and the other recognized accounting practices and policies to the extent applicable.

DIVIDEND

In a view of exploring new business opportunities and considering the necessity to conserve resources of the Company during this uncertain and difficult times due to the COVID-19 pandemic, the Directors, have not recommended any dividend for the financial year ended 31st March, 2021.

RESERVES

The Board of Directors has not proposed any amount for transfer to reserves for the year ended 31st March, 2021.

CHANGE IN NATURE OF BUSINESS

There was no change in the nature of business of the Company during the financial year ended 31st March, 2021.

SEGMENT-WISE BUSINESS PERFORMANCE:

TRADING BUSINESS

The trading business got adversely impacted due to Covid-19 pandemic conditions resulted in substantial difference in turnover from trading business, however which handsome margin booked a PBIT of Rs. 1212.13 lakhs as compared to losses incurred during last financial year. Your company is confident of increasing its trading turnover which will help in increase in profit from this segment. Your company is also confident of recovering maximum part of the provision made from debtors/advances, in the times to come.

REAL ESTATE BUSINESS

The performance of real estate segment of your company can be termed well in Covid-19 pandemic conditions which prevailed during the entire year. Post lockdown condition the realty sector is growing rapidly in tier-2 and tier-3 cities for residential spaces. The integrated township project 'Active Acres' at Kolkata by M/s. Mahakosh Property Developers, a partnership firm wherein your Company is partner with major stake, was successful in getting response from all segments of public even in tough conditions of pandemic. Out of 6 residential towers, 5 towers have been completed and only few units are left to be and handed over. Construction work of 6th tower having 276 residential units is in-progress. Thousands of happy and satisfied customers are already residing in the township. In addition to that one Commercial Tower is also completed with approx. 2,40,000 sq. ft. saleable area, various famous brands have already started their commercial activities on long term lease.

New project of the company comprising of service apartments and luxury residences in the name of 'One Rajarhat' at Kolkata with 320 apartments is performing well. Company has received a very good response and around 265 units have already been booked and remaining units are expected to be booked in short period.

MINING BUSINESS

Mining Business also performed satisfactory for the year under review though there is not much progress in the process of getting necessary permissions from forest and environment department for one major mineral mine having substantial area in Balaghat, M.P., however with the start of regular working in Governments offices, your company expects to expect to obtain necessary approval in next one year. Thereafter, operations from the said mine can be started. Your Company is optimistic of overcoming these hurdles. Better profitability and turnover is expected from mining activities in future.

NAMES OF COMPANIES WHICH HAVE BECOME OR CEASED TO BE ITS SUBSIDIARIES, JOINT VENTURES OR ASSOCIATE COMPANIES DURING THE YEAR

There are no companies which have become or ceased to be subsidiary, joint venture and / or associate of the company during the financial year 2020-21.

DETAILS RELATING TO DEPOSITS COVERED UNDER CHAPTER V OF THE COMPANIES ACT, 2013

The Company has not accepted any deposits from the public within the meaning of Section 73 of the Companies Act, 2013 read with the rules made thereunder.

The Company has not received any unsecured loan from director during the financial year.

TRANSFER TO INVESTOR EDUCATION AND PROTECTION FUND

There were no funds which were required to be transferred to Investor Education and Protection Fund during the year. The Company has designated Mr. Mayank Chadha as a Nodal Officer for the purpose of IEPF. The details of nodal officer are available on Company's website www.anikgroup.com.

SHARE CAPITAL

The Paid up Equity Share Capital as at 31st March, 2021 stood at Rs. 27,75,34,860/-. During the year under review, the Company has not raised any paid up share capital. The Company has not issued shares with differential voting rights nor has granted any stock option or sweat equity shares. As on 31st March, 2021, none of the Directors of the Company hold instruments convertible into equity shares of the Company.

CONSOLIDATED FINANCIAL STATEMENTS

In accordance with the provisions of Section 129(3) of the Companies Act, 2013 and Regulation 34 of the SEBI (Listing Obligations and Disclosure Requirements) Regulations, 2015, the Consolidated Financial Statements form part of this Annual Report. The Consolidated Financial Statements are prepared in accordance with the Indian Accounting Standards (IND AS) notified under Section 133 of the Companies Act, 2013 read with Companies (Accounts) Rules, 2014.



INSURANCE

All properties and insurable interests of the Company including Building and Plant & Machinery have been adequately insured.

HUMAN RESOURCE & INDUSTRIAL RELATIONS

Industrial relations were harmonious throughout the year. The Board wishes to place on record their sincere appreciation to the co-operation extended by all the employees in maintaining cordial relations.

CORPORATE GOVERNANCE AND MANAGEMENT DISCUSSION & ANALYSIS REPORT

A separate report on Corporate Governance in terms of SEBI (Listing Obligations and Disclosure Requirements) Regulations, 2015 forms integral part of this report. A certificate regarding compliance of conditions of Corporate Governance Report issued by Secretarial Auditor is attached separately to this report.

Management Discussion and Analysis Report for the year under report, as stipulated under the Companies Act, 2013 and Securities and Exchange Board of India (Listing Obligations and Disclosure Requirements) Regulations, 2015 is also presented in a separate section forming part of this Annual Report.

DIRECTOR'S RESPONSIBILITIES STATEMENT

To the best of their knowledge and belief, your Directors make the following statements in terms of section 134(3) (c) read with section 134(5) of the Companies Act, 2013:

- i) That in the preparation of the annual accounts for financial year ended 31st March, 2021; the applicable accounting standards have been followed along with proper explanation relating to material departures, if any;
- ii) That the Directors have selected such accounting policies and applied them consistently and made judgments and estimates that are reasonable and prudent so as to give a true and fair view of the state of affairs of the Company at the end of financial year and of the profit/loss of the Company for that period;
- iii) That the Directors have taken proper and sufficient care for the maintenance of adequate accounting records in accordance with the provisions of this Act for safeguarding the assets of the Company and for preventing and detecting fraud and other irregularities;
- iv) That the Directors have prepared the annual accounts on a going concern basis;
- v) That the Directors have laid down internal financial controls, which are adequate and are operating effectively;
- vi) That the Directors have devised proper systems to ensure compliance with the provisions of all applicable laws and that such systems were adequate and operating effectively.

DETAILS OF DIRECTORS AND KEY MANAGERIAL PERSONNEL INCLUDING THOSE WHO WERE APPOINTED OR HAVE RESIGNED DURING THE YEAR

Appointment:

Mr. Manish Shahra (DIN: 00230392), Chairman & Managing Director of the Company whose tenure of 5 years ended on 30th June, 2021 is again re-appointed as Chairman & Managing Director for the period of 3 years subject to approval of members in ensuing AGM.

Mr. Ashok Kumar Trivedi (DIN: 00350507), Whole-time Director of the Company whose tenure of 5 years ended on 31st March, 2021 is again reappointed as Whole-time Director for the period of 3 years subject to approval of members in ensuing AGM.

Mr. Ashok Kumar Trivedi (DIN: 00350507), Whole-time Director of the Company retires by rotation in accordance with the provisions of the Articles of Association of the Company and being eligible offer himself for re-appointment.

Details of the proposal for appointment/ re-appointment of Directors are mentioned in the Notice of the Annual General Meeting.

Mr. Mayank Chadha was appointed as the Company Secretary & Compliance Officer of the Company w.e.f. 23rd October, 2020 to fill the vacancy caused by resignation of Ms. Ishmita Walia w.e.f. 10th October, 2020.

Cessation:

Ms. Ishmita Walia has resigned from the post of Company Secretary and Compliance Officer of the Company w.e.f. 10th October, 2020. The Board appreciated the valuable services rendered by her during her tenure as key managerial personnel.

DECLARATION BY DIRECTORS:

During the year, declarations received from the Directors of the Company pursuant to Section 164 of the Companies Act, 2013. Board appraised the same and found that none of the director is disqualified holding office as director.

DECLARATION BY INDEPENDENT DIRECTORS AND RE-APPOINTMENT; IF ANY

All the Independent Directors have submitted their disclosures to the Board that they fulfill all the requirements as stipulated in Section 149(6) of the Companies Act, 2013 and the Listing Regulations, 2015 so as to qualify themselves to be appointed as Independent Directors under the provisions of the Companies Act, 2013 and the relevant rules.

In compliance with Rule 6(1) of the Companies (Appointment and Qualification of Directors) Rules, 2014 the IICA will conduct the Online Proficiency Self-Assessment through the Independent Director's Databank platform. The Independent Directors shall require passing the Online Proficiency Test. In among 3 Independent Directors of the Company, 2 Independent Directors are exempt for passing Online Proficiency Test and rest one Independent Director have confirmed that he will appear in the Online Proficiency Test.

DISCLOSURE UNDER RULE 8(5) OF COMPANIES (ACCOUNTS) RULES, 2014

No application has been made under the Insolvency and Bankruptcy Code; hence the requirement to disclose the details of application made or any proceeding pending under the Insolvency and Bankruptcy Code, 2016 (31 of 2016) during the year along with their status as at the end of the financial year is not applicable. The requirement to disclose the details of difference between amount of the valuation done at the time of onetime settlement and the valuation done while taking loan from the Banks or Financial Institutions along with the reasons thereof, is not applicable.

LISTING OF SHARES

The equity shares of the Company are listed on the National Stock Exchange of India Ltd. (NSE) and the BSE Limited (BSE). The listing fee for the year 2021-22 has already been paid to both the Stock Exchanges.

SUBSIDIARIES, JOINT VENTURES AND ASSOCIATES

As on 31st March, 2021, Company has one subsidiary company i.e. Revera Milk & Foods Private Limited. Your Company holds 86.61% holdings in Revera Milk & Foods Private Limited & one associate firm i.e. M/s Mahakosh Property Developer, a partnership firm. Your company holds 21% holdings in M/s Mahakosh Property Developer.

Pursuant to the provisions of Section 129, 134 and 136 of the Companies Act, 2013 read with rules framed there under and Regulation 33 of the SEBI Listing Regulations, 2015 the Company had prepared consolidated financial statements of the Company and its subsidiary and a separate statement containing the salient features of financial statement of subsidiary in Form AOC-1 is given in the “*Annexure A*” which forms part of this Annual Report.

In accordance with Section 136 of the Companies Act, 2013, the audited financial statements, including the consolidated financial statements and related information of the Company and audited accounts of its subsidiary, are available on our website, www.anikgroup.com. These documents will also be available for inspection till the date of the AGM during business hours at our registered office of the Company.

NUMBER OF MEETINGS OF THE BOARD OF DIRECTORS

During the Financial Year 2020-21, the Board of Directors of the Company, met 6 (Six) times on 10th June, 2020, 29th August, 2020, 15th September, 2020, 23rd October, 2020, 13th November, 2020 & 12th February, 2021.

Pursuant to the requirements of Schedule IV to the Companies Act, 2013 and the SEBI (Listing Obligations and Disclosure Requirements) Regulations, 2015 and upholding the good norms of Corporate Governance, separate Meetings of the Independent Directors of the Company were also held on 30th September, 2020, without the presence of Non-Independent Directors and members of the management, to review the performance of Non-Independent Directors and the Board as a whole, the performance of the Chairperson of the company, taking into account the views of Executive Directors, Non-Executive Non-Independent Directors and also to assess the quality, quantity and timeliness of flow of information between the Company management and the Board.

The intervening gap between any two Meetings was within the period prescribed under the Companies Act, 2013.

CODE OF CONDUCT

The Company has laid down a code of conduct for all Board members and Senior Management and Independent Directors of the Company. All the Board members including Independent Directors and Senior Management Personnel have affirmed compliance with the code of conduct. Declaration on adherence to the code of conduct is forming part of the Corporate Governance Report.

BOARD EVALUATION

The Board of Directors has carried out an annual evaluation of its own performance, board committees, and individual directors pursuant to the provisions of the Act, SEBI Listing Regulations, 2015 and the Guidance Note on Board Evaluation issued by the Securities and Exchange Board of India on 05th January, 2017.

The Board has carried out an annual performance evaluation of its own performance, the directors individually as well as the evaluation of the working of its Committees. The evaluation of all the directors and the Board as a whole was conducted based on the criteria and framework adopted by the Board. The performance evaluation of the Independent Directors was carried out by the entire Board. The performance evaluation of the Chairman and the Non Independent Directors was carried out by the Independent Directors who also reviewed the performance of the Secretarial Department. The Directors expressed their satisfaction with the evaluation process.

FAMILIARIZATION PROGRAMME

Details of the programmes for familiarization of the Independent Directors with the Company, their roles, rights, responsibilities in the Company, nature of the industry in which the Company operates, business model of the Company, etc. are available on the website of the Company at the link: http://www.anikgroup.com/upload/investors_file/CTI1620926351.pdf.

INTERNAL FINANCIAL CONTROLS

The Company has in place adequate internal financial controls with reference to financial statements and during the year, no reportable material weaknesses in the design or operation were observed.

PARTICULARS OF LOANS, GUARANTEES OR INVESTMENTS

Company has not given any loans or guarantees or made investment beyond the limits mentioned under the provisions of Section 186 of the Companies Act, 2013

MATERIAL CHANGES AND COMMITMENTS, IF ANY, AFFECTING THE FINANCIAL POSITION OF THE COMPANY WHICH HAVE OCCURRED BETWEEN THE END OF THE FINANCIAL YEAR OF THE COMPANY TO WHICH THE FINANCIAL STATEMENTS RELATE AND THE DATE OF THE REPORT

No material changes and commitments affecting the financial position of the Company occurred between the end of the financial year to which these financial statements relate and the date of this Report.

CONSERVATION OF ENERGY, TECHNOLOGY ABSORPTION AND FOREIGN EXCHANGE EARNINGS/ OUTGO

The information on conservation of energy, technology absorption and foreign exchange earnings and outgo stipulated under Section 134(3)(m) of the Companies Act, 2013 read with Rule 8 of The Companies (Accounts) Rules, 2014, are given in the “*Annexure B*” forming part of this report.



DETAILS PURSUANT TO SECTION 197(12) OF THE COMPANIES ACT, 2013

Disclosure pertaining to remuneration and other details as required under Section 197(12) of the Companies Act, 2013 read with rule 5(1) of the Companies (Appointment and Remuneration of Managerial Personnel) Rules 2014, are given in the “Annexure C” forming part of this report.

During the year under review, none of the employee of the company is drawing more than Rs.1,02,00,000/- per annum or Rs. 8,50,000/- per month for the part of the year. The information required under Rule 5(2) and (3) of The Companies (Appointment and Remuneration of Managerial Personnel) Rules, 2014, is provided in the Annexure forming part of this Report. In terms of the first provision to Section 136 of the Act, the Report and Accounts are being sent to the Members excluding the aforesaid Annexure. Any Member interested in obtaining the same may write to the Company Secretary at the Registered Office of the Company.

Further, none of directors is drawing any remuneration or commission from any subsidiary or associate companies.

NOMINATION AND REMUNERATION POLICY OF DIRECTORS, KEY MANAGERIAL PERSONNEL AND OTHER EMPLOYEES

As per the provisions of Section 178 of the Companies Act, 2013, the Board of Directors has approved a policy which lays down a framework in relation to appointment and remuneration of Directors, Key Managerial Personnel and other employees of the Company. The Policy broadly lays down the guiding principles, philosophy and the basis for payment of remuneration to Directors, Key Managerial Personnel and other employees. The policy also provides the criteria for determining qualifications, positive attributes and Independence of Director and criteria for appointment of Key Managerial Personnel / Senior Management while making selection of the candidates. The above policy is available on the website of the Company at www.anikgroup.com.

AUDIT COMMITTEE

The details pertaining to composition of Audit Committee are included in the Corporate Governance Report, which forms part of this report. All the recommendations made by the Audit Committee were accepted by the Board.

VIGIL MECHANISM / WHISTLE BLOWER POLICY

The Company has a Vigil Mechanism which also incorporates a Whistle Blower Policy in line with the provisions of the Companies Act, 2013 and the Regulation 22 of the SEBI (Listing Obligations and Disclosure Requirements) Regulations, 2015 to report genuine concerns or grievances. The Vigil Mechanism/ Whistle Blower Policy may be accessed on the Company's website i.e. www.anikgroup.com.

RISK MANAGEMENT

Pursuant to section 134(3)(n) of the Companies Act, 2013 & Regulation 17(9) of the SEBI (Listing Obligations and Disclosure Requirements) Regulations, 2015, the Board of the Company has formed a Risk Management Committee to frame, implement and monitor the Risk Management Plan for the Company. The details of risk have been covered in the Management Discussion and Analysis Report forming part of the Boards report.

PARTICULARS OF CONTRACT OR ARRANGEMENT WITH RELATED PARTIES

All the related party transactions entered into during the financial year were on an arm's length basis and were in the ordinary course of business. None of the transactions with related parties fall under the scope of Section 188(1) of the Companies Act, 2013 (the “Act”). Accordingly, the disclosure of related party transactions as required under Section 134(3) (h) of the Act in the prescribed Form AOC-2 is not applicable to the Company and hence does not form part of this report.

The Policy on materiality of related party transactions and dealing with related party transactions as approved by the Board may be accessed on the Company's website at the link http://www.anikgroup.com/upload/investors_file/CTI1620926506.pdf.

A statement showing the disclosure of transactions with related parties as required under IND AS-24 is set out under Note-38 to the standalone financial statements.

CORPORATE SOCIAL RESPONSIBILITY (CSR)

The Company has constituted a CSR Committee in accordance with Section 135 of the Companies Act, 2013. For other details regarding the CSR Committee, please refer to the Corporate Governance Report, which is a part of this report.

The Company has incurred operational as well as net Loss during the three immediately preceding financial years and hence the requirement of compulsory CSR expenditure on CSR activities during the financial year under review is not applicable.

The said Committee has developed a Policy on CSR, which has been approved by the Board of Directors. The CSR Policy may be accessed on the Company's website at the link http://www.anikgroup.com/upload/csr_file/CTI1624079994.pdf.

The Annual Report on CSR activities is attached as “Annexure D” forming part of this report.

AUDITORS & AUDITORS REPORT

A. STATUTORY AUDITORS

As per the provisions of Section 139(1) of the Act, the Company had appointed M/s. S.N. Gadiya & Co. Chartered Accountants (Firm Registration No. 02052C), as Statutory Auditors for a period of 5 (Five) years in the Annual General Meeting of the company held on 28th September 2019.

Your company has received a certificate from auditors confirming their eligibility to continue as Auditors of the Company in terms of provisions of Section 141 of the Companies Act, 2013 and the Rules framed thereunder. They have also confirmed that they hold a valid certificate as required under the provisions of Regulation 33 of the SEBI Listing Regulations, 2015.

The notes referred to by the Auditors in their Report are self explanatory and hence do not require any explanation.

Further, there was no fraud in the Company, which was required to report by statutory auditors of the Company under sub-section (12) of Section 143 of Companies Act, 2013.

STATUTORY AUDITORS' REPORT

The observations of Statutory Auditor in its reports on standalone and consolidated financials are self-explanatory and therefore do not call for any further comments.

The company has defaulted in repayment of dues to Bank, details are as under:

Particulars	Amount (in lakhs) of default as at the balance sheet date	Period of Default	Remarks if any
Punjab National Bank	3380.66	From March, 2020 to March, 2021	LC devolved
Punjab National Bank	575.58	From March, 2020 to March, 2021	Interest on LC devolved

EXPLANATION OF BOARD OF DIRECTORS:

The Company has made default during the year 2020-21 due to the adverse impact of the COVID-19 on the company's operations and stretched liquidity profile leading to delays in debt servicing along with cash losses financial problem. The management of the Company has trying to regularize the Account.

DETAILS IN RESPECT OF FRAUDS REPORTED BY AUDITORS

There were no instances of fraud reported by the auditors.

B. SECRETARIAL AUDITORS

Pursuant to the provisions of Section 204 of the Companies Act, 2013 and rules made thereunder, the Company has appointed M/s Ajit Jain & Co., Practicing Company Secretary to undertake the Secretarial Audit of the Company for the financial year 2020-21. The Secretarial Audit Report for the financial year 2020-21 is annexed herewith as "Annexure E" forming part of this report.

ANNUAL SECRETARIAL AUDIT REPORT

The comments referred to by the Secretarial Auditors in their Report are self explanatory except the following:

SECRETARIAL AUDITORS COMMENT:

1. Company submitted financial results for the quarter and year ended 31st March, 2020 after due date with Stock Exchange under Regulation 33 of SEBI (Listing Obligations and Disclosure Requirements) Regulation, 2015.
2. Company submitted financial results for the quarter ended 30th June, 2020 after due date with Stock Exchange under Regulation 33 of SEBI (Listing Obligations and Disclosure Requirements) Regulation, 2015.
3. Company submitted the Annual Report for the financial year 2020 after due date with Stock Exchange under Regulation 34 of SEBI (Listing Obligations and Disclosure Requirements) Regulation, 2015.
4. One Promoter sold the shares while trading window was closed.

Explanation of Board of Directors:

1. For the quarter and year ended 31st March, 2020, the financial results could not be submitted within time because of the damages caused in server of our company due to some technical issues resulting in loss of substantial financial data; National Stock Exchange of India Limited has considered the request and refunds the amount. However, the application of refund is pending with BSE Ltd;
2. For the quarter ended 30th June, 2020, the financial results could not be submitted within time because of the damages caused in server of our company due to some technical issues resulting in loss of substantial financial data;
3. Due to the loss of substantial financial data, the company was unable to retrieve the financial data, resulting in delay in compilation of Annual Report. The Company submitted the request for waiver of fine and National Stock Exchange of India Limited has considered the request and refunds the amount. However, the application of refund is pending with BSE Ltd;
4. Company intimated to Stock Exchanges for violations.

ANNUAL SECRETARIAL COMPLIANCE REPORT

A Secretarial Compliance Report for the financial year ended 31st March, 2021 on compliance of all applicable SEBI Regulations and circulars/guidelines issued thereunder, was obtained from M/s Ajit Jain & Co., Practicing Company Secretary appointed as Secretarial Auditor and submitted to both the stock exchanges.

C. COST AUDITORS

The Company does not fall within the provisions of section 148 of Companies Act, 2013 read with Companies (Cost records & Audit) Rules, 2014, therefore no such records are required to be maintained and company was not required to appoint cost Auditor for the Financial Year 2020-21.

D. INTERNAL AUDITORS

The Board has appointed M/s Mayank Chandak & Associates (Firm Registration Number: 016689C), as Internal Auditor of the company for the financial year 2020-21 and takes his suggestions and recommendations to improve and strengthen the internal control systems.

The Audit Committee reviews adequacy and effectiveness of the Company's internal control environment and monitors the implementation of audit recommendations.

PREVENTION OF INSIDER TRADING

The Board of Directors has adopted the code as per SEBI (Prohibition of Insider Trading) Regulations, 2015; The Details of the said code is available on website of the Company at the link: http://www.anikgroup.com/upload/investors_file/CTI1622627600.pdf.

**BUSINESS RESPONSIBILITY REPORT**

The Business Responsibility Reporting as required under Regulation 34(2) of the SEBI (Listing Obligations & Disclosure Requirements) Regulations, 2015, is not applicable to your Company for the financial year ending 31st March, 2021.

SIGNIFICANT AND MATERIAL ORDERS

There are no significant and material orders passed by the regulator or courts or tribunals impacting the going concern status of the Company and future operations.

COMPLIANCE WITH SECRETARIAL STANDARDS

The Company complies with all applicable mandatory secretarial standards issued by the Institute of Company Secretaries of India.

IMPLEMENTATION OF CORPORATE ACTION

During the year under review, the Company has not failed to implement any Corporate Actions within the specified time limit.

CREDIT RATING

Credit rating obtained along with revisions thereto for bank facilities of the Company during FY 2020-21 as under:

SN.	Rating Agency	Facilities	Tenure	Credit Rating as 31 st March, 2020	Credit Rating revised on 27 th July, 2020	Reason for downgrade in credit ratings
1.	Brickwork Ratings	Fund Based	Long Term	BWR BB/Negative (Downgraded) Issure not Cooperating*	BWR D (Downgraded) Issure not Cooperating*	The reasons for downgrade in Credit Ratings of the Company is based on the company's filing on the stock exchange dated 13 th June 2020 indicating adverse impact of the COVID-19 on the company's operations and stretched liquidity profile leading to delays in debt servicing alongwith cash losses reported for FY 2020 (9M) [provisional] and FY 2019, the outstanding rating of the company has been further downgraded to default rating under the 'Issuer Not Cooperating' category
2.	Brickwork Ratings	Fund Based	Short Term	BWR BB/Negative (Downgraded) Issure not Cooperating*	BWR D (Downgraded) Issure not Cooperating*	

ANNUAL RETURN

As per the provisions of section 92(3) read with section 134(3) (a) of the Act, the Annual Return as on 31st March, 2021 in the prescribed form no. MGT-7 is available on the website of the Company and link of the same is www.anikgroup.com.

DISCLOSURE UNDER THE SEXUAL HARASSMENT OF WOMEN AT WORKPLACE (PREVENTION, PROHIBITION AND REDRESSAL) ACT, 2013

The Company has in place an Anti harassment policy in line with the requirements of the Sexual Harassment of Women at Workplace (Prevention, Prohibition and Redressal) Act, 2013. All employees (permanent, contractual, temporary, trainees) are covered under the policy. An Internal Complaints Committee (ICC) has also been set up to redress complaints received on sexual harassment. There was no complaint received from any employee during the financial year 2020-21 and hence no complaint is outstanding as on 31st March, 2021 for redressal.

OTHER DISCLOSURES

There are no shares held by trustees for the benefit of employees and hence no disclosure under Rule 16(4) of the Companies (Share Capital and Debentures) Rules, 2014 has been furnished.

ACKNOWLEDGEMENTS

The Directors wish to convey their appreciation to all of the employees of the Company for their enormous personal efforts as well as their collective contribution during the year. The Directors would also like to thank the shareholders, customers, suppliers, bankers, financial institutions and all other business associates for their continuous support given to the Company and their confidence in the management.

For and on behalf of the Board of Directors

MANISH SHAHRA

Chairman & Managing Director

DIN: 00230392

Place : Indore

Dated: 30th July, 2021

Form AOC-1

(Pursuant to first proviso to sub-section (3) of section 129 read with rule 5 of Companies (Accounts) Rules, 2014)

**Statement containing salient features of the financial statement of
Subsidiaries or Associate Companies or Joint Ventures**
Part "A": Subsidiaries

(₹ in Lakhs)

S. No.	Particulars	Details
1	Name of the subsidiary	REVERA MILK & FOODS PRIVATE LIMITED
2	The date since when subsidiary was acquired	10-01-2017
3	Reporting period for the subsidiary concerned, if different from the holding company's reporting period	N.A.
4	Reporting currency and Exchange rate as on the last date of the relevant Financial year in the case of foreign subsidiaries	N.A.
5	Share capital	90.00
6	Reserves & surplus	13693.59
7	Total assets	13822.92
8	Total Liabilities	13822.92
9	Investments	Nil
10	Turnover	Nil
11	Profit/Loss before taxation	(7.31)
12	Provision for taxation	Nil
13	Profit/ Loss after taxation	(7.31)
14	Proposed Dividend	Nil
15	% of shareholding	86.61%

- Names of subsidiaries which are yet to commence operations – NIL
- Names of subsidiaries which have been liquidated or sold during the year. - NIL

Part "B": Associate & Joint Venture

Statement pursuant to Section 129 (3) of the Companies Act, 2013 related to Associate Companies and Joint Ventures: (₹ in Lakhs)

Name of associates/Joint Ventures	Mahakosh Property Developers
1. Latest audited Balance Sheet Date	31-03-2021
2. Date on which the Associate was associated or acquired	31-03-2010
3. Shares of Associate/Joint Ventures held by the company on the year end	
No.	N.A.
Amount of Investment in Associates/Joint Venture	4343.80
Extend of Holding%	21%
4. Description of how there is significant influence	Company is holding 21% of the ownership interest
5. Reason why the associate/joint venture is not consolidated	N.A.
6. Net worth attributable to shareholding as per latest audited Balance Sheet	5014.00
7. Profit/Loss for the year	
i. Considered in Consolidation	64.27
ii. Not Considered in Consolidation	-

For and on behalf of the Board of Directors

 For S.N. GADIYA & CO.,
Chartered Accountants
Firm Regn. No. 02052C

MANISH SHAHRA
Chairman & Managing Director
DIN : 00230392

ASHOK KUMAR TRIVEDI
Whole Time Director
DIN : 00350507

CA SATYANARAYAN GADIYA
Membership No.071229

CS MAYANK CHADHA
Company Secretary

GAUTAM JAIN
Chief Financial Officer

 Place: Indore
Date: 30th July, 2021



ANNEXURE 'B'

Information as per section 134(3)(m) of the Companies Act, 2013 read with Rule 8 of the Companies (Accounts) Rules, 2014 for the year ended 31st March, 2021 are as under.

(A) Conservation of energy:

(i) The steps taken or impact on conservation of energy:

Although energy is not a major element of the cost for the Company, constant endeavours have been made to conserve energy and consequently minimize power and diesel costs. Company also installed LED lighting for power saving and replaced Halogen and Incandescent lamp with energy efficient T5 florescent and LED lights.

(ii) The steps taken by the Company for utilizing alternate sources of energy:

Power requirement of company is too low to utilize alternate sources of energy at the current situation.

(iii) The capital investment on energy conservation equipments:

No Capital investment on energy conservation equipments during the year 2020-21.

(B) Technology absorption:

(i) The efforts made towards technology absorption: NIL

(ii) The benefits derived like product improvement, cost reduction, product development or import substitution: NA

(iii) In case of imported technology (imported during the last three years reckoned from the beginning of the financial year):

The Company's operations do not require import of technology.

(iv) The expenditure incurred on Research and Development:

No expenses have been incurred on Research and Development during the year 2020-21.

(C) Foreign exchange earnings and Outgo:

During the year under review, the foreign exchange outgo was Rs.657.17 Lakhs (Prev. Year Rs. 2507.78 Lakhs) and the foreign exchange earnings on exports was Rs. 687.80 Lakhs (Prev. Year Rs. 42.23 Lakhs).

For and on behalf of the Board of Directors

MANISH SHAHRA

Chairman & Managing Director

DIN: 00230392

Place : Indore

Dated: 30th July, 2021

ANNEXURE 'C'

DISCLOSURE PERTAINING TO REMUNERATION AND OTHER DETAILS AS REQUIRED UNDER SECTION 197(12) OF THE COMPANIES ACT, 2013 READ WITH RULE 5(1) OF THE COMPANIES (APPOINTMENT AND REMUNERATION OF MANAGERIAL PERSONNEL) RULES 2014:

- (i) The ratio of the remuneration of each director to the median remuneration of the employees of the Company for the financial year:

Sr. No.	Name of Directors	Ratio of median remuneration
Executive Director		
1.	Mr. Manish Shahra, Chairman & Managing Director	0.584
2.	Mr. Ashok Kumar Trivedi, Wholetime Director	0.487
3.	Mr. Shivam Asthana, Wholetime Director	2.349
Non-Executive Directors		
4.	Mr. Vijay Rathi, Independent Director	0.040
5.	Mr. Nilesh Jagtap, Independent Director	0.043
6.	Mrs. Amrita Koolwal, Independent Director	0.045

Note: The calculations of Non Executive-Independent Directors are done on the basis of Sitting Fees only.

- (ii) The percentage increase in remuneration of each director, Chief Financial Officer, Chief Executive Officer, Company Secretary or Manager, if any, in the financial year:

Sr. No.	Names	% increase in the remuneration in the financial year 2020-21
1.	Mr. Manish Shahra (Chairman & Managing Director)	-5.80
2.	Mr. Ashok Kumar Trivedi (Whole-time Director)	-2.50
3.	Mr. Shivam Asthana (Whole-time Director)	-0.33
4.	Mr. Vijay Rathi (Independent Director)	-20.00
5.	Mr. Nilesh Jagtap (Independent Director)	-11.48
6.	Mrs. Amrita Koolwal (Independent Director)	-17.46
7.	Mr. Gautam Jain (Chief Financial Officer)	-5.24
8.	Mr. Mayank Chadha (Company Secretary)*	NA
9.	Ms. Ishmita Walia (Company Secretary)**	NA

Note: The calculations of Non Executive-Independent Directors are done on the basis of Sitting Fees only.

*Mr. Mayank Chadha appointed on 23/10/2020

**Ms. Ishmita Walia resigned on 10/10/2020

- (iii) The percentage increase in the median remuneration of employees in the financial year: 9.91%
- (iv) The number of permanent employees on the rolls of Company:
(As on 31.03.2021): 49
- (v) Average percentile increase already made in the salaries of employees other than the managerial personnel in the last financial year and its comparison with the percentile increase in the managerial remuneration and justification thereof and point out if there are any exceptional circumstances for increase in the managerial remuneration:
The average percentile decrease made in the salaries of employees other than the managerial personnel in the last financial year i.e. 2020-21 was -8.07% whereas the percentile decrease in the managerial remuneration for the same financial year was -3.47%.
- (vi) **Affirmation that the remuneration is as per the remuneration policy of the Company.**
It is affirmed that remuneration is as per the remuneration policy of the Company.

Note:

- Gross Remuneration includes salary, allowances, contribution towards P.F. and perquisites.
- The nature of employment is permanent in all the above cases.

For and on behalf of the Board of Directors

MANISH SHAHRA
Chairman & Managing Director
DIN: 00230392

Place : Indore
Dated: 30th July, 2021

**ANNEXURE 'D'****ANNUAL REPORT ON CORPORATE SOCIAL RESPONSIBILITY (CSR) ACTIVITIES FOR THE YEAR 2020-21****1. A brief outline of the Company's CSR policy, including overview of projects or programmes proposed to be undertaken and a reference to the web-link to the CSR policy and projects or programmes:**

Corporate Social Responsibility is strongly connected with the principles of sustainability; an organization should make decisions based not only on financial factors, but also on the social and environmental consequences.

Anik Industries Ltd. has always been committed to the cause of social service and has repeatedly channelized a part of its resources and activities such that it positively affects the society socially, ethically and also environmentally. The Company endeavors to make CSR a key business process for sustainable development. Our Company is committed towards aligning with nature, and has adopted eco-friendly practices.

Schedule VII of the Companies Act, 2013, contains the activities which may be considered as eligible for CSR activities. Anik Industries Ltd. may undertake one or more project/s under any or all of the following areas or such other area that may, under the law for the time being in force, be permissible:-

- i. Eradicating hunger, poverty and malnutrition, promoting healthcare including preventive health care and sanitation including contribution to the Swach Bharat Kosh set-up by the Central Government for the promoting of sanitation and making available safe drinking water;
- ii. Promoting education, including special education and employment enhancing vocation skills especially among children, women, elderly and the differently abled and livelihood enhancement projects;
- iii. Promoting gender equality, empowering women, setting up homes and hostels for women and orphans; setting up old age homes, day care centers and such other facilities for senior citizens and measures for reducing inequalities faced by socially and economically backward groups;
- iv. Ensuring environmental sustainability, ecological balance, protection of flora and fauna, animal welfare, agro-forestry, conservation of natural resources and maintaining quality of soil, air and water including contribution to the Clean Ganga Fund set-up by the Central Government for rejuvenation of river Ganga;
- v. Protection of national heritage, art and culture including restoration of buildings and sites of historical importance and works of art; setting up public libraries; promotion and development of traditional arts and handicrafts;
- vi. Measures for the benefit of armed forces veterans, war widows and their dependents;
- vii. Training to promote rural sports, nationally recognized sports, and Olympic sports;
- viii. Contribution to the Prime Minister's National Relief Fund or any other fund set up by the Central Government for socio-economic development and relief and welfare of the Schedule Castes, the Schedule Tribes, other backward classes, minorities and women;
- ix. Contribution to incubators funded by Central Government or State Government or any agency or Public Sector Undertaking of Central Government or State Government, and contributions to public funded Universities, Indian Institute of Technology (IITs), National Laboratories and Autonomous Bodies (established under the auspices of Indian Council of Agricultural Research (ICAR), Indian Council of Medical Research (ICMR), Council of Scientific and Industrial Research (CSIR), Department of Atomic Energy (DAE), Defence Research and Development Organisation (DRDO), Department of Science and Technology (DST), Ministry of Electronics and Information Technology) engaged in conducting research in science, technology, engineering and medicine aimed at promoting Sustainable Development Goals (SDGs);
- x. Rural development projects;
- xi. Slum area development;
Explanation.- For the purposes of this item, the term 'slum area' shall mean any area declared as such by the Central Government or any State Government or any other competent authority under any law for the time being in force.
- xii. Disaster management, including relief, rehabilitation and reconstruction activities.
The CSR Policy may be accessed on the Company's website at the link http://www.anikgroup.com/upload/csr_file/CTI1624079994.pdf.

2. The composition of the CSR Committee (As on 31st March, 2021):

The present composition of CSR committee is as below:

Sr. No.	Name of Director	Designation
1.	Mr. Manish Shahra	Chairman
2.	Mr. Vijay Rathi	Member
3.	Mrs. Amrita Koolwal	Member
4.	Mr. Nilesh Jagtap	Member

3. Provide the details of Impact assessment of CSR projects carried out in pursuance of sub-rule (3) of rule 8 of the Companies (Corporate Social Responsibility Policy) Rules, 2014, if applicable (attach the report). : Not Applicable
4. Details of the amount available for set off in pursuance of sub-rule (3) of rule 7 of the Companies (Corporate Social Responsibility Policy) Rules, 2014 and amount required for set off for the financial year, if any.: Not Applicable
5. Average net profit of the Company for last three financial years for the purpose of computation of CSR: NA*
6. (a) Two percent of average net profit of the Company as per Section 135(5): N.A.

BOARD'S REPORT



- (b) Surplus arising out of the CSR projects or programmes or activities of the previous financial years. N. A.
 (c) Amount required to be set off for the Financial Year, if any. N. A.
 (d) Total CSR obligation for the financial year (6a + 6b - 6c). NIL

*The Company has incurred operational as well as net Loss during the three immediately preceding financial years and hence the requirement of compulsory CSR expenditure on CSR activities during the financial year under review is not applicable.

7. Manner in which the amount spent during the financial years:

(₹ in Lakhs)

Sr. No.	CSR Project or activity identified	Sector in which the Project is covered	Projects or programs (1)Local area or other (2)Specify the State and district where projects or programs were undertaken	Amount outlay (budget) projects or programs wise	Amount spent on the projects or programs Sub-heads: (1)Direct expenditure on projects or programs (2)Overheads	Cumulative expenditure upto the reporting period	Amount spent: Direct or through implementing agency
NA							

8. (a). Details of unspent CSR amount for the preceding three financial years:

(₹ in Lakhs)

Sr. No.	Preceding Financial Year	Amount Transferred to Unspent CSR Account under Section 135(6) (in Rs.)	Amount Spent in the reporting Financial Year (In Rs.)	Amount transferred to any fund specified under Schedule VII as per section 135(6), if any.			Amount remaining to be spent in succeeding financial years (In Rs.)
				Name of the Fund	Amount (In Rs.)	Date of transfer	
NOT APPLICABLE							

(b). Details of CSR amount spent in the financial year for ongoing projects of the preceding financial year (s):

Sr. No.	Project ID	Name of the Project	Financial Year in Which the Project was commenced	Project Duration	Total amount allocated for the project (In Rs.)	Amount spent on the project in the reporting Financial Year (In Rs.)	Cumulative amount spent at the end of reporting Financial Year (In Rs.)	Status of the Project Completed / Ongoing
NOT APPLICABLE								

9. Specify the reason (s), if company has failed to spend the two per cent of the average net profit as per Section 135(5) – N.A.

Note: The Company's liability of spending CSR Amount is NIL for the past years, as there was a computation mistake due to oversight and mistakenly CSR liabilities was shown during the Financial Year 2017-18, 2018-19 & 2019-20, however, during these years, the average net profit calculated as per Section 198 of the Companies Act, 2013 was negative, therefore, no CSR Liability arises during that period.

MANISH SHAHRA
Chairman, CSR Committee

Place : Indore
Dated: 30th July, 2021



FORM NO. MR-3
SECRETARIAL AUDIT REPORT
FOR THE FINANCIAL YEAR ENDED 31.03.2021

[Pursuant to section 204(1) of the Companies Act, 2013 and rule 9 of the Companies (Appointment and Remuneration of Managerial Personnel) Rules, 2014]

To,
The Members,
Anik Industries Limited
(CIN: L24118MH1976PLC136836)
610, TULSIANI CHAMBERS, NARIMAN POINT,
MUMBAI (Maharashtra)- 400 021

We have conducted the Secretarial Audit of the compliance of applicable statutory provisions and the adherence to good corporate practices by **Anik Industries Limited** (hereinafter called the Company) having **CIN: L24118MH1976PLC136836**. Secretarial Audit was conducted in a manner that provided us a reasonable basis for evaluating the corporate conducts/statutory compliances and expressing my opinion thereon.

Based on our verification of the Company's books, papers, minute books, forms and returns filed and other records maintained by the Company and also the information provided by the Company, its officers, agents and authorized representatives during the conduct of Secretarial Audit, we hereby report that in our opinion, the Company has, during the audit period covering the financial year 01st April, 2020 to 31st March, 2021, complied with the statutory provisions listed hereunder and also that the Company has proper Board-processes and compliance-mechanism in place to the extent, in the manner and subject to the reporting made hereinafter:

We have examined the books, papers, minute books, forms and returns filed and other records maintained by Anik Industries Limited ("the Company") for the financial year ended on 31st March, 2021 according to the provisions of:

- (i) The Companies Act, 2013 (the Act) and the rules made thereunder;
- (ii) The Securities Contracts (Regulation) Act, 1956 ('SCRA') and the rules made thereunder;
- (iii) The Depositories Act, 1996 and the Regulations and Bye-laws framed thereunder;
- (iv) Foreign Exchange Management Act, 1999 and the rules and regulations made thereunder to the extent of Foreign Direct Investment, Overseas Direct Investment and External Commercial Borrowings;
- (v) The following Regulations and Guidelines prescribed under the Securities and Exchange Board of India Act, 1992 ('SEBI Act'):-
 - (a) The Securities and Exchange Board of India (Substantial Acquisition of Shares and Takeovers) Regulations, 2011;
 - (b) The Securities and Exchange Board of India (Prohibition of Insider Trading) Regulations, 2015;
 - (c) The Securities and Exchange Board of India (Issue of Capital and Disclosure Requirements) Regulations, 2009;
 - (d) The Securities and Exchange Board of India (Employee Stock Option Scheme and Employee Stock Purchase Scheme) Guidelines, 1999 (**Not applicable to the Company during the audit period**);
 - (e) The Securities and Exchange Board of India (Issue and Listing of Debt Securities) Regulations, 2008 (**Not applicable to the Company during the audit period**);
 - (f) The Securities and Exchange Board of India (Registrars to an Issue and Share Transfer Agents) Regulations, 1993 as applicable;
 - (g) The Securities and Exchange Board of India (Delisting of Equity Shares) Regulations, 2009 (**Not applicable to the Company during the audit period**); and
 - (h) The Securities and Exchange Board of India (Buyback of Securities) Regulations, 1998 (**Not applicable to the Company during the audit period**);
- (vi) Other applicable laws:
 - (a) The Real Estate (Regulation and Development) Act, 2016;
 - (b) The Electricity Act, 2003

We have also examined compliance with the applicable clauses of the following:

- (i) Secretarial Standards issued by the Institute of Company Secretaries of India.
- (ii) The Securities and Exchange Board of India (Listing Obligations and Disclosure requirements) Regulations, 2015.

During the period under review the Company has complied with the provisions of the Act, Rules, Regulations, Guidelines, Standards, etc. mentioned above except in respect of matters specified below:-

BOARD'S REPORT



Sr. No.	Compliance Requirement (Regulations/ circulars / guidelines including specific clause)	Deviations	Observations/ Remarks of the Practicing Company Secretary
1	Regulation 33 of SEBI (Listing obligations and Disclosure Requirements) Regulation, 2015	The Audited Financial Results for the Quarter and year ended 31 st March, 2020 was not submitted within 60 Days from the end of the Financial Year.	Company submitted audited financial results for the quarter and year ended 31 st March, 2020 after due date.
2	Regulation 33 of SEBI (Listing obligations and Disclosure Requirements) Regulation, 2015	The Un-audited Financial Results for the Quarter ended 30 th June, 2020 was not submitted within time	Company submitted un-audited financial results for the quarter ended 30 th June, 2020 after due date.
3	Regulation 34 of SEBI (Listing obligations and Disclosure Requirements) Regulation, 2015	The Annual Report for the Financial Year ended 31 st March, 2020 was not submitted to Stock Exchange within stipulated time.	Company submitted the Annual Report for the financial year ended 31 st March, 2020 after due date.
4	Intimation regarding violation of Regulation 5 of SEBI (Prohibition of Insider Trading) Regulations, 2015	One Promoter sold the shares while trading window was closed.	Company intimated to Stock Exchanges.

As per the Auditor's Report the Company has defaulted in repayment of dues to Bank, details are as under:

Particulars	Amount (Rs. In lakhs) of default as at the balance sheet date	Period of Default	Remarks if any
Punjab National Bank	3380.66	From March 2020 to March 2021	LC devolved
Punjab National Bank	575.58	From March 2020 to March 2021	Interest on LC devolved

We further report that

The Board of Directors of the Company is duly constituted with proper balance of Executive Directors, Non-Executive Directors and Independent Directors. The changes in the composition of the Board of Directors that took place during the period under review were carried out in compliance with the provisions of the Act.

Adequate notice is given to all directors to schedule the Board Meetings, agenda and detailed notes on agenda were sent at least seven days in advance, and a system exists for seeking and obtaining further information and clarifications on the agenda items before the meeting and for meaningful participation at the meeting.

Majority decision is carried through and there were no dissenting views by any members of the Board during the period under review. We further report that there are adequate systems and processes in the Company commensurate with the size and operations of the Company to monitor and ensure compliance with applicable laws, rules, regulations and guidelines.

We further report that during the audit period the Company has not incurred any specific events / actions having a major bearing on the Company's affairs in pursuance of the above referred laws, rules, regulations, guidelines, standards, etc.

Place : Indore
Date 30th July, 2021

For Ajit Jain & Company
(Practicing Company Secretary)

Ajit Jain
Proprietor
FCS No.: 3933
C P No.: 2876
UDIN : F003933C000709541
Peer Review Certificate No.: 767/2020
PCS Unique ID NO.: S1998MP0923400



This report is to be read with our letter of even date which is annexed as “*Annexure I*” and forms an integral part of this report.

Annexure I to Secretarial Audit Report

To,
The Members,
Anik Industries Limited
(CIN:L24118MH1976PLC136836)
610, TULSIANI CHAMBERS, NARIMAN POINT
MUMBAI (Maharashtra)- 400 021

Our report of even date is to be read along with this letter.

1. Maintenance of secretarial record is the responsibility of the management of the Company. Our responsibility is to express an opinion on these secretarial records based on our audit.
2. We have followed the audit practices and processes as were appropriate to obtain reasonable assurance about the correctness of the contents of the Secretarial records. The verification was done on test basis to ensure that correct facts are reflected in secretarial records. We believe that the processes and practices, we followed provide are as on able basis for our opinion.
3. We have not verified the correctness and appropriateness of financial records and Books of Accounts of the Company.
4. Where ever required, we have obtained the Management representation about the compliance of laws, rules and regulations and happening of events etc.
5. The compliance of the provisions of Corporate and other applicable laws, rules, regulations, standards is the responsibility of management. Our examination was limited to the verification of procedures on test basis.
6. The Secretarial Audit report is neither an assurance as to the future viability of the Company nor of the efficacy or effectiveness with which the management has conducted the affairs of the company.

Pace : Indore
Date 30th July, 2021

For Ajit Jain & Company
(Practicing Company Secretary)

Ajit Jain
Proprietor
FCS No.: 3933
C P No.: 2876
UDIN :F003933C000709541
Peer Review Certificate No.:767/2020
PCS Unique ID NO.: S1998MP0923400

MANAGEMENT DISCUSSION AND ANALYSIS REPORT

A. INDUSTRY STRUCTURE AND DEVELOPMENTS

COVID-19 was not only a health crisis, but it had far-reaching implications on the global economy. The pandemic led to a sharp decline in global trade, lower commodity prices and tighter liquidity conditions. The contraction in GDP seen in many countries, including India, was because of reduced economic activity and restricted mobility, due to COVID-19 as people curtailed discretionary spending and focused on essentials and precautionary savings due to the level of uncertainty. The pandemic affected both demand and supply, at least in the short-term. As lockdowns eased across the world economic activity gradually started to recover.

According to the Economic Survey 2020-2021, the government adopted a four-pillar strategy of containment, fiscal, financial, and long-term structural reforms. India had good monsoons, and the Indian agriculture sector achieved record food grain production and registered positive growth despite the coronavirus pandemic. Rural consumption was stronger than urban demand. According to India's Economic Survey 2020-2021, India remained a preferred investment destination in financial year 2020-21.

Your Company is primarily engaged in the business of trading of Agri- Commodities, Edible oil & Vanaspati, Property Development, Wind power Generation & others.

In terms of wind power installed capacity, India is fourth in Global ranking in the world. India has rapidly grown in the Wind Power Energy Sector. The unexploited resource has the potential to sustain the growth of wind energy in future.

Y-o-Y growth of the Indian economy

	FY 2017	FY 2018	FY 2019	FY 2020	FY 2021
Real GDP Growth %	6.8	6.5	4.0	-8.0	12.5

Source: World Economic Outlook 2021

B. OPPORTUNITIES & THREATS

(I) Wind Power

India has continued to make significant progress to combat climate change and build a low-carbon future, by increasing the share of non-fossil fuel based power generation capacity in the country over the last three years. Under the Nationally Determined Contributions of Paris Climate Agreement, India pledged to increase the share of non-fossil fuel based power generation capacity to 40% of overall installed capacity by the year 2030.

The Company has Two Wind Power projects at:

1. Village Gorera, Dist. Jaisalmer (Rajasthan)
2. Village Nagda, Dist. Dewas (Madhya Pradesh)

Due to operational/maintenance reason during lockdown both the wind mills remained un-operational during most of the time, however efforts are continue to restart both the wind mill in short span of time.

(II) Real Estate

On the front of Real Estate business, The integrated township project 'Active Acres' at Kolkata is continuously getting good response from all segments of public with 5 completed towers are almost fully booked/sold and thousands of happy customers are already residing therein. Construction work of 6th tower is also in progress. In addition to that one Commercial Tower is also completed with approx. 2,40,000 sq. ft. saleable area, various famous brands have already opened their offices there on leasehold basis.

New project of the company comprising of service apartments and luxury residences in the name of 'One Rajarhat' at Kolkata with 320 apartments is also performing well with booking of around 265 units. Both the projects will surely result in good profitability to company in coming years.

(III) Others

The second wave of COVID-19 in India has already started showing its effect on the economy and many ratings agencies have reduced the country's growth rate forecast, based on various macroeconomic factors. Some of key factors that may impact are –

Weak consumer sentiment:

One key factor that could negatively impact the demand outlook is weak consumer sentiment. It may be noted that the second COVID-19 wave has not only claimed thousands of lives but has also led to massive loss of livelihood due to rising unemployment rate. This is leading to sharp drop in consumer sentiments.

Rising inflationary pressure:

There are mainly three inflationary concerns that could squeeze discretionary Consumption rising cost towards healthcare, higher fuel and inflation in essential commodity prices.

With normal prediction of monsoon by Indian Metrological Department (IMD) the India is expecting low quality & quantity of agri commodities. The Imports of Vanaspati and Bakery items have revamped this year. However, your company is expecting a good business in the current financial year as the World is quickly on the verge of vaccinating. The Company proposes to continue to recognize the full potential in agro commodities, edible oils & Vanaspati in the coming period.



MANAGEMENT DISCUSSION AND ANALYSIS REPORT

Few years back your Company has diversified in mining business. One of the major mineral mine allotted to your Company is still in process of getting necessary permissions/approvals to start commercial production, which are delayed on account of no work conditions in most of the Government offices due to COVID-19 pandemic conditions throughout the financial year 2020-21.

The future performance of your Company would depend to a large extent on its ability to successful diversification, market of commodities. We are hopeful that through the combination of market developments and expansion activity, there will be healthy growth over the next few years.

C. SEGMENT-WISE OR PRODUCT-WISE PERFORMANCE

The company has disclosed business segment as the primary segment. Based on the criteria mentioned in Ind AS 108 "Operating Segment" the company has identified its reportable segments. The various segments identified by the company comprised as under: -

Real Estate	-	Construction and Development of Housing Project
Wind Power Unit	-	Wind Turbine Power Unit
Others	-	Trading of Coal, Agri Commodities, Edible Oils Etc.

The segment wise performance in detail is given in **Note 39** to the audited accounts of the Company as available in this annual report.

D. OUTLOOK

We see ecological power generation as the sunrise industry of tomorrow and have positioned ourselves to save the nature and to reap the reward for our stakeholders.

The Organization for Economic Co-operation and Development (OECD) slashed India's growth projection for FY22 to 9.9% from 12.6% estimated in March as a resurgence of covid cases and lockdowns have threatened to stall the country's nascent economic recovery.

The world economy is now experiencing diverging fortunes after being uniformly battered by the pandemic last year. Most advanced economies and some emerging economies are witnessing a strong recovery, while the rest of the world, including India, has fallen behind. The second wave of the pandemic has hit India hard, with statewide lockdowns stalling economic activity. Though the second wave is officially in decline, the virus is spreading to the hinterlands, pushing the economic recovery to uncharted territory. Most professional forecasters have slashed their growth projections for India to below 10% for FY22, with JP Morgan and Barclays paring it to 9% and 9.2%, respectively. However, the Company is in full potential to enhance its present condition and generate good revenues from the trading of agro commodities, edible oil & vanaspati in the coming period.

E. RISK AND CONCERNS

The major risks and concerns attributed to the performance of the Company are:

- The Company is exposed to risks from market fluctuation of foreign exchange. Hence the erratic movement in foreign exchange rates and international prices of agri-products and edible oil may influence the performance of the Company. Change in duty structure may affect adversely.
- Increase in costs, change in tax structure, change in interest rates, changes in govt. policies/laws of land, development and stability of Indian economy against the negative external and internal forces may also impact the overall performance of the Company.
- Profitability may be affected on account of competition from existing and prospective importers of edible oils & Vanaspati as well as developers in real estate sector.

F. INTERNAL CONTROL SYSTEMS AND THEIR ADEQUACY

Your Company has a good and effective internal control system in respect of efficiency of operations, financial reporting, proper recording and safeguarding of assets, compliance with applicable laws and regulations etc.

Pursuant to Section 134 of the Companies Act, 2013, the Board, through the Operating Management has laid down Internal Financial Controls and procedures to be followed by the Company. The adequacy of the same has been reported by the statutory auditors of your Company in their report.

G. FINANCIALS PERFORMANCE

The performance of the Company for the financial year 2020-21 is summarized below

(₹ in Lakhs)

Balance Sheet	Standalone		Consolidated	
	As at 31 st March , 2021	As at 31 st March , 2020	As at 31 st March , 2021	As at 31 st March , 2020
a. Property, Plant and Equipment	1621.27	1724.23	6148.38	6251.33
b. Capital Work-in-progress	0.00	509.06	581.96	1054.11
c. Financial Assets	14759.48	14921.74	9902.83	10128.96
d. Other Non-current assets	823.29	804.29	832.78	813.79
e. Current assets	45125.37	41925.98	48189.44	44985.02
f. Total Equity	26571.27	26124.37	38696.90	38257.30
g. Non-current liabilities	6503.37	6377.35	6503.37	6377.5
h. Current liabilities	31567.21	30110.81	31606.54	30164.77

MANAGEMENT DISCUSSION AND ANALYSIS REPORT



(₹ in Lakhs)

Particulars	Standalone		Consolidated	
	2020-2021	2019-2020	2020-2021	2019-2020
Revenue from operations	13371.02	49243.16	13371.02	49873.07
Other Income	1692.01	806.63	1627.74	692.64
Profit/ (Loss) before Depreciation, Finance Cost, Exceptional items & Tax Expenses	1786.33	(4517.45)	1716.47	(4635.28)
Less: Depreciation	81.99	88.79	81.99	88.79
Profit/ (Loss) before Finance Cost, Exceptional Items and Tax Expenses	1704.34	(4606.24)	1634.48	(4724.07)
Less: Finance Cost	1072.78	1,095.26	1074.50	1095.56
Profit/ (Loss) before Exceptional Items and Tax Expenses	631.56	(5701.50)	559.98	(5819.63)
Add/ (Less): Exceptional items	—	—	—	—
Profit (Loss) before tax expenses	631.56	(5701.50)	559.98	(5819.63)
Less: Current tax	12.00	0	12.00	0
Less: Deferred tax	163.03	(1928.44)	163.03	(1928.44)
Less: Earlier Taxes paid	—	—	—	—
Profit (Loss) for the year from continuing operations (A)	456.53	(3773.06)	384.96	(3891.19)
Profit (Loss) from discontinuing operations before tax	—	—	—	—
Less: Current tax	—	—	—	—
Less: Deferred tax	—	—	—	—
Profit (Loss) from discontinuing operations after tax (B)	—	—	—	—
Profit (Loss) for the year (A+B)	456.53	(3773.06)	384.96	(3891.19)
Add: Share of Profit (Loss) of associate	—	—	64.27	113.98
Profit (Loss) for the year after Minority interest and Share of Profit/(Loss) of Associates	456.53	(3773.06)	449.23	(3777.20)
Add: Other Comprehensive Income	(9.63)	2.88	(9.63)	2.88
Total Comprehensive Income	446.90	(3770.18)	439.60	(3774.33)
Balance brought forward from previous year	23738.41	27262.83	39671.87	37552.65
Amount Available for Appropriation	23795.92	23349.02	34075.83	33635.25
Transfer to General Reserve	—	—	—	—
Proposed Dividend on Equity Shares	—	—	—	—
Tax on Dividend	—	—	—	—
Surplus carried to Balance Sheet	23795.92	23349.02	34075.83	33635.25
Paid Up Equity Share Capital	2775.35	2775.35	2775.35	2775.35
Earnings Per share (Rs.10/- each)Basic & Diluted (in Rs.)	1.64	(13.59)	1.62	(13.60)

H. INFORMATION TECHNOLOGY

Hackers & Attacker are coming up with all new techniques to exploit the email security for threats such as advance Phishing, Ransomware, other Malware & Impersonation etc. This vulnerability is great risk to entire organization. Currently major cyber-attacks have been launched by an email. The Company has already implemented a robust email security tool to safeguard against such cyber attacks.

The Company is keen in adapting new technologies and advancement for better working culture, better supply chain, debtors control at operational level and access to consolidated data of the Company since the system is integrated. Availability of Real-time data, supports in strategy formulations, lead to adoption of uniform and transparent business practices, render cost optimization and value enhancement.

I. MATERIAL DEVELOPMENT IN HUMAN RESOURCES/ INDUSTRIAL RELATIONS FRONT

Our fundamental belief in immense power of human potential and team work is epitomized in our 'WE' approach. To us, 'WE' represents a strong collective energy. A transformational force that stimulates enterprise accelerates our constant pursuit of excellence and empowers our people to realise their full potential. The Company also believes human resources as the supporting pillars for the organization's success. Following the Covid-19 pandemic and lockdown relaxations, the Company's utmost priority has been health, safety and well-being of its employees. The number of people employed during the year was 49.

J. KEY FINANCIAL RATIOS ANALYSIS

Sr. No.	Particulars	FY 2021	FY 2020	Remarks
1	Debtors Turnover Ratio	0.80	2.37	Debtors turnover ratio decreased due to decrease in sales.
2	Inventory Turnover Ratio	2.46	9.80	Inventory turnover ratio decrease due to increase in inventory.
3	Interest Coverage Ratio	1.72	-5.40	Ratio inclined during the year due to higher profitability.
4	Current Ratio	1.43	1.39	Current ratio increase during the year.
5	Debt Equity Ratio	0.35	0.27	Debt equity ratio increases during the year due to lower profitability.
6	Operation Profit Margin (%)	19.27%	-7.54%	Increased due to better business margins.
7	Net Profit Margin (%)	4.19%	-11.39%	Increased due to better business margins.
8	Return on Net Worth (%)	2.65%	-24.42%	Increased due to better business margins.

K. CAUTIONARY STATEMENT

Statements in this Management Discussion and Analysis Report describing the Company's objectives, projections, estimates and expectations may constitute "forward looking statements" within the meaning of applicable laws and regulations. Actual results might differ materially from those either expressed or implied



REPORT ON CORPORATE GOVERNANCE

REPORT ON CORPORATE GOVERNANCE

In terms of Regulation 34(3) read with Section C of SCHEDULE V to SEBI (Listing Obligations and Disclosure Requirements) Regulations, 2015, as amended, a Report on Corporate Governance for the year ended 31st March, 2021 is presented below:

1. COMPANY'S PHILOSOPHY

The Company believes that since the trust of our stakeholders is the best asset, therefore we believe in attaining highest level of transparency, fairness & professionalism towards all our stakeholders including shareholders, employees, customers, the government, lenders and the society at large and aims at providing maximum return to all our stakeholders by way of value creation.

The Company complies with all the stipulations laid down in the Listing Agreement, Listing Regulations & with all other provisions of various acts as and when applicable on the Company to ensure good corporate governance.

2. BOARD OF DIRECTORS

The Company's policy is to maintain optimum combination of Executive and Non-Executive Directors. The Non-Executive Directors with their diverse knowledge, experience and expertise bring their independent judgment in the deliberations and decisions of the Board.

As on 31st March, 2021, the Company has Six Directors and out of the Six Directors, three (50%) are Independent Directors.

The composition of the Board is in conformity with Regulation 17 of the SEBI Listing Regulations read with Section 149 of the Act.

None of the Directors on the Board is a member of more than 10 Committees and Chairman of more than 5 Committees across all the Companies in which he/she is a Director.

All the Independent Directors have confirmed that they meet the criteria as mentioned under SEBI (Listing Obligations and Disclosure Requirements) Regulations, 2015 and Section 149 of the Companies Act, 2013.

(a) Composition and category of Directors (e.g. Promoter, Executive, Non Executive, Independent Non Executive, Nominee Director – institution represented and whether as lender or as equity investor)

As at 31st March 2021, the composition of the Board of the Company was as follows:

Sr. No.	Name of the Director	Category
1.	Mr. Manish Shahra	Promoter/Executive Chairman & Managing Director
2.	Mr. Ashok Kumar Trivedi	Executive/Whole-time Director
3.	Mr. Shivam Asthana	Executive/Whole-time Director
4.	Mr. Vijay Rathi	Non Executive/Independent Director
5.	Mrs. Amrita Koolwal	Non Executive/Independent Director
6.	Mr. Nilesh Jagtap	Non Executive/Independent Director

(b) Attendance of each Director at the Meeting of the Board of Directors and the last Annual General Meeting

Sr. No.	Name of Director	10 June 2020	29 Aug 2020	15 Sep 2020	23 Oct 2020	13 Nov 2020	12 Feb 2021	AGM 30 Sep 2020
1.	Mr. Manish Shahra	✓	✓	✓	✓	✓	✓	✓
2.	Mr. Ashok Kumar Trivedi	-	-	-	-	-	✓	✓
3.	Mr. Shivam Asthana	-	-	-	-	-	✓	✓
4.	Mr. Vijay Rathi	✓	✓	✓	✓	✓	✓	✓
5.	Mrs. Amrita Koolwal	✓	✓	✓	✓	✓	✓	✓
6.	Mr. Nilesh Jagtap	✓	✓	✓	✓	✓	✓	✓

(c) Number of other Board of Directors or Committees in which a Director is a member or chairperson as on 31st March, 2021

Sr. No	Name of the Director	Directorships in Other Board of Directors*	Membership of Committees of Other Boards**	Chairmanship of Committees of Other Boards**
1.	Mr. Manish Shahra	1	1	—
2.	Mr. Ashok Kumar Trivedi	—	—	—
3.	Mr. Shivam Asthana	1	—	—
4.	Mr. Vijay Rathi	1	2	2
5.	Mrs. Amrita Koolwal	—	—	—
6.	Mr. Nilesh Jagtap	—	—	—

* Represents no. of Directorship held in other Public Companies as on 31st March, 2021

** Represents Chairmanships/Memberships of Audit Committee and Stakeholders Relationship Committee in other Public Companies.

Names of the listed entities where the person is as Director and the category as on 31st March 2021:

Sr. No.	Name of the Director	Name of Listed Entity in which Director	Category of Directorship
1.	Mr. Manish Shahra	Anik Industries Limited	Chairman & Managing Director
2.	Mr. Ashok Kumar Trivedi	Anik Industries Limited	Whole-time Director
3.	Mr. Shivam Asthana	Anik Industries Limited	Whole-time Director
4.	Mr. Vijay Rathi	Anik Industries Limited	Independent Director
		Sarthak Industries Limited	Independent Director
5.	Mrs. Amrita Koolwal	Anik Industries Limited	Independent Director
6.	Mr. Nilesh Jagtap	Anik Industries Limited	Independent Director

(d) Number of Meetings of the Board of Directors held and Dates on which held

During the financial year 2020-21, 6 (Six) Board Meetings were held. The dates on which these Meetings were held are given in the Table in pt. no. (b) hereinabove.

(e) Disclosure of relationships between directors inter-se

None of directors are related to any other director on the Board.

(f) Number of shares and convertible instruments held by Non- Executive Directors

None of the Non-Executive Directors holds any share in the Company

(g) Web link where details of familiarization Programmes imparted to independent Directors is disclosed

The details of familiarisation programmes imparted to independent directors are available at the website of the Company at the link: http://www.anikgroup.com/upload/investors_file/CTII1620926351.pdf.

(h) Skills/expertise/Competence of the Board of Directors

The Board of Directors brings knowledge and experience from variety of sectors, demonstrating breadth and depth of management and leadership experience in the following competence areas:

- Leadership and Management Strategy
- Sales, Marketing and International Business
- Corporate Governance and Disclosure
- Financial Literacy
- Social and Environmental Accountability

Expertise/Skill of Directors

Sr. No.	Name of the Director	Expertise/skill
1.	Mr. Manish Shahra	Strategic Marketing , Brand transformation and Finance
2.	Mr. Ashok Kumar Trivedi	Business development, spearheading new projects.
3.	Mr. Shivam Asthana	Finance and allied fields, standardization of systems and processes across the organization.
4.	Mr. Vijay Rathi	Supply chain, Human Resources, Corporate Quality and Safely Functions, Advanced Management and Skill Development.
5.	Mrs. Amrita Koolwal	Corporate Management, Planning & Development activity
6.	Mr. Nilesh Jagtap	Litigation Management, Dispute Resolution, M&A Statutory Compliances and other laws.

(i) Confirmation for Independent Directors

The Board of the Company confirms that all Independent Directors fulfill the conditions specified in Listing Regulations and are independent of the Management.

(j) Detailed reasons for the resignation of the Independent directors who resigns before the expiry of his/her tenure.

No Independent Director has resigned from the Company before the expiry of his/her tenure in the financial year 2020-21.

3. AUDIT COMMITTEE

The Company has an Audit Committee in line with the provisions of Regulation 18 of the SEBI (Listing Obligations and Disclosure requirements) Regulations, 2015 read with Section 177 of the Companies Act, 2013.

(a) Brief description of terms of reference:

- Oversight of the Company's financial reporting process and the disclosure of its financial information to ensure that the financial statement is correct, sufficient and credible;
- Recommend the appointment, remuneration and terms of appointment of auditors of the Company;
- Approval of payment to statutory auditors for any other services rendered by the statutory auditors;
- Reviewing, with the management, the annual financial statements and auditors' report thereon before submission to the board for approval, with particular reference to:



REPORT ON CORPORATE GOVERNANCE

- i. Matters required to be included in the director's responsibility statement to be included in the board's report in terms of clause (c) of sub-section 3 of section 134 of the Act,
 - ii. Changes, if any, in accounting policies and practices and reasons for the same,
 - iii. Major accounting entries involving estimates based on the exercise of judgment by management,
 - iv. Significant adjustments made in the financial statements arising out of audit findings,
 - v. Compliance with listing and other legal requirements relating to financial statements,
 - vi. Disclosure of any related party transactions,
 - vii. Qualifications in the draft audit report.
5. Reviewing, with the management, the quarterly financial statements before submission to the board for approval;
 6. Reviewing, with the management, the statement of uses/application of funds raised through an issue (public issue, rights issue, preferential issue, etc.), the statement of funds utilised for purposes other than those stated in the offer document/prospectus/notice and the report submitted by the monitoring agency monitoring the utilisation of proceeds of a public or rights issue, and making appropriate recommendations to the board to take up steps in this matter;
 7. Review and monitor the auditors' independence and performance, and effectiveness of audit process;
 8. Approval or any subsequent modification of transactions of the Company with related parties;
 9. Scrutiny of inter-corporate loans and investments;
 10. Valuation of undertakings or assets of the Company, wherever it is necessary;
 11. Evaluation of internal financial controls and risk management systems;
 12. Reviewing, with the management, performance of statutory and internal auditors, adequacy of the internal control systems;
 13. Reviewing the adequacy of internal audit function, if any, including the structure of the internal audit department, staffing and seniority of the official heading the department, reporting structure coverage and frequency of internal audit;
 14. Discussion with internal auditors of any significant findings and follow up there on;
 15. Reviewing the findings of any internal investigations by the internal auditors into matters where there is suspected fraud or irregularity or a failure of internal control systems of a material nature and reporting the matter to the board;
 16. Discussion with statutory auditors before the audit commences, about the nature and scope of audit as well as post-audit discussion to ascertain any area of concern;
 17. To look into the reasons for substantial defaults in the payment to the depositors, debenture holders, shareholders (in case of non-payment of declared dividends) and creditors;
 18. To review the functioning of the Whistle Blower mechanism;
 19. Approval of appointment of CFO;
 20. Establish a vigil mechanism for directors and employees to report genuine concerns in such manner as may be prescribed;
 21. To review the following information:
 - i. Management discussion and analysis of financial condition and results of operations;
 - ii. Statement of significant related party transactions (as defined by the Audit Committee), submitted by management;
 - iii. Management letters / letters of internal control weaknesses issued by the statutory auditors;
 - iv. Internal audit reports relating to internal control weaknesses; and
 - v. The appointment, removal and terms of remuneration of the Chief Internal Auditor.
 22. The Audit Committee may call for the comments of the auditors about internal control systems, the scope of audit, including the observations of the auditors and review of financial statement before their submission to the Board and may also discuss any related issues with the internal and statutory auditors and the management of the Company.

The terms of reference specified by the Board to the audit committee are as contained under Regulation 18 of the SEBI (Listing Obligations and Disclosure requirements) Regulations, 2015 read with Section 177 of the Companies Act, 2013.

(b) Composition, Name of Members and Chairperson of Committee:

The Composition of Audit Committee as on 31st March, 2021 is as under:

Sr. No.	Name	Category	Designation
1.	Mr. Vijay Rathi	Non-Executive/ Independent	Chairman
2.	Mr. Ashok Kumar Trivedi	Executive/Non-Independent	Member
3.	Mrs. Amrita Koolwal	Non-Executive/ Independent	Member
4.	Mr. Nilesh Jagtap	Non-Executive/Independent	Member

The Company Secretary is the Secretary of the Committee

(c) Meetings and attendance during the year

Sr. No.	Name	10 June 2020	29 Aug 2020	15 Sep 2020	30 Sep 2020	13 Nov 2020	12 Feb 2021
1.	Mr. Vijay Rathi	✓	✓	✓	✓	✓	✓
2.	Mr. Ashok Kumar Trivedi	-	-	-	-	✓	✓
3.	Mrs. Amrita Koolwal	✓	✓	✓	✓	-	✓
4.	Mr. Nilesh Jagtap	✓	✓	✓	✓	✓	✓

4. NOMINATION AND REMUNERATION COMMITTEE

The composition of the Nomination and Remuneration Committee and the terms of reference meet with the requirements of Regulation 19 of the SEBI (Listing Obligations and Disclosure requirements) Regulations, 2015 and provisions of the Companies Act, 2013.

(a) Brief description of terms of reference:

- To formulate the criteria for determining qualifications, positive attributes and independence of a director and recommend to the Board a policy, relating to the remuneration of the directors, key managerial personnel and other employees;
- To formulate criteria for evaluation of Independent Directors and the Board;
- To carry out evaluation of every Director's performance;
- To devise a policy on Board diversity;
- To identify persons who are qualified to become directors and who may be appointed in senior management in accordance with the criteria laid down, and recommend to the Board their appointment and removal.
- To recommend to the Board on remuneration payable to the Directors, Key managerial personnel and senior management.
- To ensure that level and composition of remuneration is reasonable and sufficient, relationship of remuneration to performance is clear and meet appropriate performance benchmarks;
- To carry out any other function as is mandated by the Board from time to time and / or enforced by any statutory notification, amendment or modification, as may be applicable;

(b) Composition, Name of Members and Chairperson of Committee:

The Composition of Nomination and Remuneration Committee as on 31st March, 2021 is as under:

Sr. No.	Name	Category	Designation
1.	Mr. Vijay Rathi	Non-Executive/Independent	Chairman
2.	Mrs. Amrita Koolwal	Non-Executive/Independent	Member
3.	Mr. Nilesh Jagtap	Non-Executive/Independent	Member

(c) Meetings and attendance during the year

Sr. No.	Name	30 Sep 2020	23 Oct 2020
1.	Mr. Vijay Rathi	-	✓
2.	Mrs. Amrita Koolwal	✓	✓
3.	Mr. Nilesh Jagtap	✓	✓

(d) Performance Evaluation Criteria for Independent Directors:

The performance evaluation criteria for independent directors are determined by the Nomination and Remuneration Committee. An indicative list of factors on which evaluation was carried out includes attendance, participation and contribution by a director, commitment, effective deployment of knowledge and expertise, integrity and maintenance of confidentiality and independence of behaviour and judgement.

5. STAKEHOLDERS' RELATIONSHIP COMMITTEE:

The Stakeholders' Relationship Committee has been constituted for redressal of investors complaint/grievances. The Committee's primary responsibility is to implement a smooth share transfer process, minimize shareholders/investor grievances and to strengthen investor's relation.

The composition of the Stakeholders' Relationship Committee and the terms of reference meet with the requirements of Regulation 20 of the SEBI (Listing Obligations and Disclosure requirements) Regulations, 2015 and provisions of the Companies Act, 2013.



REPORT ON CORPORATE GOVERNANCE

(a) Name of Non-Executive Director heading the Committee:

The Composition of Stakeholders' Relationship Committee as on 31st March, 2021 is as under:

Sr. No.	Name	Category	Designation
1.	Mr. Vijay Rathi	Non-Executive/Independent	Chairman
2.	Mrs. Amrita Koolwal	Non-Executive/ Independent	Member
3.	Mr. Nilesh Jagtap	Non-Executive/ Independent	Member
4.	Mr. Manish Shahra	Executive/ Non Independent	Member

(b) Name and designation of compliance officer: Mr. Mayank Chadha, Company Secretary is the Compliance Officer of the Company.

(c) Number of shareholders complaints received during the financial year 2020-21.

Nature of Complaint	Received	Pending
Non-receipt of share certificate	00	00
Non-receipt of Annual Report	00	00
SEBI / Stock Exchange	00	00
Dematerialization Complaint	00	00
Non-receipt of Dividend	00	00
Miscellaneous / Others	00	00
Total	00	00

(d) Number of complaints not solved to the satisfaction of shareholders: None. All complaints were resolved to the satisfaction of shareholders.

(e) Number of pending complaints: As at 31st March, 2021, no complaint was pending unresolved.

(f) Meeting and attendance during the year:

Sr. No.	Name	10 June 2020	30 Sep 2020
1.	Mr. Vijay Rathi	-	✓
2.	Mrs. Amrita Koolwal	✓	-
3.	Mr. Nilesh Jagtap	✓	✓
4.	Mr. Manish Shahra	✓	✓

5A. RISK MANAGEMENT COMMITTEE:

The Board of the Company has formed a Risk Management Committee to frame, implement and monitor the risk management plan and policy of the Company. The Committee is responsible for reviewing the risk management plan and ensuring its effectiveness.

(a) Composition, Name of Members and Chairperson of Committee

Sr. No.	Name	Category	Designation
1.	Mr. Ashok Kumar Trivedi	Executive/Non Independent	Chairman
2.	Mr. Manish Shahra	Executive/Non Independent	Member
3.	Mr. Gautam Jain	CFO	Member
4.	Mrs. Amrita Koolwal	Non-Executive/ Independent	Member

(b) Meetings and attendance during the year

The Committee met once during the year on the following date: 12th Feb, 2021

All members attended the meeting.

6. CORPORATE SOCIAL RESPONSIBILITY (CSR) COMMITTEE:

As required under Section 135 of the Companies Act, 2013 the Company has formed a CSR committee. The Committee constitution and terms of reference meet with the requirements of the Companies Act, 2013.

(a) Brief description of terms of reference:

- To formulate and recommend to the Board a Corporate Social Responsibility (CSR) policy and CSR Plan.
- To recommend the amount of expenditure to be incurred on the CSR activities.
- To monitor the implementation of the CSR policy and CSR Plan.
- To carry out any other function as is mandated by the Board from time to time and/ or enforced by any statutory notification, amendment or modification, as may be applicable.

(b) Composition, Name of Members and Chairperson of Committee:

The composition of CSR Committee as on 31st March, 2021 is as under:

Sr. No.	Name	Category	Designation
1.	Mr. Manish Shahra	Executive/ Non-Independent	Chairman
2.	Mr. Vijay Rathi	Non-Executive/ Independent	Member
3.	Mrs. Amrita Koolwal	Non-Executive/ Independent	Member
4.	Mr. Nilesh Jagtap	Non-Executive/ Independent	Member

(c) Meetings and attendance during the year

The Committee met once during the year on the following dates: 21st August, 2020.

Mr. Manish Shahra, Mrs. Amrita Koolwal and Mr. Nilesh Jagtap have attended the meeting.

7. DETAILS OF REMUNERATION TO DIRECTORS

(a) Pecuniary relationship or transactions of Non- Executive Director's vis-à-vis the listed entity

None; except for the sitting fees.

(b) Criteria of making payments to Non-Executive Directors

The Board, on the recommendation of Nomination and Remuneration Committee, shall review and approve the remuneration payable to the Non- Executive and Independent Directors of the Company within the overall limits approved by the shareholders.

Non-Executive and Independent Directors shall be entitled to sitting fees for attending the meetings of the Board and the Committee thereof. The amount of such fees shall be decided by the Board on recommendation of Nomination and Remuneration Committee.

(c) Remuneration to Executive Director

The particulars of remuneration of Executive Directors during the financial year 2020-21 are as under: (₹ in lakhs)

PARTICULARS	Mr. Manish Shahra (Chairman & Managing Director)	Mr. Ashok Kumar Trivedi (Whole Time Director)	Mr. Shivam Asthana (Whole Time Director)
Salary	3.22	3.00	14.10
Perquisites	0.29	—	—
Total	3.51	3.00	14.10

(d) Remuneration to Non-Executive Director

The Non-Executive Directors are paid sitting fees for every meeting of the Board and/or Committee attended by them. No commission was paid or payable to the Non-Executive Directors during the financial year 2020-21.

The sitting fees paid to all Non-Executive Directors for attending meetings of the Board and/or Committee thereof for the year ended 31st March, 2021 is as follows:-

Mr. Vijay Rathi – Rs. 0.24 lakhs, Mrs. Amrita Koolwal – Rs. 0.26 lakhs and Mr. Nilesh Jagtap – Rs. 0.27 lakhs.

(e) Service Contracts, Severance Fees and Notice Period

Mr. Ashok Kumar Trivedi was re-appointed as whole-time director of the Company for a period of 3 years w.e.f. 01st April, 2021 and Mr. Manish Shahra was appointed as Chairman & Managing Director of the Company for a period of 3 years w.e.f. 01st July, 2021 subject to the approval of shareholder.

Mr. Shivam Asthana was appointed as whole-time director of the Company for a period of 3 years w.e.f. 18th July, 2020.

The appointment of the Executive Directors is governed by Resolutions passed by the Shareholders of the Company, which cover the terms and conditions of such appointment, read with the service rules of the Company. A separate Service Contract is not entered into by the Company with Executive Directors. No notice period or severance fee is payable to any Director.

(f) Stock Option details

The company has not granted any stock option to any of its director/employees.

8. SEPARATE MEETINGS OF THE INDEPENDENT DIRECTORS

During the year under review, one meeting of the Independent Directors held, without the attendance of Executive Directors and members of management. All the Independent Directors were present in that meeting.

The Independent Directors in the said meeting had, inter-alia:

- Reviewed the performance of non-independent directors and the Board as a whole;
- Reviewed the performance of the Chairperson of the Company, taking into account the views of executive directors and non-executive directors;
- Assessed the quality, quantity and timeliness of flow of information between the Company management and the Board that is necessary for the Board to effectively and reasonably perform their duties

9. GENERAL BODY MEETINGS

(a) Annual General Meeting

The details of date, time, location and Special Resolutions passed at the Annual General Meeting (AGM) held during last 3 years are as under:

Date	Venue	Time	Special Resolution Passed
25.09.2018	Sunville Deluxe Pavilion, Sunville Building, 9, Dr. Annie Besant Road, Worli, Mumbai (MH).	10.30 a.m.	Special Resolution passed for appointment of Mr. Manish Shahra as Chairman & Managing Director and re-appointment of Mr. Vijay Rathi as Independent Director of the Company.
28.09.2019	Sunville Deluxe Pavilion, Sunville Building, 9, Dr. Annie Besant Road, Worli, Mumbai (MH).	11:00 a.m.	Special Resolution passed for re-appointment of Mrs. Amrita Koolwal as Independent Director of the Company
30.09.2020	Through video conferencing	11.00 a.m.	Special Resolution passed for re-appointment of Mr. Shivam Asthana as Whole-time Director of the Company.



REPORT ON CORPORATE GOVERNANCE

b) Extra-Ordinary General Meeting

During the financial year 2020-21, no Extra Ordinary General Meeting of the Company was held.

(c) Postal Ballot

No postal ballot was conducted during the year under review. At present, there is no proposal for passing any Special Resolution through postal ballot.

10. MEANS OF COMMUNICATION

The quarterly financial results for the financial year 2020-21 were published in the newspapers namely Free Press Journal & Navshakti (both Mumbai edition). The Company has a website, namely www.anikgroup.com for displaying its results.

11 GENERAL SHAREHOLDER INFORMATION:

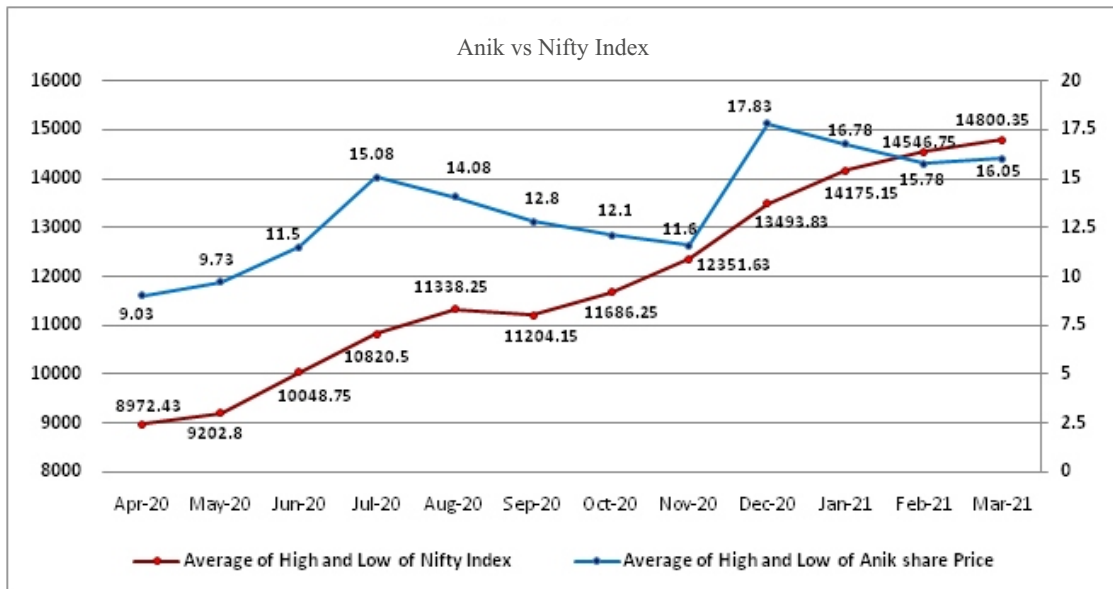
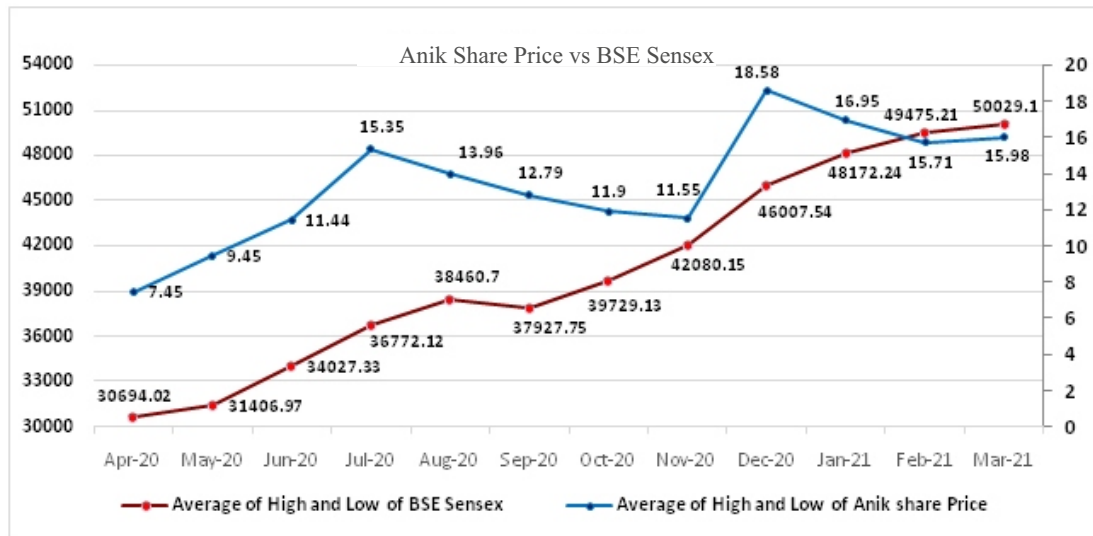
A.	Date, time and venue of the annual general meeting	08 th September, 2021 through VC/OAVM
B.	Financial Year	From 1 st April 2020 to 31 st March 2021
C.	Dividend Payment Date	No Dividend was recommended by the Board of the Directors for financial 2020-21
D.	Listing on stock exchange	1. The BSE Limited 25 th Floor, Phiroze Jeejeebhoy Towers, Dalal Street, Mumbai - 400 001 (MH) 2. The National Stock Exchange of India Ltd., “Exchange Plaza” Bandra Kurla Complex, Bandra (E), Mumbai-400 051 (MH)
	Listing fees	Paid to the Bombay Stock Exchange (BSE) and the National Stock Exchange (NSE) for the financial year 2020-21
E.	Company Code /Series on Stock Exchange	The BSE Ltd.: 519383 The National Stock Exchange of India Ltd.: ANIKINDS
F.	Market price data	The monthly high & low share prices of the Company traded at BSE Limited and National Stock Exchange of India Limited from 01 st April, 2020 to 31 st March, 2021 are given below

Month	The Bombay Stock Exchange Ltd.			The National Stock Exchange of India Ltd.		
	Month High Price	Month Low Price	Volume (No. of shares)	Month High Price	Month Low Price	Volume (No. of shares)
Apr-20	8.45	6.45	15754	11.80	6.25	109000
May-20	11.19	7.70	42574	11.15	8.30	106000
Jun-20	13.37	9.51	40000	13.55	9.45	213000
Jul-20	17.70	13.00	119074	17.50	12.65	752000
Aug-20	15.29	12.62	85336	15.45	12.70	342000
Sep-20	14.19	11.39	32210	14.25	11.35	200000
Oct-20	13.19	10.60	52691	13.40	10.80	313000
Nov-20	12.55	10.55	45937	12.50	10.70	488000
Dec-20	25.70	11.46	476100	24.55	11.10	1763000
Jan-21	19.80	14.10	91227	19.50	14.05	509000
Feb-21	17.70	13.71	137889	18.05	13.50	425000
Mar -21	17.65	14.30	108927	17.90	14.20	380000

REPORT ON CORPORATE GOVERNANCE



G. Share Price Performance in comparison to broad based indices – BSE Sensex and Nifty Index as on 31st March, 2021:



H. Suspension of Securities

NIL

I. Share Transfer Agents

Sarthak Global Limited
 Registrar & Share Transfer Agent
 170/10, R.N.T. Marg, Film Colony,
 Indore (M.P.) – 452001 INDIA
 Tel: +91 0731 2523545
 Fax: +91 0731 2526388
 Email : anik@sarthakglobal.com
 Website: www.sarthakglobal.com

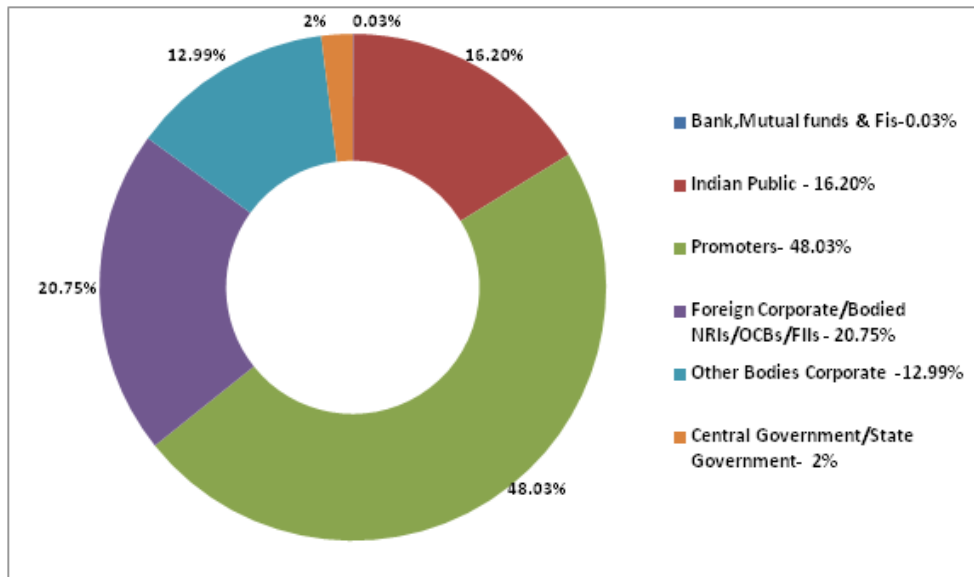
J. Share transfer system

The Registrar & Share Transfer Agent Sarthak Global Ltd. deals with share transfer both in physical and dematerialized mode. The dematerialized (demat) shares are transferable through the depository system. Shares in physical form are processed by the Registrar & Share Transfer Agent and approved by the Share Transfer Committee of Directors of the Company. Transfer of physical shares is made within the time stipulated by stock exchange.



REPORT ON CORPORATE GOVERNANCE

K. Percentage of equity holding as on 31st March, 2021:



Distribution of equity shareholding as on 31st March, 2021 :

Shareholding of Nominal Value of Rs. 10/- each	No. of Holders	% of total share holders	No. of Shares held	Nominal Value (In Rs.)	Shareholding %
Up to 5000	10016	88.457	1287321	12873210	4.638
5001-10000	591	5.219	494921	4949210	1.783
10001-20000	311	2.747	482724	4827240	1.739
20001- 30000	137	1.210	340116	3401160	1.225
30001-40000	47	0.415	168336	1683360	0.607
40001-50000	44	0.389	207244	2072440	0.747
50001-100000	77	0.680	542605	5426050	1.955
100001 and above	100	0.883	24230219	242302190	87.305
TOTAL	11323	100.00	27753486	277534860	100.00

Distribution of equity shareholding and its pattern as on 31st March, 2021 :

Category	Category Shareholder	No. of Shareholder	No. of Equity Shares	Total shareholding as a percentage of total number of shares
Promoter and Promoter Group				
Indian	Promoter	9	3936265	14.18
	Promoter Group	27	9392499	33.85
	Total (Promoter & Promoter Group)	36	13328764	48.03
Public Institution				
	Total (Institutions)	7	1673188	06.03
Non- Institution	Indian Public	11166	4547926	16.39
	NRI	56	75455	0.27
	Bodies Corporate	72	8128153	29.29
	Total (Non-Institutions)	11294	12751534	45.93
	Total (Public)	11301	14424722	51.97
	Grand Total	11337	27753486	100.00

L. Dematerialization of shares and Liquidity

The Company's shares are traded compulsorily in demat mode under ISIN code INE 087B01017. The National Securities Depository Limited (NSDL) and the Central Depository Services (India) Ltd. (CDSL) are the depositories holding Company's share in demat mode. As on 31st March, 2021 out of 2,77,53,486 equity shares of Rs.10/- each 2,21,40,827 equity shares which is 79.78% of total equity are now held in electronic form.

REPORT ON CORPORATE GOVERNANCE



- M. Outstanding GDRs/ ADRs/Warrants or any Convertible instruments, conversion date and likely impact on equity
There are no outstanding GDRs/ ADRs / Warrants / Convertible Instruments of the Company and hence, the same is not applicable to the Company.
- N. Commodity price risks or Foreign Exchange risk and hedging activities
The management of the Company takes effective steps timely to minimise commodity price risks and also hedges its exposure.
- O. Plant location
Wind Power Units:
1. Village Gorera, Dist. Jaisalmer (Raj.)
2. Village Nagda, Dist. Dewas (M.P.)
- P. Address for correspondence
Anik Industries Limited
2/1, South Tukoganj, Behind High Court,
Indore (M.P.) - 452001 INDIA
Tel. No.: +91 0731 4018009, 10
Fax No.: +91 0731 2513285
Email: anik@anikgroup.com

- Q. **List of all credit ratings obtained by the entity along with any revisions thereto during the relevant financial year, for all debt instruments of such entity or any fixed deposit programme or any scheme or proposal of the listing entity involving mobilization of funds, whether in India or abroad**

Credit rating obtained along with revisions thereto for bank facilities of the Company during FY 2020-21 as under:

SN.	Rating Agency	Facilities	Tenure	Credit Rating as 31 st March, 2020	Credit Rating revised on 27 th July, 2020	Reason for downgrade in credit ratings
1.	Brickwork Ratings	Fund Based	Long Term	BWR BB/Negative (Downgraded) Issue not Cooperating*	BWR D (Downgraded) Issue not Cooperating*	The reasons for downgrade in Credit Ratings of the Company is based on the company's filing on the stock exchange dated 13 th June 2020 indicating adverse impact of the COVID-19 on the company's operations and stretched liquidity profile leading to delays in debt servicing alongwith cash losses reported for FY 2020 (9M) [provisional] and FY 2019, the outstanding rating of the company has been further downgraded to default rating under the 'Issuer Not Cooperating' category
2.	Brickwork Ratings	Fund Based	Short Term	BWR BB/Negative (Downgraded) Issue not Cooperating*	BWR D (Downgraded) Issue not Cooperating*	

- R. Financial calendar 2021-22
Financial Reporting (tentative) for Quarter ending
June 30, 2021 - August 2021
September 30, 2021 - November, 2021
December 31, 2021 - February 2022
March 31, 2022 - May, 2022
- S. Date of book closure
30th August, 2021 to 8th September, 2021 (Both days inclusive)
- T. Electronic connectivity
National Security Depository Ltd. &
Central Depository Services (India) Ltd.
- U. ISIN No. at NSDL / CDSL
INE 087 B01017

12. OTHER DISCLOSURES

- The Company did not have any related party transactions, which may have potential conflict with its interest at large.
- During the last three years, Stock Exchange has imposed a fine of Rs. 5.5 lakhs for non- submission of the financial result within the period provided under the Listing Agreement/ Listing Regulations. Except that, the Company has complied with the requirements of the regulatory authorities on capital markets and no other penalties/ strictures have been imposed against it in the last three years.
- The Company has adopted a Whistle Blower Policy and has established the necessary vigil mechanism for employees and directors to report concerns about unethical behavior. No personnel have been denied access to the audit committee.



REPORT ON CORPORATE GOVERNANCE

- d. The Company has complied with the mandatory requirements as stipulated under the SEBI (Listing Obligations and Disclosure Requirements) Regulations, 2015.
- e. **Web link where policy for determining 'material' subsidiaries is disclosed:**
http://www.anikgroup.com/upload/investors_file/CTI1620926261.pdf
- f. **Web link where policy on dealing with related party transactions is disclosed:**
http://www.anikgroup.com/upload/investors_file/CTI1620926506.pdf
- g. **Disclosure of commodity price risks and commodity hedging activities:**
The management of the Company takes effective steps timely to minimize commodity price risks and also hedges its exposure.
- h. **Details of utilization of funds raised through preferential allotment or qualified institutions placement as specified under Regulation 32(7A)**
Not Applicable
- i. **A certificate from practicing company secretary confirming that none of the Directors on the board of the Company were debarred or disqualified from being re-appointed under retirement by rotation and/or continuing as Directors of the Company by the SEBI, Ministry of Corporate Affairs or any other statutory authorities**
Attached as '*Annexure I*'
- j. **Where the board had not accepted any recommendation of any committee of the board which is mandatorily required, in the relevant financial year, the same to be disclosed along with reasons thereof**
The Board accepted the recommendations of its Committees, wherever made, during the year.
- k. **Details of Fees paid to Statutory Auditors – S.N. Gadiya & Co., Chartered Accountants**
Statutory Audit Fees – Rs.4.0 Lakhs
Tax Audit Fees – Rs.3.00 Lakhs
Other Services – Rs. 0.86 Lakhs
- l. **Disclosures in relation to the Sexual Harassment of Women at Workplace (Prevention, Prohibition and Redressal) Act, 2013**
No. of Complaints filed during the financial year – NIL
No. of Complaints disposed of during the financial year – NIL
No. of Complaints pending as on end of the financial year – NIL
- 13. COMPLIANCE WITH THE CONDITIONS OF CORPORATE GOVERNANCE**
The Company is in compliance with the requirements stipulated under Regulation 17 to 27 read with Schedule V and clauses (b) to (i) of sub-regulation (2) of Regulation 46 of the Listing Regulations, to the extent as applicable, with regards to Corporate Governance.
- 14. CEO/CFO CERTIFICATE**
In terms of regulation 17(8) of the Listing Regulations, the Managing Director & CEO and the CFO made a certification to the Board of Directors in the prescribed format for the year at the review, which has been reviewed by the Audit Committees and taken on record by the Board. The same is attached as '*Annexure II*'.
- 15. CEO CERTIFICATION**
The Certificate from CEO as required under Part D of Schedule V of the Listing Regulations containing declaration as to affirming compliance with the Code of Conduct of Board of Directors and Senior Management attached as '*Annexure III*'.
- 16. COMPLIANCE CERTIFICATE ON CORPORATE GOVERNANCE**
Certificate from M/s. Ajit Jain & Co., Practicing Company Secretary, confirming compliances with the conditions of Corporate Governance as stipulated under the Listing Regulations attached as '*Annexure IV*'.
- 17. DISCLOSURES WITH RESPECT TO DEMAT SUSPENSE ACCOUNT/ UNCLAIMED SUSPENSE ACCOUNT**
Not Applicable
- 18. RECONCILIATION OF SHARE CAPITAL AUDIT**
A qualified Practicing Company Secretary carried out Reconciliation of Share Capital Audit to reconcile the total Admitted Capital with National Securities Depository Limited (NSDL) and Central Depository Services (India) Limited (CDSL) and the total Issued and Listed Capital. The audit confirms that the total Issued/ Paid-up Capital is in agreement with the total number of shares in physical forms and the total number of dematerialized shares held with NSDL and CDSL.

CERTIFICATE ON NON-DISQUALIFICATION OF DIRECTORS

Pursuant to Regulation 34(3) read with Schedule V Para- C clause 10 (i) of the SEBI (Listing Obligations and Disclosure Requirements) Regulations, 2015]

To,
The Members of
ANIK INDUSTRIES LIMITED
CIN L24118MH1976PLC136836

610, TULSIANI CHAMBERS, NARIMAN POINT, MUMBAI - 400 021 (MH)

I have examined the relevant registers, records, forms, returns and disclosures received from the Directors of **Anik Industries Limited** having **CIN L24118MH1976PLC136836** and having **registered office at 610, TULSIANI CHAMBERS, NARIMAN POINT, MUMBAI - 400 021 (MH)** (hereinafter referred to as 'the Company'), produced before me by the Company for the purpose of issuing this Certificate, in accordance with Regulation 34(3) read with Schedule V Para-C clause 10(i) of the Securities Exchange Board of India (Listing Obligations and Disclosure Requirements) Regulations, 2015.

In my opinion and to the best of my information and according to the verification (including Directors Identification Number (DIN) status at the portal www.mca.gov.in) as considered necessary and explanation furnished to me by the Company & its officers.

I hereby certify that none of the Directors on the Board of the Company as stated below for the Financial Year ending on 31st March, 2021 have been debarred or disqualified from being appointed or continuing as Directors of the Companies by the Securities and Exchange Board of India, Ministry of Corporate Affairs, or any such other Statutory Authority.

S. No.	Name of Director	DIN	Designation
1.	MANISH SHAHRA	00230392	Chairman & Managing Director
2.	ASHOK KUMAR TRIVEDI	00350507	Whole-time Director
3.	SHIVAMASTHANA	06426864	Whole-time Director
4.	AMRITA KOOLWAL	07144693	Independent Director
5.	NILESH JAGTAP	08206539	Independent Director
6.	VIJAY KUMAR RATHI	01474776	Independent Director

Ensuring the eligibility of the appointment / continuity of every Directors on the Board is the responsibility of the management of the Company. My responsibility is to express an opinion on these based on my verification. This certificate is neither an assurance as to the future viability of the company nor of the efficiency or effectiveness with which the management has conducted the affairs of the Company.

Place : Indore
Dated: 30th July, 2021

For Ajit Jain & Company
(Practicing Company Secretary)

Ajit Jain
Proprietor
FCS No.: 3933
C P No.: 2876
UDIN: F003933C000709594
Peer Review Certificate No.:767/2020
PCS Unique ID NO.: S1998MP0923400



REPORT ON CORPORATE GOVERNANCE

Annexure-II

CEO/CFO CERTIFICATION

To
The Board of Directors,
Anik Industries Ltd.

In relation to the Audited Financial Accounts of the Company as at 31st March, 2021, we hereby certify that:

- (a) We have reviewed financial statements and the cash flow statement for the year ended 31st March, 2021 and that to the best of our knowledge and belief:
 - (i) These statements do not contain any materially untrue statement or omit any material fact or contain statements that might be misleading;
 - (ii) These statements together present a true and fair view of the Company's affairs and are in compliance with existing accounting standards, applicable laws and regulations.
- (b) There are, to the best of our knowledge and belief, no transactions entered into by the Company during the year ended 31st March, 2021, which is fraudulent, illegal or violative of the Company's code of conduct.
- (c) We accept responsibility for establishing and maintaining internal controls for financial reporting and we have evaluated the effectiveness of internal control systems of the Company pertaining to financial reporting and we have disclosed to the auditors and the Audit Committee, deficiencies in the design or operation of such internal controls, if any, of which we are aware and the steps have taken or proposed to be taken to rectify these deficiencies.
- (d) We have indicated to the auditors and the Audit committee, wherever applicable:
 - (i) Significant changes in internal control over financial reporting during the year;
 - (ii) Significant changes in accounting policies during the year and that the same have been disclosed in the notes to the financial statements; and
 - (iii) Instances of significant fraud of which they have become aware and the involvement therein, if any, of the management or an employee having a significant role in the Company's internal control system over financial reporting.

GAUTAM JAIN
CFO

MANISH SHAHRA
Chairman & Managing Director
DIN: 000230392

Place: Indore
Date: 30th June, 2021

Annexure-III

Declaration on Compliance of Code of Conduct

The Board members & senior management personnel have affirmed compliance with the code of conduct for the directors & senior management for the year ended 31st March, 2021.

For Anik Industries Limited

Place: Indore
Date: 30th June, 2021

MANISH SHAHRA
Chairman & Managing Director
DIN: 00230392

CERTIFICATE ON CORPORATE GOVERNANCE

To

The Members of

ANIK INDUSTRIES LIMITED

CIN L24118MH1976PLC136836

610, TULSIANI CHAMBERS, NARIMAN POINT, MUMBAI - 400 021 (MH)

1. We have examined the compliances of conditions of corporate governance by **Anik Industries Limited** ('the Company') for the year ended 31st March, 2021 as stipulated in regulations 17 to 27 and clauses (b) to (i) of Regulation 46(2) and para C and D of Schedule V of the Securities and Exchange Board of India (Listing Obligations and Disclosure Requirements) Regulations, 2015 ("SEBI Listing Regulations").

Management's Responsibility

2. The compliance of the conditions of Corporate Governance is the responsibility of the management. This responsibility includes the design, implementation and maintenance of internal control and procedure to ensure the compliance with the conditions of the Corporate Governances stipulated in the SEBI Listing Regulations.

Our Responsibility

3. Our responsibility is limited examining the procedures and implementation thereof, adopted by the Company for ensuring compliance with the conditions of the Corporate Governance. It is neither an audit nor an expression of opinion on the financial statements of the Company.
4. We have examined the books, papers, minutes books, forms, returns and other relevant records and documents maintained by the company for the purposes of providing reasonable assurance on the compliance with Corporate Governance requirements by the Company.

Opinion

5. Based on our examination of the relevant records and according to the information and explanations provided to us and the representations provided by the Management, we certify that the Company has complied with the conditions of Corporate Governance as stipulated in the regulations 17 to 27 and clauses (b) to (i) of regulation 46(2) and para C and D of Schedule V of the SEBI Listing Regulations during the year ended 31st March, 2021.
6. In our opinion and to the best of our information and according to the explanations given to us, and the representations made by the Directors and the management, we certify that the Company has complied with the conditions of Corporate Governance as stipulated in the SEBI Listing Regulations for the year ended on 31st March, 2021.
7. We further state that such compliance is neither an assurance as to the future viability of the Company nor of the efficiency or effectiveness with which the management has conducted the affairs of the Company.

Place : Indore

Date: 30th July, 2021

For Ajit Jain & Company
(Practicing Company Secretary)

Ajit Jain
Proprietor
FCS No.: 3933
C P No.: 2876
UDIN: F003933C000709561
Peer Review Certificate No.: 767/2020
PCS Unique ID NO.: S1998MP0923400



INDEPENDENT AUDITOR'S REPORT

To

The Members of

ANIK INDUSTRIES LIMITED

Report on the Standalone Financial Statements

Opinion

We have audited the standalone financial statements of **Anik Industries Limited** ("the Company"), which comprise the balance sheet as at 31st March 2021, and the statement of Profit and Loss (including other comprehensive income), statement of changes in equity and statement of cash flows for the year then ended, and notes to the financial statements, including a summary of significant accounting policies and other explanatory information.

In our opinion and to the best of our information and according to the explanations given to us, the aforesaid Standalone financial statements give the information required by the Act in the manner so required and give a true and fair view in conformity with accounting principles generally accepted in India, of the state of affairs of the company as at 31st March, 2021, and its profit (including other comprehensive income), the changes in equity and its cash flows for the year ended on that date.

Basis for Opinion

We conducted our audit in accordance with the Standards on Auditing (SAs) specified under section 143(10) of the Companies Act, 2013. Our responsibilities under those Standards are further described in the *Auditor's Responsibilities for the Audit of the Financial Statements* section of our report. We are independent of the Company in accordance with the *Code of Ethics* issued by the Institute of Chartered Accountants of India together with the ethical requirements that are relevant to our audit of the financial statements under the provisions of the Companies Act, 2013 and the Rules thereunder, and we have fulfilled our other ethical responsibilities in accordance with these requirements and the Code of Ethics. We believe that the audit evidence we have obtained is sufficient and appropriate to provide a basis for our opinion.

Key Audit Matters

Key audit matters are those matters that, in our professional judgment, were of most significance in our audit of the financial statements of the current period. These matters were addressed in the context of our audit of the financial statements as a whole, and in forming our opinion thereon, and we do not provide a separate opinion on these matters.

Key Audit Matters	Auditor's Response
<p>Evaluation of uncertain tax positions</p> <p>The Company operates in multiple jurisdictions and is subject to periodic challenges by local tax authorities on a range of tax matters during the normal course of business including direct and indirect tax matters. These involve significant management judgment to determine the possible outcome of the uncertain tax positions, consequently having an impact on related accounting and disclosures in the financial statements</p>	<p>Our audit procedures include the following substantive procedures:</p> <ul style="list-style-type: none"> • Obtained understanding of key uncertain tax positions; and • We along with our internal tax experts – <ul style="list-style-type: none"> - Read and analysed select key correspondences, external legal opinions / consultations by management for key uncertain tax positions; - Discussed with appropriate senior management and evaluated management's underlying key assumptions in estimating the tax provisions; and <p>Assessed management's estimate of the possible outcome of the disputed cases</p>

Information Other than the Financial Statements and Auditor's Report Thereon

The Company's Board of Directors is responsible for the preparation of the other information. The other information comprises the information included in the Management Discussion and Analysis, Board's Report including Annexures to Board's Report, Business Responsibility Report, Corporate Governance and Shareholder's Information, but does not include the standalone financial statements and our auditor's report thereon.

Our opinion on the standalone financial statements does not cover the other information and we do not express any form of assurance conclusion thereon.

In connection with our audit of the standalone financial statements, our responsibility is to read the other information and, in doing so, consider whether the other information is materially inconsistent with the standalone financial statements or our knowledge obtained during the course of our audit or otherwise appears to be materially misstated.

If, based on the work we have performed, we conclude that there is a material misstatement of this other information, we are required to report that fact. We have nothing to report in this regard.

Management's Responsibility for the Standalone Financial Statements

The Company's Board of Directors is responsible for the matters stated in section 134(5) of the Companies Act, 2013 ("the Act") with respect to the preparation of these standalone financial statements that give a true and fair view of the financial position, financial performance, changes in equity and cash flows of the Company in accordance with the accounting principles generally accepted in

India, including the accounting Standards (Ind AS) specified under section 133 of the Act. This responsibility also includes maintenance of adequate accounting records in accordance with the provisions of the Act for safeguarding of the assets of the Company and for preventing and detecting frauds and other irregularities; selection and application of appropriate implementation and maintenance of accounting policies; making judgments and estimates that are reasonable and prudent; and design, implementation and maintenance of adequate internal financial controls, that were operating effectively for ensuring the accuracy and completeness of the accounting records, relevant to the preparation and presentation of the financial statement that give a true and fair view and are free from material misstatement, whether due to fraud or error.

In preparing the financial statements, management is responsible for assessing the Company's ability to continue as a going concern, disclosing, as applicable, matters related to going concern and using the going concern basis of accounting unless management either intends to liquidate the Company or to cease operations, or has no realistic alternative but to do so.

Those Board of Directors are also responsible for overseeing the Company's financial reporting process.

Auditor's Responsibilities for the Audit of the Standalone Financial Statements

Our objectives are to obtain reasonable assurance about whether the standalone financial statements as a whole are free from material misstatement, whether due to fraud or error, and to issue an auditor's report that includes our opinion. Reasonable assurance is a high level of assurance, but is not a guarantee that an audit conducted in accordance with SAs will always detect a material misstatement when it exists. Misstatements can arise from fraud or error and are considered material if, individually or in the aggregate, they could reasonably be expected to influence the economic decisions of users taken on the basis of these financial statements.

As part of an audit in accordance with SAs, we exercise professional judgment and maintain professional skepticism throughout the audit. We also:

- a. Identify and assess the risks of material misstatement of the standalone financial statements, whether due to fraud or error, design and perform audit procedures responsive to those risks, and obtain audit evidence that is sufficient and appropriate to provide a basis for our opinion. The risk of not detecting a material misstatement resulting from fraud is higher than for one resulting from error, as fraud may involve collusion, forgery, intentional omissions, misrepresentations, or the override of internal control.
- b. Obtain an understanding of internal financial controls relevant to the audit in order to design audit procedures that are appropriate in the circumstances. Under section 143(3)(i) of the Act, we are also responsible for expressing our opinion on whether the Company has adequate internal financial controls system in place and the operating effectiveness of such controls.
- c. Evaluate the appropriateness of accounting policies used and the reasonableness of accounting estimates and related disclosures made by management.
- d. Conclude on the appropriateness of management's use of the going concern basis of accounting and, based on the audit evidence obtained, whether a material uncertainty exists related to events or conditions that may cast significant doubt on the Company's ability to continue as a going concern. If we conclude that a material uncertainty exists, we are required to draw attention in our auditor's report to the related disclosures in the standalone financial statements or, if such disclosures are inadequate, to modify our opinion. Our conclusions are based on the audit evidence obtained up to the date of our auditor's report. However, future events or conditions may cause the Company to cease to continue as a going concern.
- e. Evaluate the overall presentation, structure and content of the standalone financial statements, including the disclosures, and whether the standalone financial statements represent the underlying transactions and events in a manner that achieves fair presentation.

We communicate with those charged with governance regarding, among other matters, the planned scope and timing of the audit and significant audit findings, including any significant deficiencies in internal control that we identify during our audit.

We also provide those charged with governance with a statement that we have complied with relevant ethical requirements regarding independence, and to communicate with them all relationships and other matters that may reasonably be thought to bear on our independence, and where applicable, related safeguards.

From the matters communicated with those charged with governance, we determine those matters that were of most significance in the audit of the standalone financial statements of the current period and are therefore the key audit matters. We describe these matters in our auditor's report unless law or regulation precludes public disclosure about the matter or when, in extremely rare circumstances, we determine that a matter should not be communicated in our report because the adverse consequences of doing so would reasonably be expected to outweigh the public interest benefits of such communication.

Report on Other Legal and Regulatory Requirements

1. As required by the Companies (Auditor's Report) Order, 2016 ("the Order") issued by the Central Government of India in terms of sub section (11) of section 143 of the Act, we give in the Annexure A statement on the matters specified in the paragraph 3 and 4 of the Order, to the extent applicable.
2. As required by section 143 (3) of the Act, we report that:
 - a) We have sought and obtained all the information and explanations, which to the best of our knowledge and belief were necessary for the purpose of our audit.
 - b) In our opinion, proper books of account as required by law have been kept by the Company, so far as appears from our examination of those books and proper returns adequate for the purposes of our audit have been received from the branches not visited by us.
 - c) The Balance Sheet, the Statement of Profit and Loss (including Other Comprehensive Income), Statement of Changes in



INDEPENDENT AUDITOR'S REPORT

- Equity and the Statement of Cash Flow dealt with by this Report are in agreement with the books of account.
- d) In our opinion, the aforesaid standalone financial statements comply with the Indian accounting standards specified under section 133 of the act, read with rules framed thereunder.
 - e) On the basis of the written representations received from the directors as on 31 March 2021 taken on records by the Board of Director, none of the directors is disqualified as on 31 March, 2021 from being appointed as a director in terms of section 164(2) of the Act.
 - f) With respect to the adequacy of the internal financial controls over financial reporting of the Company and the operating effectiveness of such controls, refer to our separate report in "Annexure B".
 - g) With respect to the other matters to be included in the Auditor's Report in accordance with Rule 11 of the Companies (Audit and Auditors) Rules 2014 (as amended), in our opinion and to the best of our information and according to the explanations given to us:
 - a. The company has disclosed the impact of pending litigations on its financial position in its Standalone financial statement – refer note 33 to the financial statement;
 - b. The Company did not have any long term contract including derivative contract for which there were any material foreseeable losses.
 - c. There were no amount which, is required to be transferred, to the Investor Education and Protection Fund by the company.
 - h) With respect to the matter to be included in the Auditors' Report under Section 197(16) of the Act, In our opinion and according to the information and explanations given to us, the remuneration paid by the Company to its directors during the year is in accordance with the provisions of Section 197 read with Schedule V to the Act.

For S. N. GADIYA & CO.
Chartered Accountant
(Firm Regn No.: 02052C)

Place : Indore
Dated : 30th June, 2021
UDIN : 21071229AAAAHP4216

CA Satyanarayan Gadiya
Proprietor
(Membership No. 071229)

Annexure A to Independent Auditor's Report

Referred to in paragraph (1) under the heading of "Report on Other Legal and Regulatory Requirements" of our report of even date to the members of Anik Industries Limited on the Standalone financial statements for the year ended 31-March, 2021.

- i. In respect of its Fixed Assets :
 - a. The Company is maintaining proper records showing full particulars, including quantitative details and situation of fixed assets.
 - b. As explained to us, the fixed assets of the Company have been physically verified by the management during the year, which in our opinion is reasonable, having regard to the size of the Company and the nature of its assets. No material discrepancies between the book records and the physical inventory have been noticed. In our opinion, the frequency of verification is reasonable.
 - c. According to the information and explanations given to us and on the basis of our examination of the records of the Company, the title deeds of immovable properties are held in the name of the Company except the lease deed in respect of the land at Jaisalmer costs Rs. 20000 on which Wind Mill is installed, is yet to be executed.
- ii. In respect of its Inventories:

The inventories has been physically verified by the Management during the year. In our opinion, the frequency of verification is reasonable and no material discrepancies were noticed.
- iii. According to the information and explanations given to us, the Company has not granted any loans secured or unsecured to company, firms, LLPs or other parties covered in the register maintained under section 189 of the Companies Act, 2013. In our opinion the provisions of para 3 (iii) of the Order is not applicable to the company.
- iv. In our opinion and according to the information and explanations given to us, the Company has complied with the provisions of section 185 and 186 of the Act, with respect to loans granted, the investments made, guarantee given and security provided.
- v. In our opinion and according to the information and explanations given to us, the Company has not accepted deposits from the public within the meaning of Section 73 to 76 or any other relevant provisions of the Companies Act, 2013 and the Rules, framed there under. As informed to us no Order has been passed by the Company Law Board or National Company Law Tribunal or Reserve Bank of India or any court or any other Tribunal.
- vi. In our opinion and according to the information and explanations given to us central government has not prescribed the maintenance of cost records under sub-section (1) of Section 148 of the Companies Act, 2013. The provisions of para 3 (vi) of the Order is not applicable to the company.
- vii. In respect of Statutory dues :
 - a) According to the information and explanations given to us and the records of the Company examined by us, in our opinion the Company is generally regular in depositing undisputed statutory dues including provident fund, employee's state insurance, income tax, goods and service tax, duty of customs, cess and any other statutory dues as applicable with the appropriate authorities. There were no undisputed statutory dues in arrears, as at 31-March, 2021 for a period of more than six months from the date they became payable.
 - b) According to the information and explanations given to us, the dues of sales tax, value added tax, income tax, duties of excise which have not been deposited with appropriate authorities on account of any dispute are as follows :

Name of the Statute	Nature of Dispute	Amount Involved (Rs. in lacs)	Period to which the Amount Relates	Forum where Dispute is Pending
The Income Tax Act, 1961	Income Tax	2001.66	2003-04, 2009-10, 2010-11, 2011-12 & 2014-15	CIT(Appeals)
The Income Tax Act, 1961	Income Tax	6.28	2007-08	ITAT
The Central Excise and Service Tax Act, 1944	Excise Duty	51.00	2002-03 to 2004-05	CESTAT
The Central Sales Tax Act, 1990	Sales Tax	313.03	2001-02	Dy. Commissioner of Sales Tax (Appeals)
Bihar VAT Act 2005	VAT	3.19	2014-15	VAT Appellate Board Patna
M.P. Commercial Tax Act, 1994	Entry Tax	43.44	2010-11 & 2011-12	Dy. Commissioner of Commercial Tax
Gujarat VAT Act, 2003	VAT	512.85	2010-11	Gujarat VAT Tribunal, Rajkot
M.P. VAT Act, 2002	VAT	5.24	2016-17	M.P. Commercial Tax (Appellate Board)
Gujarat VAT Act, 2003	VAT	13.11	2015-16	Dy. Commissioner of Commercial Tax (Appeal)
Gujarat VAT	CST	463.45	2015-16	Dy. Commissioner of Commercial Tax (Appeal)

Net off Rs. 418.12 lacs.deposited.



INDEPENDENT AUDITOR'S REPORT

- viii. According to the records of the company examined by us and as per the information and explanations given to us, the Company has not defaulted in repayment of loans and borrowings to a financial institution or government as on the balance sheet date. The Company has not issued any debenture. The company has defaulted in repayment of dues to Bank, details are as under :

Particulars	Amount (Rs. in lakhs) of default as at the balance sheet date	Period of Default	Remarks if any
Punjab National Bank	3380.66	From March 2020 to March 2021	LC devolved
Punjab National Bank	575.58	From March 2020 to March 2021	Interest on LC devolved

- ix. In our opinion and according to the information and explanations given to us, the company has not raised money by way of initial public offer or further public offer (including debt instruments) and In our opinion and according to the information and explanations given to us, the term loan obtained during the year has been utilised for the purpose it was obtained.
- x. During the course of our examination of the books of account and records of the Company and according to the information and explanations given to us and to the best of our knowledge no material fraud by the Company or on the company by the officers or employees, noticed or reported during the year.
- xi. According to the information and explanations give to us and based on our examination of the records of the Company, the Company has paid / provided for managerial remuneration in accordance with the requisite approvals mandated by the provisions of section 197 read with Schedule V to the Act.
- xii. In our opinion and according to information and explanation given to us, the company is not a Nidhi Company therefore, the provision of para 3 (xii) of the Order is not applicable to the company.
- xiii. According to the information and explanations given to us and based on our examination of the records of the Company, transactions with the related parties are in compliance with sections 177 and 188 of the Act where applicable and details of such transactions have been disclosed in the financial statements as required by the applicable accounting standards.
- xiv. According to the information and explanations given to us and based on our examination of the records of the company, the company has not made any preferential allotment or private placement of shares or fully or partly convertible debentures during the year, therefore the provision of para 3 (xiv) of the Order is not applicable to the company.
- xv. In our opinion and according to the information and explanations given to us, the company has not entered into any non-cash transactions with directors or persons connected with him during the year, hence the provision of para 3 (xv) of the Order is not applicable to the company.
- xvi. The company is not required to be registered under section 45-IA of the Reserve Bank of India Act, 1934 therefore, the provision of para 3 (xvi) of the Order is not applicable to the company for the year under audit.

For S. N. GADIYA & CO.
Chartered Accountant
(Firm Regn No.: 02052C)

Place : Indore
Dated : 30th June, 2021
UDIN : 21071229AAAAHP4216

CA Satyanarayan Gadiya
Proprietor
(Membership No. 071229)

Annexure-B To the Independent Auditor's Report

Report on the Internal Financial Controls under Clause (i) of Sub-section 3 of Section 143 of the Companies Act, 2013 ("the Act")

We have audited the internal financial controls over financial reporting of Anik Industries Limited ("the Company") as of March 31, 2021 in conjunction with our audit of the standalone financial statements of the Company for the year ended on that date.

Management's Responsibility for Internal Financial Controls

The Company's management is responsible for establishing and maintaining internal financial controls based on the internal control over financial reporting criteria established by the Company considering the essential components of internal control stated in the Guidance Note on Audit of Internal Financial Controls Over Financial Reporting issued by the Institute of Chartered Accountants of India. These responsibilities include the design, implementation and maintenance of adequate internal financial controls that were operating effectively for ensuring the orderly and efficient conduct of its business, including adherence to company's policies, the safeguarding of its assets, the prevention and detection of frauds and errors, the accuracy and completeness of the accounting records, and the timely preparation of reliable financial information, as required under the Companies Act, 2013.

Auditors' Responsibility

Our responsibility is to express an opinion on the Company's internal financial controls over financial reporting based on our audit. We conducted our audit in accordance with the Guidance Note on Audit of Internal Financial Controls Over Financial Reporting (the "Guidance Note") and the Standards on Auditing, issued by ICAI and deemed to be prescribed under section 143(10) of the Companies Act, 2013, to the extent applicable to an audit of internal financial controls. Those Standards and the Guidance Note require that we comply with ethical requirements and plan and perform the audit to obtain reasonable assurance about whether adequate internal financial controls over financial reporting was established and maintained and if such controls operated effectively in all material respects.

Our audit involves performing procedures to obtain audit evidence about the adequacy of the internal financial controls over financial reporting and their operating effectiveness. Our audit of internal financial controls over financial reporting included obtaining an understanding of internal financial controls over financial reporting, assessing the risk that a material weakness exists, and testing and evaluating the design and operating effectiveness of internal control based on the assessed risk. The procedures selected depend on the auditor's judgment, including the assessment of the risks of material misstatement of the financial statements, whether due to fraud or error.

We believe that the audit evidence we have obtained is sufficient and appropriate to provide a basis for our audit opinion on the Company's internal financial controls over financial reporting.

Meaning of Internal Financial Controls over Financial Reporting

A company's internal financial control over financial reporting is a process designed to provide reasonable assurance regarding the reliability of financial reporting and the preparation of financial statements for external purposes in accordance with generally accepted accounting principles. A company's internal financial control over financial reporting includes those policies and procedures that (1) pertain to the maintenance of records that, in reasonable detail, accurately and fairly reflect the transactions and dispositions of the assets of the company; (2) provide reasonable assurance that transactions are recorded as necessary to permit preparation of financial statements in accordance with generally accepted accounting principles, and that receipts and expenditures of the company are being made only in accordance with authorizations of management and directors of the company; and (3) provide reasonable assurance regarding prevention or timely detection of unauthorized acquisition, use, or disposition of the company's assets that could have a material effect on the financial statements.

Inherent Limitations of Internal Financial Controls over Financial Reporting

Because of the inherent limitations of internal financial controls over financial reporting, including the possibility of collusion or improper management override of controls, material misstatements due to error or fraud may occur and not be detected. Also, projections of any evaluation of the internal financial controls over financial reporting to future periods are subject to the risk that the internal financial control over financial reporting may become inadequate because of changes in conditions, or that the degree of compliance with the policies or procedures may deteriorate.

Opinion

In our opinion, the Company has, in all material respects, an adequate internal financial controls over financial reporting and such internal financial controls over financial reporting were operating effectively as at March 31, 2021, based on the internal control over financial reporting criteria established by the Company considering the essential components of internal control stated in the Guidance Note on Audit of Internal Financial Controls Over Financial Reporting issued by the Institute of Chartered Accountants of India.

For S. N. GADIYA & CO.
Chartered Accountant
(Firm Regn No.: 02052C)

Place : Indore
Dated : 30th June, 2021
UDIN : 21071229AAAHP4216

CA Satyanarayan Gadiya
Proprietor
(Membership No. 071229)



FINANCIAL STATEMENTS

BALANCE SHEET AS AT 31ST MARCH, 2021

(₹ in Lakhs)

	PARTICULARS	Notes	As at 31 st March, 2021	As at 31 st March, 2020
I.	ASSETS			
(1)	Non-current assets			
	(a) Property, Plant and Equipment	1	599.16	690.15
	(a) Right of Use Assets	1	1,022.11	1,034.08
	(b) Capital work-in-progress	2	-	509.06
	(c) Intangible assets	3	0.00	0.00
	(d) Financial Assets			
	(i) Investments	4	14,675.25	14,557.18
	(ii) Others Financial Assets	5	84.23	364.56
	(e) Deferred tax assets (net)	6	2,569.03	2,727.23
	(f) Other non-current assets	7	823.29	804.29
	Total Non-current assets		19,773.07	20,686.55
(2)	Current assets			
	(a) Inventories	8	5,441.04	5,026.81
	(b) Financial Assets			
	(i) Trade receivables	9	12,036.49	15,648.31
	(ii) Cash and cash equivalents	10	1,167.29	198.23
	(iii) Bank balances Other than (ii) above	11	1,973.87	2,399.78
	(iv) Loans	12	101.52	93.42
	(v) Others Financial Assets	13	105.43	66.85
	(c) Other current assets	14	24,299.74	18,492.59
	Total current assets		45,125.39	41,925.99
	Assets classified as Held for Sale		5.45	-
	TOTAL Assets (1+2)		64,903.92	62,612.54
(II)	EQUITY AND LIABILITIES			
(1)	Equity			
	(a) Equity Share Capital	15	2,775.35	2,775.35
	(b) Other Equity	16	23,795.93	23,349.03
	Total Equity		26,571.28	26,124.38
	Liabilities			
(2)	Non-Current Liabilities			
	(a) Financial Liabilities			
	(i) Borrowings	17	6,492.77	6,369.02
	(b) Provisions	18	10.60	8.33
	Total Non-current Liabilities		6,503.37	6,377.35
(3)	Current liabilities			
	(a) Financial Liabilities			
	(i) Borrowings	19	3,956.24	853.46
	(ii) Trade payables	20		
	(a) Total outstanding dues of Micro & Small Enterprises		-	-
	(b) Total outstanding dues of creditors other than Micro & Small Enterprises		5,185.78	10,245.16
	(iii) Other financial liabilities	21	998.50	1,867.34
	(b) Other current liabilities	22	21,379.11	17,096.59
	(c) Provisions	23	10.85	6.47
	(d) Current tax liabilities (Net)	24	36.72	41.79
	Total current Liabilities		31,567.21	30,110.81
	Liabilities Associated with assets classified as held for sale		262.06	-
	TOTAL Equity and Liabilities (1+2+3)		64,903.92	62,612.54
	Notes Forming an Integral Part to The Financial Statements General Information and Significant Accounting Policies	1 to 51 A-B		

As per our report of even date attached

For **S.N. Gadiya & Co.**

Chartered Accountants

FRN : 02052C

CA SATYANARAYAN GADIYA

Proprietor

Membership No.071229

Date : 30th June, 2021

Place: Indore

For and on behalf of the Board of Directors

CS MAYANK CHADHA

Company Secretary

GAUTAM JAIN

Chief Financial Officer

MANISH SHAHRA

Chairman & Managing Director

DIN : 00230392

ASHOK KUMAR TRIVEDI

Whole Time Director

DIN : 00350507

FINANCIAL STATEMENTS



STATEMENT OF PROFIT AND LOSS FOR THE YEAR ENDED 31ST MARCH, 2021

(₹ in Lakhs)

PARTICULARS		Notes	For the year ended March 31 st , 2021	For the year ended March 31 st , 2020
INCOME				
I.	Revenue From Operations	25	13,371.02	49,243.16
II.	Other income	26	1,692.01	806.63
III.	Total Revenue (I + II)		15,063.03	50,049.79
EXPENSES				
IV.	Cost of materials consumed	27	3,476.48	3,128.68
	Purchases of Stock-in-Trade , Finished goods and work in progress	28	8,681.74	41,290.75
	Changes in inventories of stock-in-trade	29	(429.08)	3,420.63
	Employee benefits expense	30	288.61	411.99
	Finance costs	31	1,072.78	1,095.26
	Depreciation and amortisation expenses	1&3	81.99	88.79
	Other expenses	32	1,258.95	6,315.19
	Total expenses		14,431.47	55,751.29
V.	Profit/(Loss) before exceptional items and tax (III-IV)		631.56	(5,701.50)
VI.	Exceptional items		-	-
VII.	Profit/(Loss) before Tax (V - VI)		631.56	(5,701.50)
VIII	Tax expense :			
	(1) Current tax		12.00	-
	(2) Deferred tax		163.03	(1,928.44)
IX	Profit/(Loss) after tax for the year from (VII - VIII)		456.53	(3,773.06)
X	Other Comprehensive Income			
	A . Items that will not be reclassified to profit or loss			
	Remeasurement of defined benefit obligation		(14.45)	4.33
	Tax thereon		4.83	(1.44)
	B . Items that will be reclassified to profit or loss		-	-
XI	Total Other Comprehensive Income		(9.63)	2.88
	Total Comprehensive Income for the year (Comprising Profit (Loss) and Other Comprehensive Income for the period) (IX+X)		446.90	(3,770.18)
XII	Earning per equity share (face value of Rs.10 each)			
	(1) Basic	37	1.64	(13.59)
	(2) Diluted		1.64	(13.59)
	Notes Forming an Integral Part to the Financial Statements General Information and Significant Accounting Policies	1 to 51 A-B		

As per our report of even date attached
For **S.N. Gadiya & Co.**
Chartered Accountants
FRN : 02052C

For and on behalf of the Board of Directors

CA SATYANARAYAN GADIYA
Proprietor
Membership No.071229

CS MAYANK CHADHA
Company Secretary

MANISH SHAHRA
Chairman & Managing Director
DIN : 00230392

Date : 30th June, 2021
Place: Indore

GAUTAM JAIN
Chief Financial Officer

ASHOK KUMAR TRIVEDI
Whole Time Director
DIN : 00350507



Anik Industries Limited
CIN L24118MH1976PLC136836
Statement of Changes in Equity (SOCIE)

(₹ in Lakhs)

PARTICULARS	As at 31 st March, 2021	As at 31 st March, 2020
EQUITY SHARES :	Amount	Amount
Balance at the beginning of the reporting period	2,775.35	2,775.35
Changes in equity share capital during the year		
- Shares issued during the year	-	-
Balance at the end of the reporting period	2,775.35	2,775.35

b. Other Equity

PARTICULARS	Reserve & Suplus			Total
	General Reserve	Securities Premium	Retained Earning	
Balances as at 1st April , 2020	6,484.39	1,625.32	15,239.31	23,349.03
Profit for the year			456.53	456.53
Other comprehensive income (net of tax)			(9.63)	(9.63)
Total Comprehensive Income for the year			446.90	446.90
Balances as at 31st March 2021	6,484.39	1,625.32	15,686.22	23,795.93
Balances as at 1 st April 2019	6,484.39	1,625.32	19,153.12	27,262.83
Loss for the year			(3,773.06)	(3,773.06)
Other comprehensive income (net of tax)			2.88	2.88
Adjustment on Account of INDAS 116	-	-	143.63	143.63
Total Comprehensive Income for the year			(3,913.81)	(3,913.81)
Balances as at 31 st March 2020	6,484.39	1,625.32	15,239.31	23,349.03
Notes Forming an Integral Part to the Financial Statements General Information and Significant Accounting Policies	1 to 51 A-B			

As per our report of even date attached
For **S.N. Gadiya & Co.**
Chartered Accountants
FRN : 02052C

CA SATYANARAYAN GADIYA
Proprietor
Membership No.071229

Date : 30th June, 2021
Place: Indore

For and on behalf of the Board of Directors

CS MAYANK CHADHA
Company Secretary

GAUTAM JAIN
Chief Financial Officer

MANISH SHAHRA
Chairman & Managing Director
DIN : 00230392

ASHOK KUMAR TRIVEDI
Whole Time Director
DIN : 00350507

FINANCIAL STATEMENTS



CASH FLOW STATEMENT FOR THE YEAR ENDED 31ST MARCH, 2021

(₹ in Lakhs)

PARTICULARS		For the year ended March 31 st , 2021	For the year ended March 31 st , 2020
A.	CASH FLOW FROM OPERATING ACTIVITIES		
	Net profit before Exceptional Item & Tax	631.56	(5,701.50)
	Adjustment For :		
	Depreciation and impairment ,amortisation, expenses	81.99	88.79
	Finance Costs	1,072.78	1,095.26
	Interest Received	(504.16)	(513.21)
	Provision for doubtful debts	(540.40)	1,551.64
	Allowance for Bad and Doubtfull debts	49.52	3,665.71
	Impairment/loss on sale in value of Fixed Assets	0.04	25.80
	Capital advances written off	-	38.86
	Profit from partnership firm	(64.27)	(113.98)
	Adjustment for Other Comprehensive Income	(14.45)	4.33
	Dividend	-	-
	Gain / (loss) on fair value of investmeent	(0.68)	1.26
	Net gain on Sale of Land	(559.51)	(162.68)
	Exceptional Items		
	Operating profit before working capital changes	152.42	(19.73)
	Adjustment For :		
	Trade and other receivables	(1,717.75)	(2,164.00)
	Inventories	(414.23)	3,236.31
	Trade and Other Payables	(1,631.37)	(562.10)
	Cash Generated from Operations	(3,610.93)	490.49
	Direct Taxes Paid	(36.06)	(137.62)
	Net cash from/ (used in) operating activities	(3,646.99)	352.87
B.	CASH FLOW FROM INVESTING ACTIVITIES		
	Purchase of Property Plant and Equipment	(1.96)	(6.13)
	Sale of fixed assets	1,086.00	-
	Purchase of New Investment	(53.12)	(724.03)
	Advance received against assets classified as held for sale	262.06	-
	Interest Received	488.39	817.92
	Changes in bank balances not considered as cash and cash equivalent	688.64	91.10
	Net cash from/ (used in) investing activities	2,470.01	178.86
C.	CASH FLOW FROM FINANCING ACTIVITIES		
	Proceed from Borrowing	3,226.52	465.76
	Repayment of Borrowing	(7.69)	(15.11)
	finance cost	(1,072.78)	(1,095.26)
	Net cash from/ (used in) financing activities	2,146.05	(644.61)
	Net Increase/decrease in cash and cash equivalent.	969.06	(112.87)
	Cash and Cash Equivalents at Beginning of the Year	198.23	311.11
	Cash and Cash Equivalents at End of the Year	1,167.29	198.23
	Cash & Cash Equivalents comprises:		
	Balance with banks in current accounts	1,152.63	197.32
	Cash on hand	14.66	0.91
		1,167.29	198.23

As per our report of even date attached
For **S.N. Gadiya & Co.**
Chartered Accountants
FRN : 02052C

For and on behalf of the Board of Directors

CA SATYANARAYAN GADIYA
Proprietor
Membership No.071229

CS MAYANK CHADHA
Company Secretary

MANISH SHAHRA
Chairman & Managing Director
DIN : 00230392

Date : 30th June, 2021
Place: Indore

GAUTAM JAIN
Chief Financial Officer

ASHOK KUMAR TRIVEDI
Whole Time Director
DIN : 00350507

**General Information**

Anik Industries Limited (Formerly known as Madhya Pradesh Glychem Industries Limited) was incorporated as a Limited company (CIN L24118MH1976PLC136836) on February 10, 1976 (hereinafter referred to as the Company) having registered office at 610, Tulsiani Chambers, Nariman point, Mumbai (MH) 400021

The main business activities in which Company is dealing in Wind Power Generation, Housing & Property Developments, Trading activities by Import and Export of edible oil and other commodities.

The Shares of the company are listed at the Bombay Stock Exchange (BSE) and the National Stock Exchange (NSE).

A. Significant accounting policies**i. Statement of compliance**

The separate financial statements have been prepared in accordance with Indian Accounting standards ("INDAS") notified, under section 133 of the Companies Act, 2013 ('Act') read with the rules notified under the relevant provisions of the Act.

ii. Basis of Preparation

The financial statements have been prepared on accrual basis and under the historical cost convention except for certain financial instruments which are measured at fair value at the end of each reporting period, as explained in the accounting policies mentioned below.

All assets and liabilities have been classified as current or non-current as per the Company's normal operating cycle and other criteria set out in Schedule III to the Companies Act, 2013. The Company has ascertained its operating cycle as 12 months for the purpose of current and non-current classification of assets and liabilities.

Deferred tax assets and liabilities are classified as non-current assets and liabilities.

The operating cycle is the time between the acquisition of assets for processing and their realisation in cash and cash equivalents.

Functional and presentation currency

These separate financial statements are presented in Indian rupees, which is the Company's functional currency. All amounts have been rounded to the nearest Rupees in lacs unless otherwise indicated.

iii. Use of Estimates, Judgments and Assumptions

The preparation of financial statements in accordance with IND AS requires management to make judgments, estimates and assumptions that affect the application of accounting policies and the reported amount of assets, liabilities, income and expenses. Actual results may differ from these estimates. Estimates and underlying assumptions are reviewed on an ongoing basis. Revisions to accounting estimates are recognized in the period in which the estimates are revised and in any future periods affected.

All the assets and liabilities have been classified as current or non-current as per the company's normal operating cycle of twelve months and other criteria set out in Schedule III to the Companies Act, 2013.

Significant areas of estimation, uncertainty and critical judgments in applying accounting policies that have significant effect on amount recognized in the financial statements are:

- i. Allowance for bad and doubtful trade receivable.
- ii. Recognition and measurement of provision and contingencies.
- iii. Depreciation/Amortisation and useful lives of Property, plant and equipment / Intangible Assets.
- iv. Recognition of deferred tax.
- v. Income Taxes.
- vi. Measurement of defined benefit obligation.
- vii. Impairment of Non-financial assets and financial assets.
- viii. Fair value of financial instruments

iv. Revenue**Recognition**

The company recognised revenue i.e. account for a contract with a customer only when all of the Following criteria are met:

- (a) the parties to the contract have approved the contract (in writing, orally or in accordance with other customary business practices) and are committed to perform their respective obligations;
- (b) the entity can identify each party's rights regarding the goods or services to be transferred;
- (c) the entity can identify the payment terms for the goods or services to be transferred;
- (d) the contract has commercial substance (i.e. the risk, timing or amount of the entity's future cash flows is expected to change as a result of the contract); and
- (e) it is probable that the entity will collect the consideration to which it will be entitled in exchange for the goods or services that will be transferred to the customer. In evaluating whether collectability of an amount of consideration is probable, an entity shall consider only the customer's ability and intention to pay that amount of consideration when it is due. The amount of consideration to which the entity will be entitled may be less than the price stated in the contract if the consideration is variable because the entity may offer the customer a price concession.

Measurement

When (or as) a performance obligation is satisfied, company recognise as revenue the amount of the transaction price (which excludes estimates of variable consideration that are constrained) that is allocated to that performance obligation.

The transaction price is the amount that the entity expects to be entitled to in exchange for transferring promised goods or services to a customer, excluding amounts collected on behalf of third parties (for example, some taxes on sales). The consideration promised may include fixed amounts, variable amounts, or both.

a. Sale of goods

Revenue is recognised upon transfer of control of promised goods to customers in an amount that reflects the consideration which the Company expects to receive in exchange for those goods. Revenue from the sale of goods is recognised at the point in time when control is transferred to the customer which is usually on dispatch / delivery of goods, based on contracts with the customers. Revenue is measured



based on the transaction price, which is the consideration, adjusted for volume discounts, price concessions, incentives, and returns, if any, as specified in the contracts with the customers. Revenue excludes taxes collected from customers on behalf of the government. Further, the revenue amount is adjusted for the time value of money if that contract contains a significant financing component.

Revenue from sale of power is recognized when delivered and measured based on contractual arrangements after giving allowances for wheeling and transmission loss.

b. Income from Projects

The Company recognises revenue from real estate projects where performance obligation is satisfied over time; revenue recognition is done by measuring the progress towards complete satisfaction of performance obligation. The progress is measured in terms of a proportion of actual cost incurred to-date, to the total estimated cost attributable to the performance obligation.

Expected losses, is recognised in the period in which such losses become probable based on the expected total contract cost as at the reporting date.

c. Interest and Dividend

Interest income is recognized on accrual basis using the effective interest method. Dividend income is recognised in profit or loss on the date on which the company's right to receive payment is established.

v. Inventories

Inventories are valued at lower of cost and net realizable value. Cost of inventory is arrived at by using Weighted Average Price Method. Cost of inventory is generally comprises of cost of purchases, cost of conversion and other cost incurred in bringing the inventories to their present location and condition.

The cost of construction material is determined on the basis of Weighted Average price method. Construction work in progress include cost of land, premium for development rights, construction cost and the allocation of interest and manpower cost and expense incidental to the project, undertaken by the company.

vi. Property, Plant and Equipment

a. Recognition and measurement

Items of property, plant and equipment are measured at cost less accumulated depreciation and any accumulated impairment losses (if any) except for Freehold land which is not depreciated.

The cost of an item of property, plant and equipment comprises its purchase price, including import duties and non-refundable purchase taxes, after deducting trade discounts and rebates, acquisition or construction cost including borrowing costs, any costs directly attributable to bringing the asset to the location and condition necessary for it to be capable of operating in the manner intended by management, initial estimate of the costs of dismantling and removing the item and restoring the site on which it is located.

If significant parts of an item of property, plant and equipment have different useful lives, then they are accounted for as separate items (major components) of property, plant and equipment.

Any gain or loss on disposal of an item of property, plant and equipment is recognised in statement of profit or loss.

b. Subsequent expenditure

Subsequent expenditure is capitalised only if it is probable that the future economic benefits associated with the expenditure will flow to the company and the cost of item can be measured reliably.

c. Depreciation

Depreciation on property, plant and equipment is provided using Straight line method (SLM) as per the useful life of the assets in the manner as specified in Schedule II to the Companies Act, 2013. The estimated useful life of assets and estimated residual value is taken as prescribed under Schedule II to the Companies Act, 2013.

Depreciation on additions during the year is provided on pro rata basis with reference to date of addition/installation. Depreciation on assets disposed/discarded is charged up to the date on which such asset is sold.

The estimated useful lives, residual value and depreciation method are reviewed at the end of each balance sheet date, any changes therein are considered as changes in estimate and accordingly accounted for prospectively.

d. Capital Work In progress

Assets under erection/installation are shown as "Capital work in progress", Expenditure during construction period are shown as "pre-operative expenses" to be capitalized on erection/installations of the assets.

vii. Intangible Assets

Identifiable intangible assets are recognised when it is probable that future economic benefits attributed to the asset will flow to the Company and the cost of the asset can be reliably measured. Gains or losses arising from derecognition of an intangible asset are measured as the difference between the net disposal proceeds and the carrying amount of the asset and are recognised in the statement of profit and loss when the asset is derecognised.

a. Recognition and measurement

Computer software's have finite useful lives and are measured at cost less accumulated amortisation and any accumulated impairment losses.

b. Subsequent expenditure

Subsequent expenditure is capitalised only when it is probable that future economic benefits attributed to assets will flow to the company and cost of which can be measured reliably or when the development stage is achieved. All other expenditure, including expenditure on internally generated goodwill and brands, when incurred is recognised in statement of profit or loss.

c. Amortisation

Amortisation is calculated to write off the cost of intangible assets less their estimated residual values using the straight-line method over their estimated useful lives and is generally recognised in statement of profit or loss. Computer software are amortised over their estimated useful life of 3 years.

Amortisation methods, useful lives and residual values are reviewed at each reporting date and adjusted, if required.

viii. Employee benefits
a. Short term employee benefits

Short-term employee benefits are expensed as the related service is provided. A liability is recognised for the amount expected to be paid if the company has a present legal or constructive obligation to pay this amount as a result of past service provided by the employee and the obligation can be estimated reliably.

b. Defined benefit plans

The liability for gratuity a defined benefit plan is determined annually by a qualified actuary using the projected unit credit method. The company pays gratuity to the employees who have completed five years of service with company at the time when the employee leaves the company as per the payment of gratuity act 1972.

The gratuity liability amount is contributed to the approved gratuity fund formed exclusively for gratuity payment to the employees. Remeasurement of the net defined benefit plans in respect of post-employment are charged to other comprehensive income. Net interest expense and other expenses related to defined benefit plans are recognised in statement of profit and loss.

c. Other employee benefits

Compensated absences which are not expected to occur within twelve months after the end of the period in which the employee renders the related services are recognized as a liability at the present value of obligation as at the Balance sheet date determined based on an actuarial valuation.

d. Defined Contribution Plan

The company's payments to the defined contribution plans are recognized as expenses during the period in which the employees perform the services that payment covers. Defined contribution plan comprise of contribution to the employees' provident fund with government, Employees' State Insurance and Pension Scheme.

ix) Income Tax

Income tax expense comprises current and deferred tax. It is recognised in profit or loss except to the extent that it relates to the other comprehensive income (OCI) or a business combination or items recognised directly in equity.

a) Current tax

Current tax comprises the expected tax payable or receivable on the taxable income or loss for the year and any adjustment to the tax payable or receivable in respect of previous years. It is measured using tax rates enacted or substantively enacted at the reporting date. Current tax also includes any tax arising from dividends.

Current tax assets and liabilities are offset only if, the Company:

- a) has a legally enforceable right to set off the recognised amounts; and
- b) intends either to settle on a net basis, or to realise the asset and settle the liability simultaneously.

b. Deferred tax

Deferred tax is recognised on temporary differences between the carrying amounts of assets and liabilities in the financial statements and the corresponding tax bases used in the computation of taxable profit. Deferred tax liabilities are generally recognised for all taxable temporary differences. Deferred tax assets are generally recognised for all deductible temporary differences to the extent that it is probable that taxable profits will be available against which those deductible temporary differences can be utilised.

The carrying amount of deferred tax assets and liabilities are reviewed at the end of each reporting period and reduced to the extent that it is no longer probable that sufficient taxable profit will be available to allow all or part of the asset to be recovered.

Deferred tax liabilities and assets are measured at the tax rates that are expected to apply in the period in which the liability is settled or the asset realised, based on tax rates (and tax laws) that have been enacted or substantively enacted by the end of the reporting period.

Deferred tax assets include Minimum Alternative Tax (MAT) paid in accordance with the tax laws in India, which is likely to give future economic benefits in the form of availability of set off against future income tax liability. Accordingly, MAT is recognised as deferred tax asset in the balance sheet when the asset can be measured reliably, and it is probable that the future economic benefit associated with the asset will be realised.

Deferred tax assets and liabilities are offset only if:

- a) the entity has a legally enforceable right to set off current tax assets against current tax liabilities; and
- b) the deferred tax assets and the deferred tax liabilities relate to income taxes levied by the same taxation authority on the same taxable entity.

x. Segment Accounting policies

- i). The company has disclosed business segment as primary segment. Based on the criteria mentioned in Ind AS-108 "Operating segment" the company has identified its reportable segments.

The chief operating decision maker (CODM) evaluated the company's performance and allocates resources based on an analysis of various performance indicators by operating segments. The CODM reviews revenue and Gross profit as performance indicator for all of the operating segments. The various segments identified by the company comprised as under:

Name of Segment	Comprised of
Wind Power	- Wind Turbine Power Unit
Real Estate	- Construction and Development of Housing project
Others	- Trading of Coal ,Agri Commodities, Edible Oils etc.

- ii) Segment revenue, segment results, segment assets and segment liabilities include respective amounts directly identified with the segment and also an allocation on reasonable basis of amounts not directly identified. The expenses which are not directly relatable to the business segments are shown as unallocated corporate cost. Assets and liabilities that cannot be allocated between the segments are shown as unallocable corporate assets and liabilities respectively.

The company has identified geographical segments as the secondary segment. Secondary segments comprise of domestic and export market.

**xi. Foreign currency transactions**

Transactions in foreign currencies are translated into the respective functional currencies of the company at the exchange rates prevailing on the date of the transaction.

Monetary assets and liabilities denominated in foreign currencies are translated into the functional currency at the exchange rate at the reporting date. Difference arising on settlement of monetary items are recognised in statement of profit and loss except to the extent of exchange differences which are regarded as an adjustment to interest costs on foreign currency borrowings that are directly attributable to the acquisition or construction of qualifying assets which are capitalized as cost of assets.

Non-monetary items that are measured based on historical cost in a foreign currency are not translated. Non-monetary assets and liabilities that are measured at fair value in a foreign currency are translated into the functional currency at the exchange rate when the fair value was determined. Exchange difference arising out of these transactions are generally recognised in statement of profit and loss.

xii. Borrowing cost

Borrowing costs that are directly attributable to the acquisition, construction or production of qualifying asset are capitalised as part of the cost of that asset till the date it is ready for its intended use or sale. Qualifying asset are the assets that necessarily takes a substantial period of time to get ready for its intended use. All other borrowing costs are charged to the statement of profit and loss in the period in which they are incurred.

xiii. Cash and Cash Equivalent

Cash and cash equivalent includes the cash and Cheques in hand, bank balances, demand deposits with bank and other short term, highly liquid investments with original maturity of three months or less that are readily convertible to known amounts of cash and which are subject to an insignificant risk of changes in value.

Bank overdraft are shown within borrowings in current liabilities in the balance sheet and forms part of financing activities in the cash flow statement. Book overdraft is shown within other financial liabilities in the balance sheet and forms part of operating activities in the cash flow statement.

xiv. Cash Flow Statement

Cash flows are reported using indirect method, whereby profit/ (loss) before tax is adjusted for the effect of transactions of non-cash nature and any deferrals or accruals of past or future cash receipts or payments and items of income or expenses associated with investing or financing cash flow. The cashflow from operating, investing and financing activities of the company is segregated based on the available information.

xv. Earnings Per Share

- i. Basic earnings per shares is arrived at based on net profit/ (loss) after tax available to equity shareholders divided by Weighted average number of equity shares, adjusted for bonus elements in equity shares issued during the year (if any) and excluding treasury shares.
- ii. Diluted earnings per shares is calculated by dividing Profit attributable to equity holders after tax divided by Weighted average number of shares considered for basic earning per shares including potential dilutive equity shares. The dilutive potential equity shares are adjusted for the proceeds receivable had the equity shares been actually issued at fair value (i.e. the average market value of the outstanding equity shares). Dilutive potential equity shares are deemed converted as of the beginning of the period, unless issued at a later date. Potential ordinary shares shall be treated as dilutive when, and only when, their conversion to ordinary shares would decrease earnings per share or increase loss per share from continuing operations.

xvi. Provisions, Contingent Liabilities and Contingent Assets

Provisions are recognised when there is a present legal or constructive obligation as a result of past events and it is probable that an outflow of resources embodying economic benefits will be required to settle the obligation and the amount can be reliably estimated. Provisions are not recognized for future operating losses.

A contingent liability is a possible obligation that arises from past events whose existence will be confirmed by the occurrence or non-occurrence of one or more uncertain future events beyond the control of the Company or a present obligation that is not recognized because it is not probable that an outflow of resources will be required to settle the obligation, or the amount of the obligation cannot be measured with sufficient reliability. The Company does not recognize a contingent liability but discloses its existence in the financial statements.

A contingent asset is a possible asset that arises from past events and whose existence will be confirmed only by the occurrence or non-occurrence of one or more uncertain future events not wholly within the control of the Company. Contingent assets are not recognized, but its existence is disclosed in the financial statements

xvii. Leases**As a Lessee****Leases**

A contract is, or contains, a lease if the contract conveys the right to control the use of an identified asset for a period of time in exchange for consideration.

As per the requirements of Ind AS 116 the company evaluates whether an arrangement qualifies to be a lease. In identifying a lease the company uses significant judgement in assessing the lease term (including anticipated renewals) and the applicable discount rate.

The Company determines the lease term as the non-cancellable period of a lease, together with both periods covered by an option to extend the lease if the company is reasonably certain to exercise that option; and periods covered by an option to terminate the lease if the Company is reasonably certain not to exercise that option. The Company revises the lease term if there is a change in the non-cancellable period of a lease.

Company as a lessee

The Company accounts for each lease component within the contract as a lease separately from non-lease components of the contract and allocates the consideration in the contract to each lease component on the basis of the relative stand-alone price of the lease component and the aggregate stand-alone price of the non-lease components.

Right of Use Assets

The Company recognises right-of-use asset representing its right to use the underlying asset for the lease term at the lease commencement date. The cost of the right-of-use asset measured at inception shall comprise of the amount of the initial measurement of the lease liability adjusted for any lease payments made at or before the commencement date less any lease incentives received, plus any initial direct costs

incurred and an estimate of costs to be incurred by the lessee in dismantling and removing the underlying asset or restoring the underlying asset or site on which it is located.

The right-of-use assets is subsequently measured at cost less any accumulated depreciation, accumulated impairment losses, if any and adjusted for any remeasurement of the lease liability. The right-of-use assets is depreciated using the straight-line method from the commencement date over the lease term. Right-of-use assets are tested for impairment whenever there is any indication that their carrying amounts may not be recoverable and impairment loss, if any, is recognised in the statement of profit and loss.

Lease hold land are considered as Right of Use assets per Ind AS 116 and classified accordingly.

Lease Liability

The Company measures the lease liability at the present value of the lease payments that are not paid at the commencement date of the lease. The lease payments are discounted using the interest rate implicit in the lease, if that rate can be readily determined. If that rate cannot be readily determined, the Company uses incremental borrowing rate. For leases with reasonably similar characteristics, the Company, on a lease by lease basis, may adopt either the incremental borrowing rate specific to the lease or the incremental borrowing rate for the portfolio as a whole.

The lease liability is subsequently remeasured by increasing the carrying amount to reflect interest on the lease liability, reducing the carrying amount to reflect the lease payments made and remeasuring the carrying amount to reflect any reassessment or lease modifications. The company recognises the amount of the re-measurement of lease liability due to modification as an adjustment to the right-of-use asset and statement of profit and loss depending upon the nature of modification. Where the carrying amount of the right-of-use asset is reduced to zero and there is a further reduction in the measurement of the lease liability, the Company recognises any remaining amount of the re-measurement in statement of profit and loss.

The Company has elected not to apply the requirements of Ind AS 116 Leases to short-term leases of all assets that have a lease term of 12 months or less and leases for which the underlying asset is of low value. The lease payments associated with these leases are recognized as an expense on a straight-line basis over the lease term.

Operating leases

The Company has also used the practical expedient provided by the standard when applying Ind AS 116 to leases previously classified as operating leases under Ind AS 17 and therefore, has not reassessed whether a contract, is or contains a lease, at the date of initial application, relied on its assessment of whether leases are onerous, applying Ind AS 37 immediately before the date of initial application as an alternative to performing an impairment review, excluded initial direct costs from measuring the right-of-use asset at the date of initial application and used hindsight when determining the lease term if the contract contains options to extend or terminate the lease. The Company has used a single discount rate to a portfolio of leases with similar characteristics.

On transition, the Company recognised a lease liability measured at the present value of the remaining lease payments. The right-of-use asset is recognised at its carrying amount as if the standard had been applied since the commencement of the lease, but discounted using the lessee's incremental borrowing rate as at April 1, 2019.

xviii. Impairment of Non-Financial Assets

The company assesses at each reporting date whether there is any objective evidence that a non-financial asset or a group of non-financial assets are impaired. If any such indication exists, the company estimates the amount of impairment loss.

For the purpose of assessing impairment, the smallest identifiable group of assets that generates cash inflows from continuing use that are largely independent of the cash inflows from other assets or group of assets is considered as cash generating unit. If any such indication exists, an estimate of the recoverable amount of the individual asset / cash generating unit is made.

An impairment loss is calculated as the difference between an asset's carrying amount and recoverable amount. Losses are recognized in statement of profit and loss and reflected in an allowance account. When the company considers that there are no realistic prospects of recovery of the asset, the relevant amounts are written off. If the amount of impairment loss subsequently decreases and the decrease can be related objectively to an event occurring after the impairment was recognized, then the previously recognized impairment loss is reversed through profit or loss.

When an impairment loss subsequently reverses, the carrying amount of the asset (or a cash-generating unit) is increased to the revised estimate of its recoverable amount, but so that the increased carrying amount does not exceed the carrying amount that would have been in place had there been no impairment loss been recognized for the asset (or cash-generating unit) in prior years. A reversal of an impairment loss is recognized immediately in Statement of Profit and Loss.

xix Financial Instruments

A financial instrument is any contract that gives rise to a financial asset of one entity and a financial liability or equity instrument of another entity. Financial instruments also include derivative contracts such as foreign currency foreign exchange forward contracts, interest rate swaps and currency options; and embedded derivatives in the host contract.

i. Financial assets

Classification

The Company classifies financial assets in the following measurement categories:

- a. Those measured at amortised cost and
- b. Those measured subsequently at fair value through other comprehensive income or fair value through profit or loss on the basis of its business model for managing the financial assets and the contractual cash flow characteristics of the financial asset.

Initial recognition and measurement

All financial assets are recognised initially at fair value. Transaction costs that are attributable to the acquisition of the financial asset are adjusted to fair value in the case of financial assets not recorded at fair value through profit or loss. Purchases or sales of financial assets that require delivery of assets within a time frame established by regulation or convention in the market place (regular way trades) are recognised on the trade date, i.e., the date that the company commits to purchase or sell the asset.

Measured at amortised cost

A financial asset is measured at the amortised cost if both the following conditions are met:

- a) The asset is held within a business model whose objective is to hold assets for collecting contractual cash flows, and

- b) Contractual terms of the asset give rise on specified dates to cash flows that are solely payments of principal and interest (SPPI) on the principal amount outstanding.

After initial measurement, such financial assets are subsequently measured at amortised cost using the effective interest rate (EIR) method. Amortised cost is calculated by taking into account any discount or premium on acquisition and fees or costs that are an integral part of the EIR. The EIR amortisation is included in finance income in the statement of profit and loss. The losses arising from impairment are recognised in the statement of profit and loss. This category generally applies to trade and other receivables.

Measured at fair value through other comprehensive income (FVOCI)

A financial asset is measured at FVOCI if both of the following criteria are met:

- a) The objective of the business model is achieved both by collecting contractual cash flows and selling the financial assets, and
- b) The asset's contractual cash flows represent SPPI.

Financial assets included within the FVOCI category are measured initially as well as at each reporting date at fair value. Fair value movements are recognized in the other comprehensive income (OCI). However, the company recognizes interest income, impairment losses & reversals and foreign exchange gain or loss in the profit and loss.

On derecognition of the non derivative debt instruments designated at FVOCI, cumulative gain or loss previously recognised in OCI is reclassified from the equity to profit and loss. Whereas on derecognition of the equity instruments designated at FVOCI, cumulative or loss previously recognised in OCI is reclassified from the equity to retained earning.

Interest earned whilst holding FVOCI debt instrument is reported as interest income using the EIR method.

Financial Asset at fair value through profit or loss (FVTPL)

FVTPL is a residual category for financial asset. Any financial asset, which does not meet the criteria for categorization as at amortized cost or as FVOCI, is classified as at FVTPL.

In addition, the company may elect to classify a financial asset, which otherwise meets amortized cost or FVOCI criteria, as at FVTPL. However, such election is allowed only if doing so reduces or eliminates a measurement or recognition inconsistency (referred to as 'accounting mismatch').

Financial assets included within the FVTPL category are measured at fair value with all changes recognized in the profit and loss.

Derecognition

A financial asset (or, where applicable, a part of a financial asset or part of a company of similar financial assets) is primarily derecognised (i.e. removed from the company's balance sheet) when:

- i. The rights to receive cash flows from the asset have expired, or
- ii. The company has transferred its rights to receive cash flows from the asset or has assumed an obligation to pay the received cash flows in full without material delay to a third party under a 'pass-through' arrangement; and either (a) the company has transferred substantially all the risks and rewards of the asset, or (b) the company has neither transferred nor retained substantially all the risks and rewards of the asset, but has transferred control of the asset.
- iii. When the company has transferred its rights to receive cash flows from an asset or has entered into a pass-through arrangement, it evaluates if and to what extent it has retained the risks and rewards of ownership. When it has neither transferred nor retained substantially all of the risks and rewards of the asset, nor transferred control of the asset, the company continues to recognise the transferred asset to the extent of the company's continuing involvement. In that case, the company also recognises an associated liability. The transferred asset and the associated liability are measured on a basis that reflects the rights and obligations that the company has retained.
- iv. Continuing involvement that takes the form of a guarantee over the transferred asset is measured at the lower of the original carrying amount of the asset and the maximum amount of consideration that the company could be required to repay.

Impairment of financial assets

In accordance with Ind-AS 109, the Company applies expected credit loss (ECL) model for measurement and recognition of impairment loss on the following financial assets and credit risk exposure:

- a) Financial assets that are debt instruments, and are measured at amortised cost e.g., loans, debt securities, deposits, and bank balance.
- b) Trade receivables.

The Company follows 'simplified approach' for recognition of impairment loss allowance on:

- i. Trade receivables which do not contain a significant financing component.
The application of simplified approach does not require the Company to track changes in credit risk. Rather, it recognises impairment loss allowance based on lifetime ECLs at each reporting date, right from its initial recognition.
- ii. For recognition of impairment loss on other financial assets and risk exposure, the Company determines that whether there has been a significant increase in the credit risk since initial recognition. If credit risk has not increased significantly, 12-month ECL is used to provide for impairment loss. However, if credit risk has increased significantly, lifetime ECL is used. If, in a subsequent period, credit quality of the instrument improves such that there is no longer a significant increase in credit risk since initial recognition, then the entity reverts to recognising impairment loss allowance based on 12-month ECL.

ii. Financial liabilities

Classification

The Company classifies all financial liabilities as subsequently measured at amortised cost, except for financial liabilities at fair value through profit or loss. Such liabilities, including derivatives that are liabilities, shall be subsequently measured at fair value.

Initial recognition and measurement

Financial liabilities are classified, at initial recognition, as financial liabilities at fair value through profit or loss or amortised costs.

All financial liabilities are recognised initially at fair value and, in the case of loans and borrowings and payables, net of directly attributable transaction costs.

The company's financial liabilities include trade and other payables, loans and borrowings, financial guarantee contracts and derivative financial instruments.

Financial liabilities at fair value through profit or loss.

Financial liabilities at fair value through profit or loss include financial liabilities held for trading and financial liabilities designated upon initial recognition as at fair value through profit or loss. Financial liabilities are classified as held for trading if they are incurred for the purpose of repurchasing in the near term. This category also includes derivative financial instruments entered into by the company that are not designated as hedging instruments in hedge relationships as defined by Ind-AS 109. Separated embedded derivatives are also classified as held for trading unless they are designated as effective hedging instruments.

Gains or losses on liabilities held for trading are recognised in the profit or loss.

Financial liabilities designated upon initial recognition at fair value through profit or loss are designated at the initial date of recognition, and only if the criteria in Ind-AS 109 are satisfied. For liabilities designated as FVTPL, fair value gains/ losses attributable to changes in own credit risk are recognized in OCI. These gains/loss are not subsequently transferred to P&L. However, the company may transfer the cumulative gain or loss within equity. All other changes in fair value of such liability are recognised in the statement of profit or loss.

Loans and borrowings

After initial recognition, interest-bearing loans and borrowings are subsequently measured at amortised cost using the EIR method. Gains and losses are recognised in profit or loss when the liabilities are derecognised as well as through the EIR amortisation process.

Amortised cost is calculated by taking into account any discount or premium on acquisition and fees or costs that are an integral part of the EIR. The EIR amortisation is included as finance costs in the statement of profit and loss.

This category generally applies to interest-bearing loans and borrowings.

Derecognition

A financial liability is derecognised when the obligation under the liability is discharged or cancelled or expires. When an existing financial liability is replaced by another from the same lender on substantially different terms, or the terms of an existing liability are substantially modified, such an exchange or modification is treated as the derecognition of the original liability and the recognition of a new liability. The difference in the respective carrying amounts is recognised in the statement of profit or loss.

Derivative financial instruments

The company uses derivative financial instruments, such as forward currency contracts, interest rate swaps and forward commodity contracts, to hedge its foreign currency risks, interest rate risks and commodity price risks, respectively. Such derivative financial instruments are initially recognised at fair value on the date on which a derivative contract is entered into and are subsequently re-measured at fair value. Derivatives are carried as financial assets when the fair value is positive and as financial liabilities when the fair value is negative.

Offsetting

Financial assets and financial liabilities are offset and the net amount is presented in the balance sheet when, and when the company has a legally enforceable right to set off the amount and it intends either to settle them at a net basis or to realize the asset and settle the liability simultaneously.

Measurement of fair values

The Company's accounting policies and disclosures require the measurement of fair values, for financial instruments.

The Company has an established control framework with respect to the measurement of fair values. The management regularly reviews significant unobservable inputs and valuation adjustments. If third party information, such as broker quotes or pricing services, is used to measure fair values, then the management assesses the evidence obtained from the third parties to support the conclusion that such valuations meet the requirements of Ind AS, including the level in the fair value hierarchy in which such valuations should be classified.

When measuring the fair value of an asset or a liability, the Company uses observable market data as far as possible. Fair values are categorised into different levels in a fair value hierarchy based on the inputs used in the valuation techniques as follows.

Level 1: quoted prices (unadjusted) in active markets for identical assets or liabilities.

Level 2: inputs other than quoted prices included in Level 1 that are observable for the asset or liability, either directly (i.e. as prices) or indirectly (i.e. derived from prices).

Level 3: inputs for the asset or liability that are not based on observable market data (unobservable inputs).

If the inputs used to measure the fair value of an asset or a liability fall into different levels of the fair value hierarchy, then the fair value measurement is categorised in its entirety in the same level of the fair value hierarchy as the lowest level input that is significant to the entire measurement.

The Company recognises transfers between levels of the fair value hierarchy at the end of the reporting period during which the change has occurred.

XX. Standards issued but not yet effective

Ministry of Corporate Affairs ("MCA") notifies new standards or amendments to the existing standards. There is no such notification which would have been applicable from April 1, 2021



**NOTES FORMING AN INTEGRAL PART OF THE FINANCIAL STATEMENTS
FOR THE YEAR ENDED 31ST MARCH, 2021**

NOTE 1 : PROPERTY, PLANT AND EQUIPMENT AND RIGHT OF USE ASSETS

(₹ in Lakhs)

	PROPERTY, PLANT AND EQUIPMENT							Right of Use Assets	
	Land- Freehold	Land - Lease hold	Building	Plant & Equipment	Furniture & Fixtures	Office Equipments	Vehicles	Total	Leasehold Land
As at 1st April, 2019	98.21	1189.67	37.50	569.59	216.39	25.19	105.96	2227.32	0.00
Additions	0.00	0.00	0.00	0.00	1.34	4.79	0.00	6.13	1189.67
Disposals /Adjustments	0.00	0.00	0.00	31.20	8.18	2.88	0.48	42.73	-
Transfer to Right of Use as per IndAs 116	-	1189.67	-	-	-	-	-	-	-
As at 31st March, 2020	98.21	0.00	37.50	538.39	209.56	27.10	105.47	1016.22	1189.67
Additions	0.00	-	0.00	0.00	0.14	1.82	-	1.96	-
Disposals /Adjustments	17.03	-	-	-	-	-	8.85	25.88	-
Transfer to Assets Held for Sale	5.45	-	-	-	-	-	-	5.45	-
As at 31st March, 2021	75.72	0.00	37.50	538.39	209.70	28.92	96.63	986.85	1189.67
Accumulated Depreciation and Impairment									
As at 1st April, 2019	0.00	0.00	4.89	128.45	87.98	9.71	35.15	266.19	0.00
Adjustment on a/c of INDAS 116 (Refer note 40)	-	-	-	-	-	-	-	-	143.62
Depreciation for the year 2019-2020	-	0.00	1.63	45.66	15.88	5.08	8.58	76.83	11.97
Disposals /Adjustments	0.00	0.00	0.00	(11.48)	(4.94)	(0.18)	(0.33)	(16.93)	-
As at 31st March, 2020	0.00	0.00	6.52	162.63	98.92	14.60	43.41	326.08	155.59
Depreciation for the year 2020-2021	-	0.00	1.63	41.38	14.94	3.64	8.43	70.02	11.97
Disposals /Adjustments	0.00	-	-	-	-	-	(8.40)	(8.40)	-
As at 31st March, 2021	0.00	0.00	8.15	204.01	113.85	18.24	60.24	404.50	167.56
Net Carrying Value									
As at 31 st March 2020	98.21	0.00	30.97	375.76	110.64	12.50	62.07	690.15	1034.08
As at 31st March, 2021	75.72	0.00	29.34	334.38	95.85	10.68	53.20	599.16	1022.11

NOTES



NOTE 2 : CAPITAL WORK-IN-PROGRESS

(₹ in Lakhs)

Capital Work in Progress	Building	Total
As at 1 st April, 2019	509.06	509.06
Additions	0.00	0.00
Disposals /Adjustments	0.00	0.00
As at 31 st March, 2020	509.06	509.06
Additions	0.00	0.00
Disposals /Adjustments	509.06	509.06
As at 31st March, 2021	0.00	0.00

NOTE 3 : OTHER INTANGIBLE ASSETS

Gross carrying amount	*Computer Software	*Trade Mark	Total
Cost Or Deemed Cost			
As at 1st April, 2019	0.00	0.00	1.00
Additions	0.00	0.00	0.00
Disposals /Adjustments	0.00	0.00	1.00
As at 31st March, 2020	0.00	0.00	0.00
Additions	0.00	0.00	0.00
Disposals /Adjustments	0.00	0.00	0.00
As at 31st March, 2021	0.00	0.00	0.00
Accumulated Amortisation and Impairment	0.00	0.00	0.00
As at 1st April, 2019	0.00	0.00	0.00
Amortisation for the year 2019-20	0.00	0.00	0.00
Disposals / Adjustments	0.00	0.00	0.00
As at 31st March, 2020	0.00	0.00	0.00
Amortisation for the year 2020-21	0.00	0.00	0.00
Disposals /Adjustments	0.00	0.00	0.00
As at 31st March, 2021	0.00	0.00	0.00
Net Carrying Value			
As at 31 st March 2020	0.00	0.00	0.00
As at 31 st March, 2021	0.00	0.00	0.00

* Rs 0.00 lacs includes value lower than Rs 0.01 lakhs..

Notes- Borrowing cost capitalised during the year nil (prev. year nil)

Notes- refer note 17 for property, plant & equipments pledged

NOTE-4 (I) NON CURRENT INVESTMENT

(₹ in Lakhs)

PARTICULARS	As at 31 st March, 2021	As at 31 st March, 2020
A Investment in Equity Instruments :		
At fair value through Profit or Loss (FVTPL)		
a) Quoted		
Other than subsidiary:		
30000 (Previous year 30000) Equity Shares of Rs.10/- each fully paid up in National Steel & Agro Industries Ltd.	1.10	0.42
TOTAL	1.10	0.42
b) Unquoted		
100 (Previous year 100) Equity Shares of Rs.10/- each fully paid in National Board of Trade Ltd	0.01	0.01
	0.01	0.01
B In Subsidiary Company (At cost)		
Unquoted		
740484 (Previous year 740484) Equity Shares of Rs.10/- each fully paid in Revera Milk food Products Pvt Ltd	9,592.44	9,592.44
39000 (Previous year 39000) class 'A' Equity Shares of Rs.10/- each fully paid in Revera Milk food Products Pvt Ltd	737.90	737.90
	10,330.34	10,330.34
C Investment In Associates		
Investment In Partnership Firm (Refer Note 35)	4,343.80	4,226.41
	4,343.80	4,226.41
Total (A+B+C)	14,675.25	14,557.18
Aggregate Amount of Quoted investments and market value thereof	1.10	0.42
Aggregate Amount of Unquoted investments at cost	10,330.35	10,330.35
Aggregate amount of impairment in value of investments	-	-

NOTES



NOTE-5 OTHER NON CURRENT FINANCIAL ASSETS

(₹ in Lakhs)

PARTICULARS	As at 31 st March, 2021	As at 31 st March, 2020
Interest Accrued on deposits /Investment	3.21	20.82
Balance with Bank in Deposit Accounts Having maturity of more than 12 months Earmarked against credit facility with bank	- 81.02	- 343.74
	84.23	364.56

NOTE-6 DEFERRED TAX ASSETS/ (LIABILITIES) (NET)

PARTICULARS	As at 31 st March, 2021	As at 31 st March, 2020
Deferred Tax Assets		
Provision for Doubtful Debts	2,432.01	2,595.89
Carry forward loss	155.14	169.56
Other deductible temporary difference	7.16	4.94
	2,594.31	2,770.39
Deferred Tax Liabilities		
On account of Property, Plant & Equipments	92.07	102.92
Other timing difference	(12.56)	(5.53)
	79.51	97.39
Deferred Tax Assets (Net)	2,541.80	2,673.00
MAT Credit Entitlement	54.23	54.23
	2,569.03	2,727.23

NOTE-7 OTHER NON -CURRENT ASSETS

PARTICULARS	As at 31 st March, 2021	As at 31 st March, 2020
Advance Income-Tax (Net Of Provision)	823.29	804.29
	823.29	804.29

NOTE-8 INVENTORIES

PARTICULARS	As at 31 st March, 2021	As at 31 st March, 2020
a Raw Materials	591.40	603.32
b Work-in-progress	4,303.42	4,071.30
c Stock in trade	546.22	349.26
d Consumables, Stores & Spares	-	2.93
	5,441.04	5,026.81

*Basis of Inventory Valuation : Valued at lower of cost and net realisable value , except scrap is valued at net realisable value .

The cost of inventory recognised as on expense during the year in respect of continuing operation includes Rs. Nil (Prev.year Rs.Nil) towards write down of inventory to net realisable value .

NOTE-9 TRADE RECEIVABLES

PARTICULARS	As at 31 st March, 2021	As at 31 st March, 2020
Unsecured ,considered Good	12,786.41	16,348.71
Credit Risk Impaired	3,903.94	4,407.12
	16,690.35	20,755.83
Less : Allowance/ Provision for bad and doubtful debts	4,653.86	5,107.52
	12,036.49	15,648.31

Note - The above includes debts due from Firms / Pvt. Co. in which director is a partner / director Rs. Nil (Prev.year Nil)

NOTE-10 CASH AND CASH EQUIVALENT

PARTICULARS	As at 31 st March, 2021	As at 31 st March, 2020
Cash and Cash equivalent		
a) Balances with Banks In Current Accounts	1,152.63	197.32
b) Cash on hand	14.66	0.91
	1,167.29	198.23

**NOTE-11 BANK BALANCE OTHER THAN CASH AND CASH EQUIVALENTS ABOVE**

(₹ in Lakhs)

PARTICULARS	As at 31 st March, 2021	As at 31 st March, 2020
Other Bank Balance		
a) Deposit Accounts with maturity upto 3 months Earmarked against credit facility	141.26	351.85
b) Deposit Accounts with maturity more than 3 months and upto 12 months Earmarked against credit facility	1,832.61	2,047.93
	1,973.87	2,399.78

NOTE-12 LOANS

PARTICULARS	As at 31 st March, 2021	As at 31 st March, 2020
(Unsecured, considered good)		
Security Deposits	101.52	93.42
	101.52	93.42

NOTE-13 FINANCIAL ASSETS-OTHERS

PARTICULARS	As at 31 st March, 2021	As at 31 st March, 2020
Other Advances	-	-
Loans and Advances to Employees	0.40	30.90
Other Loans and Advances	36.52	0.81
Interest Accrued but not due		
On Fixed Deposits with Banks	16.35	35.14
On Others	52.16	-
	105.43	66.85

NOTE-14 OTHER CURRENT ASSETS

PARTICULARS	As at 31 st March, 2021	As at 31 st March, 2020
Advances to Suppliers	6,009.45	4,769.51
Less : Provision for doubtful advance	2,631.11	2,668.32
	3,378.34	2,101.19
Unbilled Revenue (Refer Note 51)	20,426.94	15,880.40
Balance with Government Authorities	467.59	469.12
Other receivables*	26.87	41.88
	24,299.73	18,492.59

*Represents prepaid expenses.

NOTE-15 EQUITY SHARE CAPITAL

PARTICULARS	As at 31 st March, 2021	As at 31 st March, 2020
A Authorised		
4,50,00,000 (Previous year 4,50,00,000,) of face value of Rs. 10/- each	4,500.00	4,500.00
	4,500.00	4,500.00
B Issued,Subscribed and fully paid		
2,77,53,486 (Previous year 2,77,53,486) Equity Shares of Rs.10/- each fully paid up	2,775.35	2,775.35
	2,775.35	2,775.35

NOTES



15.1 The reconciliation of the number of equity shares and amount outstanding is set out below:

(₹ in Lakhs)

PARTICULARS	As at 31 st March, 2021		As at 31 st March, 2020	
	No. of Shares	Amount	No. of Shares	Amount
Equity Shares :				
Balance at the beginning of the year	27,753,486	2,775.35	27,753,486	2,775.35
Add: Shares issued during the year	-	-	-	-
Balance at the end of the year	27,753,486	2,775.35	27,753,486	2,775.35

15.2 Rights, Preference and restrictions attached to Shares :

The company has one class of equity shares having a par value of Rs. 10 per share. Each shareholder is eligible for one vote per share held. The dividend proposed by the Board of Directors is subject to the approval of shareholders in the ensuing Annual General Meeting, except in case of interim dividend. In the event of liquidation, the equity shareholders are eligible to receive the remaining assets of the Company, after distribution of all preferential amounts, in proportion of their shareholding.

15.3 The details of shares held by shareholders holding more than 5% shares in the Company :

PARTICULARS	As at 31 st March, 2021		As at 31 st March, 2020	
	No. of Shares Held	% Held	No. of Shares Held	% Held
Equity Shares :				
Clemfield Industries Limited	2,898,018	10.44	2,898,018	10.44
Suman Agritech Private Limited	1,658,754	5.98	1,658,754	5.98
Promise Securities Private Limited	1,609,125	5.80	1,609,125	5.80
Neha Resorts and Hotels Private Limited	1,461,448	5.27	1,461,448	5.27

15.4 For a period of five years immediately preceding the date of Balance Sheet i.e. 31st March., 2021 the company has not allotted any equity shares as fully paid up pursuant to contract (s) without payment being received in cash or any bonus shares or bought back any equity shares .

NOTE-16 OTHER EQUITY

PARTICULARS	As at 31 st March, 2021	As at 31 st March, 2020
Reserves and Surplus		
i) General Reserve	6,484.39	6,484.39
(ii) Securities Premium	1,625.32	1,625.32
(iii) Retained Earnings	15,686.22	15,239.32
Total	23,795.93	23,349.03

PARTICULARS	As at 31 st March, 2021	As at 31 st March, 2020
(i) General Reserve		
Balance as at the beginning of the year	6,484.39	6,484.39
Add: Received during the year		
Balance as at the end of the year	6,484.39	6,484.39
(ii) Securities Premium		
Balance as at the beginning of the year	1,625.32	1,625.32
Add: Received during the year		
Balance as at the end of the year	1,625.32	1,625.32
(iii) Retained Earnings		
Balance as at the beginning of the year	15,239.32	19,153.12
Add: Profit/(Loss) for the year	456.53	(3,773.06)
Less: Amortisation of lease hold land		(143.62)
Remeasurement of net defined benefit obligation through OCI (net of Tax)	(9.63)	2.89
Balance as at the end of the year	15,686.22	15,239.32

Nature and purpose of Reserves

General Reserve

The general reserve is created from time to time transfer of profits from retained earnings. General reserve is created by transfer from component of equity to another and is not an item of other comprehensive income, items included in general reserve will not be reclassified subsequently to statement of profit and loss.

Securities Premium

Securities Premium is created on receipts of premium on issue of equity shares .The reserve can be utilised in accordance with the provisions of the Companies Act,2013.

Retained Earnings

The same is created out of profit over the years and shall be utilised as per the provision of the Companies ACT, 2013.



NOTE-17 -BORROWINGS

(₹ in Lakhs)

PARTICULARS	As at 31 st March, 2021	As at 31 st March, 2020
Term Loans		
Secured		
From Bank		
HDFC Bank Ltd.	-	7.69
From Others		
LIC HOUSING LTD.	6,492.77	6,369.02
(Refer note below)	6,492.77	6,376.71
Less : Shown under current maturities of Long Term Debt		
Loan Installments due within next 12 months	-	7.69
(Refer note below)	6,492.77	6,369.02

Nature of Security and terms of repayment for borrowings :

A Secured

- (i) (a) Vehicle loan taken from HDFC bank sanctioned amount Rs.11.00 lakhs outstanding Rs. NIL (Previous Year 0.71 lakhs) repayable in 36 monthly installments of Rs. 0.36 lakhs (including interest)commencing from April 2017 and last instalment due in May 2020. Rate of interest is 9.5% p.a. (Previous year 9.5% p.a.)
- (b) Vehicle loan taken from HDFC bank sanctioned amount Rs.33.00 lakhs outstanding Rs. NIL/- (Previous Year 6.98 lakhs) repayable in 37 monthly installments of Rs.1.03 lakhs (including interest) commencing from oct.,2017 and last instalment due in Oct. 2020. Rate of interest is 9.5% p.a. (Previous year 9.5% p.a.)
- (ii) The term loan from LIC Housing Ltd. outstanding Rs.6492.77 (Prev. 6369.02 lakhs) was secured by Equitable mortgage of Project land admeasuring 147.77 Katha and structure thereon in the project One Rajarhat situated at premises no. 30-1111 in street no. 1111(Erstwhile Plot No. BG-9) in Block No.-1B situated in the New Town, Police Station New Town, Dist. North 24 Parganas presently in Panchayat Area falling in Mouza Thakdari, J.L.No.-19 under Mahisbathan-II G.P. Personal Guarantee of Mr. Manish Shahra .
- Term loan repayable in 57 month (including moratorium period of 36 months from the date of first disbursement) and Rate of Interest is 13% p.a. (Previous Year 13% p.a.)

NOTE-18 PROVISIONS-NON CURRENT

PARTICULARS	As at 31 st March, 2021	As at 31 st March, 2020
For employee benefits	10.60	8.33
(Refer note -36 for Disclosure as per Ind AS 19)	10.60	8.33

NOTE-19 BORROWINGS-CURRENT

(Rs. in lakhs)

PARTICULARS	As at 31 st March, 2021	As at 31 st March, 2020
A Loans repayable on demand		
Secured		
from Banks		
(Refer note below)	3,956.24	853.46
	3,956.24	853.46

Working Capital Loans from Consortium Banks Rs. 3956.24 lakhs (Pre. Year 853.46 lakhs) are secured by

- First charge on pari passu basis by way of hypothecation and/or pledge of the Company's Current Assets, Consumable Stores & Spares, Bills Receivable, Book Debts and tangible movable properties related to non dairy business of Company.
- Collateral Security by way of first charge on pari passu basis by way of Mortgage of Company's Plots situated at Kolkata Leather Complex, Mauza-Gangapur, KITP, Dist: 24 Paraganas, (WB).
- Collateral Security by first charge on pari passu basis by way of equitable mortgage of Residential Diverted Land of Survey No. 263/4, 264/4 & Survey No. 291 part & Survey No. 291 part in Village Nipaniya, tehsil & Dist. Indore (MP) held by Brightstar Housing Pvt. Ltd.
- Collateral Security by first charge on pari passu basis by way of equitable mortgage of all that pieces and parcels of Land bearing Survey No. 361/5 and 361/4 and all that pieces and parcels of Land bearing Survey No. 361/2, 361/6, 361/7 & 361/8 of Village Khajrana, Tehsil & District, Indore (MP) held by Nischal Housing Pvt. Ltd.
- Personal Guarantee of one directors of the Company.
- Letter of credit with Punjab National Bank devolved during 24th March 2020 to 19th June 2020 amounting to Rs.5138.38 lakhs out of which an amount of Rs.3380.66 lakhs outstanding as on 31st March 2021. Further interest of Rs.575.58 lakhs also outstanding as on 31st March 2021. Bank is charging interest @ 16.40% P.A. on the overdue outstanding of Rs.3956.24 lakhs.

NOTES



NOTE-20 TRADE PAYABLES

(₹ in Lakhs)

PARTICULARS	As at 31 st March, 2021	As at 31 st March, 2020
a - Total outstanding dues of Micro and Small Enterprises	-	-
b - Total outstanding creditors other than (a) above (Refer note below)	5,185.78	10,245.16
	5,185.78	10,245.16

- A) Trade Payables includes bills payable for purchases of materials Rs. 4338.46 lakhs (Pre. Year Rs. 6876.36)
 B) There are no overdue amount payable to Micro and Small Enterprises as at the year end, For which disclosure requirement under MSMED Act. 2006 are applicable.

NOTE-21 OTHER FINANCIAL LIABILITIES

PARTICULARS	As at 31 st March, 2021	As at 31 st March, 2020
Current maturities of long-term debt (Refer note 17)	-	7.69
Others		
(i) Inter Corporate Deposits	337.58	1,298.39
(ii) Other liabilities	81.00	62.65
(iii) Security and Other Deposits	579.93	498.62
	998.50	1,867.34

NOTE-22 OTHER CURRENT LIABILITIES

PARTICULARS	As at 31 st March, 2021	As at 31 st March, 2020
Statutory Dues	27.83	30.73
Advances from Customers	21,351.28	17,065.86
	21,379.11	17,096.59

NOTE-23 PROVISION - CURRENT

PARTICULARS	As at 31 st March, 2021	As at 31 st March, 2020
Provision for employee benefits (Refer note -36 for Disclosure as per Ind AS 19)	10.85	6.47
	10.85	6.47

NOTE-24 CURRENT TAX LIABILITIES (NET)

PARTICULARS	As at 31 st March, 2021	As at 31 st March, 2020
Taxation (Net)	36.72	41.79
	36.72	41.79

NOTE-25 REVENUE FROM OPERATIONS

PARTICULARS	For the year ended March 31 st , 2021	For the year ended March 31 st , 2020
A Sales of Products	13,340.05	49,217.10
Sale of Wind Power generated	30.97	26.06
	13,371.02	49,243.16



NOTE-26 OTHER INCOME

(₹ in Lakhs)

	PARTICULARS	For the year ended March 31 st , 2021	For the year ended March 31 st , 2020
1	Interest Income (At amortised cost)	504.16	513.21
2	Profit from Partnership Firm	64.27	113.98
3	Allowance for Bad and Doubtfull debts and Advance Reversal	540.40	-
4	Other non operating Income		
	Impairment in value of Investments	0.68	-
	Net gain on Sale of Land	559.51	162.68
	Miscellaneous Income	22.99	16.75
		1,692.01	806.63

NOTE-27 COST OF MATERIALS CONSUMED

	PARTICULARS	For the year ended March 31 st , 2021	For the year ended March 31 st , 2020
	Construction Materials Consumed	571.83	603.32
	Construction Contractors Charges	2,830.37	2,446.14
	Architectural & Consultancy Charges	74.29	79.22
		3,476.48	3,128.68

NOTE-28 PURCHASES OF STOCK IN TRADE

	PARTICULARS	For the year ended March 31 st , 2021	For the year ended March 31 st , 2020
	Purchases of Traded Goods	8,681.74	41,290.75
		8,681.74	41,290.75

NOTE-29 CHANGE IN INVENTORIES OF FINISHED GOODS, WORK IN PROGRESS AND STOCK IN TRADE

	PARTICULARS	For the year ended March 31 st , 2021	For the year ended March 31 st , 2020
A.	Stock in trade		
	Opening Stock	349.26	2,011.52
	Closing Stock	546.22	349.26
	Net (increase) /decrease in inventories	196.96	(1,662.26)
		196.96	(1,662.26)
B.	Construction Work in Progress		
	Opening Stock	4,071.30	5,829.67
	Closing Stock	4,303.42	4,071.30
	Net (increase) /decrease in inventories	232.12	(1,758.36)
		232.12	(1,758.36)
	TOTAL (A+B)	429.08	(3,420.63)

NOTE-30 EMPLOYEE BENEFITS EXPENSE

	PARTICULARS	For the year ended March 31 st , 2021	For the year ended March 31 st , 2020
	Salary and Wages	243.76	374.52
	Contribution to Provident and Other Funds	20.67	9.48
	Staff Welfare expenses	24.17	27.98
		288.61	411.99

NOTE-31 FINANCE COSTS

	PARTICULARS	For the year ended March 31 st , 2021	For the year ended March 31 st , 2020
	Interest Expense (at Amortised Cost)	963.49	803.20
	Other borrowing costs	109.30	292.06
		1,072.78	1,095.26

NOTES



NOTE-32 OTHER EXPENSES

(₹ in Lakhs)

PARTICULARS		For the year ended March 31 st , 2021	For the year ended March 31 st , 2020
	Consumption of Stores & Spares	10.65	17.14
	Rent	22.67	50.08
	Repairs - Plant & Machinery	2.62	3.68
	Repairs - Others	4.53	5.83
	Insurance	30.68	30.10
	Rates & Taxes (excluding taxes on Income)	47.60	64.25
	Freight & forwarding	75.48	179.22
	Selling and Distribution Expenses	198.65	167.87
	Donation	0.07	0.13
	Travelling & Conveyance	53.42	141.78
	Bank Commission & Charges	3.86	46.57
	Net Loss on foreign Currency Transactions and Translation	73.93	55.24
	Sundry Balances W/off	-	180.08
	Legal & Professional Charges	30.33	39.74
	Consultancy Charges	23.76	4.38
	Allowance for Bad and Doubtfull debts	49.52	3,665.71
	Provision For and Doubtfull Advances	-	1,551.64
	Bad Debts Written Off	503.19	-
	Advances Written Off	37.21	-
	Impairment in value of Investments	-	1.26
	Impairment in value of Property, Plant & Equipment	-	25.80
	Misc. expenses	90.77	84.66
		1,258.95	6,315.19

NOTE-33 CONTINGENT LIABILITIES AND COMMITMENTS (To the extent not provided for)

PARTICULARS		As at 31 st March, 2021	As at 31 st March, 2020
i)	Contingent Liabilities		
a)	Income tax / Sales tax/ Excise duty demand disputed in appeal (advance paid Rs. 418.12 lakhs (Previous year Rs. 418.12 lakhs) against disputed demand]	3,831.41	3,922.05
b)	Guarantee issued by bank for and on behalf of third party, against, lien on fixed deposit	36.69	36.69
c)	Claims against the company not acknowledged as debt	520.14	520.14
ii)	Commitments	Nil	Nil

NOTE-34 REMUNERATION TO AUDITORS

PARTICULARS		As at 31 st March, 2021	As at 31 st March, 2020
a)	For Statutory Audit	4.00	4.00
b)	For Tax Audit	3.00	3.00
c)	For other services	0.86	0.86
d)	Reimbursement of expenses	-	0.15

NOTE-35 PARTICULARS OF INVESTMENT IN PARTNERSHIP FIRM - MAHAKOSH PROPERTY DEVELOPERS:

PARTICULARS	As at 31 st March, 2021		As at 31 st March, 2020	
	Balance in Capital Account	Share of Profit & Loss	Balance in Capital Account	Share of Profit & Loss
M/s. Anik Industries Ltd.	4,343.80	21%	4,226.41	21%
Shri Suresh Chandra Shahra (HUF)	642.62	21%	544.66	21%
Smt. Mriduladevi Shahra	208.81	11%	176.93	11%
Shri Manish Shahra	(159.96)	21%	35.38	21%
Shri Nitesh Shahra	197.05	11%	492.24	11%
M/s. Osprey Trades & Agencies Pvt. Ltd.	(240.36)	15%	(285.27)	15%
Total	4,991.95	100%	5,190.35	100%



NOTE-36 DISCLOSURE AS PER INDAS-19"EMPLOYEE BENEFITS"

a Gratuity

(₹ in Lakhs)

	PARTICULARS	As at 31 st March, 2021	As at 31 st March, 2020
I.	Change in the Present Value of Defined Benefit Obligation		
	Present Value of Benefit Obligation as at the beginning of the Current Period	28.15	30.53
	Interest Cost	1.92	2.35
	Current Service Cost	3.51	4.32
	Past Service Cost - Non Vested Benefit incurred during the period	0.00	0.00
	Past Service Cost - Vested Benefit incurred during the period	—	—
	Liability Transferred in/ Acquisitions	—	—
	Liability transferred out/ Divestment	—	—
	(Gains)/ Losses on Curtailment	—	—
	(Liabilities Extinguished on Settlement)	—	—
	(Benefit paid directly by Employer)	—	(1.29)
	(Benefit paid from the Fund)	(12.41)	(3.17)
	Actuarial (gains)/losses on obligations -Due to Change in Demographic Assumptions	—	(0.92)
	Actuarial (gains)/losses on obligations	(0.03)	1.24
	Actuarial (gains)/losses on obligations -Due to Experience	13.92	(4.90)
	Present Value of Benefit Obligation as at the end of the year	35.07	28.15
II.	Change in the Fair value of Plan Assets		
	Fair Value of Plan Assets at the beginning of the Period	24.55	16.68
	Expected Return on Plan Assets	1.68	1.28
	Contributions by the Employer	5.00	10.00
	Expected Contributions by the Employees	—	—
	Assets Transferred In/ Acquisitions	—	—
	(Assets Transferred Out/ Divestments)	—	—
	(Benefit Paid from the Fund)	(12.41)	(3.17)
	The Effect of Changes in Foreign Exchange Rates	—	—
	Actuarial gains/(losses) on Plan Assets - Due to Experience	(0.57)	(0.25)
	Fair Value of Plan Assets at the end of the year	18.25	24.55
III.	Amount Recognised in the Balance Sheet		
	Fair Value of Plan Assets at the end of the Period	(35.07)	(28.15)
	Present Value of Benefit Obligation as at the end of the Period	18.25	24.55
	Funded Status	(16.81)	(3.61)
	Unrecognised Past Service Cost at the end of the Period	—	—
	Net (Liability)/Asset Recognised in the Balance Sheet	(16.81)	(3.61)
IV.	Net Interest Cost for current Period		
	Present Value of Benefit Obligation as at beginning of the Period	28.15	30.53
	Fair Value of Plan Assets at beginning of the Period	(24.55)	(16.68)
	Net Liability /(Assets) at beginning of the Period	3.61	13.84
	Interest Cost	1.92	2.35
	(Expected Return on Plan Assets)	(1.68)	(1.28)
	Net Interest Cost for current Period	0.25	1.06
V.	Expenses Recognised in the Statement of Profit or Loss for current period		
	Current Service Cost	3.51	4.32
	Net Interest Cost	0.25	1.06
	Past service cost	—	—
	Past Service Cost (Non Vested Benefit) Recognised during the Period	—	—
	Past Service Cost (Vested Benefit) Recognised during the Period	—	—
	(Expected Contributions by the employees)	—	—
	Expense Recognised in the Statement of Profit or Loss	3.75	5.38
VI.	Expenses Recognised in the Other Comprehensive Income (OCI) current period		
	Actuarial (Gains)/Losses on Obligation for the Period	13.89	(4.58)
	Actuarial (Gains)/Losses on Asset for the Period	0.57	0.25
	Change in Assets Ceiling	—	—
	Subtotal	14.45	(4.33)
	Net (Income)/Expense for the Period Recognized in OCI	14.45	(4.33)

NOTES



(₹ in Lakhs)

	PARTICULARS	As at 31 st March, 2021	As at 31 st March, 2020
VII.	Balance Sheet Reconciliation		
	Opening Net Liability	3.61	13.84
	Expense as above	3.75	5.38
	Expense Recognized in OCI	14.45	(4.33)
	Net Transfer In	—	—
	Net Transfer Out	—	—
	Benefit Paid Directly by the Employer	—	(1.29)
	Employers Contribution	(5.00)	(10.00)
	Net Liability/ (Assets) Recognised in Balance Sheet	16.81	3.61
		0.00	0.00
VIII.	Category of Assets		
	Cash and Cash Equivalents	—	—
	Insurance Fund	18.25	24.55
	Other	—	—
	Total	18.25	24.55
IX.	Other Details		
	No. of Active Members	46.00	57.00
	Per month Salary for active member	9.65	10.61
	Weighted Average duration of the defined benefit obligation	5.00	7.00
	Average Expected fute service	12.00	12.00
	Defined benefit obligation	35.07	28.15
	Prescribed contribution for next year (12 month)	9.65	7.12
X.	Net Interest Cost for Next year		
	Present Value of Benefit Obligation as at beginning of the Period	35.07	28.15
	Fair Value of Plan Assets at beginning of the Period	(18.25)	(24.55)
	Net Liability /(Assets) at beginning of the Period	16.81	3.61
	Interest Cost	2.40	1.92
	(Expected Return on Plan Assets)	(1.25)	(1.68)
	Net Interest Cost for current Period	1.15	0.25
XI.	Expenses Recognised in the Statement of Profit or Loss for Next year		
	Current Service Cost	3.23	3.51
	Net Interest Cost	1.15	0.25
	(Expected Contributions by the employees)	—	—
	Expense Recognised	4.38	3.75
XII.	Maturity Analysis of the Benefit payments : From the Fund		
	Defined benefits payable in future years from the date of Reporting		
	1st Following year	13.05	6.34
	2nd Following year	9.48	9.20
	3rd Following year	0.74	0.37
	4th Following year	0.60	0.73
	5th Following year	1.75	0.63
	Sum of years 6 to 10	4.30	5.54
	Sum of years 11 and above	22.85	24.17
XIII.	Maturity Analysis of the Benefit payments : From the Employer		
	Defined benefits payable in future years from the date of Reporting		
	1st Following year	—	—
	2nd Following year	—	—
	3rd Following year	—	—
	4th Following year	—	—
	5th Following year	—	—
	Sum of years 6 to 10	—	—
XV.	Sensitivity Analysis		
	Defined benefits Obligation on Current Assumptions	35.07	28.15
	Delta Effect of +1% Change in Rate of Discounting	(1.35)	(1.43)
	Delta Effect of +1% Change in Rate of Discounting	1.55	1.65
	Delta Effect of +1% Change in Rate of salary Increase	1.57	1.66
	Delta Effect of +1% Change in Rate of salary Increase	(1.38)	(1.46)
	Delta Effect of +1% Change in Rate of Employee Turnover	0.07	0.09
	Delta Effect of +1% Change in Rate of Employee Turnover	(0.10)	(0.11)



- b The liability in respect leave encashment is determined using actuarial valuation carried out as at balance sheet date. Actuarial gain or losses are recognised in full in the statement of profit and loss for the year in which they occur. Leave encashment liability as at the year end Rs. 4.63 lakhs (Prev. year Rs. 11.19 lakhs)

c **Defined Contribution Plan**

Company contributes to following Post - employment benefits plan during the year changed as expenses to Statement of Profit and Loss (₹ in Lakhs)

PARTICULARS	As at 31 st MARCH, 2021	As at 31 st MARCH, 2020
Contribution to Provident fund & ESIC	9.96	9.48

NOTE-37 EARNING PER SHARE (EPS) (face value of Rs.10 each)

PARTICULARS	For the Year ended March 31 st , 2021	For the Year ended March 31 st , 2020
Profit After Tax (Rs.)	456.53	(3,773.06)
Weighted Avg. No. of Equity Shares	2,77,53,486	2,77,53,486
Basic and Diluted Earning per share (Rs.)	1.64	(13.59)

NOTE-38 RELATED PARTY DISCLOSURE As per IND AS-24

(A) Relationships (Related parties with whom transactions have taken place during the year)

(a) Control Exist

Revera Milk & Foods Pvt Ltd - Subsidiary Company

Mahakosh Property Developers (a firm where company is a partner) - Associate/Joint Venture

(b) Key Management Personnel

1. Shri Manish Shahra	:	Chairman & Managing Director
2. Shri Ashok Kumar Trivedi	:	Whole Time Director
3. Shri Gautam Jain	:	Chief Financial Officer
4. Shri Shivam Asthana	:	Whole Time Director
5. Mr. Mayank Chadha	:	Company Secretary*
6. Ms. Ishmita Walia	:	Company Secretary**
7. Mr. Shailesh Kumath	:	Company Secretary***

(c) Other parties where Key Management Personnel and/or their relatives have significant influence and with whom transaction have taken place during the year

(i) Mahakosh Family Trust

(ii) APL International Private Limited

* Mr. Mayank Chadha appointed w.e.f. 23rd October, 2020

** Ms. Ishmita Walia resigned w.e.f. 10th October, 2020

*** Mr. Shailesh Kumath resigned w.e.f. 18th March, 2020

Note : Related party relationships is as identified by the company and relied upon by the auditor.

(B) Transactions carried out with related parties referred above :

(Rs. in lakhs)

Particulars	For the year ended March 31 st , 2021	For the year ended March 31 st , 2020
INCOME		
Interest received:		
Mahakosh property developers	332.12	294.78
EXPENDITURE		
#Remuneration:		
Mr. Manish Shahra	3.51	3.72
Mr. Ashok Kumar Trivedi	2.93	3.00
Mr. Gautam Jain	33.41	35.26
***Mr. Shailesh Kumath	-	21.72
Mr. Shivam Asthana	14.10	14.15
*Mr. Mayank Chadha	3.18	-
**Ms. Ishmita Walia	3.23	0.23
Rent:		
APL International Private Limited	1.98	1.98
Investment with Partnership firm		
In capital/current account:		
Mahakosh Property Developers - capital a/c	4,343.80	4,226.41
Balance At the end of the year		
APL International Private Limited	0.00	0.50
Receivable		
Security Deposit		
Mahakosh Family Trust	0.00	5.00

#Remuneration do not include contribution to gratuity fund.

NOTES



NOTE-39 STATEMENT SHOWING SEGMENT WISE RESULTS FOR THE YEAR (as per Ind-AS 108)

(₹ in Lakhs)

Sr. NO	PARTICULARS	WIND POWER	REALTY	OTHERS	UNALLOCABLE	TOTAL
1	SEGMENT REVENUE	30.97	3784.91	10157.69	1089.46	15063.03
	(NET SALES/INCOME)	26.06	5799.99	43581.89	641.84	50049.79
2	SEGMENT RESULTS	3.27	323.14	1212.13	165.79	1704.34
	(PROFIT BEFORE INTEREST & TAX)	(1.99)	631.34	(5,007.30)	(228.30)	(4,606.24)
	LESS : FINANCE COSTS					1072.78
						1095.26
	PROFIT FOR THE YEAR					631.56
						(5,701.50)
	PROFIT BEFORE TAXATION					631.56
						(5,701.50)
	LESS : Current Tax Provision					12.00
						-
	Defered Tax Provision					163.03
						(1,928.44)
	PROFIT AFTER TAX					456.53
						(3,773.06)
3	SEGMENT ASSETS	385.71	26388.28	15733.85	22396.07	64903.91
		701.10	21188.51	18510.45	22212.48	62612.54
4	SEGMENT LIABILITIES	0.00	28066.68	5830.55	4435.40	38332.63
		0.00	23689.00	10634.39	2164.78	36488.17
5	Cost incurred during the year to acquire segment of fixed assets	0.00	11.97	0.00	0.00	11.97
		0.00	6.13	0.00	0.00	6.13
6	SEGMENTAL DEPRECIATION	27.69	15.10	3.70	35.49	81.99
		27.69	15.15	4.35	41.60	88.79

(a) Geographical Information

Company's all operating facilities are located in India.

	2021-20	2019-20
	(In Lakhs)	(In Lakhs)
Domestic Revenue	14,375.22	50,007.55
Export Revenue	687.80	42.24
	15,063.03	50,049.79

(b) Revenue From major Products :

	2021-20	2019-20
1) Wind power		
Wind power Generation	30.97	26.06
2) Realty		
Housing Project	3,730.26	5,799.99
3) Others		
Agricultural Products	80.01	35,336.89
Export Tin Sheet and Machinery Parts	687.80	42.24
Edible Oil Products	8,636.47	7,544.21
	2021-20	2019-20

(c) Revenue from major Customers :

Revenue from Customers exceeding 10% of total revenue of company.

1) Wind power	-	-
2) Realty	-	-
3) Others	3976.53	24,961.52

NOTE-40 LEASES (Where company is lessee)

- (i) The Company adopted Ind As 116 'lease' effective from April,2019 and elect not to apply requirement of Ind As 116.
(ii) Leasehold Land are amortised one period of ware & shown as right of use Assets under note no.1 .

NOTE-41 FINANCIAL AND DERIVATIVES INSTRUMENTS:-

Derivative contract entered by the Company and outstanding as on 31st March, 2021.

(I) Notional amounts of derivative contract entered into by the company and outstanding as on 31st March, 2021

(₹ in Lakhs)

PARTICULARS	2020-21				2019-20			
	No. of Contracts	Currency	Amount in Foreign Currency	Equivalent Amount in INR	No. of Contracts	Currency	Amount in Foreign Currency	Equivalent Amount in INR
Forward Contracts (Purchase)	3.00	USD	45.00	3334.60	3.00	USD	2.51	184.19

All the above contracts are for hedging purpose and not for speculation.

(II) Foreign Currency exposure which are not hedged as at the Balance Sheet Date.

- (a) Payable in Foreign Currency

PARTICULARS	2020-21			2019-20		
	Currency	Amount in Foreign	Amount(INR)	Currency	Amount in Foreign	Amount(INR)
Against Import	US \$	8.17	597.66	US \$	12.71	1106.11
Advance Against Export	US \$	1.80	135.58	US \$	1.80	135.58

- (b) Receivable in Foreign Currency

PARTICULARS	2020-21			2019-20		
	Currency	Amount in Foreign	Amount(INR)	Currency	Amount in Foreign	Amount(INR)
Against Export	US \$	65.28	4,556.42	US \$	57.42	3844.71
Advance against Imports	US \$	15.60	1174.84	US \$	15.60	1174.84

NOTE - 42 A) Pursuant to disclosure pertaining to section 186 (4) of Companies Act ,2013 the following are the details thereof -

1- Investment made-

The same are classified respective heads and utilised for the purpose as mentioned in their object clause . (Refer Note 04

2- Guarantee given or Security provided for :

PARTICULARS	As at 31 st March, 2021	As at 31 st March, 2020
a Neptune Tradelinks Pvt.Ltd.	36.69	36.69

NOTE - 43

The company is required to spend on CSR activities under section 135 of the Companies Act, 2013 for the year ended March 31st 2021 is NIL (Pre. year NIL) calculated as per section 198 of the Companies Act, 2013.

NOTE - 44 FINANCIAL RISK MANAGEMENT OBJECTIVES AND POLICIES

In its ordinary operations, the companies activities expose it to the various types of risks, which are associated with the financial instruments and markets in which it operates. The company has a risk management policy which covers the foreign exchanges risks and other risks associated with the financial assets and liabilities such as interest rate risks and credit risks. The risk management policy is approved by the board of directors. The following is the summary of the main risks:

a) Market risk

Market risk is the risk that changes in market prices, such as foreign exchange rates (currency risk) and interest rates (interest rate risk), will affect the companies income or value of it's holding of financial instruments. The objective of market risk management is to manage and control market risk exposures within acceptable parameters, while optimising the return.

i) Interest rate risk

Interest rate risk is the risk the the fair value or future cash flow of a financial instrument will fluctuate because of changes in market interest rate. Fair value interest rate risk is the risk of changes in fair value of fixed interest bearing financial instrument because of fluctuations in the interest rates. Cash flow interest rate risk is the risk that the future cash flows of floating interest bearing financial instrument will fluctuate because of fluctuations in the interest rates.

The Company's exposure to the risk of changes in market interest rates relates primarily to the borrowing from banks. Currently company is not using any mitigating factor to cover the interest rate risk.

NOTES



(₹ in Lakhs)

PARTICULARS	As at 31 st March, 2021	As at 31 st March, 2020
Interest rate risk exposure		
Borrowings from banks	10,449.00	7,230.17
Total borrowings	10,449.00	7,230.17

Interest rate sensitivity

The sensitivity analysis below have been determined based on exposure to interest rates for borrowing at the end of the reporting period and the stipulated change taking place at the beginning of the financial year and held constant throughout the reporting period in case of term loans that have floating rates. If the interest rates had been 1% higher or lower and all the other variables were held constant, the effect on Interest expense for the respective financial years and consequent effect on companies profit in that financial year would have been as below:

(₹ in Lakhs)

PARTICULARS	For the year ended 31 st March, 2021	For the year ended 31 st March, 2020
Impact on Profit or Loss for the year decrease	104.49	72.30
Impact on Profit or Loss for the year Increase	(104.49)	(72.30)

ii) Foreign currency risk

The Company enters into transactions in currency other than its functional currency and is therefore exposed to foreign currency risk. The Company analyses currency risk as to which balances outstanding in currency other than the functional currency of that Company. The company enters in to derivative financial instrument such foreign currency forward contract to mitigate the risk of changes in exchange rate on foreign currency exposure.

Following table analysis foreign currency assets and liabilities on balance sheet date.

(₹ in Lakhs)

PARTICULARS	As at 31 st March, 2021	As at 31 st March, 2020
Receivable in Foreign currency	5,731.26	5,019.54
Payable in Foreign currency	733.23	1,241.69

PARTICULARS	As at 31 st March, 2021	As at 31 st March, 2020
Outstading forward contracts	3,334.60	184.19

Sensitivity to foreign currency risk

The following table demonstrates the sensitivity in the INR currencies if the USD currency rate is increased/(decreased) by 1% with all other variables held constant. The below impact on the Company's profit before tax is based on changes in the fair value of unhedged foreign currency monetary assets and liabilities at balance sheet date:



(₹ in Lakhs)

PARTICULARS	Sensitivity analysis			
	For the year ended 31 st March 2021		For the year ended 31 st March 2020	
	INR	INR	INR	INR
	Increase	Decrease	Increase	Decrease
Sensitivity to foreign currency risk	49.98	(49.98)	37.78	(37.78)

(b) Credit risk

Credit risk is the risk that arises from the possibility that the counterparty will not meet its obligations under a financial instrument or customer contract, leading to a financial loss.

Financial assets that are subject to such risk, principally consist of trade receivables, Investments and loans and advances. None of the financial instruments of the company results in material concentration of credit risk.

Financial assets are written off when there is no reasonable expectation of recovery, however, the Company continues to attempt to recover the receivables. Where recoveries are made, these are recognised in the Statement of Profit and Loss.

The impairment for financial assets are based on assumptions about risk of default and expected loss rates. The Company uses judgement in making these assumptions and selecting the inputs to the impairment calculation, based on the Company's past history, existing market conditions as well as forward looking estimates at the end of each balance sheet date.

Trade and other receivables

To Manage trade and other receivables, the company periodically assesses the financial reliability of customers, taking in to account the financial conditions, economic trends, analysis to historical bad debts and ageing of such receivables.

The ageing analysis of the trade receivables has been considered from the date the invoice falls due

(Rs. in lakhs)

PARTICULARS	As at 31 st March, 2021	As at 31 st March, 2020
0-90 Days	4,370.13	2,437.44
91-180 Days	20.30	3,873.78
181-Above Days	12,299.92	14,444.60
Total	16,690.35	20,755.83

The following table summarizes the change in the loss allowances measured using expected credit loss

PARTICULARS	2020-21	2019-20
Balance as at 1st April, 2020	5,107.52	1,441.82
Provided during the year	49.52	3,665.71
Reversed during the year	503.19	-
Balance as at 31st March, 2021	4,653.86	5,107.52

Investments

The Company limits its exposure to credit risk by generally investing in liquid securities and only with counter-parties that have a good credit rating. The Company does not expect any losses from non-performance by these counter-parties apart from those already given in financials, and does not have any significant concentration of exposures to specific industry sectors or specific country risks.

Cash & Cash Equivalent

The Company holds cash & cash equivalent with credit worthy banks of Rs. 1,152.63 lakhs as at March 31st, 2021 (Rs. 1,97.32 lakhs as at March 31, 2020). The credit worthiness of such banks is evaluated by the management on ongoing basis & is considered to be good.

(c) Liquidity risk

Liquidity risk is the risk that the Company will not be able to meet its financial obligations as they become due.

The Company has obtained fund and non-fund based working capital lines from various banks. The company's treasury department is responsible for liquidity, funding as well as settlement management. In addition, process and policies related to such risk are overseen by senior management. Management monitors the company's net liquidity position through rolling forecasts on the basis of expected cash flows.

NOTES



Expected contractual maturity for derivative and non derivative Financial Liabilities:

(₹ in Lakhs)

Particulars	Carrying Amount	Less than 1 year	1 to 5 years	>5 years	Total
As at 31st March, 2021					
Non Derivative Financial Liabilities					
Borrowings	10,449.00	-	10,449.00	-	10,449.00
Trade payables	5,185.78	5,185.78	-	-	5,185.78
Other financial liabilities	998.50	998.50	-	-	998.50
Total	16,633.29	6,184.29	10,449.00	-	16,633.29
Derivative Financial Liabilities					
Forward Contract outstanding	3,334.60	3,334.60	-	-	3,334.60
Total	3,334.60	3,334.60	-	-	3,334.60
As at 31st March, 2020					
Non Derivative Financial Liabilities					
Borrowings	7,230.17	7.69	7,222.49	-	7,230.17
Trade payables	10,245.16	10,245.16	-	-	10,245.16
Other financial liabilities	1,859.66	1,859.66	-	-	1,859.66
Total	19,334.99	12,112.51	7,222.49	-	19,334.99
Derivative Financial Liabilities					
Forward Contract outstanding	184.19	184.19	-	-	184.19
Total	184.19	184.19	-	-	184.19

Capital Management

For the purpose of the Company's capital management, capital includes issued equity capital, securities premium and all other equity reserves attributable to the equity shareholders of the Company. The Company's objective when managing capital is to safeguard its ability to continue as a going concern so that it can continue to provide returns to shareholders and other stake holders.

The Company manages its capital structure and makes adjustments in light of changes in the financial condition and the requirements of the financial covenants. To maintain or adjust the capital structure, the Company may adjust the dividend payment to shareholders, return capital to shareholders (buy back its shares) or issue new shares.

Gearing Ratio:

PARTICULARS	As at 31 st March, 2021	As at 31 st March, 2020
Debt (Refer Notes 17, 19)	10,449.00	7,230.17
Cash and cash equivalent (Refer Note 10)	1,167.29	198.23
Adjusted net Debt	9,281.71	7,031.95
Total Equity	26,571.28	26,124.37
Net Debt to equity ratio	0.35	0.27

NOTE- 45 FINANCIAL INSTRUMENTS BY CATEGORY AND FAIR VALUE HEIRARCHY

Set out below, is a comparison by class of the carrying amounts and fair value of the Company's financial instruments, other than those with carrying amounts that are reasonable approximations of fair values.

The fair values of the financial assets and financial liabilities included in the level 2 and level 3 categories above have been determined in accordance with generally accepted pricing models based on a discounted cash flow analysis, with the most significant inputs being the discount rate that reflects the credit risk of counter parties.

As 31 st March, 2021	Fair Value Measurement			Fair Value hierarchy		
	FVTPL	FVOCI	Amortised Cost	Level-1	Level-2	Level-3
Financial assets						
Investments in Mutual Fund	1.11	-	14,674.14	1.10	-	0.01
Cash and cash equivalents	-	-	1,167.29	-	-	-
Bank balances other than cash and cash equivalents	-	-	1,973.87	-	-	-
Trade Receivables	-	-	12,036.49	-	-	-
Loan	-	-	101.52	-	-	-
Other financial assets	-	-	189.67	-	-	-
Total	1.11	-	30,142.98	1.10	-	0.01
Financial liabilities						
Borrowings	-	-	10,449.00	-	-	-
Trade Payables	-	-	5,185.78	-	-	-
Other financial liability	-	-	998.50	-	-	-
Total	-	-	16,633.29	-	-	-



(₹ in Lakhs)

As 31 st March, 2020	Fair Value Measurement			Fair Value hierarchy		
	FVTPL	FVOCI	Amortised Cost	Level-1	Level-2	Level-3
Financial assets						
Investments in Mutual Fund	0.43		14,556.75	0.42		0.01
Cash and cash equivalents			198.23			
Bank balances other than cash and cash equivalents			2,397.78			
Trade Receivables			15,648.30			
Loan			93.42			
Other financial assets			431.41			
Total	0.43	-	33,327.90	0.42	-	0.01
Financial liabilities						
Borrowings			7,230.17			
Trade Payables			10,245.16			
Other financial liability			1,859.66			-
Total	-	-	19,334.99	-	-	-

To provide an indication about the reliability of the inputs used in determining fair value, the Company has classified its financial instruments into three levels prescribed under the Ind AS. An explanation for each level is given below.

Level 1: Quoted (unadjusted) market prices in active markets for identical assets or liabilities.

Level 2: Valuation techniques for which the lowest level input that is significant to the fair value measurement is directly or indirectly observable

Level 3: Valuation techniques for which the lowest level input that is significant to the fair value measurement is unobservable.

NOTE- 46 TAX EXPENSES RELATING TO CONTINUING OPERATIONS

Tax expenses recognised in the statement of Profit & Loss

	For the year ended March 31 st , 2021	For the year ended March 31 st , 2020
A. Current Tax		
in respect of current year	12.00	-
Total Current Tax	12.00	-
Deferred Tax		
in respect of current year	163.03	(1,928.44)
Total Deferred income tax expense/(credit)	163.03	(1,928.44)
Total income tax expense/(credit)	175.03	(1,928.44)
B. Amounts Recognised in Other Comprehensive Income		
Items that will not be reclassified to Profit or Loss		
Remeasurements of the defined benefit Plans	4.83	(1.44)
(B) Total	4.83	(1.44)
Tax Expenses relating to continuing operations reconciled to accounting profit as follows		
Profit before tax	631.56	(5,701.50)
Applicable Tax Rate (MAT)	0.31	0.31
income tax as per above rate	197.05	(1,778.87)
Adjustments for taxes for		
Exempt Income	(20.05)	-
Dissallowance of expense	43.65	5.87
Additional allowances	(309.27)	(35.56)
Special Rate (LTCG)	(88.63)	-
Tax as per MAT	12.00	-
Current Tax Provision	12.00	-
Tax on account of Prperty ,Plant And Equipment	(10.85)	(21.85)
Others	173.88	(98.03)
Tax Expenses recognised in statement of Profit & loss	175.03	(1,928.44)
Effective Tax Rate %	0.28	0.34

The movement in Deferred tax assets and liabilities during the year ended March 31st, 2020 and March 31st, 2021

(₹ in Lakhs)

Particulars	Opening Balance	Recognised in Profit or Loss	Recognised in OCI	Closing Balance
2019-2020				
Deferred Tax Assets				
Provision for Doubtful Debts	854.13	1741.76		2595.89
Carry forward loss		169.56		169.56
On account of unabsorbed tax lossess	10.52	(5.58)		4.94
	864.65	1905.74		2770.39
Deferred Tax Liabilities				
On account of Property , Plant & Equipments	124.77	(21.85)		102.92
Other timing difference	(6.13)	(0.84)	1.44	(5.53)
	118.64	(22.69)	1.44	97.39
Net Defered tax Asset/(Liabilities)	746.01	1928.44	(1.44)	2673.00
2020-2021				
Deferred Tax Assets				
Provision for Doubtful Debts	2595.89	(163.88)		2432.01
Carry forward loss	169.56	(14.43)		155.14
On account of unabsorbed tax lossess	4.94	2.22		7.16
	2770.39	(176.08)		2594.31
Deferred Tax Liabilities				
On account of Property , Plant & Equipments	102.92	(10.85)		92.07
Other timing difference	(5.53)	(2.21)	(4.83)	(12.56)
	97.39	(13.06)	(4.83)	79.51
Net Defered tax Asset/(Liabilities)	2673.00	(163.03)	4.83	2514.80

NOTE- 47 In view of the Covid-19 pandemic, there have been several restrictions imposed by governments across the globe on the travel, goods movement and transportation considering public health and safety measures. The Company is primarily engaged in business of trading of Agri and Non Agri Commodities , wind power and real estate activities. This COVID-19 pandemic has surely impacted the operations of the Company in many ways. Accordingly as of 31st March 2021, based on the facts and circumstances existing as of that date. However, the impact assessment of Covid-19 is a continuing process given the uncertainties associated with its nature and duration. The management will continue to closely monitor the evolving situation and assess its impact on the business of the Company.

NOTE- 48 (A) Trade receivable (Note No.9) includes Rs 5107.52 lakhs (Prev. Year 4407.12 lakhs) considered doubtful of recovery for which provision is made to the extent of Rs.5107.52 lakhs (Prev. Year 4407.12 lakhs) ,in addition to the expected credit loss allowance made as per accounting policy.

(B) Further Advance to suppliers (Note No. 14) includes Rs. 2631.10 lakhs (Prev. Year 2668.32 lakhs) considered doubtful of recovery for which aggregate provision Rs. 2631.10 lakhs (Prev. Year 2668.32 lakhs) is made .

NOTE- 49 Land situated at Village Bilawali Tehsil & District Dewas (M.P.) Area 4.31 Acre at cost of Rs. 5.45 lakhs shown as (Assets Classified as held for sale).

NOTE- 50 Unbilled Revenue regrouped to Other current assets from Financial Assets - others.

NOTE- 51 Previous year's figures have been regrouped or rearranged wherever considered necessary to make them comparable with current year's figures.

As per our report of even date attached
For **S.N. Gadiya & Co.**
Chartered Accountants
FRN : 02052C

CA SATYANARAYAN GADIYA
Proprietor
Membership No.071229

Date : 30th June, 2021
Place: Indore

CS MAYANK CHADHA
Company Secretary

GAUTAM JAIN
Chief Financial Officer

For and on behalf of the Board of Directors

MANISH SHAHRA
Chairman & Managing Director
DIN : 00230392

ASHOK KUMAR TRIVEDI
Whole Time Director
DIN : 00350507

**INDEPENDENT AUDITOR'S REPORT**

To

The Members of

ANIK INDUSTRIES LIMITED**Report on the Consolidated Financial Statements**

We have audited the accompanying consolidated financial statements of Anik Industries Limited (hereinafter referred to as “the Holding Company”) and its subsidiary (the Holding and its subsidiary together referred to as “the Group”) and its associate, comprising the Consolidated Balance Sheet as at 31st March, 2021, the Consolidated Statement of Profit and Loss (including other comprehensive income), the Consolidated Statement of Changes in Equity and the Consolidated Cash Flow Statement for the year then ended, and a summary of the significant accounting policies and other explanatory information (hereinafter referred to as “the consolidated financial statements”).

Opinion

In our opinion and to the best of our information and according to the explanations given to us and based on the consideration of reports of the other auditors on separate financial statements/financial information of the subsidiary and associate referred to below in Other Matter paragraph, the aforesaid consolidated financial statements give the information required by the Act in the manner so required and give a true and fair view in conformity with the accounting principles generally accepted in India, of the consolidated state of affairs of the Group and its associate entities as at 31st March, 2021, and their consolidated profit, including consolidated other comprehensive income, consolidated statement of changes in equity and their consolidated cash flows for the year ended on that date.

Basis for Opinion

We conducted our audit in accordance with the Standards on Auditing (SAs) specified under section 143(10) of the Companies Act, 2013. Our responsibilities under those Standards are further described in the Auditor’s Responsibilities for the Audit of the Consolidated Financial Statements section of our report. We are independent of the Group, its associates and jointly controlled entities in accordance with the ethical requirements that are relevant to our audit of the consolidated financial statements in India in terms of the Code of Ethics issued by ICAI and the relevant provisions of the Companies Act, 2013, and we have fulfilled our other ethical responsibilities in accordance with these requirements. We believe that the audit evidence we have obtained is sufficient and appropriate to provide a basis for our opinion.

Key Audit Matters

Key audit matters are those matters that, in our professional judgment, were of most significance in our audit of the consolidated financial statements of the current period. These matters were addressed in the context of our audit of the consolidated financial statements as a whole, and in forming our opinion thereon, and we do not provide a separate opinion on these matters.

Key Audit Matters	Auditor’s Response
Evaluation of uncertain tax positions The Group operates in multiple jurisdictions and is subject to periodic challenges by local tax authorities on a range of tax matters during the normal course of business including direct and indirect tax matters. These involve significant management judgment to determine the possible outcome of the uncertain tax positions, consequently having an impact on related accounting and disclosures in the consolidated financial statements.	Our audit procedures include the following substantive procedures: <ul style="list-style-type: none"> • Obtained understanding of key uncertain tax positions; and • We along with our internal tax experts – <ul style="list-style-type: none"> - Read and analysed select key correspondences, external legal opinions / consultations by management for key uncertain tax positions; - Discussed with appropriate senior management and evaluated management’s underlying key assumptions in estimating the tax provisions; and Assessed management’s estimate of the possible outcome of the disputed cases

Information Other than the Consolidated Financial Statements and Auditor’s Report Thereon

The Company’s Board of Directors is responsible for the preparation of the other information. The other information comprises the information included in the Management Discussion and Analysis, Board’s Report including Annexures to Board’s Report, Business Responsibility Report, Corporate Governance and Shareholder’s Information, but does not include the consolidated financial statements and our auditor’s report thereon.

Our opinion on the consolidated financial statements does not cover the other information and we do not express any form of assurance conclusion thereon.

In connection with our audit of the consolidated financial statements, our responsibility is to read the other information and, in doing so, consider whether the other information is materially inconsistent with the consolidated financial statements or our knowledge obtained during the course of our audit or otherwise appears to be materially misstated.

If, based on the work we have performed, we conclude that there is a material misstatement of this other information, we are required to report that fact. We have nothing to report in this regard.

Responsibilities of Management for the Consolidated Financial Statements

The Holding Company's Board of Directors is responsible for the preparation of these consolidated Ind AS financial statements in terms of the requirements of the Companies Act, 2013 (hereinafter referred to as "the Act") that give a true and fair view of the consolidated financial position, consolidated financial performance including other comprehensive income, the Consolidated Statement of Changes in Equity and consolidated cash flows of the Group including its associate, in accordance with the accounting principles generally accepted in India, including the Indian Accounting Standards specified under Section 133 of the Act. The respective Board of Directors of the companies included in the group and of its associate are responsible for maintenance of adequate accounting records in accordance with the provisions of the Act for safeguarding the assets of the Group and its associate and for preventing and detecting frauds and other irregularities; the selection and application of appropriate accounting policies; making judgments and estimates that are reasonable and prudent; and the design, implementation and maintenance of adequate internal financial controls, that were operating effectively for ensuring the accuracy and completeness of the accounting records, relevant to the preparation and presentation of the consolidated financial statements that give a true and fair view and are free from material misstatement, whether due to fraud or error, which have been used for the purpose of preparation of the consolidated financial statements by the Directors of the Holding Company, as aforesaid.

In preparing the consolidated financial statements, the respective Board of Directors of the companies included in the Group and of its associates and jointly controlled entities are responsible for assessing the ability of the Group and of its associates and jointly controlled entities to continue as a going concern, disclosing, as applicable, matters related to going concern and using the going concern basis of accounting unless the Board of Directors either intends to liquidate the Group or to cease operations, or has no realistic alternative but to do so.

The respective Board of Directors of the companies included in the Group and of its associates and jointly controlled entities are responsible for overseeing the financial reporting process of the Group and of its associates and jointly controlled entities.

Auditor's Responsibilities for the Audit of the Consolidated Financial Statements

Our objectives are to obtain reasonable assurance about whether the consolidated financial statements as a whole are free from material misstatement, whether due to fraud or error, and to issue an auditor's report that includes our opinion. Reasonable assurance is a high level of assurance, but is not a guarantee that an audit conducted in accordance with SAs will always detect a material misstatement when it exists. Misstatements can arise from fraud or error and are considered material if, individually or in the aggregate, they could reasonably be expected to influence the economic decisions of users taken on the basis of these consolidated financial statements.

As part of an audit in accordance with SAs, we exercise professional judgment and maintain professional skepticism throughout the audit. We also:

- Identify and assess the risks of material misstatement of the consolidated financial statements, whether due to fraud or error, design and perform audit procedures responsive to those risks, and obtain audit evidence that is sufficient and appropriate to provide a basis for our opinion. The risk of not detecting a material misstatement resulting from fraud is higher than for one resulting from error, as fraud may involve collusion, forgery, intentional omissions, misrepresentations, or the override of internal control.
- Obtain an understanding of internal control relevant to the audit in order to design audit procedures that are appropriate in the circumstances. Under section 143(3)(i) of the Companies Act, 2013, we are also responsible for expressing our opinion on whether the company has adequate internal financial controls system in place and the operating effectiveness of such controls.
- Evaluate the appropriateness of accounting policies used and the reasonableness of accounting estimates and related disclosures made by management.
- Conclude on the appropriateness of management's use of the going concern basis of accounting and, based on the audit evidence obtained, whether a material uncertainty exists related to events or conditions that may cast significant doubt on the ability of the Group and its associates entities to continue as a going concern. If we conclude that a material uncertainty exists, we are required to draw attention in our auditor's report to the related disclosures in the consolidated financial statements or, if such disclosures are inadequate, to modify our opinion. Our conclusions are based on the audit evidence obtained up to the date of our auditor's report. However, future events or conditions may cause the Group and its associates and jointly controlled entities to cease to continue as a going concern.
- Evaluate the overall presentation, structure and content of the consolidated financial statements, including the disclosures, and whether the consolidated financial statements represent the underlying transactions and events in a manner that achieves fair presentation.
- Obtain sufficient appropriate audit evidence regarding the financial information of the entities or business activities within the Group and its associate entities to express an opinion on the consolidated financial statements. We are responsible for the direction, supervision and performance of the audit of the financial statements of such entities included in the consolidated financial statements of which we are the independent auditors. For the other entities included in the consolidated financial statements, which have been audited by other auditors, such other auditors remain responsible for the direction, supervision and performance of the audits carried out by them. We remain solely responsible for our audit opinion.

We communicate with those charged with governance of the Holding Company and such other entities included in the consolidated financial statements of which we are the independent auditors regarding, among other matters, the planned scope and timing of the audit and significant audit findings, including any significant deficiencies in internal control that we identify during our audit.

We also provide those charged with governance with a statement that we have complied with relevant ethical requirements regarding independence, and to communicate with them all relationships and other matters that may reasonably be thought to bear on our independence, and where applicable, related safeguards.

From the matters communicated with those charged with governance, we determine those matters that were of most significance in the audit of the consolidated financial statements of the current period and are therefore the key audit matters. We describe these matters in



INDEPENDENT AUDITOR'S REPORT ON CONSOLIDATED FINANCIAL STATEMENT

our auditor's report unless law or regulation precludes public disclosure about the matter or when, in extremely rare circumstances, we determine that a matter should not be communicated in our report because the adverse consequences of doing so would reasonably be expected to outweigh the public interest benefits of such communication.

Other Matter

- a. We did not audit the financial statements of one subsidiary whose financial statements reflect total assets of Rs. 13760.83 Lacs as at 31st March, 2021, total revenues of Nil, net loss (including other comprehensive income) of Rs. 7.31 Lacs and cash inflow amounting to Rs. 0.49 lacs for the year ended on that date as considered in the consolidated financial statements have not been audited by us. These financial statements have been audited by other auditors whose reports have been furnished to us by the Management and our opinion on the consolidated financial statements, in so far as it relates to the amount and disclosures included in respect of this subsidiary and our report in terms of sub-section (3) and (11) of section 143 of the Act, insofar as it relates to the aforesaid subsidiary is based solely on the reports of the other auditor.
- b. The consolidated financial statement include the unaudited financial statement of Group's share of net profit after tax of Rs. 64.27 lacs for the year ended 31 March 2021, as considered in the consolidated annual financial statement, of one associate. These unaudited financial Statements have been furnished to us by the Board of Directors and our opinion on the consolidated Financial statement, in so far as it relates to the amounts and disclosures included in respect of this associate entity is based solely on such unaudited Financial Statements.

Our opinion on the consolidated financial statements above and our report on Other Legal and Regulatory Requirements below, is not modified in respect of the above matters with respect to our reliance on the work done and the reports of the other auditors and the financial statements/information certified by the Management.

Report on Other Legal and Regulatory Requirements

1. As required by section 143 (3) of the Act, we report, to the extent applicable that:
 - a) We have sought and obtained all the information and explanations, which to the best of our knowledge and belief were necessary for the purposes of our audit of the aforesaid consolidated financial statements.
 - b) In our opinion, proper books of account as required by law relating to preparation of the aforesaid consolidated financial statements have been kept so far as appears from our examination of those books and reports of the other auditor.
 - c) The Consolidated Balance Sheet, the Consolidated Statement of Profit and Loss (including other comprehensive income), Consolidated statement of changes in equity and the Consolidated Cash Flow Statement dealt with by this report are in agreement with the relevant books of account maintained for the purpose of preparation of the consolidated financial statements.
 - d) In our opinion, the aforesaid consolidated financial statements comply with the Indian accounting standards specified under section 133 of the Act, read with rules framed thereunder.
 - e) On the basis of the written representations received from the directors of the Holding company, as on 31st March 2021 taken on records by the Board of Directors of the Holding Company and the reports of the statutory auditor of its subsidiary company incorporated in India, none of the directors of the Group companies incorporated in India, is disqualified as on 31st March, 2021 from being appointed as a director in terms of section 164(2) of the Act.
 - f) With respect to the adequacy of the internal financial controls over financial reporting of the Holding Company and its Subsidiary Company incorporated in India and the operating effectiveness of such controls, refer to our separate report in "Annexure A"; and
 - g) With respect to the other matters to be included in the Auditor's Report in accordance with Rule 11 of the Companies (Audit and Auditors) Rules, 2014 in our opinion and to the best of our information and according to the explanations given to us:
 - i. The consolidated financial statements disclosed the impact of pending litigations on the consolidated financial position of the Group – refer note 34 to the consolidated financial statements;
 - ii. The Group did not have any long term contract including derivative contract for which there were any material foreseeable losses.
 - iii. There has been no delay in transferring amounts, required to be transferred, to the Investor Education and Protection Fund by the Holding company and its subsidiary company incorporated in India.
 - h) With respect to the matter to be included in the Auditor's report under Section 197(16) of the Act:

In our opinion and according to the information and explanations given to us and based on the reports of the statutory auditors of such subsidiary company incorporated in India which were not audited by us, the remuneration paid during the current year by the Holding Company and its subsidiary company incorporated in India to its directors is in accordance with the provisions of Section 197 read with schedule V to the Act.

For S. N. GADIYA & CO.
Chartered Accountant
(Firm Regn No.: 02052C)

Place : Indore
Dated : 30th June, 2021
UDIN :21071229AAAAHO8611

CA Satyanarayan Gadiya
Proprietor
(Membership No. 071229)

**Annexure A To the Independent Auditor's Report of even date on the Consolidated Financial Statements of Anik Industries Limited****Report on the Internal Financial Controls under Clause (i) of Sub-section 3 of Section 143 of the Companies Act, 2013 ("the Act")**

In conjunction with our audit of the consolidated financial statements of the Company as of and for the year ended 31st March, 2021, we have audited the internal financial controls over financial reporting of Anik Industries Limited ("the Holding Company") and its subsidiary company which are companies incorporated in India, as of that date.

Management's Responsibility for Internal Financial Controls

The respective Board of Directors of the Holding company and its subsidiary company which are companies incorporated in India are responsible for establishing and maintaining internal financial controls based on the internal control over financial reporting criteria established by the Company considering the essential components of internal control stated in the Guidance Note on Audit of Internal Financial Controls Over Financial Reporting issued by the Institute of Chartered Accountants of India. These responsibilities include the design, implementation and maintenance of adequate internal financial controls that were operating effectively for ensuring the orderly and efficient conduct of its business, including adherence to the respective company's policies, the safeguarding of its assets, the prevention and detection of frauds and errors, the accuracy and completeness of the accounting records, and the timely preparation of reliable financial information, as required under the Companies Act, 2013.

Auditors' Responsibility

Our responsibility is to express an opinion on the Holding Company and its Subsidiary which are companies incorporated in India, internal financial controls over financial reporting based on our audit. We conducted our audit in accordance with the Guidance Note on Audit of Internal Financial Controls Over Financial Reporting (the "Guidance Note") and the Standards on Auditing, issued by ICAI and deemed to be prescribed under section 143(10) of the Companies Act, 2013, to the extent applicable to an audit of internal financial controls, both issued by the Institute of Chartered Accountants of India. Those Standards and the Guidance Note require that we comply with ethical requirements and plan and perform the audit to obtain reasonable assurance about whether adequate internal financial controls over financial reporting was established and maintained and if such controls operated effectively in all material respects.

Our audit involves performing procedures to obtain audit evidence about the adequacy of the internal financial controls over financial reporting and their operating effectiveness. Our audit of internal financial controls over financial reporting included obtaining an understanding of internal financial controls over financial reporting, assessing the risk that a material weakness exists, and testing and evaluating the design and operating effectiveness of internal control based on the assessed risk. The procedures selected depend on the auditor's judgment, including the assessment of the risks of material misstatement of the financial statements, whether due to fraud or error.

We believe that the audit evidence we have obtained and obtained by other auditors in terms of their reports referred to in the Other Matters paragraph below, is sufficient and appropriate to provide a basis for our audit opinion on the Company's internal financial controls over financial reporting.

Meaning of Internal Financial Controls over Financial Reporting

A company's internal financial control over financial reporting is a process designed to provide reasonable assurance regarding the reliability of financial reporting and the preparation of financial statements for external purposes in accordance with generally accepted accounting principles. A company's internal financial control over financial reporting includes those policies and procedures that (1) pertain to the maintenance of records that, in reasonable detail, accurately and fairly reflect the transactions and dispositions of the assets of the company; (2) provide reasonable assurance that transactions are recorded as necessary to permit preparation of financial statements in accordance with generally accepted accounting principles, and that receipts and expenditures of the company are being made only in accordance with authorizations of management and directors of the company; and (3) provide reasonable assurance regarding prevention or timely detection of unauthorized acquisition, use, or disposition of the company's assets that could have a material effect on the financial statements.

Inherent Limitations of Internal Financial Controls over Financial Reporting

Because of the inherent limitations of internal financial controls over financial reporting, including the possibility of collusion or improper management override of controls, material misstatements due to error or fraud may occur and not be detected. Also, projections of any evaluation of the internal financial controls over financial reporting to future periods are subject to the risk that the internal financial control over financial reporting may become inadequate because of changes in conditions, or that the degree of compliance with the policies or procedures may deteriorate.

Opinion

In our opinion, the Holding Company and its subsidiary company, which are companies incorporated in India, have, in all material respects, an adequate internal financial controls over financial reporting and such internal financial controls over financial reporting were operating effectively as at March 31, 2021, based on the internal control over financial reporting criteria established by the Company considering the essential components of internal control stated in the Guidance Note on Audit of Internal Financial Controls Over Financial Reporting issued by the Institute of Chartered Accountants of India.

Other Matters

Our aforesaid reports under Section 143(3)(i) of the Act on the adequacy and operating effectiveness of the internal financial controls over financial reporting in so far as it relates to a subsidiary company, which is companies incorporated in India, is based on the corresponding reports of the auditors of such company incorporated in India.

For S. N. GADIYA & CO.
Chartered Accountant
(Firm Regn No.: 02052C)

Place : Indore
Dated : 30th June, 2021
UDIN :21071229AAAHO8611

CA Satyanarayan Gadiya
Proprietor
(Membership No. 071229)



CONSOLIDATED FINANCIAL STATEMENTS

CONSOLIDATED BALANCE SHEET AS AT 31ST MARCH, 2021

(₹ in Lakhs)

PARTICULARS		Note	As at 31 st March, 2021	As at 31 st March, 2020
I.	ASSETS			
(1)	Non-current assets			
	(a) Property, Plant and Equipment	1	5,126.27	5,217.25
	(a) Right of Use Assets	1	1,022.11	1,034.08
	(b) Capital work-in-progress	2	581.96	1,054.11
	(c) Goodwill		8,734.47	8,734.47
	(c) Intangible assets	3	0.00	0.00
	(d) Financial Assets			
	(i) Investments	4	4,344.90	4,226.84
	(ii) Loans	5	5,473.70	5,537.56
	(ii) Others Financial Assets	6	84.23	364.56
	(e) Deferred tax assets (net)	7	2,673.55	2,831.75
	(f) Other non-current assets	8	832.78	813.79
	Total Non-current assets		28,873.97	29,814.41
(2)	Current assets			
	(a) Inventories	9	5,441.04	5,026.81
	(b) Financial Assets			
	(i) Trade receivables	10	15,078.57	18,690.38
	(ii) Cash and cash equivalents	11	1,168.16	198.61
	(iii) Bank balances Other than (iii) above	12	1,973.87	2,399.78
	(iv) Loans	13	101.58	93.48
	(v) Others Financial Assets	14	106.38	67.47
	(c) Other current assets	15	24,319.84	18,508.49
	Total current assets		48,189.44	44,985.02
	Assets Classified as Held for Sale		5.45	-
	TOTAL Assets (1+2)		77,068.86	74,799.43
II.	EQUITY AND LIABILITIES			
(1)	Equity			
	(a) Equity share capital	16	2,775.35	2,775.35
	(b) Other Equity	17	34,075.84	33,635.26
	Equity attributable to owners of company		36,851.18	36,410.61
	Non Controlling Interest		1,845.72	1,846.70
	Total Equity		38,696.90	38,257.31
(2)	Liabilities			
	Non-Current Liabilities			
	(a) Financial Liabilities			
	(i) Borrowings	18	6,492.77	6,369.02
	(b) Provisions	19	10.60	8.33
	Total Non-current Liabilities		6,503.37	6,377.35
(3)	Current liabilities			
	(a) Financial Liabilities			
	(i) Borrowings	20	3,956.24	853.46
	(ii) Trade payables	21		
	(a) Total outstanding dues of Micro and Small Enterprises		-	-
	(b) Total outstanding due of creditors other than Micro and Small Enterprises		5,221.31	10,291.84
	(iii) Other financial liabilities	22	1,002.25	1,868.61
	(b) Other current liabilities	23	21,379.17	17,102.60
	(c) Provisions	24	10.85	6.47
	(d) Current tax liabilities (Net)	25	36.72	41.79
	Total current Liabilities		31,606.54	30,164.77
	Liabilities Associated with assets classified as held for sale		262.06	-
	TOTAL Equity and Liabilities (1+2+3)		77,068.86	74,799.43
	NOTES FORMING AN INTEGRAL PART TO THE FINANCIAL STATEMENTS	1 to 53		
	GENERAL INFORMATION AND SIGNIFICANT ACCOUNTING POLICIES	A-B		

As per our report of even date attached
For **S.N. Gadiya & Co.**
Chartered Accountants
FRN : 02052C

For and on behalf of the Board of Directors

CA SATYANARAYAN GADIYA
Proprietor
Membership No.071229

CS MAYANK CHADHA
Company Secretary

MANISH SHAHRA
Chairman & Managing Director
DIN : 00230392

Date : 30th June, 2021
Place: Indore

GAUTAM JAIN
Chief Financial Officer

ASHOK KUMAR TRIVEDI
Whole Time Director
DIN : 00350507

CONSOLIDATED FINANCIAL STATEMENTS



STATEMENT OF CONSOLIDATED PROFIT AND LOSS FOR THE YEAR ENDED 31ST MARCH, 2021

(₹ in Lakhs)

PARTICULARS		Note	As at 31 st March, 2021	As at 31 st March, 2020
I.	Revenue From Operations	26	13,371.02	49,873.07
II.	Other income	27	1,627.74	692.64
III.	Total Revenue (I + II)		14,998.76	50,565.71
IV.	EXPENSES			
	Cost of materials consumed	28	3,476.48	3,128.68
	Purchases of Stock-in-Trade	29	8,681.74	41,919.15
	Changes in inventories of Finished goods, stock- in-trade and work in progress	30	(429.08)	3,420.63
	Employee benefits expense	31	292.97	416.08
	Finance costs	32	1,074.50	1,095.56
	Depreciation and amortisation expenses	1&3	81.99	88.79
	Other expenses	33	1,260.17	6,316.44
	Total expenses		14,438.77	56,385.34
V.	Profit/(Loss) before Share of Profit an associate and exceptional items and tax (III-IV)		559.98	(5,819.63)
VI.	Share of profit/(loss) of an associates (V-VI)		64.27	113.98
VII.	Profit/(Loss) before exceptional items		624.25	(5,705.64)
VIII.	Exceptional items		-	-
IX.	Profit/(Loss) before Tax (VII-VIII)		624.25	(5,705.64)
X	Tax expense :			
	(1) Current tax		12.00	-
	(2) Deferred tax		163.03	(1,928.44)
XI	Profit/(Loss) after tax for the year from (IX-X)		449.23	(3,777.20)
XII	Other Comprehensive Income			
	A . Items that will not be reclassified to profit or loss			
	Remeasurement of defined benefit obligation		(14.45)	4.33
	Tax thereon		4.83	(1.44)
	B . Items that will be reclassified to profit or loss		-	-
XIII	Total Other Comprehensive Income		(9.63)	2.89
	Total Comprehensive Income for the year		439.60	(3,774.32)
XIV	Profit/(Loss) for the year attributable to			
	Owners of the Company		450.20	(3,776.66)
	Non-controlling interests		(0.98)	(0.55)
	Total		449.23	(3,777.21)
	Other Comprehensive Income attributable to			
	Owners of the Company		(9.63)	2.89
	Non-controlling interests		-	-
	Total		(9.63)	2.89
	Total Comprehensive Income attributable to			
	Owners of the Company		440.58	(3,773.77)
	Non-controlling interests		(0.98)	(0.55)
	Total		439.60	(3,774.32)
XV	Earning per equity share (face value of Rs.10 each)			
	(1) Basic	37	1.62	(13.60)
	(2) Diluted		1.62	(13.60)
	Notes Forming An Integral Part To The Consolidated Financial Statements	1 to 53		
	General Information And Significant Accounting Policies	A-B		

As per our report of even date attached
For **S.N. Gadiya & Co.**
Chartered Accountants
FRN : 02052C

For and on behalf of the Board of Directors

CA SATYANARAYAN GADIYA
Proprietor
Membership No.071229

CS MAYANK CHADHA
Company Secretary

MANISH SHAHRA
Chairman & Managing Director
DIN : 00230392

Date : 30th June, 2021
Place: Indore

GAUTAM JAIN
Chief Financial Officer

ASHOK KUMAR TRIVEDI
Whole Time Director
DIN : 00350507



CONSOLIDATED FINANCIAL STATEMENTS

Anik Industries Limited
CIN L24118MH1976PLC136836

a. Statement of Changes in Equity (SOCIE)

(₹ in Lakhs)

PARTICULARS	As at 31 st March, 2021	As at 31 st March, 2020
EQUITY SHARES :	Amount	Amount
Balance at the beginning of the reporting period	2,775.35	2,775.35
Changes in equity share capital during the year - Shares issued during the year	-	-
Balance at the end of the reporting period	2,775.35	2,775.35

b. Other Equity

PARTICULARS	Reserve & Suplus			Non Controlling Interest	Total
	General Reserve	Security Premium	Retained Earning		
Balances as at 1st April , 2020	6,484.39	12,444.99	14,705.88	1,846.70	35,481.95
Profit for the year			450.20	(0.98)	449.23
Other comprehensive income (net of tax)			(9.63)		(9.63)
Total Comprehensive Income for the year			440.58		439.60
Balances as at 31st March 2021	6,484.39	12,444.99	15,146.46	1,845.72	35,921.55
Balances as at 1st April , 2019	6,484.39	12,444.99	18,623.27	1,847.25	39,399.89
Loss for the year			(3,773.77)	(0.55)	(3,777.21)
Other comprehensive income (net of tax)			.		2.89
Adjustment on account of IND AS 116			(143.62)		(143.62)
Total Comprehensive Income for the year			(3,917.39)		(3,917.39)
Balances as at 31st March 2020	6,484.39	12,444.99	14,705.88	1,846.70	35,481.95
Notes Forming An Integral Part To The Consolidated Financial Statements 1 to 53					
General Information And Significant Accounting Policies A-B					

As per our report of even date attached
For **S.N. Gadiya & Co.**
Chartered Accountants
FRN : 02052C

CA SATYANARAYAN GADIYA
Proprietor
Membership No.071229

Date : 30th June, 2021
Place: Indore

CS MAYANK CHADHA
Company Secretary

GAUTAM JAIN
Chief Financial Officer

For and on behalf of the Board of Directors

MANISH SHAHRA
Chairman & Managing Director
DIN : 00230392

ASHOK KUMAR TRIVEDI
Whole Time Director
DIN : 00350507

CONSOLIDATED FINANCIAL STATEMENTS



CASH FLOW STATEMENT FOR THE YEAR ENDED 31ST MARCH, 2021

(₹ in Lakhs)

PARTICULARS		For the Year ended March 31 st , 2021	For the Year ended March 31 st , 2020
A.	CASH FLOW FROM OPERATING ACTIVITIES		
	Net profit before Exceptional items & Tax	624.25	(5,705.64)
	Adjustment For :		
	Depreciation and amortisation expenses	81.99	88.79
	Finance Costs	1,074.50	1,095.56
	Interest Received	(504.16)	(513.21)
	Provision for doubtful debts	49.52	3,665.71
	Provision For and Doubtfull Advances	(540.40)	1,551.64
	Impairment in value of Fixed Assets	0.04	25.80
	Capital advances written off		38.86
	Adjustment for Other Comprehensive Income	(14.45)	4.33
	Profit from Sale of Property,Plants & Equipments	(559.51)	-
	(Profit)/loss from associates	(64.27)	(113.98)
	Loss / (Gain) on fair valuation of share	(0.68)	1.26
	Unrealised (gain)/loss on foreign currency exchange rate		(162.68)
	Operating profit before working capital changes		
	Adjustment For :	146.83	(23.58)
	Trade and other receivables	(1,658.43)	(1,490.70)
	Inventories	(414.23)	3,236.31
	Trade and Other Payables	(1,645.98)	(1,191.97)
	Cash Generated from Operations	(3,571.82)	530.06
	Direct Taxes Paid	(36.06)	(137.66)
	Net cash from/ (used in) operating activities	(3,607.88)	392.40
B.	CASHFLOW FROM INVESTING ACTIVITIES		
	Purchase of Property, plant and equipment	(38.87)	(45.46)
	Sale of Property, plant and equipment	1,086.00	-
	Purchase of Investment	(53.12)	(724.03)
	Interest Received	488.39	817.92
	Changes in bank balances not considered as cash and cash equivalent	688.64	91.10
	Advance received against assets classified as held for sale	262.06	-
	Net cash from/ (used in) investing activities	2,433.10	139.54
C.	CASH FLOW FROM FINANCING ACTIVITIES		
	Proceed from Borrowing	3,226.52	465.76
	Repayment of Borrowing	(7.69)	(15.11)
	Finance cost	(1,074.50)	(1,095.56)
	Net cash from/ (used in) financing activities	2,144.33	(644.91)
	Net Increase/ (Decrease) in cash and cash equivalents (A+B+C)	969.55	(112.97)
	Cash and Cash Equivalents at Beginning of the Year	198.61	311.57
	Cash and Cash Equivalents at End of the Year	1,168.16	198.61
	Cash & Cash Equivalents comprises:		
	Balance with banks in current accounts	1,153.50	197.70
	Cash on hand	14.66	0.91
		1,168.16	198.61

As per our report of even date attached
For **S.N. Gadiya & Co.**
Chartered Accountants
FRN : 02052C

For and on behalf of the Board of Directors

CA SATYANARAYAN GADIYA
Proprietor
Membership No.071229

CS MAYANK CHADHA
Company Secretary

MANISH SHAHRA
Chairman & Managing Director
DIN : 00230392

Date : 30th June, 2021
Place: Indore

GAUTAM JAIN
Chief Financial Officer

ASHOK KUMAR TRIVEDI
Whole Time Director
DIN : 00350507

**A. GENERAL INFORMATION**

Anik Industries Limited (Formerly known as Madhya Pradesh Glychem Industries Limited) is a Public Limited Company (CIN-L24118MH1976PLC136836) was incorporated on February 10, 1976 (hereinafter referred to as the Company) in India under provision of the Companies Act, 1956 having its registered office at 610, Tulsiani Chamber, Nariman Point, Mumbai-400021

The company and its subsidiary collectively referred as group "the Group". The consolidated financial statements as at 31st March, 2020 presents the financial position of the group as well as its associates.

The main business activities in which Group is dealing in Wind Power Generation, Housing & Property Developments, Trading activities by Import and Export of edible oil and other commodities.

The Shares of the company are listed at the Bombay Stock Exchange (BSE) and the National Stock Exchange (NSE).

The Company has the following subsidiaries:

Name of subsidiary	% of holding
Revera Milk & Foods Pvt. Ltd.	86.61%

A. Significant accounting policies**i. Statement of compliance**

The consolidated financial statements have been prepared in accordance with Indian Accounting standards ("IndAS") notified, under section 133 of the Companies Act, 2013 ('Act') read with the rules notified under the relevant provisions of the Act.

ii. Basis of Preparation

These Consolidated financial statements have been prepared on accrual basis and under the historical cost convention except for certain financial instruments which are measured at fair value at the end of each reporting period, as explained in the accounting policies mentioned below.

All assets and liabilities have been classified as current or non-current as per the Group's normal operating cycle and other criteria set out in Schedule III to the Companies Act, 2013. The group has ascertained its operating cycle as 12 months for the purpose of current and non-current classification of assets and liabilities.

Deferred tax assets and liabilities are classified as non-current assets and liabilities.

The operating cycle is the time between the acquisition of assets for processing and their realisation in cash and cash equivalents.

Functional and presentation currency

These consolidated financial statements are presented in Indian rupees, which is the group's functional currency. All amounts have been rounded to the nearest Rupees in lacs unless otherwise indicated.

iii. Use of Estimates, Judgments and Assumptions

The preparation of consolidated financial statements in accordance with Ind AS requires management to make judgments, estimates and assumptions that affect the application of accounting policies and the reported amount of assets, liabilities, income and expenses. Actual results may differ from these estimates. Estimates and underlying assumptions are reviewed on an ongoing basis. Revisions to accounting estimates are recognized in the period in which the estimates are revised and in any future periods affected.

All the assets and liabilities have been classified as current or non-current as per the group's normal operating cycle of twelve months and other criteria set out in Schedule III to the Companies Act, 2013.

Significant areas of estimation, uncertainty and critical judgments in applying accounting policies that have significant effect on amount recognized in the consolidated financial statements are:

- i. Allowance for bad and doubtful trade receivable.
- ii. Recognition and measurement of provision and contingencies.
- iii. Depreciation/Amortisation and useful lives of Property, plant and equipment / Intangible Assets.
- iv. Recognition of deferred tax.
- v. Income Taxes.
- vi. Measurement of defined benefit obligation.
- vii. Impairment of Non-financial assets and financial assets.

iv. Revenue**Recognition**

The group recognized revenue i.e. account for a contract with a customer only when all of the following criteria are met:

- (a) the parties to the contract have approved the contract (in writing, orally or in accordance with other customary business practices) and are committed to perform their respective obligations;
- (b) the entity can identify each party's rights regarding the goods or services to be transferred;
- (c) the entity can identify the payment terms for the goods or services to be transferred;
- (d) the contract has commercial substance (i.e. the risk, timing or amount of the entity's future cash flows is expected to change as a result of the contract); and
- (e) It is probable that the entity will collect the consideration to which it will be entitled in exchange for the goods or services that will be transferred to the customer. In evaluating whether collectability of an amount of consideration is probable, an entity shall consider only the customer's ability and intention to pay that amount of consideration when it is due. The amount of consideration to which the entity will be entitled may be less than the price stated in the contract if the consideration is variable because the entity may offer the customer a price concession.

Measurement

When (or as) a performance obligation is satisfied, group recognize as revenue the amount of the transaction price (which excludes estimates of variable consideration that are constrained) that is allocated to that performance obligation.

The transaction price is the amount that the entity expects to be entitled to in exchange for transferring promised goods or services to a customer, excluding amounts collected on behalf of third parties (for example, some taxes on sales). The consideration promised may include fixed amounts, variable amounts, or both.

(a) Sale of goods

Revenue is recognised upon transfer of control of promised goods to customers in an amount that reflects the consideration which the group expects to receive in exchange for those goods. Revenue from the sale of goods is recognised at the point in time when control is transferred to the customer which is usually on dispatch / delivery of goods, based on contracts with the customers.

Revenue is measured based on the transaction price, which is the consideration, adjusted for volume discounts, price concessions, incentives, and returns, if any, as specified in the contracts with the customers. Revenue excludes taxes collected from customers on behalf of the government. Further, the revenue amount is adjusted for the time value of money if that contract contains a significant financing component.

Revenue from sale of power is recognized when delivered and measured based on contractual arrangements after giving allowances for wheeling and transmission loss.

(b) Revenue from Projects

The group recognizes revenue from real estate projects where performance obligation is satisfied over time; revenue recognition is done by measuring the progress towards complete satisfaction of performance obligation. The progress is measured in terms of a proportion of actual cost incurred to-date, to the total estimated cost attributable to the performance obligation.

Expected losses, is recognised in the period in which such losses become probable based on the expected total contract cost as at the reporting date.

(c) Interest and Dividend

Interest income is recognized on accrual basis using the effective interest method. Dividend income is recognised in profit or loss on the date on which the group's right to receive payment is established.

v. Inventories

Inventories are valued at lower of cost and net realizable value. Cost of inventory is arrived at by using Weighted Average Price Method. Cost of inventory is generally comprises of cost of purchases, cost of conversion and other cost incurred in bringing the inventories to their present location and condition.

The cost of construction material is determined on the basis of Weighted Average price method. Construction work in progress include cost of land, premium for development rights, construction cost and the allocation of interest and manpower cost and expense incidental to the project, undertaken by the company.

vi. Property, Plant and Equipment

(a) Recognition and measurement

Items of property, plant and equipment are measured at cost less accumulated depreciation and any accumulated impairment losses (if any) except for Freehold land which is not depreciated.

The cost of an item of property, plant and equipment comprises its purchase price, including import duties and non-refundable purchase taxes, after deducting trade discounts and rebates, acquisition or construction cost including borrowing costs, any costs directly attributable to bringing the asset to the location and condition necessary for it to be capable of operating in the manner intended by management, initial estimate of the costs of dismantling and removing the item and restoring the site on which it is located.

If significant parts of an item of property, plant and equipment have different useful lives, then they are accounted for as separate items (major components) of property, plant and equipment.

Any gain or loss on disposal of an item of property, plant and equipment is recognised in statement of profit or loss.

(b) Subsequent expenditure

Subsequent expenditure is capitalised only if it is probable that the future economic benefits associated with the expenditure will flow to the group.

(c) Depreciation

Depreciation on property, plant and equipment is provided using Straight line method (SLM) as per the useful life of the assets in the manner as specified in Schedule II to the Companies Act, 2013. The estimated useful life of assets and estimated residual value is taken as prescribed under Schedule II to the Companies Act, 2013.

Depreciation on additions during the year is provided on pro rata basis with reference to date of addition/installation. Depreciation on assets disposed/discarded is charged up to the date on which such asset is sold.

The estimated useful lives, residual value and depreciation method are reviewed at the end of each balance sheet date, any changes therein are considered as changes in estimate and accordingly accounted for prospectively.

(d) Capital Work In progress

Assets under erection/installation are shown as "Capital work in progress", Expenditure during construction period are shown as "pre-operative expenses" to be capitalized on erection/installations of the assets.

vii. Intangible Assets

Identifiable intangible assets are recognised when it is probable that future economic benefits attributed to the asset will flow to the group and the cost of the asset can be reliably measured. Gains or losses arising from derecognition of an intangible asset are measured as the difference between the net disposal proceeds and the carrying amount of the asset and are recognised in the statement of profit and loss when the asset is derecognised.

(a) Recognition and measurement

Computer software's have finite useful lives and are measured at cost less accumulated amortisation and any accumulated impairment losses.

(b) Subsequent expenditure

Subsequent expenditure is capitalised only when it increases the future economic benefits embodied in the specific asset to which it relates or when the development stage is achieved. All other expenditure, including expenditure on internally generated goodwill and brands, when incurred is recognised in statement of profit or loss.

(c) Amortisation

Amortisation is calculated to write off the cost of intangible assets less their estimated residual values using the straight-line method over their estimated useful lives and is generally recognised in statement of profit or loss. Computer software are amortised over their estimated useful life of 3 years.



Amortisation methods, useful lives and residual values are reviewed at each reporting date and adjusted, if required.

viii. Employee benefits

(a) Short term employee benefits

Short-term employee benefits are expensed as the related service is provided. A liability is recognised for the amount expected to be paid if the group has a present legal or constructive obligation to pay this amount as a result of past service provided by the employee and the obligation can be estimated reliably.

(b) Defined benefit plans

The liability for gratuity a defined benefit plan is determined annually by a qualified actuary using the projected unit credit method. The group pays gratuity to the employees who have completed five years of service with group at the time when the employee leaves the group as per the Payment of Gratuity Act, 1972.

The group pays gratuity liability amount is contributed to the approved gratuity fund formed exclusively for gratuity payment to the employees.

Remeasurement of the net defined benefit plans in respect of post-employment are charged to other comprehensive income. Net interest expense and other expenses related to defined benefit plans are recognised in statement of profit and loss.

(c) Other employee benefits

Compensated absences which are not expected to occur within twelve months after the end of the period in which the employee renders the related services are recognized as a liability at the present value of obligation as at the Balance sheet date determined based on an actuarial valuation.

(d) Defined Contribution Plan

The group's payments to the defined contribution plans are recognized as expenses during the period in which the employees perform the services that payment covers. Defined contribution plan comprise of contribution to the employees' provident fund with government, Employees' State Insurance and Pension Scheme.

ix. Income Tax

Income tax expense comprises current and deferred tax. It is recognised in profit or loss except to the extent that it relates to the other comprehensive income (OCI).

(a) Current tax

Current tax comprises the expected tax payable or receivable on the taxable income or loss for the year and any adjustment to the tax payable or receivable in respect of previous years. It is measured using tax rates enacted or substantively enacted at the reporting date. Current tax also includes any tax arising from dividends.

Current tax assets and liabilities are offset only if, the Group:

- a) has a legally enforceable right to set off the recognised amounts; and
- b) intends either to settle on a net basis, or to realise the asset and settle the liability simultaneously.

(b) Deferred tax

Deferred tax is recognised on temporary differences between the carrying amounts of assets and liabilities in consolidated financial statements and the corresponding tax bases used in the computation of taxable profit. Deferred tax liabilities are generally recognised for all taxable temporary differences. Deferred tax assets are generally recognised for all deductible temporary differences to the extent that it is probable that taxable profits will be available against which those deductible temporary differences can be utilised. Such deferred tax asset and liabilities are not recognised at the temporary differences arises from the initial recognition of assets and liabilities in a transaction that affects neither the taxable profit nor the accounting profit

The carrying amount of deferred tax assets and liabilities are reviewed at the end of each reporting period and reduced to the extent that it is no longer probable that sufficient taxable profit will be available to allow all or part of the asset to be recovered.

Deferred tax liabilities and assets are measured at the tax rates that are expected to apply in the period in which the liability is settled or the asset realised, based on tax rates (and tax laws) that have been enacted or substantively enacted by the end of the reporting period.

Deferred tax assets include Minimum Alternative Tax (MAT) paid in accordance with the tax laws in India, which is likely to give future economic benefits in the form of availability of set off against future income tax liability. Accordingly, MAT is recognised as deferred tax asset in the balance sheet when the asset can be measured reliably, and it is probable that the future economic benefit associated with the asset will be realised.

Deferred tax assets and liabilities are offset only if:

- a) the entity has a legally enforceable right to set off deferred tax assets against deferred tax liabilities; and
- b) the deferred tax assets and the deferred tax liabilities relate to income taxes levied by the same taxation authority on the same taxable entity.

x. Segment Accounting policies

(a) The Group has disclosed business segment as primary segment. Based on the criteria mentioned in IND AS-108 "Operating segment" the group has identified its reportable segments.

The chief operating decision maker (CODM) evaluated the group's performance and allocates resources based on an analysis of various performance indicators by operating segments. The CODM reviews revenue and Gross profit as performance indicator for all of the operating segments. The various segments identified by the group comprised as under:

Name of Segment	-	Comprised of
Wind Power	-	Wind Turbine Power Unit
Real Estate	-	Construction and Development of Housing project
Others	-	Trading of Coal, Agri Commodities, Edible Oils etc.

(b) Segment revenue, segment results, segment assets and segment liabilities include respective amounts directly identified with the segment and also an allocation on reasonable basis of amounts not directly identified. The expenses which are not directly relatable to the business segments are shown as unallocated corporate cost. Assets and liabilities that cannot be allocated between the segments are shown as unallocable corporate assets and liabilities respectively.

xi. Foreign currency transactions

Transactions in foreign currencies are translated into the respective functional currencies of the group at the exchange rates prevailing on the date of the transaction.

Monetary assets and liabilities denominated in foreign currencies are translated into the functional currency at the exchange rate at the reporting date. Differences arising on settlement of monetary items are recognised in statement of profit and loss except to the extent of exchange differences which are regarded as an adjustment to interest costs on foreign currency borrowings that are directly attributable to the acquisition or construction of qualifying assets which are capitalized as cost of assets.

Non-monetary items that are measured based on historical cost in a foreign currency are not translated. Non-monetary assets and liabilities that are measured at fair value in a foreign currency are translated into the functional currency at the exchange rate when the fair value was determined. Exchange differences arising out of these transactions are generally recognised in statement of profit and loss.

xii. Borrowing cost

Borrowing costs that are directly attributable to the acquisition, construction or production of qualifying asset are capitalised as part of the cost of that asset till the date it is ready for its intended use or sale. Qualifying asset are the assets that necessarily takes a substantial period of time to get ready for its intended use. All other borrowing costs are charged to the statement of profit and loss in the period in which they are incurred.

xiii. Cash and Cash Equivalent

Cash and cash equivalent includes the cash and Cheques in hand, bank balances, demand deposits with bank and other short term, highly liquid investments with original maturity of three months or less that are readily convertible to known amounts of cash and which are subject to an insignificant risk of changes in value.

Bank overdrafts are shown within borrowings in current liabilities in the balance sheet and forms part of financing activities in the cash flow statement. Book overdraft is shown within other financial liabilities in the balance sheet and forms part of operating activities in the cash flow statement.

xiv. Cash Flow Statement

Cash flows are reported using indirect method, whereby profit/ (loss) before tax is adjusted for the effect of transactions of non-cash nature and any deferrals or accruals of past or future cash receipts or payments and items of income or expenses associated with investing or financing cash flow. The cash flow from operating, investing and financing activities of the group is segregated based on the available information.

xv. Earnings Per Share

(a) Basic earnings per shares is arrived at based on net profit/ (loss) after tax available to equity shareholders divided by Weighted average number of equity shares, adjusted for bonus elements in equity shares issued during the year (if any) and excluding treasury shares.

(b) Diluted earnings per shares is calculated by dividing Profit attributable to equity holders after tax divided by Weighted average number of shares considered for basic earning per shares including potential dilutive equity shares. The dilutive potential equity shares are adjusted for the proceeds receivable had the equity shares been actually issued at fair value (i.e. the average market value of the outstanding equity shares). Dilutive potential equity shares are deemed converted as of the beginning of the period, unless issued at a later date. Potential ordinary shares shall be treated as dilutive when, and only when, their conversion to ordinary shares would decrease earnings per share or increase loss per share from continuing operations.

xvi. Provisions, Contingent Liabilities and Contingent Assets

Provisions are recognised when there is a present legal or constructive obligation as a result of past events and it is probable that an outflow of resources embodying economic benefits will be required to settle the obligation and the amount can be reliably estimated. Provisions are not recognized for future operating losses.

A contingent liability is a possible obligation that arises from past events whose existence will be confirmed by the occurrence or non-occurrence of one or more uncertain future events beyond the control of the group or a present obligation that is not recognized because it is not probable that an outflow of resources will be required to settle the obligation, or the amount of the obligation cannot be measured with sufficient reliability. The group does not recognize a contingent liability but discloses its existence in the consolidated financial statements

A contingent asset is a possible asset that arises from past events and whose existence will be confirmed only by the occurrence or non-occurrence of one or more uncertain future events not wholly within the control of the group. Contingent assets are not recognized, but its existence is disclosed in the consolidated financial statements

xvii. Leases

A contract is, or contains, a lease if the contract conveys the right to control the use of an identified asset for a period of time in exchange for consideration.

As per the requirements of Ind AS 116 the group evaluates whether an arrangement qualifies to be a lease. In identifying a lease the group uses significant judgment in assessing the lease term (including anticipated renewals) and the applicable discount rate.

The Group determines the lease term as the non-cancellable period of a lease, together with both periods covered by an option to extend the lease if the group is reasonably certain to exercise that option; and periods covered by an option to terminate the lease if the Group is reasonably certain not to exercise that option. The Group revises the lease term if there is a change in the non-cancellable period of a lease.

Group as a lessee

The Group accounts for each lease component within the contract as a lease separately from non-lease components of the contract and allocates the consideration in the contract to each lease component on the basis of the relative stand-alone price of the lease component and the aggregate stand-alone price of the non-lease components.

Right of Use Assets

The Group recognizes right-of-use asset representing its right to use the underlying asset for the lease term at the lease commencement date. The cost of the right-of-use asset measured at inception shall comprise of the amount of the initial measurement of the lease liability adjusted for any lease payments made at or before the commencement date less any lease incentives received, plus any initial direct costs incurred and an estimate of costs to be incurred by the lessee in dismantling and removing the underlying asset or restoring the underlying asset or site on which it is located.

The right-of-use assets is subsequently measured at cost less any accumulated depreciation, accumulated impairment losses, if any and adjusted for any remeasurement of the lease liability. The right-of-use assets are depreciated using the straight-line method from the commencement date over the lease term. Right-of-use assets are tested for impairment whenever there is any indication that their carrying amounts may not be recoverable and impairment loss, if any, is recognised in the statement of profit and loss.

Lease hold land are considered as Right of Use assets per Ind AS 116 and classified accordingly.

Lease Liability

The Group measures the lease liability at the present value of the lease payments that are not paid at the commencement date of the lease. The lease payments are discounted using the interest rate implicit in the lease, if that rate can be readily determined. If that rate cannot be readily determined, the Group uses incremental borrowing rate. For leases with reasonably similar characteristics, the Group, on a lease by lease basis, may adopt either the incremental borrowing rate specific to the lease or the incremental borrowing rate for the portfolio as a whole.

The lease liability is subsequently re-measured by increasing the carrying amount to reflect interest on the lease liability, reducing the carrying amount to reflect the lease payments made and remeasuring the carrying amount to reflect any reassessment or lease modifications. The group recognises the amount of the re-measurement of lease liability due to modification as an adjustment to the right-of-use asset and statement of profit and loss depending upon the nature of modification. Where the carrying amount of the right-of-use asset is reduced to zero and there is a further reduction in the measurement of the lease liability, the Group recognizes any remaining amount of the re-measurement in statement of profit and loss.

The Group has elected not to apply the requirements of Ind AS 116 Leases to short-term leases of all assets that have a lease term of 12 months or less and leases for which the underlying asset is of low value. The lease payments associated with these leases are recognized as an expense on a straight-line basis over the lease term.

Operating leases

The Group has also used the practical expedient provided by the standard when applying Ind AS 116 to leases previously classified as operating leases under Ind AS 17 and therefore, has not reassessed whether a contract, is or contains a lease, at the date of initial application, relied on its assessment of whether leases are onerous, applying Ind AS 37 immediately before the date of initial application as an alternative to performing an impairment review, excluded initial direct costs from measuring the right-of-use asset at the date of initial application and used hindsight when determining the lease term if the contract contains options to extend or terminate the lease. The Group has used a single discount rate to a portfolio of leases with similar characteristics.

On transition, the Group recognized a lease liability measured at the present value of the remaining lease payments. The right-of-use asset is recognised at its carrying amount as if the standard had been applied since the commencement of the lease, but discounted using the lessee's incremental borrowing rate as at April 1, 2019.

xviii. Impairment of Non-Financial Assets

The Group assesses at each reporting date whether there is any objective evidence that a non-financial asset or a group of non-financial assets are impaired. If any such indication exists, the group estimates the amount of impairment loss.

For the purpose of assessing impairment, the smallest identifiable group of assets that generates cash inflows from continuing use that are largely independent of the cash inflows from other assets or group of assets is considered as cash generating unit. If any such indication exists, an estimate of the recoverable amount of the individual asset / cash generating unit is made.

An impairment loss is calculated as the difference between an asset's carrying amount and recoverable amount. Losses are recognized in statement of profit and loss and reflected in an allowance account. When the group considers that there are no realistic prospects of recovery of the asset, the relevant amounts are written off. If the amount of impairment loss subsequently decreases and the decrease can be related objectively to an event occurring after the impairment was recognized, then the previously recognized impairment loss is reversed through profit or loss.

When an impairment loss subsequently reverses, the carrying amount of the asset (or a cash-generating unit) is increased to the revised estimate of its recoverable amount, but so that the increased carrying amount does not exceed the carrying amount that would have been in place had there been no impairment loss been recognized for the asset (or cash-generating unit) in prior years. A reversal of an impairment loss is recognized immediately in Statement of Profit and Loss.

xix. Financial Instruments

A financial instrument is any contract that gives rise to a financial asset of one entity and a financial liability or equity instrument of another entity. Financial instruments also include derivative contracts such as foreign currency foreign exchange forward contracts, interest rate swaps and currency options; and embedded derivatives in the host contract.

(a) Financial assets
Classification

The Group classifies financial assets in the following measurement categories:

- a. Those measured at amortised cost and
- b. Those measured subsequently at fair value through other comprehensive income or fair value through profit or loss on the basis of its business model for managing the financial assets and the contractual cash flow characteristics of the financial asset.

Initial recognition and measurement

All financial assets are recognised initially at fair value. Transaction costs that are attributable to the acquisition of the financial asset are adjusted to fair value in the case of financial assets not recorded at fair value through profit or loss. Purchases or sales of financial assets that require delivery of assets within a time frame established by regulation or convention in the market place (regular way trades) are recognised on the trade date, i.e., the date that the group commits to purchase or sell the asset.

Measured at amortised cost

- a. A financial asset is measured at the amortised cost if both the following conditions are met:
- b. The asset is held within a business model whose objective is to hold assets for collecting contractual cash flows, and
- c. Contractual terms of the asset give rise on specified dates to cash flows that are solely payments of principal and interest (SPPI) on the principal amount outstanding.
- d. After initial measurement, such financial assets are subsequently measured at amortised cost using the effective interest rate (EIR) method. Amortised cost is calculated by taking into account any discount or premium on acquisition and fees or costs that are an integral part of the EIR. The EIR amortisation is included in finance income in the statement of profit and loss. The losses arising from impairment are recognised in the statement of profit and loss. This category generally applies to trade and other receivables.

Measured at fair value through other comprehensive income (FVOCI)

A financial asset is measured at FVOCI if both of the following criteria are met:

- a) The objective of the business model is achieved both by collecting contractual cash flows and selling the financial assets, and

- b) The asset's contractual cash flows represent SPPI.

Financial assets included within the FVOCI category are measured initially as well as at each reporting date at fair value. Fair value movements are recognized in the other comprehensive income (OCI). However, the group recognizes interest income, impairment losses & reversals and foreign exchange gain or loss in the profit and loss.

On derecognition of the non derivative debt instruments designated at FVOCI, cumulative gain or loss previously recognised in OCI is reclassified from the equity to profit and loss. Whereas on derecognition of the equity instruments designated at FVOCI, cumulative or loss previously recognised in OCI is reclassified from the equity to retained earnings.

Interest earned whilst holding FVOCI debt instrument is reported as interest income using the EIR method.

Financial Asset at fair value through profit and loss (FVTPL)

FVTPL is a residual category for financial asset. Any financial asset, which does not meet the criteria for categorization as at amortized cost or as FVOCI, is classified as at FVTPL.

In addition, the group company may elect to classify a financial asset, which otherwise meets amortized cost or FVOCI criteria, as at FVTPL. However, such election is allowed only if doing so reduces or eliminates a measurement or recognition inconsistency (referred to as 'accounting mismatch').

Financial assets included within the FVTPL category are measured at fair value with all changes recognized in the profit and loss.

Derecognition

A financial asset (or, where applicable, a part of a financial asset or part of a group of similar financial assets) is primarily derecognised (i.e. removed from the group's balance sheet) when:

- i. The rights to receive cash flows from the asset have expired, or
- ii. The group has transferred its rights to receive cash flows from the asset or has assumed an obligation to pay the received cash flows in full without material delay to a third party under a 'pass-through' arrangement; and either (a) the group has transferred substantially all the risks and rewards of the asset, or (b) the group has neither transferred nor retained substantially all the risks and rewards of the asset, but has transferred control of the asset.
- iii. When the group has transferred its rights to receive cash flows from an asset or has entered into a pass-through arrangement, it evaluates if and to what extent it has retained the risks and rewards of ownership. When it has neither transferred nor retained substantially all of the risks and rewards of the asset, nor transferred control of the asset, the group continues to recognize the transferred asset to the extent of the group's continuing involvement. In that case, the group also recognizes an associated liability. The transferred asset and the associated liability are measured on a basis that reflects the rights and obligations that the group has retained.
- iv. Continuing involvement that takes the form of a guarantee over the transferred asset is measured at the lower of the original carrying amount of the asset and the maximum amount of consideration that the group could be required to repay.

Impairment of financial assets

In accordance with Ind-AS 109, the Group applies expected credit loss (ECL) model for measurement and recognition of impairment loss on the following financial assets and credit risk exposure:

- a) Financial assets that are debt instruments, and are measured at amortised cost e.g., loans, debt securities, deposits, and bank balance.
- b) Trade receivables.

The Group follows 'simplified approach' for recognition of impairment loss allowance on:

- i. Trade receivables which do not contain a significant financing component.
The application of simplified approach does not require the Group to track changes in credit risk. Rather, it recognises impairment loss allowance based on lifetime ECLs at each reporting date, right from its initial recognition.
- ii. For recognition of impairment loss on other financial assets and risk exposure, the Group determines that whether there has been a significant increase in the credit risk since initial recognition. If credit risk has not increased significantly, 12-month ECL is used to provide for impairment loss. However, if credit risk has increased significantly, lifetime ECL is used. If, in a subsequent period, credit quality of the instrument improves such that there is no longer a significant increase in credit risk since initial recognition, then the entity reverts to recognizing impairment loss allowance based on 12-month ECL.

(b) Financial liabilities

Classification

The Group classifies all financial liabilities as subsequently measured at amortised cost, except for financial liabilities at fair value through profit or loss. Such liabilities, including derivatives that are liabilities, shall be subsequently measured at fair value.

Initial recognition and measurement

Financial liabilities are classified, at initial recognition, as financial liabilities at fair value through profit or loss or amortised costs.

All financial liabilities are recognised initially at fair value and, in the case of loans and borrowings and payables, net of directly attributable transaction costs.

The Group financial liabilities include trade and other payables, loans and borrowings, financial guarantee contracts and derivative financial instruments.

Financial liabilities at fair value through profit or loss.

Financial liabilities at fair value through profit or loss include financial liabilities held for trading and financial liabilities designated upon initial recognition as at fair value through profit or loss. Financial liabilities are classified as held for trading if they are incurred for the purpose of repurchasing in the near term. This category also includes derivative financial instruments entered into by the group that are not designated as hedging instruments in hedge relationships as defined by IND-AS 109. Separated embedded derivatives are also classified as held for trading unless they are designated as effective hedging instruments.

Gains or losses on liabilities held for trading are recognised in the profit or loss.

Financial liabilities designated upon initial recognition at fair value through profit or loss are designated at the initial date of recognition, and only if the criteria in IND-AS 109 Financial instruments are satisfied. For liabilities designated as FVTPL, fair value gains/ losses attributable to changes in own credit risk are recognized in OCI. These gains/loss are not subsequently transferred to P&L. However, the group may transfer the cumulative gain or loss within equity. All other changes in fair value of such liability are recognised in the statement of profit or loss.

**Loans and borrowings**

After initial recognition, interest-bearing loans and borrowings are subsequently measured at amortised cost using the EIR method. Gains and losses are recognised in profit or loss when the liabilities are derecognised as well as through the EIR amortisation process.

Amortised cost is calculated by taking into account any discount or premium on acquisition and fees or costs that are an integral part of the EIR. The EIR amortisation is included as finance costs in the statement of profit and loss.

This category generally applies to interest-bearing loans and borrowings.

Derecognition

A financial liability is derecognised when the obligation under the liability is discharged or cancelled or expires. When an existing financial liability is replaced by another from the same lender on substantially different terms, or the terms of an existing liability are substantially modified, such an exchange or modification is treated as the derecognition of the original liability and the recognition of a new liability. The difference in the respective carrying amounts is recognised in the statement of profit or loss.

Derivative financial instruments

The Group uses derivative financial instruments, such as forward currency contracts, interest rate swaps and forward commodity contracts, to hedge its foreign currency risks, interest rate risks and commodity price risks, respectively. Such derivative financial instruments are initially recognised at fair value on the date on which a derivative contract is entered into and are subsequently re-measured at fair value. Derivatives are carried as financial assets when the fair value is positive and as financial liabilities when the fair value is negative.

Offsetting

Financial assets and financial liabilities are offset and the net amount is presented in the balance sheet when, and when the Group has a legally enforceable right to set off the amount and it intends either to settle then on a net basis or to realize the asset and settle the liability simultaneously.

Measurement of fair values

The Group's accounting policies and disclosures require the measurement of fair values, for financial instruments.

The Group has an established control framework with respect to the measurement of fair values. The management regularly reviews significant unobservable inputs and valuation adjustments. If third party information, such as broker quotes or pricing services, is used to measure fair values, then the management assesses the evidence obtained from the third parties to support the conclusion that such valuations meet the requirements of IND AS, including the level in the fair value hierarchy in which such valuations should be classified.

When measuring the fair value of an asset or a liability, the Group uses observable market data as far as possible. Fair values are categorised into different levels in a fair value hierarchy based on the inputs used in the valuation techniques as follows.

Level 1: quoted prices (unadjusted) in active markets for identical assets or liabilities.

Level 2: inputs other than quoted prices included in Level 1 that are observable for the asset or liability, either directly (i.e. as prices) or indirectly (i.e. derived from prices).

Level 3: inputs for the asset or liability that are not based on observable market data (unobservable inputs).

If the inputs used to measure the fair value of an asset or a liability fall into different levels of the fair value hierarchy, then the fair value measurement is categorised in its entirety in the same level of the fair value hierarchy as the lowest level input that is significant to the entire measurement.

The group recognizes transfers between levels of the fair value hierarchy at the end of the reporting period during which the change has occurred.

xx. Basis of Consolidation

a) The Consolidation financial statements relate to Anik Industries Ltd (the Company) and its subsidiaries and associates as under:

Entity	Basis of Consolidation	Country of Incorporation	% age of Shareholding of the Company	% age of Share in Profit / Loss
M/s Revera Milk & Foods Pvt. Ltd.	Subsidiary	India	86.61%	(0.22%)
Mahakosh Property Developers	Associate	India	21.00%	(14.62%)

b) The consolidated financial statements have been prepared in accordance with Ind AS 110 as notified under rule 7 of Companies (Accounts) Rules, 2014 in respect of section 133 of Companies Act, 2013 and recognized accounting practices and policies on the following basis:

- i) The financial statements of the holding company and its subsidiary have been combined on a line to line basis by adding together like items of assets, liabilities, equity, income and expenses.
- ii) The financial statements of Associates have been consolidated using the Equity method of accounting.
- iii) Intragroup balances, Intergroup transactions and resulting unrealized profits/(losses) have been eliminated in full.
- iv) Non Controlling interest in the net assets of subsidiaries has been separately disclosed in the consolidated financial statements. Non controlling interest in income for the year has been separately disclosed in the statement of profit and loss.
- v) Goodwill represents the difference between the Company's share in the net worth of subsidiary and the cost of acquisition at each point of time of making the investment in the subsidiary.
- vi) The consolidated financial statements have been prepared using uniform accounting policies for like transactions and other events in similar circumstances.

ANIK INDUSTRIES LIMITED
Notes forming an integral part to Consolidated Financial Statements for the year ended on 31st March, 2021
Note 1 : PROPERTY ,PLANT AND EQUIPMENT AND RIGHT OF USE ASSETS

(₹ in Lakhs)

	PROPERTY ,PLANT AND EQUIPMENT										Right of use Assets	
	Land-Freehold	Land - Lease hold	Building	Plant & Equipment	Furniture & Fixtures	Office Equipments	Vehicles	Total	Leasehold Land			
As at 1st April , 2019	4625.29	1189.67	37.50	569.59	216.39	25.49	105.96	6769.89	0.00			
Additions	0.00		0.00	0.00	1.34	4.79		6.13	1189.67			
Disposals /Adjustments	0.00		0.00	31.20	8.18	2.88	0.48	186.36				
Transfer to Right of Use as per IndAs 116			1189.67									
As at 31st March 2020	4625.29	0.00	37.50	538.39	209.56	27.40	105.47	5543.61	1189.67			
Additions	0.00		0.00	0.00	0.14	1.82		1.96				
Disposals /Adjustments	17.03						8.85	25.88				
Transfer to Assets Held for Sale	5.45							5.45				
As at 31st March 2021	4602.81	0.00	37.50	538.39	209.70	29.22	96.63	5514.24	1189.67			
Accumulated Depreciation and Impairment												
As at 1st April , 2019	0.00	0.00	4.89	128.45	87.98	9.99	35.15	177.01	143.62			
Adjustment on a/c of IndAs 116 (Refer note 40)												
Depreciation for the year			1.63	45.66	15.88	5.08	8.58	89.46	11.97			
Disposals /Adjustments	0.00			-11.48	-4.94	-0.18	-0.33	-16.93				
As at 31st March 2020	0.00	0.00	6.52	162.63	98.92	14.89	43.41	326.36	155.59			
Depreciation for the year			1.63	41.38	14.94	3.64	8.43	70.02	11.97			
Disposals /Adjustments	0.00						-8.40	-8.40				
As at 31st March 2021	0.00	0.00	8.15	204.01	113.85	18.52	43.43	387.98	167.56			
Net Carrying Value												
As at 31st March 2020	4625.29	0.00	30.97	375.76	110.64	12.51	62.07	5217.25	1034.08			
As at 31st March 2021	4602.81	0.00	29.34	334.38	95.85	10.70	53.20	5126.27	1022.11			



NOTES (CONSOLIDATED)

NOTE 2 : CAPITAL WORK-IN-PROGRESS

(₹ in Lakhs)

Capital Work in Progress	Building	Total
As at 1 st April, 2019	1014.79	1014.79
Additions	39.32	39.32
Disposals /Adjustments	0.00	0.00
As at 31st March 2020	1054.11	1054.11
Additions	36.91	36.91
Disposals /Adjustments	509.06	509.06
As at 31st March 2021	581.96	581.96

NOTE 3 : OTHER INTANGIBLE ASSETS

Gross carrying amount	*Computer Software	*Trade Mark	Total
Cost Or Deemed Cost			
As at 1st April, 2019	0.0	0.0	0.0
Additions	0.0	0.0	0.0
Disposals /Adjustments	0.0	0.0	0.0
As at 31st March, 2020	0.0	0.0	0.0
Additions	0.0	0.0	0.0
Disposals /Adjustments	0.0	0.0	0.0
As at 31st March, 2021	0.0	0.0	0.0
Depreciation	0.0	0.0	0.0
Accumulated Amortisation and Impairment	0.0	0.0	0.0
Amortisation for the year 2019-20	0.0	0.0	0.0
Disposals	0.0	0.0	0.0
As at 31st March, 2020	0.0	0.0	0.0
Amortisation for the year 2020-21	0.0	0.0	0.0
Disposals /Adjustments	0.0	0.0	0.0
As at 31st March, 2021	0.0	0.0	0.0
Net Carrying Value			
As at 31st March 2020	0.0	0.0	0.0
As at 31st March, 2021	0.0	0.0	0.0

* Rs. 0.00 Lacs Indicator Value are lower than Rs. 0.01 lacs.

Notes- Borrowing cost capitalised during the year nil (prev. year nil)

Notes- refer note 17 for property, plant & equipments pledged

NOTE-4 (I) NON CURRENT INVESTMENT

(₹ in Lakhs)

	PARTICULARS	As at 31 st March, 2021	As at 31 st March, 2020
A	Investment in Equity Instruments :		
	At fair value through Profit or Loss (FVTPL)		
a)	Quoted		
	Other than subsidiary:		
	30000 (Previous year 30000) Equity Shares of Rs.10/- each fully paid up in National Steel & Agro Industries Ltd.	1.10	0.42
	T O T A L	1.10	0.42
b)	Unquoted		
	100 (Previous year 100) Equity Shares of Rs.10/- each fully paid in National Board of Trade Ltd	0.01	0.01
		0.01	0.01
B	Investment In Associates		
	Investment In Partnership Firm (Refer Note 36)	4,343.80	4,226.41
		4,343.80	4,226.41
	Total (A+B)	4,344.90	4,226.84
	Aggregate Amount of Quoted investments and market value thereof	1.10	0.42
	Aggregate Amount of Unquoted investments at cost	0.01	0.01
	Aggregate Amount of Unquoted investments- In Partnership Firm	4,343.80	4,226.41

NOTES (CONSOLIDATED)



NOTE-5 LOANS- NON CURRENT

PARTICULARS	As at 31 st March, 2021	As at 31 st March, 2020
(Unsecured, Considered Good)		
Loans & Advances	5,473.70	5,537.56
	5,473.70	5,537.56

NOTE-6 OTHER NON-CURRENT FINANCIAL ASSETS

PARTICULARS	As at 31 st March, 2021	As at 31 st March, 2020
Interest Accrued on deposits	3.21	20.82
Balance with Bank in Deposit Accounts Having maturity of more than 12 months Earmarked against credit facility with bank	81.02	343.74
	84.23	364.56

Note-7 DEFERRED TAX ASSETS/(LIABILITIES) (NET)

(₹ in Lakhs)

PARTICULARS	As at 31 st March, 2021	As at 31 st March, 2020
Deferred Tax Assets		
Provision for Doubtful Debts	2,536.53	2,700.41
Carry forward loss	155.14	169.56
Other deductible temporary different	7.16	4.94
	2,698.83	2,874.91
Deferred Tax Liabilities		
On account of Property , Plant & Equipments	92.07	102.92
Other timing difference	(12.56)	(5.53)
	79.51	97.39
Deferred Tax Assets(Net	2619.32	2,777.52
MAT Credit Entitlement	54.23	54.23
	2,673.55	2,831.75

NOTE-8 OTHER NON -CURRENT ASSETS

PARTICULARS	As at 31 st March, 2021	As at 31 st March, 2020
b) Advance Income-Tax (Net Of Provision)	832.78	813.79
	832.78	813.79

NOTE-9 INVENTORIES

PARTICULARS	As at 31 st March, 2021	As at 31 st March, 2020
a Raw Materials	591.40	603.32
b Work-in-progress	4,303.42	4,071.30
c Stock in trade	546.22	349.26
d Consumables, Stores & Spares	-	2.93
	5,441.04	5,026.81

*Basis of Inventory Valuation : Valued at lower of cost and net realisable value , except scrap is valued at net realisable value .

The cost of inventory recognised as on expense during the year in respect of continuing operation includes Rs. Nil (Prev. year Rs.Nil) towards write down of inventory to net realisable value .

NOTE-10 TRADE RECEIVABLES

PARTICULARS	As at 31 st March, 2021	As at 31 st March, 2020
Unsecured ,considered Good	16,166.74	19,730.08
Credit Risk Impaired	3,903.94	4,406.08
	20,070.68	24,136.16
Less : Allowance/Provision for bad and doubtful debts	4,992.11	5,445.78
	15,078.57	18,690.38



NOTES (CONSOLIDATED)

NOTE-11 CASH AND CASH EQUIVALENT

(₹ in Lakhs)

PARTICULARS	As at 31 st March, 2021	As at 31 st March, 2020
Cash and cash equivalent		
a) Balances with Banks		
In Current Accounts	1,153.50	197.70
b) Cash on hand	14.66	0.91
	1,168.16	198.61

NOTE-12 BANK BALANCE OTHER THAN CASH AND CASH EQUIVALENTS ABOVE

PARTICULARS	As at 31 st March, 2021	As at 31 st March, 2020
Other bank balances		
a) Deposit Accounts with maturity upto 3 months		
Earmarked against credit facility	141.26	351.85
b) Deposit Accounts with maturity more than 3 months and upto 12 months		
Earmarked against credit facility	1,832.61	2,047.93
Others	-	-
	1,973.87	2,399.78

NOTE-13 LOANS -CURRENT

PARTICULARS	As at 31 st March, 2021	As at 31 st March, 2020
(Unsecured, considered good)		
a) Security Deposits	101.58	93.48
	101.58	93.48

NOTE-14 FINANCIAL ASSETS-CURRENT

PARTICULARS	As at 31 st March, 2021	As at 31 st March, 2020
Other Advances		
Loans and Advances to Employees	1.34	31.52
Other Loans and Advances	36.53	0.81
Interest Accrued but not due		
On Fixed Deposits with Banks	16.35	35.14
On Others	52.16	-
	106.39	67.47

NOTE-15 OTHER ASSETS-CURRENT

PARTICULARS	As at 31 st March, 2021	As at 31 st March, 2020
Advances to Suppliers	6,009.45	4,769.51
Less : Provision for doubtful advance	2,631.11	2,668.32
	3,378.34	2,101.19
Unbilled Revenue (Refer note 53)	20,426.94	15,880.40
Balance with Government Authorities	487.70	485.02
Other receivables*	26.87	41.88
	24,319.84	18,508.49

(*Represent prepaid expenses)

NOTE-16 EQUITY SHARE CAPITAL

	PARTICULARS	As at 31 st March, 2021	As at 31 st March, 2020
A.	Authorised		
	4,50,00,000 (Previous year 4,50,00,000) of face value of Rs. 10/- each	4,500.00	4,500.00
		4,500.00	4,500.00
	Issued,Subscribed and fully paid		
	2,77,53,486 (Previous year 2,77,53,486) Equity Shares of Rs.10/- each fully paid up	2,775.35	2,775.35
		2,775.35	2,775.35

NOTES (CONSOLIDATED)



16.1 The reconciliation of the number of equity shares and amount outstanding is set out below:

(₹ in Lakhs)

PARTICULARS	As at 31 st March, 2021		As at 31 st March, 2020	
	No. of Shares	Amount	No. of Shares	Amount
Equity Shares :				
Balance at the beginning of the year	2,77,53,486	2,775.35	2,77,53,486	2,775.35
Add: Shares issued during the year	-	-	-	-
Balance at the end of the year	2,77,53,486	2,775.35	2,77,53,486	2,775.35

16.2 Rights, Preference and restrictions attached to Shares :

The company has one class of equity shares having a par value of Rs. 10 per share. Each shareholder is eligible for one vote per share held. The dividend proposed by the Board of Directors is subject to the approval of shareholders in the ensuing Annual General Meeting, except in case of interim dividend. In the event of liquidation, the equity shareholders are eligible to receive the remaining assets of the Company, after distribution of all preferential amounts, in proportion of their shareholding.

16.3 The details of shares held by shareholders holding more than 5% shares in the Company :

PARTICULARS	As at 31 st March, 2021		As at 31 st March, 2020	
	No. of Shares	Amount	No. of Shares	Amount
EQUITY SHARES				
Clemfield Industries Limited	28,98,018	10.44	28,98,018	10.44
Suman Agritech Private Limited	16,58,754	5.98	16,58,754	5.98
Promise Securities Private Limited	16,09,125	5.80	16,09,125	5.80
Neha Resorts and Hotels Private Limited	14,61,448	5.27	14,61,448	5.27

16.4 For a period of five years immediately preceding the date of Balance Sheet i.e. 31st March., 2021 the company has not allotted any equity shares as fully paid up pursuant to contract (s) without payment being received in cash or any bonus shares or bought back any equity shares.

NOTE-17 OTHER EQUITY

PARTICULARS	As at 31 st March, 2021	As at 31 st March, 2020
Reserves and Surplus		
(i) General Reserve	6,484.39	6,484.39
(ii) Securities Premium Account	12,444.99	12,444.99
(iii) Retained Earnings	15,146.47	14,705.88
Total	34,075.84	33,635.26

PARTICULARS	As at 31 st March, 2021	As at 31 st March, 2020
(I) General Reserve		
Balance as at the beginning of the year	6,484.39	6,484.39
Add: Received during the year	-	-
Balance as at the end of the year	6,484.39	6,484.39
(ii) Securities Premium		
Balance as at the beginning of the year	12,444.99	12,444.99
Add : Received during the year	-	-
Balance as at the end of the year	12,444.99	12,444.99
(iii) Retained Earnings		
Balance as at the beginning of the year	14,705.89	18,623.27
Add: Profit/(Loss) for the year	450.20	(3,776.65)
Less: Adjustment of account of IndAs 116 (refer note 40)	-	(143.62)
Remeasurement of net defined benefit obligation through OCI (net of Tax)	(9.63)	2.89
Balance as at the end of the year	15,146.47	14,705.89
(iv) Non- Controlling Interest		
Balance as at the beginning of the year	1,846.70	1,847.25
Add: Received during the year	(0.98)	(0.55)
Balance as at the end of the year	1,845.72	1,846.70

Nature and purpose of Reserves

General Reserve

The general reserve is created from time to time transfer of profits from retained earnings. General reserve is created by transfer from component of equity to another and is not an item of other comprehensive income, items included in general reserve will not be reclassified subsequently to statement of profit and loss.

Security Premium

Security Premium Reserve is created on receipts of premium on issue of equity shares .The reserve can be utilised in accordance with the provisions of the Companies Act,2013.



NOTES (CONSOLIDATED)

Retained Earnings

The same is created out of profit over the years and shall be utilised as per the provision of the Companies Act, 2013.

NOTE-18 -BORROWINGS

(₹ in Lakhs)

PARTICULARS	As at 31 st March, 2021	As at 31 st March, 2020
Term Loans		
Secured		
From Bank		
HDFC Bank Ltd.-(Car Loan)	-	7.69
From Others		
LIC HOUSING LTD. (Refer note below)	6,492.76	6,369.02
	6,492.76	6,376.71
Less : Shown under current maturities of Long Term Debt		
Loan Installments due within next 12 months	-	7.69
(Refer note 22)	6,492.76	6,369.02

Notes :

Nature of Security and terms of repayment for borrowings :

A Secured

- (I) (a) Vehicle loan taken from HDFC bank sanctioned amount Rs.11.00 lakhs outstanding Rs. NIL (Previous Year 0.71 lakhs) repayable in 36 monthly installments of Rs. 0.36 lakhs (including interest) commencing from April 2017 and last instalment due in May 2020. Rate of interest is 9.5% p.a. (Previous year 9.5% p.a.)
- (b) Vehicle loan taken from HDFC bank sanctioned amount Rs.33.00 lakhs outstanding Rs. NIL/- (Previous Year 6.98 lakhs) repayable in 37 monthly installments of Rs.1.03 lakhs (including interest) commencing from oct.,2017 and last instalment due in Oct. 2020. Rate of interest is 9.5% p.a. (Previous year 9.5% p.a.)
- (II) The term loan from LIC Housing Ltd. outstanding Rs.6492.77 lakhs (Prev. 6369.02 lakhs) was secured by Equitable mortgage of Project land admeasuring 147.77 Katha and structure thereon in the project One Rajarhat situated at premises no. 30-1111 in street no. 1111(Erstwhile Plot No. BG-9) in Block No.-1B situated in the New Town, Police Station New Town, Dist. North 24 Parganas presently in Panchayat Area falling in Mouza Thakdari, J.L.No.-19 under Mahisbathan-II G.P. Personal Guarantee of Mr. Manish Shaha.
- Term loan repayable in 57 month (including moratorium period of 36 months from the date of first disbursement) and Rate of Interest is 13% p.a. (Previous Year 13%)

NOTE-19 PROVISION -NON CURRENT

PARTICULARS	As at 31 st March, 2021	As at 31 st March, 2020
Provision for employee benefits	10.60	8.33
(Refer note -37 for Disclosure as per Ind AS 19)	10.60	8.33

NOTE-20 BORROWING CURRENT

PARTICULARS	As at 31 st March, 2021	As at 31 st March, 2020
A Loans repayable on demand		
Secured		
from Banks	3,956.24	853.46
(Refer note -below and note 51)	3,956.24	853.46

Working Capital Loans from Consortium Banks Rs. 3956.24 lakhs (Pre.Year 853.36 lakhs) are secured by :

- First charge on pari passu basis by way of hypothecation and/or pledge of the Company's Current Assets, Consumable Stores & Spares, Bills Receivable, Book Debts and tangible movable properties related to non dairy business of Company.
- Collateral Security by way of first charge on pari passu basis by way of Mortgage of Company's Plots situated at Kolkata Leather Complex, Mauza-Gangapur, KITP, Dist: 24 Paraganas, (WB).
- Collateral Security by first charge on pari passu basis by way of equitable mortgage of Residential Diverted Land of Survey No. 263/4, 264/4 & Survey No. 291 part & Survey No. 291 part in Village Nipaniya, tehsil & Dist. Indore (MP) held by Brightstar Housing Pvt. Ltd.
- Collateral Security by first charge on pari passu basis by way of equitable mortgage of all that pieces and parcels of Land bearing Survey No. 361/5 and 361/4 and all that pieces and parcels of Land bearing Survey No. 361/2, 361/6, 361/7 & 361/8 of Village Khajrana, Tehsil & District, Indore (MP) held by Nischal Housing Pvt. Ltd.
- Personal Guarantee of one directors of the Company.
- Letter of credit with Punjab National Bank devolved during 24th March 2020 to 19th June 2020 amounting to Rs.5138.38 lakhs out of which an amount of Rs.3380.66 lakhs outstanding as on 31st March 2021. Further interest of Rs.575.58 lakhs also outstanding as on 31st March 2021. Bank is charging interest @ 16.40% P.A. on the overdue outstanding of Rs.3956.24 lakhs.

NOTES (CONSOLIDATED)



NOTE-21 TRADE PAYABLES

(₹ in Lakhs)

PARTICULARS	As at 31 st March, 2021	As at 31 st March, 2020
a - Total outstanding dues of Micro and Small & Medium Enterprises	-	-
b - Total outstanding creditors other than (a) above (Refer note below)	5,221.31	10,291.84
	5,221.31	10,291.84

Trade Payables includes bills payable for purchases of materials Rs. 4338.46 lakhs (Pre. Year Rs. 6876.36 lakhs)

NOTE-22 OTHER FINANCIAL LIABILITIES-

PARTICULARS	As at 31 st March, 2021	As at 31 st March, 2020
Current maturities of long-term debt (Refer note 18)	-	7.69
Others		
(i) InterCorporate Deposits	337.58	1,298.39
(ii) Other liabilities	84.75	63.91
(iii) Security and Other Deposits	579.93	498.62
	1,002.25	1,868.60

NOTE-23 OTHER CURRENT LIABILITIES

PARTICULARS	As at 31 st March, 2021	As at 31 st March, 2020
Statutory Dues	27.88	36.74
Advances from Customers	21,351.29	17,065.86
	21,379.17	17,102.60

NOTE-24 PROVISION- CURRENT

PARTICULARS	As at 31 st March, 2021	As at 31 st March, 2020
Provision for employee benefits	10.85	6.47
(Refer note -36 for Disclosure as per Ind AS- 19)	10.85	6.47

NOTE-25 CURRENT TAX LIABILITIES (NET)

PARTICULARS	As at 31 st March, 2021	As at 31 st March, 2020
Taxation (Net)	36.72	41.79
	36.72	41.79

NOTE-26 REVENUE FROM OPERATIONS

PARTICULARS	For the Year ended March 31 st , 2021	For the Year ended March 31 st , 2020
A Sales of Products	13,340.05	49,847.01
Sale of Wind Power generated	30.97	26.06
	13,371.02	49,873.07



NOTES (CONSOLIDATED)

NOTE-27 OTHER INCOME

(₹ in Lakhs)

PARTICULARS	For the Year ended 31 st March, 2021	For the Year ended 31 st March, 2020
1 Interest Income (At amortised cost)	504.16	513.21
2 Allowance for Bad and Doubtfull debts & Advance Reversed	540.40	-
3 Other non operating Income		
Profit from Sale of Property,Plants & Equipments	559.51	-
Impairment in value of Investments	0.68	162.68
Miscellaneous Income	22.99	16.75
	1,627.74	692.64

NOTE-28 COST OF MATERIALS CONSUMED

Raw Material Consumed Realty	For the Year ended 31 st March, 2021	For the Year ended 31 st March, 2020
Construction Materials Consumed	571.83	603.32
Construction Contractors Charges	2,830.37	2,446.14
Architectural & Consultancy Charges	74.29	79.22
	3,476.48	3,128.68

NOTE-29 PURCHASES OF STOCK IN TRADE

Raw Material Consumed Realty	For the Year ended 31 st March, 2021	For the Year ended 31 st March, 2020
Purchases of Traded Goods	8,681.74	41,919.15
	8,681.74	41,919.15

NOTE-30 CHANGE IN INVENTORIES OF FINISHED GOODS,WORK IN PROGRESS AND STOCK IN TRADE

PARTICULARS	For the Year ended 31 st March, 2021	For the Year ended 31 st March, 2020
Stock in trade		
A. Opening Stock	349.26	2,011.52
Closing Stock	546.22	349.26
Net (increase) /decrease in inventories	196.96	(1,662.26)
	196.96	(1,662.26)
B. Construction Work in Progress		
Opening Stock	4,071.30	5,829.67
Closing Stock	4,303.42	4,071.30
Net (increase) /decrease in inventories	232.12	(1,758.36)
TOTAL (A+B)	429.08	(3,420.63)

NOTE-31 EMPLOYEE BENEFITS EXPENSE

Raw Material Consumed Realty	For the Year ended 31 st March, 2021	For the Year ended 31 st March, 2020
Salary and Wages	248.12	378.62
Contribution to Provident and Other Funds	20.67	9.48
Staff Welfare expenses	24.17	27.98
	292.97	416.08

NOTE-32 FINANCE COSTS

PARTICULARS	For the Year ended 31 st March, 2021	For the Year ended 31 st March, 2020
Interest Expense (at Amortised Cost)	965.20	803.50
Other borrowing costs	109.30	292.06
	1,074.50	1,095.56

NOTES (CONSOLIDATED)



NOTE-33 OTHER EXPENSES

(₹ in Lakhs)

PARTICULARS	For the Year ended 31 st March, 2021	For the Year ended 31 st March, 2020
Consumption of Stores & Spares	10.65	17.14
Rent	22.67	50.08
Repairs - Plant & Machinery	2.62	3.68
Repairs - Others	4.53	5.83
Insurance	30.76	30.13
Rates & Taxes (excluding taxes on Income)	47.63	64.25
Freight & forwarding	75.48	179.22
Selling and Distribution Expenses	198.65	167.87
Donation	0.07	0.13
Travelling & Conveyance	53.42	141.78
Bank Commission & Charges	3.86	46.75
Net Loss on foreign Currency Transactions and Translation	73.93	55.24
Sundry Balances W/off	-	180.08
Legal & Professional Charges	30.89	40.40
consultancy Charges	23.76	4.38
Allowance for Bad and Doubtfull debts	49.52	3,665.71
Provision For and Doubtfull Advances	-	1,551.64
Bad Debts Written Off	503.19	-
Advances Written Off	37.21	-
Impairment in value of Investments	-	1.26
Impairment in value of Property ,Plant and Equipment	-	25.80
Misc. expenses	91.34	85.07
	1,260.17	6,316.44

NOTE-34 CONTINGENT LIABILITIES AND COMMITMENTS (To the extent not provided for)

PARTICULARS	As at 31 st March, 2021	As at 31 st March, 2020
i) Contingent Liabilities		
a) Income tax / Sales tax/ Excise duty demand disputed in appeal (advance paid Rs. 418.12/- lakhs (Previous year Rs. 418.12/- lakhs) against disputed demand]	3,831.41	3,922.05
b) Guarantee issued by bank for and on behalf of third party, against, lien on fixed deposit	36.69	36.69
c) Claims against the company not acknowledged as debt	520.14	520.14
ii) Commitments	Nil	Nil

NOTE-35 REMUNERATION TO AUDITORS

PARTICULARS	As at 31 st March, 2021	As at 31 st March, 2020
a) For Statutory Audit	4.00	4.00
b) For Tax Audit	3.00	3.00
c) For other services	0.86	0.86
d) Reimbursement of expenses	-	0.15

NOTE-36 PARTICULARS OF INVESTMENT IN PARTNERSHIP FIRM - MAHAKOSH PROPERTY DEVELOPERS:

Name of Partners	As at 31 st March, 2021		As at 31 st March, 2020	
	Balance in capital account	Share of Profit/Loss	Balance in capital account	Share of Profit/Loss
M/s. Anik Industries Ltd.	4,343.80	21%	4,226.41	21%
Shri Suresh Chandra Shahra (HUF)	642.62	21%	544.66	21%
Smt. Mriduladevi Shahra	208.81	11%	176.93	11%
Shri Manish Shahra	(159.96)	21%	35.38	21%
Shri Nitesh Shahra	197.05	11%	492.24	11%
M/s. Osprey Trades & Agencies Pvt. Ltd.	(240.36)	15%	(285.27)	15%
Total	4,991.95	100%	5,190.35	100%



NOTES (CONSOLIDATED)

NOTE-37 DISCLOSURE AS PER AS-19"EMPLOYEE BENEFITS"

a) Gratuity

(₹ in Lakhs)

	PARTICULARS	As at 31 st March, 2021	As at 31 st March, 2020
I.	Change in the Present Value of Defined Benefit Obligation		
	Present Value of Benefit Obligation as at the beginning of the Current Period	28.15	30.53
	Interest Cost	1.92	2.35
	Current Service Cost	3.51	4.32
	Past Service Cost - Non Vested Benefit incurred during the period	0.00	0.00
	Past Service Cost - Vested Benefit incurred during the period	—	—
	Liability Transferred in/ Acquisitions	—	—
	Liability transferred out/ Divestment	—	—
	(Gains)/ Losses on Curtailment	—	—
	(Liabilities Extinguished on Settlement)	—	—
	Benefit paid directly by Employer)	—	(1.29)
	(Benefit paid from the Fund)	(12.41)	(3.17)
	Actuarial (gains)/losses on obligations -Due to Change in Demographic Assumptions	—	(0.92)
	Actuarial (gains)/losses on obligations	(0.03)	1.24
	Actuarial (gains)/losses on obligations -Due to Experience	13.92	(4.90)
	Present Value of Benefit Obligation as at the end of the year	35.07	28.15
II.	Change in the Fair value of Plan Assets		
	Fair Value of Plan Assets at the beginning of the Period	24.55	16.68
	Expected Return on Plan Assets	1.68	1.28
	Contributions by the Employer	5.00	10.00
	Expected Contributions by the Employees	—	—
	Assets Transferred In/ Acquisitions	—	—
	(Assets Transferred Out/ Divestments)	—	—
	(Benefit Paid from the Fund)	(12.41)	(3.17)
	The Effect of Changes in Foreign Exchange Rates	—	—
	Actuarial gains/(losses) on Plan Assets - Due to Experience	(0.57)	(0.25)
	Fair Value of Plan Assets at the end of the year	18.25	24.55
III.	Amount Recognised in the Balance Sheet		
	Fair Value of Plan Assets at the end of the Period	(35.07)	(28.15)
	Present Value of Benefit Obligation as at the end of the Period	18.25	24.55
	Funded Status	(16.81)	(3.61)
	Unrecognised Past Service Cost at the end of the Period	—	—
	Net (Liability)/Asset Recognised in the Balance Sheet	(16.81)	(3.61)
IV.	Net Interest Cost for current Period		
	Present Value of Benefit Obligation as at beginning of the Period	28.15	30.53
	Fair Value of Plan Assets at beginning of the Period	(24.55)	(16.68)
	Net Liability /(Assets) at beginning of the Period	3.61	13.84
	Interest Cost	1.92	2.35
	(Expected Return on Plan Assets)	(1.68)	(1.28)
	Net Interest Cost for current Period	0.25	1.06
V.	Expenses Recognised in the Statement of Profit or Loss for current period		
	Current Service Cost	3.51	4.32
	Net Interest Cost	0.25	1.06
	Past service cost	—	—
	Past Service Cost (Non Vested Benefit) Recognised during the Period	—	—
	Past Service Cost (Vested Benefit) Recognised during the Period	—	—
	(Expected Contributions by the employees)	—	—
	Expense Recognised in the Statement of Profit or Loss	3.75	5.38
VI.	Expenses Recognised in the Other Comprehensive Income (OCI) current period		
	Actuarial (Gains)/Losses on Obligation for the Period	13.89	(4.58)
	Actuarial (Gains)/Losses on Asset for the Period	0.57	0.25
	Change in Assets Ceiling	—	—
	Subtotal	14.45	(4.33)
	Net (Income)/Expense for the Period Recognized in OCI	14.45	(4.33)
VII.	Balance Sheet Reconciliation		
	Opening Net Liability	3.61	13.84
	Expense as above	3.75	5.38
	Expense Recognized in OCI	14.45	(4.33)

NOTES (CONSOLIDATED)



(₹ in Lakhs)

	PARTICULARS	As at 31 st March, 2021	As at 31 st March, 2020
	Net Transfer In	—	—
	Net Transfer Out	—	—
	Benefit Paid Directly by the Employer	—	(1.29)
	Employers Contribution	(5.00)	(10.00)
	Net Liability/ (Assets) Recognised in Balance Sheet	16.81	3.61
		0.00	0.00
VIII.	Category of Assets		
	Cash and Cash Equivalents	—	—
	Insurance Fund	18.25	24.55
	Other	—	—
	Total	18.25	24.55
IX.	Other Details		
	No. of Active Members	46.00	57.00
	Per month Salary for active member	9.65	10.61
	Weighted Average duration of the defined benefit obligation	5.00	7.00
	Average Expected fute service	12.00	12.00
	Defined benefit obligation	35.07	28.15
	Prescribed contribution for next year (12 month)	9.65	7.12
X.	Net Interest Cost for Next year		
	Present Value of Benefit Obligation as at beginning of the Period	35.07	28.15
	Fair Value of Plan Assets at beginning of the Period	(18.25)	(24.55)
	Net Liability /(Assets) at beginning of the Period	16.81	3.61
	Interest Cost	2.40	1.92
	(Expected Return on Plan Assets)	(1.25)	(1.68)
	Net Interest Cost for current Period	1.15	0.25
XI.	Expenses Recognised in the Statement of Profit or Loss for Next year		
	Current Service Cost	3.23	3.51
	Net Interest Cost	1.15	0.25
	(Expected Contributions by the employees)	—	—
	Expense Recognised	4.38	3.75
XII.	Maturity Analysis of the Benefit payments : From the Fund		
	Defined benefits payable in future years from the date of Reporting		
	1st Following year	13.05	6.34
	2nd Following year	9.48	9.20
	3rd Following year	0.74	0.37
	4th Following year	0.60	0.73
	5th Following year	1.75	0.63
	Sum of years 6 to 10	4.30	5.54
	Sum of years 11 and above	22.85	24.17
XIII.	Maturity Analysis of the Benefit payments : From the Employer		
	Defined benefits payable in future years from the date of Reporting		
	1st Following year	—	—
	2nd Following year	—	—
	3rd Following year	—	—
	4th Following year	—	—
	5th Following year	—	—
	Sum of years 6 to 10	—	—
XV.	Sensitivity Analysis		
	Defined benefits Obligation on Current Assumptions	35.07	28.15
	Delta Effect of +1% Change in Rate of Discounting	(1.35)	(1.43)
	Delta Effect of +1% Change in Rate of Discounting	1.55	1.65
	Delta Effect of +1% Change in Rate of salary Increase	1.57	1.66
	Delta Effect of +1% Change in Rate of salary Increase	(1.38)	(1.46)
	Delta Effect of +1% Change in Rate of Employee Turnover	0.07	0.09
	Delta Effect of +1% Change in Rate of Employee Turnover	(0.10)	(0.11)

b) The liability in respect of leave encashment is determined using actuarial valuation carried out as at balance sheet date. Actuarial gain or losses are recognised in full in the statement of profit and loss for the year in which they occur. Leave encashment liability as at the year end Rs. 4.63 lakhs (Prev. year Rs. 11.19 lakhs)

c) Defined Contribution Plan

Company contributes to following Post - employment benefits plan during the year changed as expenses to Statement of Profit and Loss



NOTES (CONSOLIDATED)

(₹ in Lakhs)

PARTICULARS	For the Year ended March 31 st ,2021	For the Year ended March 31 st ,2020
Contribution to Provident Fund & ESIC	9.96	9.48

NOTE-38 EARNING PER SHARE (EPS)

(Rs. in lacs)

PARTICULARS	For the Year ended March 31 st ,2021	For the Year ended March 31 st ,2020
Earning per equity share (face value of Rs.10 each)		
Profit / Loss After Tax (Rs.)	449.23	-3774.32
Weighted Avg. No. of Equity Shares	27,753,486	27753486.00
Basic and Diluted Earning per share (Rs.)	1.62	-13.60

NOTE-39 RELATED PARTY DISCLOSURE (AS PER IND-AS 24)

(A) Relationships

(a) Control Exist

Mahakosh Property Developers (a firm where company is a partner) - Associate

(b) Key Management Personnel

1. Shri Manish Shahra	:	Managing Director
2. Shri Ashok Kumar Trivedi	:	Whole-time Director
3. Shri Gautam Jain	:	Chief Financial Officer
4. Shri Shivam Asthana	:	Whole-time Director
5. Mr. Mayank Chadha	:	Company Secretary*
6. Ms. Ishmita Walia	:	Company Secretary**
7. Mr. Shailesh Kumath	:	Company Secretary***

(c) Other parties where Key Management Personnel and/or their relatives have significant influence and with whom transaction have taken place during the year

(i) Mahakosh Family Trust

(ii) APL International Private Limited

* Mr. Mayank Chadha appointed w.e.f. 23rd October, 2020

**Ms. Ishmita Walia resigned w.e.f. 10th October, 2020

***Mr. Shailesh Kumath resigned w.e.f. 18th March, 2020

Note : Related party relationships is as identified by the company and relied upon by the Auditor.

(B) Transactions carried out with related parties referred above :

Particulars	For the Year ended March 31 st , 2021	For the Year ended March 31 st , 2020
INCOME		
Interest received:		
Mahakosh property developers	332.12	294.78
EXPENDITURE		
* Remuneration:		
Mr. Manish Shahra	3.51	3.72
Mr. Ashok Kumar Trivedi	2.93	3.00
Mr. Gautam Jain	33.41	35.26
Mr. Shivam Asthana	14.10	14.15
*Mr. Mayank Chadha	3.18	-
**Ms. Ishmita Walia	3.23	0.23
***Mr. Shailesh Kumath	-	21.72
Rent:		
APL International Private Limited	1.98	1.98
Investment with Partnership firm		
In capital/current account:		
Mahakosh Property Developers - capital a/c	4,343.80	4,226.41
Balance At the end of the year		
APL International Private Limited	0.00	0.50
Receivable		
Security Deposit		
Mahakosh Family Trust	0.00	5.00

#Remuneration do not include contribution to gratuity fund.

NOTES (CONSOLIDATED)



NOTE-40 SEGMENT REPORTING AS PER Ind-AS 108.

(a) Operational Segment information

(₹ in Lakhs)

SR. NO	PARTICULARS	WIND POWER	REALTY	OTHERS	UNALLOCABLE	TOTAL
1	SEGMENT REVENUE (NET SALES/INCOME)	30.97 26.06	3784.91 5799.99	10157.69 44211.81	1025.19 527.85	14998.76 50565.72
2	SEGMENT RESULTS (PROFIT BEFORE INTEREST & TAX) LESS : FINANCE COSTS	3.27 (1.99)	323.14 631.34	1212.13 (5,010.98)	94.37 (342.28)	1632.92 (4,723.91)
	Share of profit/(loss) of an associates					1095.71
	PROFIT FOR THE YEAR					64.27
	PROFIT BEFORE TAXATION					113.98
	LESS : Current Tax Provision					624.25
	Deferred Tax Provision					(5,705.63)
	PROFIT AFTER TAX					624.25
						(5,705.63)
						12.00
						0
						163.03
						(1,928.44)
						449.23
						(3,777.20)
3	SEGMENT ASSETS	385.71 701.10	26388.28 21188.51	15733.85 30697.33	34561.03 22212.48	77068.86 74799.42
4	SEGMENT LIABILITIES	0.00 0.00	28066.68 23689.00	5830.55 10688.34	4474.74 2164.78	38371.96 36542.12
5	Cost incurred during the year to acquire segment of fixed assets	0 0	1.96 6.13	0 0	0 0	1.96 6.13
6	SEGMENTAL DEPRECIATION	27.69 27.69	15.10 15.15	3.70 4.35	35.49 41.60	81.99 88.79

(b) Geographical Information

Company's all operating facilities are located in India.

	<u>2020-21</u> Amount (Rs.)	<u>2019-20</u> Amount (Rs.)
Domestic Revenue	14,310.96	50523.48
Export Revenue	687.80	42.24
	14,998.76	50565.72

(c) Revenue from Major Products :

	<u>2020-21</u>	<u>2019-20</u>
1) Wind Power		
Wind Power Generation	30.97	26.06
2) Realty		
Housing Project	3,730.26	5,799.99
3) Others		
Agricultural Products	80.01	35,366.89
Edible Oil Products	8,636.47	7,544.21

(d) Revenue from Major Customers : Revenue from Customers exceeding 10% of total revenue of company.

	<u>2020-21</u>	<u>2019-20</u>
1) Wind Power	-	-
2) Realty	-	-
3) Others	3,976.53	24,961.52



NOTES (CONSOLIDATED)

NOTE-41 LEASES (Where company is lessee)

- (i) The Company adopted Ind As 116 'lease' effective from April,2019 and elect not to apply requirement of Ind As 116 on short term leases.
- (ii) Leasehold Land are amortised over period of lease & shown as Right of Use Assets under note no.1

NOTE - 42 Derivative contract entered by the Company and outstanding as on 31st March, 2021.

(I) Notional amounts of derivative contract entered into by the company and outstanding as on 31st March, 2021 (₹ in Lakhs)

PARTICULARS	2020-21				2019-20			
	No. of Contracts	Currency	Amount in Foreign Currency	Equivalent Amount in INR	No. of Contracts	Currency	Amount in Foreign Currency	Equivalent Amount in INR
Forward Contracts (Purchase)	3.00	USD	45.00	3,334.60	3.00	USD	2.51	184.19

All the above contracts are for hedging purpose and not for speculation.

(II) Foreign Currency exposure which are not hedged as at the Balance Sheet Date.

(a) Payable in Foreign Currency

PARTICULARS	2020-21			2019-20		
	Currency	Amount in Foreign	Amount(INR)	Currency	Amount in Foreign	Amount(INR)
Against Import	US \$	8.17	597.66	US \$	12.71	1106.11
Advance Against Export	US \$	1.80	135.58	US \$	1.80	135.58

(b) Receivable in Foreign Currency

PARTICULARS	2020-21			2019-20		
	Currency	Amount in Foreign	Amount(INR)	Currency	Amount in Foreign	Amount(INR)
Against Export	US \$	65.28	4556.42	US \$	57.42	3844.71
Advance against Imports	US \$	15.60	1174.84	US \$	15.60	1174.84

NOTE - 43 PARTICULARS OF LOAN GIVEN AND OUTSTANDING AS ON 31ST MARCH, 2021

1- Loans given and outstanding - Nil.

2- Investment made :

The same are classified respective heads and utilised for the purpose as mentioned in their object clause .(Refer Note 04)

3- Guarantee given or Security provided for :

PARTICULARS	As at	As at
	31 st March, 2021	31 st March, 2020
b Neptune Trade links Pvt.Ltd.	36.69	36.69

NOTE - 44

The company is not required to spend on CSR activities under section 135 of the Companies Act, 2013 for the year ended March 31st 2021 and 31st march,2020. calculated as per section 198 of the Companies Act, 2013.

NOTE - 45

Financial risk management objectives and policies

In its ordinary operations, the companies activities expose it to the various types of risks, which are associated with the financial instruments and markets in which it operates. The company has a risk management policy which covers the foreign exchanges risks and other risks associated with the financial assets and liabilities such as interest rate risks and credit risks. The risk management policy is approved by the board of directors. The following is the summary of the main risks:

a) Market risk

Market risk is the risk that changes in market prices, such as foreign exchange rates (currency risk) and interest rates (interest rate risk), will affect the companies income or value of it's holding of financial instruments. The objective of market risk management is to manage and control market risk exposures within acceptable parameters, while optimising the return.

i) Interest rate risk

Interest rate risk is the risk the the fair value or future cash flow of a financial instrument will fluctuate because of changes in market interest rate. Fair value interest rate risk is the risk of changes in fair value of fixed interest bearing financial instrument because of fluctuations in the interest rates. Cash flow interest rate risk is the risk that the future cash flows of floating interest bearing financial instrument will fluctuate because of fluctuations in the interest rates. The Company's exposure to the risk of changes in market interest rates relates primarily to the borrowing from banks. Currently company is not using any mitigating factor to cover the interest rate risk.

The Company's exposure to the risk of changes in market interest rates relates primarily to the borrowing from banks. Currently company is not using any mitigating factor to cover the interest rate risk.

(₹ in Lakhs)

PARTICULARS	As at 31 st March, 2021	As at 31 st March, 2020
<u>Interest rate risk exposure</u>		
Borrowings from banks	10,449.00	7230.17
Total borrowings	10,449.00	7230.17

Interest rate sensitivity

The sensitivity analysis below have been determined based on exposure to interest rates for borrowing at the end of the reporting period and the stipulated change taking place at the beginning of the financial year and held constant throughout the reporting period in case of term loans that have floating rates. If the interest rates had been 1% higher or lower and all the other variables were held constant, the effect on Interest expense for the respective financial years and consequent effect on companies profit in that financial year would have been as below:

(₹ in Lakhs)

PARTICULARS	For the year ended March 31 st , 2021	For the year ended March 31 st , 2020
Impact on Profit or Loss for the year decrease	104.49	72.30
Impact on Profit or Loss for the year Increase	(104.49)	(72.30)

ii) Foreign currency risk

The Company enters into transactions in currency other than its functional currency and is therefore exposed to foreign currency risk. The Company analyses currency risk as to which balances outstanding in currency other than the functional currency of that Company. The company enters in to derivative financial instrument such foreign currency forward contract to mitigate the risk of changes in exchange rate on foreign currency exposure.

Following table analysis foreign currency assets and liabilities on balance sheet date.

(₹ in Lakhs)

PARTICULARS	As at 31 st March, 2021	As at 31 st March, 2020
Receivable in Foreign currency	5,731.26	5,019.54
Payable in Foreign currency	733.23	1,241.68

PARTICULARS	As at 31 st March, 2021	As at 31 st March, 2020
Outstading forward contracts	3,334.60	184.19

Sensitivity to foreign currency risk

The following table demonstrates the sensitivity in the INR currencies if the USD currency rate is increased/(decreased) by 1% with all other variables held constant. The below impact on the Company's profit before tax is based on changes in the fair value of unhedged foreign currency monetary assets and liabilities at balance sheet date:

PARTICULARS	Sensitivity analysis			
	For the year ended 31st March 2021		For the year ended 31st March 2020	
	INR Increase	INR Decrease	INR Increase	INR Decrease
Sensitivity to foreign currency risk	49.98	-49.98	37.78	-37.78

**(b) Credit risk**

Credit risk is the risk that arises from the possibility that the counterparty will not meet its obligations under a financial instrument or customer contract, leading to a financial loss.

Financial assets that are subject to such risk, principally consist of trade receivables, Investments and loans and advances. None of the financial instruments of the company results in material concentration of credit risk.

Financial assets are written off when there is no reasonable expectation of recovery, however, the Company continues to attempt to recover the receivables. Where recoveries are made, these are recognised in the Statement of Profit and Loss.

The impairment for financial assets are based on assumptions about risk of default and expected loss rates. The Company uses judgement in making these assumptions and selecting the inputs to the impairment calculation, based on the Company's past history, existing market conditions as well as forward looking estimates at the end of each balance sheet date.

Trade and other receivables

To Manage trade and other receivables, the company periodically assesses the financial reliability of customers, taking in to account the financial conditions, economic trends, analysis to historical bad debts and ageing of such receivables.

The ageing analysis of the trade receivables has been considered from the date the invoice falls due

(₹ in Lakhs)

PARTICULARS	As at 31 st March, 2021	As at 31 st March, 2020
0-90 Days	4,370.13	2,437.44
91-180 Days	20.30	3,873.78
181-Above Days	15,680.25	17,824.93
Total	20,070.68	24,136.16

The following table summarizes the change in the loss allowances measured using expected credit loss

PARTICULARS	Amount	Amount
Balance as at beginning of the year	5,445.78	1780.07
Provided during the year	49.52	3665.71
Reversed during the year	503.19	0.00
Balance as at end of the year	4,992.11	5,445.78

Investments

The Company limits its exposure to credit risk by generally investing in liquid securities and only with counter-parties that have a good credit rating. The Company does not expect any losses from non-performance by these counter-parties apart from those already given in financials, and does not have any significant concentration of exposures to specific industry sectors or specific country risks.

Cash & Cash Equivalent

The Company holds cash & cash equivalent with credit worthy banks of Rs. 1153.49 /-lakhs as at March 31, 2021 (Rs. 197.70/- lakhs at march 31,2020). The credit worthiness of such banks is evaluated by the management on ongoing basis & is considered to be good.

(c) Liquidity risk

Liquidity risk is the risk that the Company will not be able to meet its financial obligations as they become due.

The Company has obtained fund and non-fund based working capital lines from various banks. The company's treasury department is responsible for liquidity, funding as well as settlement management. In addition, process and policies related to such risk are overseen by senior management. Management monitors the company's net liquidity position through rolling forecasts on the basis of expected cash flows.

NOTES (CONSOLIDATED)



Expected contractual maturity for derivative and non derivative Financial Liabilities:

(₹ in Lakhs)

Particulars	Carrying Amount	Less than 1 year	1 to 5 years	>5 years	Total
As at 31st March, 2021					
Non Derivative Financial Liabilities					
Borrowings	10,449.00	3,956.24	6,492.76	-	10,449.00
Trade payables	5,221.31	5,221.31	-	-	5,221.31
Other financial liabilities	1,002.25	1,002.25	-	-	1,002.25
Total	16,672.56	10,179.80	6,492.76	-	16,672.56
Derivative Financial Liabilities					
Forward Contract outstanding	3,334.60	3,334.60	-	-	3,334.60
Total	3,334.60	3,334.60	-	-	3,334.60
As at 31st March, 2020					
Non Derivative Financial Liabilities					
Borrowings	7,230.17	861.15	6,369.02	-	7,230.17
Trade payables	10,291.84	10,291.84	-	-	10,291.84
Other financial liabilities	1,860.92	1,860.92	-	-	1,860.92
Total	19,382.93	13,013.91	6,369.02	-	19,382.93
Derivative Financial Liabilities					
Forward Contract outstanding	184.19	184.19	-	-	184.19
Total	184.19	184.19	-	-	184.19

Capital Management

For the purpose of the Company's capital management, capital includes issued equity capital, securities premium and all other equity reserves attributable to the equity shareholders of the Company. The Company's objective when managing capital is to safeguard its ability to continue as a going concern so that it can continue to provide returns to shareholders and other stake holders.

The Company manages its capital structure and makes adjustments in light of changes in the financial condition and the requirements of the financial covenants. To maintain or adjust the capital structure, the Company may adjust the dividend payment to shareholders, return capital to shareholders (buy back its shares) or issue new shares.

No changes were made in the objectives, policies or processes for managing capital during the year ended 31st March, 2021 and 31st March, 2020.

Gearing Ratio:

PARTICULARS	As at 31 st March, 2021	As at 31 st March, 2020
Debt (Refer Notes 18, and 20)	10,449.00	7,230.17
Cash and cash equivalent (Refer Note 11)	1,168.16	198.61
Adjusted net Debt	9,280.84	7,031.56
Total Equity	38,696.91	38,257.30
Net Debt to equity ratio	0.24	0.18

NOTE- 46 FINANCIAL INSTRUMENTS BY CATEGORY AND FAIR VALUE HEIRARCHY

Set out below, is a comparison by class of the carrying amounts and fair value of the Company's financial instruments, other than those with carrying amounts that are reasonable approximations of fair values.

The fair values of the financial assets and financial liabilities included in the level 2 and level 3 categories above have been determined in accordance with generally accepted pricing models based on a discounted cash flow analysis, with the most significant inputs being the discount rate that reflects the credit risk of counterparties.

As 31 st March 2021	Fair Value Measurement			Fair Value herarchy		
	FVTPL	FVOCI	Amortised Cost	Level-1	Level-2	Level-3
Financial assets						
Investments in Mutual Fund	1.11		4,343.80	1.10		0.01
Cash and cash equivalents			1,168.16			
Bank balances other than cash and cash equivalents			1,973.87			
Trade Receivables			15,078.57			
Loan			5,575.28			
Other financial assets			190.61			
Total	1.11	-	22,856.60	1.10	-	0.01
Financial liabilities						
Borrowings			10,449.00			
Trade Payables			5,221.31			
Other financial liability			1,002.25			
Total	-	-	16,672.56	-	-	-



NOTES (CONSOLIDATED)

(₹ in Lakhs)

As 31 st March 2020	Fair Value Measurement			Fair Value hierarchy		
	FVTPL	FVOCI	Amortised Cost	Level-1	Level-2	Level-3
Financial assets						
Investments in Equity Instruments	0.43		4,226.41	0.42		0.01
Cash and cash equivalents			198.61			
Bank balances other than cash and cash equivalents			2,399.78			
Trade Receivables			8,690.38			
Loan			5,631.04			
Other financial assets			67.47			
Total	0.43	-	31,213.69	0.42	-	0.01
Financial liabilities						
Borrowings			7,230.17			
Trade Payables			10,291.84			
Other financial liability			1,860.93		-	
Total			19,382.94			

To provide an indication about the reliability of the inputs used in determining fair value, the Company has classified its financial instruments into three levels prescribed under the Ind AS. An explanation for each level is given below.

Level 1: Quoted (unadjusted) market prices in active markets for identical assets or liabilities.

Level 2: Valuation techniques for which the lowest level input that is significant to the fair value measurement is directly or indirectly observable

Level 3: Valuation techniques for which the lowest level input that is significant to the fair value measurement is unobservable.

NOTE-47 : TAX EXPENSES RELATING TO CONTINUING OPERATIONS

A. Tax expenses recognised in the statement of Profit & Loss

(₹ in Lakhs)

	For the year ended March 31st, 2021	For the year ended March 31 st , 2020
Current Tax		
in respect of current year	12.00	-
Total Current Tax	12.00	-
Deferred Tax		
in respect of current year	163.03	(1,928)
Total Deferred income tax expense/(credit)	163.03	(1,928)
Total income tax expense/(credit)	175.03	(1,928)
B. Amounts Recognised in Other Comprehensive Income		
Items that will not be reclassified to Profit or Loss Remeasurements of the defined benefit Plans	4.83	(1.44)
(B) Total	4.83	(1.44)
Tax Expenses relating to continuing operations reconciled to accounting profit as follows		
Profit before tax	624.25	(5,705.64)
Applicable Tax Rate (MAT)	0.31	0.3120
income tax as per above rate	194.77	(1,780.16)
Adjustments for taxes for		
Exempt Income	(20.05)	5.87
Dissallowance of expense	43.65	(35.56)
Additional allowances	(309.27)	
Special Rate (LTCG)	(90.91)	
Tax as per MAT	12.00	
Current Tax Provision	12.00	-
Tax on account of Prperty ,Plant And Equipment	(10.85)	(21.85)
Others	173.88	(96.74)
Tax Expenses recognised in statement of Profit & loss	175.03	(1,928.44)
Effective Tax Rate %	0.28	0.34

The movement in Deferred tax assets and liabilities during the year ended March 31st, 2020 and March 31st, 2021 (Figures in lacs)

Particulars	Opening Balance	Recognised in Profit or Loss	Recognised in OCI	Closing Balance
2019-2020				
Deferred Tax Assets				
Provision for Doubtful Debts	958.65	1741.76		2700.41
Carry forward loss		169.56		169.56
Other deductible temporary difference	10.52	(5.58)		4.94
	969.17	1905.74		2874.91
Deferred Tax Liabilities				
On account of Property , Plant & Equipments	124.77	(21.85)		102.92
Other timing difference	-6.13	(0.84)	1.44	(5.53)
	118.64	(22.69)	1.44	97.39
Net Defered tax Asset/(Liabilities)	850.53	1928.44	(1.44)	2777.52
2020-2021				
Deferred Tax Assets				
Provision for Doubtful Debts	2700.41	(163.88)		2536.53
Carry forward loss	169.56	(14.43)		155.14
Other deductible temporary difference	4.94	2.22		7.16
	2874.91	(176.08)		2698.83
Deferred Tax Liabilities				
On account of Property , Plant & Equipments	102.92	(10.85)		92.07
Other timing deference	-5.53	(2.21)	(4.83)	(12.56)
	97.39	(13.06)	(4.83)	79.51
Net Deferred tax Asset/(Liabilities)	2777.52	(163.03)	4.83	2619.32



NOTES (CONSOLIDATED)

NOTE-48

Additional information as required under schedule III to the Company Act,2013 of enterprises consolidated as Subsidiaries/Associates
As at 31st March, 2021 (₹ in Lakhs)

Particulars	Net Assets		Share in Profit or Loss		Share in Other comprehensive Income		Share in Total comprehensive income	
	As a % of Consolidated Net Assets	Amount	As a % of Consolidated share in P & L	Amount	As a % of Other comprehensive Income	Amount	As a % of Total comprehensive income	Amount
Parents								
Anik Industries Ltd.	64.11%	16,241.01	85.60%	376.31	100%	9.63	85.91%	385.94
Subsidiaries								
Ravera Milk & Foods Pvt.Ltd.	35.89%	13,631.50	-0.22%	-0.98	-	-	-0.22%	-0.98
Associates								
Mahakosh Property Developers			14.62%	64.27	-	-	14.31%	64.27
Non Controlling Interest	4.77%	1,845.72						
	100.00%	38696.91	100.00%	439.60	100%	9.63	100.00%	449.23

As at 31st March, 2020

Particulars	Net Assets		Share in Profit or Loss		Share in Other comprehensive Income		Share in Total comprehensive income	
	As a % of Consolidated Net Assets	Amount	As a % of Consolidated share in P & L	Amount	As a % of Other comprehensive Income	Amount	As a % of Total comprehensive income	Amount
Parents								
Anik Industries Ltd.	64.11%	24,528.49	102.91%	-3,884.17	100%	-2.88	102.91%	-3,887.05
Subsidiaries								
Ravera Milk & Foods Pvt.Ltd.	31.06%	11,882.11	0.11%	-4.14	-	-	0.11%	-4.14
Associates								
Mahakosh Property Developers			-3.02%	113.98	-	-	-3.02%	113.98
Non Controlling Interest	4.83%	1,846.70						
	100.00%	38,257.30	100.00%	-3,774.33	100%	-2.88	100.00%	-3,777.21

NOTE - 49 In view of the Covid-19 pandemic, there have been several restrictions imposed by governments across the globe on the travel, goods movement and transportation considering public health and safety measures. The Company is primarily engaged in business of trading of Agri and Non Agri Commodities, wind power and real estate activities. This COVID-19 pandemic has surely impacted the operations of the Company in many ways. Accordingly as of 31 March 2021, based on the facts and circumstances existing as of that date. However, the impact assessment of Covid-19 is a continuing process given the uncertainties associated with its nature and duration. The management will continue to closely monitor the evolving situation and assess its impact on the business of the Company.

NOTE-50 (A) Trade receivable (Note No.10) includes Rs 4992.11 lakhs (Prev. Year 5445.78) considered doubtful of recovery for which provision is made to the extent of Rs.4992.11 lakhs (Prev. Year 5445.78 lakhs), in addition to the expected credit loss allowance made as per accounting policy.

(B) Further Advance to suppliers (Note No. 15) includes Rs. 2631.10 lakhs (Prev. Year 2668.32 lakhs) considered doubtful of recovery for which aggregate provision Rs. 2631.10 lakhs (Prev. Year 2668.32 lakhs) is made .

NOTE-51 Land situated at Village Bilawali Tehsil & District Dewas (M.P.) Area 4.31 Acre at cost of Rs. 5.45 lakhs shown as (Assets Classified as held for sale).

NOTE-52 Unbilled Revenue regrouped to Other current assets from Financial Assets -others .

NOTE-53 Previous year's figures have been regrouped or rearranged wherever considered necessary to make them comparable with current year's figures.

As per our report of even date attached
For **S.N. Gadiya & Co.**
Chartered Accountants
FRN : 02052C

CA SATYANARAYAN GADIYA
Proprietor
Membership No.071229

Date : 30th June, 2021
Place: Indore

For and on behalf of the Board of Directors

CS MAYANK CHADHA
Company Secretary

GAUTAM JAIN
Chief Financial Officer

MANISH SHAHRA
Chairman & Managing Director
DIN : 00230392

ASHOK KUMAR TRIVEDI
Whole Time Director
DIN : 00350507

If undelivered Please return to :
Sarthak Global Limited
Unit - Anik Industries Limited
170/10, Film Colony, R.N.T. Marg, Indore - 452 001