



July 29, 2020

<b>National Stock Exchange of India Ltd.</b> "Exchange Plaza", C-1, Block G, Bandra-Kurla Complex, Bandra (E), Mumbai - 400 051 <a href="mailto:cmlist@nse.co.in">cmlist@nse.co.in</a>  Security Code: JSL	<b>BSE Ltd.</b> Phiroze Jeejeebhoy Towers, Dalal Street, Mumbai - 400 001 <a href="mailto:corp.relations@bseindia.com">corp.relations@bseindia.com</a>  Security Code: 532508
--	---

**Sub : Annual Report for the FY 2019-20 including notice of the 40th Annual General Meeting Pursuant to Regulation 34 of the Securities Exchange Board of India (Listing Obligations and Disclosure Requirements) Regulations, 2015,**

Dear Sir,


The 40th Annual General Meeting ("AGM") of Jindal Stainless Limited ("the Company") will be held on Friday, August 21, 2020 at 11.00 a.m. IST through Video Conferencing / Other Audio Visual Means.

Pursuant to Regulation 34(1) of Securities Exchange Board of India (Listing Obligations and Disclosure Requirements) Regulations, 2015, we are submitting herewith the Annual Report of the Company along with the Notice of 40th AGM for the financial year 2019-20 which is being sent through electronic mode to the Members.

We request you to take the above information on record.

Thanking you.

Yours sincerely,  
For Jindal Stainless Limited

  
(Navneet Raghuvanshi)  
Company Secretary



Encl.: As mentioned above

**Jindal Stainless Limited**

**CIN:** L26922HR1980PLC010901

**Corporate Office:** Jindal Centre, 12 Bhikaiji Cama Place, New Delhi - 110066, India

**Registered Office:** O.P. Jindal Marg, Hisar - 125005 (Haryana) India

**T:** +91 11 26188345, 41462000, 61462000 **F:** +91 11 41659169 **E:** [info@jindalstainless.com](mailto:info@jindalstainless.com)

**Website:** [www.jindalstainless.com](http://www.jindalstainless.com), [www.jslstainless.com](http://www.jslstainless.com)






# TRANSFORMING OPPORTUNITIES

Annual Report 2019-20  
Jindal Stainless Limited





# WHAT'S INSIDE

## CORPORATE PROFILE

Vision & Mission	II
Founding Principles	IV
Chairman Speaks	VI
From the Managing Director's Desk	VII
New Product Developments	VIII
Product Basket	X
Stainless Steel Applications	XII
Harnessing the Power of IT	XIV
Awards & Accolades	XV
Unleashing People Power	XVI

## SUSTAINABLE INITIATIVES

Philosophy of Sustainable Development	XVIII
Jindal Stainless Foundation	XIX
CSR Activities	XX

## STATUTORY REPORTS

Notice for AGM	02
Director's Report	21
Corporate Governance Report	73
Management Discussion & Analysis	98



Aerial view of Jindal Stainless Limited, Jajpur, Odisha

## FINANCIAL REPORTS

Independent Auditor's Report	115
Balance Sheet	128
P&L Statements	130
Cash Flow Statements	134
Notes to Financial Statements	136
Consolidated Financial Statements	220



# VISION

Improving lives through trustworthy  
and innovative stain-less solutions



## Improving Lives

We will strive to improve lives of all our stakeholders (customers, suppliers, employees, shareholders and communities) and environment

---



## Through Trustworthy

We will strive to be the most trusted and respected organization in the way we conduct ourselves with our employees, suppliers, shareholders, customers and communities and reflect our core of being truly stainless

---



## And Innovative

We will always work towards innovating for better, be it processes, practices, solutions, delivering value added and innovative solutions to the world in our areas of work

---



## Stain-less Solutions

We will strive to provide total solutions to our customers with reliable pre and post sale services and advisory. We will educate communities on properties (strong, versatile, corrosion resistant) and use of stainless steel and encourage downstream industries

# MISSION

To be a leading stainless steel company in the world

Forging reliable relationships with customers, suppliers, employees and all other stakeholders

Building strong capabilities driving innovative practices, high quality and competitive solutions



## Leading Stainless Steel Company In The World

We will strive to be amongst the top stainless steel players in the world by increasing our capacity and its utilization resulting in revenue and net profit growth



## Reliable Relationships with Customers, Suppliers and all other Stakeholders

We will build long lasting relationships and uphold our commitment to the highest standards thereby becoming the preferred choice for our customers, suppliers and stakeholders



## Innovative Practices

We will evolve best-in-class innovative practices (business, manufacturing and people) to help our customers, suppliers, employees, shareholders and communities



## Strong Capabilities

We will build or buy appropriate technology, focus on research & development and enhance people capabilities



## High Quality

We will strive to offer stainless steel products and services of the highest quality that is required



## Competitive Solutions

We will strive to provide agile, cost-competitive and efficient stainless steel solutions to our customers, giving us an edge over our competitors

# FOUNDING PRINCIPLES



## Shri OP Jindal

August 7, 1930 - March 31, 2005

Founder - OP Jindal Group

नलवा की गलियों में रहकर, जिन्होंने देखा सपना था।  
स्वातंत्र्यी भारत का निर्माण, जिन्होंने माना अपना था।  
मुश्किल अरे अँधेरों में, जिन्होंने जलाई मशालें थी।  
जिनके परिश्रम के बलबूते, नयी क्रांति आयी थी।

मशीनों से वो बातें करते, लोगों से बतियाते थे।  
जिन्हे देख जन-मानस, नतमस्तक हो जाते थे।  
फौलाद से थे इरादें जिनके, आसमान में उड़ान थी।  
मिट्टी के वो सपूत जिनकी, मिट्टी में ही जान थी।

व्यापार, राजनीति के कुशल प्रबंधक, ऐसी उनकी शान है।  
विशाल हृदय के समाजसेवी, जो उनकी पहचान है।  
बड़े कदों के सहज लोग, मुश्किल से मिल पाते हैं।  
तभी प्यार से लोग उन्हें, 'बाडजी' बुलाते हैं।

स्वातंत्र्यी भारत का सपना, हमे पूरा करके दिखाना है।  
नलवा की गलियों का तिरंगा, विश्व पटल पर लहराना है।  
विश्व पटल पर लहराना है।



**Smt. Savitri Devi Jindal**  
Chairperson Emeritus

**“ At JSL, we commit to proactively respond to the expectations of all those who surround us. ”**

At Jindal Stainless Limited (JSL), our CSR initiatives have always gone the extra mile 'Beyond Business'. Since the inception of our company, we have always focused on a relationship-based approach. All of this would not have been possible without the support of all our stakeholders, employees, and the people associated with us at the grass-roots level. I am also glad to share that this year, the company responded promptly to distress calls of those affected by the devastating cyclone in Odisha, thereby resonating with our overarching vision statement of 'Improving Lives.'

The steady growth of 'Project Asmita' with the opening of a boutique managed by

community women has given a voice to rural women as it showcases their prowess in entrepreneurial development. Such case studies and stories need to be shared and replicated across geographies. This project, with a small number of women, has trained other women in various technical processes; from sourcing and product design, to product development and marketing. Such empowering projects are great indicators of the robust community governance structure that has been successfully implemented.

'Project Sahaj', managed by a self help group (SHG), is a mini sanitary napkin manufacturing unit and is a definitive example of a mechanism that caters to women's needs, creates awareness regarding the taboo topic, and shares good health and hygiene practices in the community. It is a part of JSL's efforts to end period poverty in the Jajpur district of Odisha.

On the entrepreneurship

development front, to create sustainable and scalable livelihoods, JSL initiated 'Project Sanjeevani' to enhance the entrepreneurial skills in multi-sector livelihoods and micro-enterprises, through a network of 200 SHGs spread across 27 villages of Danagadi block, Jajpur. The first Producer Company 'Samparna Jeevika Producer Company Limited' was approved by the Ministry of Corporate Affairs and was incorporated on 31<sup>st</sup> March 2020.

Towards education and health-care, JSL has opened up non-formal education centers for children from marginalized sections of society. Towards health, JSL has various mobile clinics and programs addressing societal issues such as female feticide. A well designed HIV and AIDS program has been extremely beneficial especially to the trucker community. To invest in the future of our society, the CSR wing has also enabled computer literacy programs and tuition centers for the economically-developing sections of our society.

The protection of our environment will remain a crucial concern area for which we plan on taking resolute all-year-round stances. We will continue to work with fortitude towards our targets and with our core value system firmly in place to pursue the larger agenda of helping people through stainless solutions. We have always believed in creating a legacy that will strengthen people from door-to-door and will empower them to achieve their dreams. At JSL, we commit to proactively respond to the expectations of all those who surround us and have displayed constant faith in all our endeavors.





## CHAIRMAN SPEAKS

### Ratan Jindal Chairman

Dear Shareholders,  
We are living in times where the present least resembles the past. The history, theory and practices we learnt for years now hold little significance. However, history chronicles an unparalleled ability of human race to tide over unprecedented crisis, including other pandemics. I firmly believe that courage, hope, and optimism are the strongest facets of humanity that will enable us to tide over even this crisis. To look for clues about future, I believe rapid technological advancement and making order out of chaos by quick reinvention will be the key to survival.

Let me first present our FY 2019-20 performance. This year has been important for your company as Jindal Stainless Limited (JSL) successfully exited the Corporate Debt Restructuring (CDR) framework. Your company paid the full recompense to lenders in cash and fully redeemed the outstanding Optionally Convertible Redeemable Preference Shares (OCRPS) together, to overcome the two major overhangs. The redemption of OCRPS sets the Company free of the conversion risk which, if converted, would have resulted in equity dilution. This landmark step has not only enabled financial flexibility but has also strengthened JSL's future prospects. JSL also touched a new operational high this year by ramping up its melt production capacity to 1.1 million

tonnes per annum (MTPA), through debottlenecking and process balancing at the cost of Rs 50 crore. It is humbling for me to be a part of this extraordinary team at JSL.

Global stainless steel production grew marginally by 2.9% (YoY) in CY 2019, a muted growth against 5.5% in CY 2018. The financial year was challenging against the backdrop of heightened US-China trade war, prolonged Brexit, and softening of global trade on account of suppressed demand. Persistent risk on account of these factors dented global business sentiments across economies. COVID-19 started making its impact felt towards the end of CY 2019. Growth in Indian stainless steel production was comparatively mild at 5% (YoY) in CY 2019, mirroring a subdued momentum in global trade and a relatively lower domestic GDP growth.

Substantial progress was made in expanding JSL's product portfolio and strengthening the Company's presence across applications. We successfully developed specialized grades for kitchenware, nuclear, railway, and automobile applications. As we operate in a highly dynamic industry, our strong R&D efforts have successfully optimized our operations further. JSL is also working to firm up its digital infrastructure. Your Company is digitizing end-to-end sales process to enhance efficiency and value to customer. Our e-commerce module (SAP Hybris) is live for a majority of customers and is expected to ensure transparency, and reflect JSL's high service standards and customer centricity.

In FY 2019-20, the Company maintained its profitability, with

revenues remaining largely flat compared to the last fiscal despite the impact of COVID-19 in fourth quarter. Muted macroeconomic growth rate, volatile raw material prices, and undue subsidized imports continued to be key concerns for the domestic stainless steel industry. The industry remains on the edge as imports continue to sabotage the domestic market. Being the second largest stainless steel consumer in the world, despite lower growth projection, India is an attractive market for countries with excess stainless steel manufacturing capacities. Consequently, stainless steel imports continue to flow unabated in the Indian markets from ASEAN countries, under the Free Trade Agreements (FTAs). The industry is collaborating with the government to curb imports and in turn promote domestic manufacturing activity, thus supporting government's 'Vocal-for-Local' initiative and generate more local job opportunities. We have also urged the government to consider dissolving import duties on key raw materials like Ferro-Nickel and stainless steel scrap which are not available in India. I am confident that with the creation of a level playing field, the Indian stainless steel industry will successfully compete against sponsored imports on all quality and cost parameters.

With its vision on the future, your Company is evaluating options to overhaul its cost competitiveness in a major way, and further optimize its operational efficiency. Given its vast infrastructure set-up, availability of land, and other utilities, JSL enjoys a huge operating leverage, and can expand its capacity to suit market demand with moderate investment.

JSL's commitment to society at large remained unwavering. The company continued its intervention in the four focus areas of Skill Enhancement, Integrated Health Management, Women Empowerment, and Rural Development. Projects undertaken for child nutrition, safe drinking water, dental care measures, village library, computer and sports education ensured that our peripheral communities have access to health and education. Livelihood generation projects for women communities was the driving motto behind all gender related initiatives. To help farmers across Odisha, JSL's CSR wing managed to create a 360 degree support mechanism to farmers – right from crop selection and seeding to harvest and selling.

I have always believed in the resilience and strength of my team at JSL and their tireless commitment. I would like to thank our employees and sincerely extend my gratitude to all our shareholders, board of directors, customers, lenders, investors and all other stakeholders for their continued support.



## FROM THE MANAGING DIRECTOR'S DESK

### Abhyuday Jindal Managing Director

Dear Shareholders,

The pandemic of COVID-19 has proven to be a critical turning point in the history of human race and is set to reshape the global society. Despite its challenges, the pandemic has presented an opportunity for all of us to introspect and rediscover new opportunities, rebuild our environment, and re-establish our economy. The world needs to embrace more responsible and sustainable choices for future generations. I am hopeful that with appropriate action aided by modern technology, things will soon turn around.

We managed positive results in the financial year 2019-20, despite a tough external environment. This has been possible only due to the dedication and ownership of results that the employees of your Company exemplify. Jindal Stainless Limited (JSL) delivered Profit after Tax (PAT) of Rs 153 crore in FY 2019-20. Total standalone revenue stood at Rs 12,320 crore and EBITDA was maintained at Rs 1,175 crore. With the CDR exit now completed, your Company is attracting new investors. Improved investor sentiments reflect better growth prospects for the Company. Had it not been for the unabated glut of subsidized imports entering India through various channels, JSL, and in fact all of Indian stainless steel industry, would have been able to realize its true potential. All through the year, we ensured that business was operated with a sharp

focus on safety, while maintaining profitability and a consistent drive to optimize operational costs. JSL demonstrated stronger operating parameters with improved internal capabilities, fit to cater to customers with ever-evolving demand. Our R&D has enabled us to match global benchmarks for our products in the industry, and that has facilitated JSL to be amongst one of the preferred manufacturers and suppliers of stainless steel in the world. Consistent efforts to expand our product portfolio in railways, hollowware, white goods, pipe & tube, and auto segments have yielded promising results. New grades and variants were developed for lift and elevator segment, metro coach application, and railway foot-over-bridge application, among others. On the operational front, JSL implemented Level-2 automation of Argon Oxygen Decarburization (AOD) converter, which led to ~10 % improvement in productivity of this unit. Your Company successfully commissioned a 25 MT induction furnace which further resulted in a cleaner, energy-efficient melting process. JSL's melt production capacity now stands at 1.1 MTPA.

JSL's digital journey further accelerated in FY 2019-20. The Company opted for a benchmarked omni channel commerce solution by adopting Hybris e-commerce. This interactive and transparent tool provides a 360 degree dashboard view to our customers in real-time, thereby cementing their trust and engagement with the Company. JSL is committed to moving towards a digital manufacturing ecosystem and creating value for all its business partners.

JSL is actively engaged in developing a comprehensive ecosystem for stainless steel in India. We have further expanded our reach to premier institutions like IIT Kharagpur and introduced courses on stainless steel. Around 300 students have enrolled for the course in the first year of its roll-out. JSL continued to organize Fabricator Training Programs across India, benefiting over 9000 local fabricators across 61 cities. Further, various programs were conducted along with MSMEs in several cities to create awareness about these one-of-a-kind fabrication programs. Special showcase vans, displaying varied applications of stainless steel in industrial and home space, have been developed by the Company. These vans are now traversing across several states in India, educating existing and potential customer segments on the benefits of adopting stainless steel. Our marketing activities have also been advanced. Jindal Saathi, a robust pipes & tubes (P&T) marketing plan was activated in July'19 through multiple media vehicles along with on-ground activation. The campaign was driven through print, radio, OOH, and digital media vehicles to drive awareness on the originality of JSL products through the Jindal Saathi seal. A third party survey conducted after the completion of this campaign has revealed that more than 60% fabricators and distributors in the market now recognize this seal of trust. Riding on a successful campaign last year, we are now planning the second phase of marketing activities in FY21 for P&T segment. Our customer MOU scheme in FY19-20 performed well with more than 87% of MOU volumes being achieved despite disruption due to lockdown. The continuous success of this scheme is a testimony to our trustworthy relations with customers. Our business prospects are linked to the containment and effective treatment of COVID-19. Additionally, government policies across the globe will play a critical role in reviving the world economy. The state of domestic stainless steel industry is linked to this economic revival. India has performed admirably when confronted by a crisis in the past. I am optimistic that with government's clarion call for 'Aatma Nirbhar Bharat', we will work towards reviving the domestic manufacturing sector and build a self reliant nation. For us at JSL, we are ready to turn this challenge into a competitive opportunity. With this, I reiterate my optimism and stand by the growth prospects of stainless steel.

As a leader of this esteemed organization, I am extremely proud of our employees who continuously demonstrate high standards of professionalism. Time and again, they have proven their mettle through relentless efforts that lead the organisation out of challenging situations. At JSL, we remain grateful to our Board of Directors, shareholders, lenders, business associates, customers, and all the stakeholders for their continued patronage in making JSL what it is today.

# NEW PRODUCT DEVELOPMENTS



## SS CHEQUERED PLATE FOR FOOD PROCESSING INDUSTRY

Making further inroads in the food processing industry comes naturally for a hygienic metal like stainless steel. Chequered flooring plate in 304 grade of stainless steel is now being used in a bread manufacturing unit in New Delhi. The movement of carts in storage area was causing

abrasion and was difficult to keep clean; thereby wearing out the existing flooring. Usage of stainless steel has added hygiene, and resistance to wear and tear, and made cleaning easier. It will double the life of the flooring.



## STAINLESS STEEL IN WATER CONTAINERS OF HOUSEHOLD RO'S

Over a 1000 manufacturers make approximately 50 lakh RO units each year for household use. Replacing the plastic water tank in the RO with a stainless steel one will not only be more hygienic but also corrosion resistant, strong and more durable. We have developed a prototype RO tank in Stainless Steel, 304 grade, to support the ongoing initiative of manufacturers in both the organised and unorganised sectors who are working on this application. This sector holds the potential of usage of more than 10000 MT of stainless steel.

# STAINLESS ACADEMY – DISPLAY AND TRAINING VEHICLE



Christened as the Stainless Academy, these vans have helped train over 9000 fabricators across 61 cities. Each van displays a few of the varied applications of stainless steel in a particular sector. This also enables the showcase of the stainless edge during conferences, industrial displays, road shows and events.

For spreading awareness about the health, hygiene, cost, ecological and other benefits of the stainless steel among a diverse audience, we have created 4 stainless steel showcase vans that travel the length and breadth of the country, highlighting the benefits of the metal. These vans are used for creating awareness amongst

end consumers as well as for live demos and trainings for fabricators. They are equipped with fabrication tools and supported by government bodies like the **Ministry of Steel under Ispati Irada** and **Skill India by National Skill Development Corporation (NSDC)**, a Government of India body. We developed a 3<sup>rd</sup> van in last financial year to showcase the countless **possibilities of using stainless steel for industrial applications**. This van showcases a wide range of products, including roofing sheets, shutters, chequered flooring, UV printed SS sheets, special finishes & textures, and miniature industry models and accessories (nuts, bolts, hinges etc.)

# PRODUCT BASKET



Stainless steel is well known for its extensive bouquet of unique properties such as corrosion-resistance, high strength-to-weight ratio, and the ability to withstand extreme temperatures. The metal contains 10.5% or more chromium and is synonymous with strength and hygiene. The resistance to corrosion is attributed to the naturally occurring chromium-rich oxide film formed on the surface of stainless steel. Although extremely thin, this invisible, inert film is tightly adherent to the metal and thus acts as a protective shield in corrosive environments.

The film is expeditiously self-repairing in nature, and the indentation due to abrasion, cutting or machining is hastily repairable in the presence of oxygen. In addition, stainless steel objects rarely turn into waste at the end of their useful life as this metal is 100% recyclable. Qualities like low lifecycle cost, high strength-to-weight ratio, aesthetic brilliance and easy cleaning ability make stainless steel the wonder metal and a preferred choice for various applications.

Jindal Stainless Limited is the largest stainless steel producers in India with a capacity of 1.1

MTPA, eventually scalable up to 3.2 MTPA.

The company's manufacturing facility in Jajpur, Odisha, has state-of-the-art equipment from globally reputed technology suppliers. The facility comprises of 250,000 TPA of Ferro Alloy division with a captive power generation unit of 264 MW. The product range includes Slabs, HR Coils, CR Coils and Plates.





## Slab

Manufacturing Range / Odisha

Product	Max Width (mm)	Thickness (mm)	
		Minimum	Maximum
Slab	1650	160	220



## CR Coil

Manufacturing Range / Odisha

Product	Max Width (mm)	Thickness (mm)	
		Minimum	Maximum
CRAP Coil	1600	0.3	5.0



## HR Coil

Manufacturing Range / Odisha

Product	Max Width (mm)	Thickness (mm)	
		Minimum	Maximum
Hot Rolled Coil	1650	2.0	10
HRAP Coil / 2E	1650	1.4	6.7



## Plates

Manufacturing Range / Odisha

Product	Max Width (mm)	Thickness (mm)	
		Minimum	Maximum
Plates/ Sheets	1620	11	80

# STAINLESS STEEL APPLICATIONS



## Architecture Building Construction

Decorative and colour-coated stainless steel | Street furniture | Escalators, Elevators | Claddings | Railings | Gates | Decorative panels | SS Roofing sheets | Railway station upgradation | Commercial complexes | Sculptures & designer items | Home furniture



## Automobile Railway Transport

Bus bodies | Exhaust systems, auto chassis, trims, suspension parts, fuel tanks, catalytic convertors | Railway wagons and coaches | Luggage racks, toilets, foot stairs | Metro coaches | Fish trawlers | Pontoons



## Consumer Durables

Washing machine | Microwave | Refrigerator | Razor blades | Coin blanks | Surgical instruments | Special alloys for aerospace, defence, and other strategic applications | White goods & their components | Kitchenware and similar applications like tableware, cookware, cutlery, gas stoves, and sinks



## Process & Engineering

Nuclear grade SS for fuel containment and waste handling | Super critical boilers in power plants | Water treatment and drinking water supply | Desalination applications | Chemicals, petro-chemical & fertilizer plants | Sugar, food and beverage industry, oil and gas | Space applications | Structural applications | Fish rearing cages



## Stainless Steel in Plumbing

Stainless steel pipes are increasingly being trusted for plumbing solutions as they offer a wide range of benefits, with paramount hygienic properties, resistance to corrosion, long life and low maintenance. They do not require painting and blend smoothly with modern interior design. They are also fully recyclable. Stainless steel often enjoys life cycle cost advantages compared to other materials. Even though the initial costs may be marginally higher for stainless steel plumbing materials, the gap in installed cost is reduced by a fast and more efficient method of jointing. Low maintenance, low system downtime and replacement costs, and long life make stainless steel the most suitable metal when compared to other materials.



## Stainless Steel in Chemical Industry

Arguably the most demanding industries that use stainless steel(SS) are the chemical, processing, and oil and gas industries. They have created a large market for stainless tanks, pipes, pumps and valves. One of the first major success stories for 304/316 stainless steel was the storage of dilute nitric acid, as it could be used in thinner sections and was more robust than other materials. SS pipes and tubes exhibit superior corrosion resistance and heat resistance properties and have been used as raw materials that can withstand harsh environments as seen in petroleum, brewery, sugar, refining, oil and gas industries.

## Stainless Steel in Beverage, Dairy and Food Preparation and Processing

Stainless steel's properties of being corrosion-resistant, inert, easily cleanable, sterilised without any loss of properties, and easy fabrication by various techniques make it a widely used metal in Beverage, Dairy and Food preparation, Processing, and Storage industries as they all require the metal to maintain the integrity of the structure (i.e. to be corrosion-resistant and sufficiently robust to withstand their service environment) and be inert (i.e. to impart neither colour nor flavour to food or beverages).



## Stainless Steels for Application in Automotive and Transport Sectors

Automotive and Transport sectors are moving towards stainless steel to reduce weight, improve aesthetics, enhance safety and minimize life cycle cost. Characterized by superior fire- and corrosion-resistance, stainless steel ensures safety and reliability. Since stainless steel exhibits a superior combination of high strength, ductility, formability and toughness compared to other metals and alloys, the intrinsic weight of the vehicle decreases and its load carrying capacity and fuel efficiency increase. Maintenance cost is naturally lower and stainless steel components, at the end of their long life, are easily recycled.



## Stainless Steel in Architecture, Building & Construction

Stainless steel has been used in Architecture, Building and Construction since its invention. Stainless Steel provides tremendous design-flexibility to high profile projects while its strength and resistance to corrosion, wear & tear, and fire make it a pragmatic long-lasting choice for public and industrial buildings. Worldwide, stainless steel is being used for structural applications ranging from cutting-edge architecture to infrastructure. Exceptional examples of historical structures include the stainless steel concrete reinforcing bar in Yucatan, Mexico's Progreso Pier (1945); St. Louis, USA's Gateway Arch (1965); and the Louvre Pyramid in Paris, France (1989).





# HARNESSING THE POWER OF IT



Members of JSL IT Team

Jindal Stainless Limited (JSL) has been an industry leader in embarking up on a digital transformation journey by implementing cutting-edge technology solutions in the manufacturing industry. Information Technology has been instrumental in enabling smoother, faster, and transparent processes across multiple divisions of JSL's major operations and activities.

Under the gamut of our upgraded and newly introduced SAP initiatives, we have successfully implemented integration of barcode devices with SAP for bay-wise tracking of vehicles inside plant resulting in reduced turnaround time, implementation of paperless material receiving (GRN) process for high-value consumables, railway rake container management system to avoid detention charges, and mapping sales and accidental return process in SAP.

A plethora of other digital initiatives in the plant are changing the way we conduct our business. We have adopted industry-specific e-commerce best practices by on-boarding Hybris Commerce, starting with the roll-out of the e-Auction platform. Our customers can now access a Customer 360° view, which gives them relevant information in the form of reports and dashboards covering every aspect of the customer's interaction with us. Moreover, vehicle tracking data is now one click away. Online order placement for our high-selling-SKUs and online payments have also been rolled-out. Our presales product, C4C, has been tightly integrated with Hybris Commerce to provide expeditious service and an Assisted Service Module has been activated to aid the Customer Support Team in efficiently addressing the queries of the customers.

We have also successfully explored other technologies to provide solutions like the Kaizen portal, which have improved the management and tracking of quality circle projects across the plant. Apart from this, digitization of Captive Power Plant (CPP) management communication has increased power consumption visibility in the Company. An online project tracker portal, Pariyojna, has been made to capture progress of different projects in the plant under different categories (Cost/Quality/Productivity/EHS).

As we deep dive into the sea of technology, we find that the power of IT is beyond imagination. At JSL, we are taking concrete steps to harness this potential. The sheer perseverance and unwavering dedication of the company's IT team are the bedrock of this exceptional performance on our digital transformation journey.

# AWARDS & ACCOLADES 2019-20



GOLD Award under  
Apex India Safe Workplace  
Award 2019 in Metal &  
Mining Sector



Fame Environment Excellence Award 2019  
(Platinum Award) from FAME  
(Foundation for Accelerated Mass  
Empowerment) in Metal & Mining Sector



19th Annual Greentech Environment  
Award – 2019 (Gold Award)  
in Metal & Mining Sector



Gold Award in  
Chapter Convention on  
Quality Concepts



Par Excellence Award in  
National Convention on  
Quality Concepts (NCQC)



First Position in 32<sup>nd</sup> State  
Level CII QC Competition

# UNLEASHING PEOPLE POWER



Our greatest asset lies in the strength of our 8,000 employees in Jindal Stainless Limited (JSL). Employee satisfaction is essential to us. Therefore, placing a strong focus on our employees is in the best interest of not just our Company but also our clients and shareholders. Especially in the face of ongoing digitalization in the workplace, a company's efforts and strategy in the field of human resources take on a new and crucial role.

One of the key initiatives in this direction during FY 18-19 was to implement SAP Success Factors as our Human Resource Management System across the entire organization. The entire project was implemented successfully in a short span of 6 months. It has helped us to not only streamline employee experience and deliver HR services effectively but also offer a unique digital experience via a mobile interface.

With a keen focus on creating avenues for effective two-way communication, our Communications team undertook several initiatives. Our intranet (internal internet) platform, Pulse, forms the lifeline of the organization, catalysing employee engagement. This year, we even introduced an online town-hall model called Sampark, which enables the senior leadership to get connected with employees across all locations. This allows employees to ask questions and provide suggestions as well as solutions to the senior leadership directly. This is in addition to the interactions that our Managing Director has with employees in small groups at different locations on a regular basis. Multiple

campaigns through emails and Whatsapp keep employees informed and inspired through the year. Our engagement with employees also continues via year-long events centered on well-being and team-bonding.

With our workforce becoming increasingly diverse, we understand and accept value differences and strive to build an inclusive and holistic work environment. As a step in this direction, JSL has launched STRIDE – an inclusion & diversity initiative with a series of ongoing programs and interventions. We revised our Prevention of Sexual Harassment policy (POSH) by reiterating our commitment as a 'zero tolerance organization' against sexual harassment of women at workplace.

We continually refresh our talent by hiring engineering and diploma graduates every year from leading colleges across India, selecting the crème de la crème, after rigorous online assessments and face-to-face interviews. Going





forward, the graduate engineering trainees (GET) will go through our flagship year-long program - ARISE, which “Shapes Stainless Engineers” of the future, preparing them for the transition from the academic to the corporate world. Industry-academia partnership through our MOUs with IIT Bhubaneswar, polytechnics, and ITIs also helps us to build an industry-ready workforce.

Our focus on investing in talent development continues with over 65,070 learning hours clocked in FY 18-19. To build the future leadership pipeline at JSL, we launched a flagship leadership development program called Masterful Management for middle managers. It is a 12-month development journey which focuses on leadership capabilities for the continuously changing business landscape.

We help hone the skills of our senior leaders through focused coaching and leadership development programs from leading management institutes. The capability of our workmen is also enhanced continually with

various technical programs as well as Pratigyan – an attitudinal development program.

Our robust Performance Management System focuses on both the 'What' (the goal) as well as the 'How' (competencies required) to facilitate a high-performance work culture. The Balanced Score Card approach of setting and monitoring goals helps us align with the overall organization strategy and aids in sustaining our collective efforts to reach the targets.

Our efforts to retain world-class employees have been recognized by the industry with several awards in FY 18-19 such as The Exceed Award 2018, Manufacturing Today Award 2018 for Training Excellence, as well as numerous accolades in Regional Work Skills Competition and Quality Circle Competitions.

To usher in a new stainless steel era, we hope to continue our momentum towards growth, with key focus on our greatest assets—Our People.



# SUSTAINABLE INITIATIVES



## Philosophy of Sustainable Development

### CSR Vision

'Corporate Social Responsibility (CSR) is the direct connect between the head and the heart. It becomes impactful only when one speaks the language of the heart.'

Aligning with the vision of Improving Lives Through Trustworthy and Innovative Stain-less Solutions, Jindal Stainless has continuously engaged itself in improving the lives of people in and around the manufacturing facilities. CSR is the strategic approach toward sustainable community development and the key to inclusive growth. This includes the 'Beyond Business' activities that are focused on the communities that cross the path of Jindal Stainless. These programmes are focused around the needs of the local communities at the bottom of the pyramid, aimed at empowering them with employable skills and giving them a voice to deal with domestic violence and engage in other social issues. At Jindal Stainless, employees are encouraged to volunteer in community work and engage in eradicating social evils of society. Jindal Stainless has undertaken a number of CSR initiatives like skill training and education, integrated preventive health, rural development, livelihood generation, women empowerment and entrepreneurship, human rights and business and advocacy.



# JINDAL STAINLESS FOUNDATION

JSL Foundation is a registered society under the Registrar of Societies, established to work for the greater good of society. Our aim is to focus 'Beyond Business Responsibilities', stressing on the importance of seeing a change in lives of communities around our Plant locations as well as other geographies. Our key focus areas are Women Empowerment, Education and Skill Development, Integrated Health Care, Environment Sustainability, Community Development, and Integrated Farming.

Under the able guidance of our Chairperson, Mrs Deepikaa Jindal, our team of seasoned CSR professionals implements the entire gamut of initiatives through national and international civil societies and non-government organizations. Under the aegis of JSL Foundation, it is our earnest endeavor to uplift our surrounding communities and transform the lives of people who cross our path.



## Philosophy

To address key social developmental issues and encourage all stakeholders to get engaged through focused sustainable interventions with the aim of achieving the overall vision of JSL of improving lives through trustworthy and innovative stain-less solutions



## Aim

Mainstreaming communities at the bottom of the pyramid

## Objectives

- To work towards social advancement of all stakeholders including communities and their families
- To work with farming communities towards doubling their incomes through technology-based solutions and promoting climate adaptation practices
- Empower rural youth and women through skill enhancement and promote entrepreneurship
- Provide basic amenities to rural communities living around our areas of operations i.e. primary health, basic education etc.
- To work towards environmental protection
- To provide an enabling environment and promote best practices
- To ensure a proper reporting structure



# CSR ACTIVITIES

Going beyond business is in the ethos of our organisation and hence, it is befitting that our CSR projects cater to relevant issues such as Community Development, Education, Integrated Health Care, Skill Development, Gender Equality and Women Empowerment, Environment and Business & Human Rights. While a wide array of projects are undertaken each year and continued from previous years, let's have a look at some major initiatives in FY20.



## Promotion of Education and Enhancement of Skills

Multiple projects have been undertaken in this theme in Jajpur district of Odisha. Sixty students are studying in the education centers at Marutikar and Kiapada. The children are provided with school bags, play materials and teaching and learning materials. Village libraries are also functioning at Hudisahi and Trijanga, with various types of books, such as epics, novels, Dharma Shastras, story books, farming, patriotic books etc. On the sporting front, this is the second year of the five students sent to Sudeva Football

Academy, Delhi for coaching in Football. The children are selected from Danagadi and Sukinda blocks. We also sponsored Master Subhjeet Mallick, a student of 6<sup>th</sup> standard in Byasanagar Public School, for participation in the 4<sup>th</sup> India Open International Taekwondo Championship 2019, under 28 kg category at Kolkata. 2 water purification systems have been installed at Manatira and Kumbhiragadia high schools, in which 1120 students and teachers are benefitting under the safe drinking water project.

## Integrated Community Healthcare Program

We have been organising health camps in and around the periphery of our plant with a doctor, pharmacist and one assistant. 15 villages are covered every week as per the health camp schedule. A total of 21,045 patients were treated in 883 static and mobile health camps during the year. Dental Care Centres are also running in Kaliapani mines area and Nadiabhanga, every Saturday. A total of 554 patients were treated in 47 dental camps in both the centres during the year.




## Women Empowerment and Gender Equality

Asmita Production Centre is promoted as a micro-enterprise involving sewing-trained underprivileged girls from different villages, wherein stitching of safety jackets, masks, etc is undertaken for paid orders from organisations like Jindal Stainless Limited, Tata Motors, and Tata Jusco. In partnership with Mudra Foundation, we have been training girls from various villages in making different types of bags, baskets and other materials from golden

grass for international markets like Tokyo. We have also been running four tailoring training centres for the underprivileged girls and women in six different villages. Sahaja Sanitary Napkin Making Unit is being promoted by us, wherein women/girls are involved in the production and sale of the napkins, under the brand Sahaj. Women livelihood development initiatives are also carried out, targeting the 2449 women Self Help Group (SHG) members of 200 SHGs in 27 villages.







## Rural Development Projects

Doubling farmers' incomes is a key project that we have been focussing on for the past few years across 9 districts in Odisha. The project focuses on diversification of farming towards dairy, horticulture, floriculture, aquaculture, agro-forestry, apiculture etc. We have helped farmers introduce high value aromatic paddy in the Danagadi block in Jajpur, along with introduction of new and improved varieties of Maize, Groundnut, Vegetables, Green Gram etc. We also undertook rehabilitation projects on individual scale, for people who lost all their belongings during unfortunate incidents like fires, and on mass scale, during natural calamities like Cyclone Fani. COVID-19 relief work and financial aid to government rehabilitation projects has also been carried out.



**Chairperson Emeritus**

Mrs. Savitri Devi Jindal

**Chairman and Managing Director**

Mr. Ratan Jindal

**Managing Director**

Mr. Abhyuday Jindal

**Whole Time Director**

Mr. Tarun Kumar Khulbe

**Directors**

Mr. Suman Jyoti Khaitan

Ms. Bhaswati Mukherjee

Mr. Gautam Kanjilal (Nominee Director)

Mr. Jayaram Easwaran

Mrs. Arti Luniya

**Chief Financial Officer**

Mr. Anurag Mantri

**Company Secretary**

Mr. Navneet Raghuvanshi

**Working Capital Bankers**

Axis Bank

Bank of Baroda

Canara Bank

ICICI Bank

Punjab National Bank

State Bank of India

Standard Chartered Bank

**Statutory Auditors**

M/s. Walker Chandiok & Co. LLP

**Secretarial Auditors**

M/s. Vinod Kothari & Co.

Practicing Company Secretaries

**Cost Auditors**

M/s. Ramanath Iyer & Co.

Cost Accountants

**Registered Office**

O.P. Jindal Marg

Hisar - 125005 (Haryana)

**Works**

Jajpur (Odisha)

## **JINDAL STAINLESS LIMITED**

(CIN: L26922HR1980PLC010901)

Regd. Office: O.P. Jindal Marg, Hisar – 125 005 (Haryana), India

Phone No. (01662) 222471-83, Fax No. (01662) 220499

Email Id.: investorcare@jindalstainless.com Website: www.jslstainless.com

Corporate Office: Jindal Centre, 12, Bhikaiji Cama Place, New Delhi – 110 066

**NOTICE** is hereby given that the 40<sup>th</sup> **Annual General Meeting (“AGM”)** of Members of **Jindal Stainless Limited** will be held on Friday, the **21<sup>st</sup> day of August, 2020 at 11.00 A.M. (IST)** through Video Conferencing (“VC”) / Other Audio Visual Means (“OAVM”) to transact the following business:

### **ORDINARY BUSINESS:**

1. To receive, consider and adopt:
  - a. the audited standalone financial statements of the Company for the financial year ended on 31<sup>st</sup> March, 2020, the Reports of Board of Directors and Auditors thereon, and
  - b. the audited consolidated financial statements of the Company for the financial year ended on 31<sup>st</sup> March, 2020 and the Report of the Auditors thereon.
2. To appoint a Director in place of Mr. Tarun Kumar Khulbe (DIN: 07302532), who retires by rotation and being eligible, offers himself for re-appointment.

### **SPECIAL BUSINESS:**

#### **TO CONSIDER AND IF THOUGHT FIT, TO PASS THE FOLLOWING RESOLUTIONS:**

##### **3. AS AN ORDINARY RESOLUTION:**

#### **RATIFICATION OF REMUNERATION TO BE PAID TO M/S RAMANATH IYER & CO., COST ACCOUNTANTS, AS COST AUDITORS OF THE COMPANY, FOR THE FINANCIAL YEAR 2020-21**

“**RESOLVED THAT** pursuant to the provisions of Section 148 and all other applicable provisions, if any, of the Companies Act, 2013 read with the Companies (Cost Records and Audit) Rules, 2014 and Rule 14 of the Companies (Audit and Auditors) Rules, 2014, the remuneration of Rs. 1,92,500/- (Rupees One Lakh Ninety Two Thousand and Five Hundred only) fixed by the Board of Directors of the Company, payable to M/s Ramanath Iyer & Co., (Firm Registration No. 000019), Cost Accountants, as Cost Auditors, appointed by the Board of Directors of the Company on the recommendation of the Audit Committee for conducting audit of cost accounting records of the Company for the Financial Year 2020-21, be and is hereby ratified.

**RESOLVED FURTHER THAT** the Board of Directors be and is hereby authorised to do all acts, deeds, matters and things as may be deemed necessary to give effect to this resolution.”

##### **4. AS AN ORDINARY RESOLUTION:**

#### **AUTHORITY TO ENTER INTO MATERIAL RELATED PARTY CONTRACTS / ARRANGEMENTS / TRANSACTIONS**

“**RESOLVED THAT** pursuant to the provisions of Sections 177, 188 and other applicable provisions, if any, of the Companies Act, 2013 read with Rule 15 of the Companies (Meetings of Board and its Powers) Rules, 2014 and

Regulation 23 of the Securities and Exchange Board of India (Listing Obligations and Disclosure Requirements) Regulations, 2015, the approval of the Members of the Company be and is hereby accorded to the Board of Directors, to enter into one or more contracts / arrangements / transactions with the following related parties for the amounts stated hereunder:

S. No.	Name of the Related Party	Upto Amount (In Rs. Crores)
1.	Jindal Stainless (Hisar) Limited (“JSHL”)	2,300
2.	Jindal Stainless Steelway Limited (“JSSL”)	1,700
3.	Jindal United Steel Limited (“JUSL”)	2,000
4.	JSL Global Commodities Pte. Ltd. (“JSL Global”)	1,500

during the Financial Year 2020-21 on such terms and conditions as may be mutually agreed upon between the Company and JSHL, JSSL, JUSL and JSL Global.

**RESOLVED FURTHER THAT** the Board of Directors of the Company be and is hereby authorized to decide upon the nature and value of the products, goods, materials or services etc. to be transacted with JSHL/JSSL/JUSL/JSL Global within the aforesaid limits.

**RESOLVED FURTHER THAT** the Board of Directors of the Company be and is hereby authorized to delegate all or any of the powers herein conferred to any Committee of Directors / one or more Directors or Officers of the Company and to do all such acts, matters, deeds and things as may be necessary to give effect to the above resolution.”

## 5. AS AN ORDINARY RESOLUTION

### APPOINTMENT OF MRS. ARTI LUNIYA (DIN: 05341955) AS AN INDEPENDENT DIRECTOR OF THE COMPANY

“**RESOLVED THAT** pursuant to the provisions of Sections 149, 150, and 152 read with Schedule IV and all other applicable provisions, if any, of the Companies Act, 2013 and the Rules framed thereunder and the SEBI (Listing Obligations and Disclosure Requirements) Regulations, 2015, including any statutory modifications or re-enactment(s) thereof and any rules made thereunder, Mrs. Arti Luniya (DIN: 05341955), who was appointed as an Additional Director (Independent) w.e.f. 26<sup>th</sup> November, 2019 by the Board of Directors upon recommendation by the Nomination and Remuneration Committee of the Company after satisfying the criteria laid by the Committee, and whose term expires at this Annual General Meeting, and in respect of whom the Company has received a notice in writing from a Member proposing her candidature for the office of an Independent Director be and is hereby appointed as an Independent Non-Executive Director of the Company, not liable to retire by rotation, to hold office for a period of three (3) consecutive years with effect from 26<sup>th</sup> November, 2019.”

## 6. AS A SPECIAL RESOLUTION

### RE-APPOINTMENT OF MS. BHASWATI MUKHERJEE (DIN: 07173244) AS AN INDEPENDENT DIRECTOR FOR A SECOND TERM OF THREE CONSECUTIVE YEARS

“**RESOLVED THAT** pursuant to the provisions of Sections 149, 150, 152 and all other applicable provisions, if any, and Schedule IV of the Companies Act, 2013 (“the Act”) read with the Companies (Appointment and Qualification of Directors) Rules, 2014, as may be amended from time to time and Regulation 16 of the Securities and Exchange Board of India (Listing Obligations and Disclosure Requirements) Regulations, 2015 (“Listing Regulations”), Ms. Bhaswati Mukherjee (DIN: 07173244), who has declared that she meets the criteria of independence as provided in Section

149(6) of the Act read with the Listing Regulations, and who is eligible for re-appointment for a second term under the provisions of the Act and in respect of whom the Company has received a notice in writing from a Member of the Company proposing her candidature for the office of Director pursuant to Section 160 of the Act, be and is hereby re-appointed as an Independent Non-Executive Director of the Company, whose term shall not be subject to retire by rotation, to hold office for a further term of 3 (three) consecutive years on the Board of the Company, w.e.f. 15<sup>th</sup> July, 2020.”

**By order of the Board  
For Jindal Stainless Limited**

**Registered Office:  
O.P. Jindal Marg  
Hisar – 125 005, Haryana.  
17<sup>th</sup> July, 2020**

**Navneet Raghuvanshi  
Company Secretary  
Membership No. A14657**

**NOTES:**

1. In view of the continuing Covid-19 pandemic, the Ministry of Corporate Affairs (“MCA”) has vide its circular dated 5<sup>th</sup> May, 2020 read with circulars dated 8<sup>th</sup> April, 2020 and 13<sup>th</sup> April, 2020 (collectively referred to as “MCA Circulars”) permitted the holding of the Annual General Meeting (“AGM”) through VC / OAVM Facility, without the physical presence of the Members at a common venue. In compliance with the provisions of the Companies Act, 2013 (“the Act”), SEBI (Listing Obligations and Disclosure Requirements) Regulations, 2015 (“SEBI Listing Regulations”), MCA Circulars and circular dated 12<sup>th</sup> May 2020 issued by the Securities and Exchange Board of India (“SEBI Circular”), the 40<sup>th</sup> AGM of the Company is being held through VC / OAVM Facility. The detailed procedure for participating in the meeting through VC/OAVM Facility is mentioned hereunder in this notice. The deemed venue for the 40<sup>th</sup> AGM shall be the Registered Office of the Company.

In terms of the MCA Circulars and SEBI Circular, the Notice of the 40<sup>th</sup> AGM will be available on the website of the Company at [www.jslstainless.com](http://www.jslstainless.com), on the website of BSE Limited at [www.bseindia.com](http://www.bseindia.com) and National Stock Exchange of India Limited at [www.nseindia.com](http://www.nseindia.com) and also on the website of Link Intime India Private Limited, at <https://instavote.linkintime.co.in/>

2. Pursuant to the provisions of the Act, a Member entitled to attend and vote at the AGM is entitled to appoint a proxy to attend and vote on his/her behalf and the proxy need not be a Member of the Company. Since this AGM is being held pursuant to the MCA Circulars and SEBI Circular through VC / OAVM Facility, physical attendance of Members has been dispensed with. Accordingly, the facility for appointment of proxies by the Members will not be available for the 40<sup>th</sup> AGM of the Company and therefore the Proxy Form and Attendance Slip are not annexed to this Notice.
3. Attendance of the Members of the Company, participating in the 40<sup>th</sup> AGM through VC / OAVM Facility will be counted for the purpose of reckoning the quorum under section 103 of the Act.
4. Pursuant to the provisions of Section 108 of the Act read with Rule 20 of the Companies (Management and Administration) Rules, 2014 (as amended), Secretarial Standard on General Meetings (SS-2) issued by the Institute of Company Secretaries of India (“ICSI”) and Regulation 44 of SEBI Listing Regulations read with MCA

Circulars and SEBI Circular, the Company is providing remote e-Voting facility to its Members in respect of the business to be transacted at the 40<sup>th</sup> AGM and facility for those Members participating in the 40<sup>th</sup> AGM to cast vote through e-Voting system during the 40<sup>th</sup> AGM. Link Intime India Private Limited (“Link Intime/Registrar”) will be providing facility for voting through remote e-Voting, for participation in the 40<sup>th</sup> AGM through VC/OAVM Facility and e-Voting during the 40<sup>th</sup> AGM.

5. At the 37<sup>th</sup> AGM, Walker Chandio & Co. LLP (Firm Regn. No. 001076N/N500013) were appointed as Statutory Auditors of the Company for a term of five years until the conclusion of 42<sup>nd</sup> AGM of the Company.

The ratification of their appointment, pursuant to Section 139 of the Companies Act, 2013, is not required, in terms of Notification No. S.O. 1833(E) dated May 7, 2018, issued by the Ministry of Corporate Affairs and accordingly, the item has not been included in the Ordinary Business of this AGM Notice.

6. The relevant details as required under Regulation 36(3) of the SEBI (Listing Obligations and Disclosure Requirements) Regulations, 2015 and Secretarial Standard on General Meetings ("SS-2") of the persons seeking re-appointment / appointment as Directors under Item No. 2, 5 & 6 of the Notice, are also attached. The Company has received relevant disclosures / consents from the Directors seeking re-appointment / appointment.
7. An Explanatory Statement pursuant to Section 102 of the Act relating to special business to be transacted at the meeting is annexed hereto.
8. Pursuant to Section 91 of the Act and Regulation 42 of the SEBI Listing Regulations, the Register of Members and the Share Transfer books of the Company will remain closed from Monday, August 17, 2020 to Tuesday, August 18, 2020 (both days inclusive) for the purpose of 40<sup>th</sup> AGM of the Company.
9. The Securities and Exchange Board of India ('SEBI') has mandated submission of Permanent Account Number ('PAN') by every participant in securities market. Members holding shares in electronic form are, therefore, requested to submit the PAN to their Depository Participants with whom they are maintaining their demat accounts. Members holding shares in physical form are requested to submit their PAN details to the Registrar.
- 10. SEBI has also mandated that requests for effecting transfer of securities (except transmission or transposition of securities) shall not be processed after March 31, 2019, unless the securities are held in dematerialized form. Hence, the Members holding shares in physical form are requested to convert their holdings to dematerialized form to at the earliest.**
11. Pursuant to the MCA Circulars and SEBI Circular, in view of the prevailing situation, owing to the difficulties involved in dispatching of physical copies of the Notice of the 40<sup>th</sup> AGM and the Annual Report for the year 2019-20 including therein the Audited Financial Statements for financial year ended 31<sup>st</sup> March, 2020, are being sent only by email to the Members. Members who have not registered their email addresses with the Company or with their respective Depository Participant/s, and who wish to receive the Notice of the 40<sup>th</sup> AGM and the Annual Report for the year 2019-20 and all other communication sent by the Company, from time to time, can now register the same by submitting a duly filled-in request form mentioning their folio number, complete address, email address to be registered along with scanned self attested copy of the PAN Card and any document (such as Driving Licence, Passport, Bank Statement, Aadhar Card) supporting the registered address of the Member, by email to the Company / Registrar. Members holding shares in demat form are requested to register their email addresses with their Depository Participant(s) only.

12. The voting rights of Members shall be in proportion to their share of the paid-up equity share capital of the Company as on the cut-off date 14<sup>th</sup> August, 2020 and as per the Register of Members of the Company. A person who is not a Member as on the cut-off date should treat this Notice for information purpose only.
13. In case of joint holders attending the Meeting, only the Member whose name appears first will be entitled to vote.
14. Since 40<sup>th</sup> AGM of the Company will be held through VC / OAVM Facility, therefore Route Map is not annexed to this Notice.

**EXPLANATORY STATEMENT PURSUANT TO SECTION 102 OF THE COMPANIES ACT, 2013 AND SECRETARIAL STANDARD 2 ON GENERAL MEETINGS ISSUED BY THE INSTITUTE OF COMPANY SECRETARIES OF INDIA**

**ITEM NO. 3**

Pursuant to Section 148 of the Companies Act 2013 read with the Companies (Cost Records and Audit) Rules, 2014 and Rule 14 of the Companies (Audit and Auditors) Rules, 2014, the remuneration payable to Cost Auditors should be ratified by the shareholders of the Company. The Board of Directors, in its meeting held on 6<sup>th</sup> June, 2020, on the basis of recommendation of the Audit Committee appointed M/s. Ramanath Iyer & Co., Cost Accountants, as Cost Auditors to conduct audit of cost records of the Company for the financial year 2020-21 and subject to ratification by Members, fixed their remuneration at Rs. 1,92,500/- (Rupees One Lakh Ninety Two Thousand and Five Hundred only).

Your Directors recommend passing of the resolution as set out at item no. 3 of this Notice as an Ordinary Resolution for your approval.

None of the Directors, Key Managerial Personnel of the Company or their relatives is, in any way, concerned or interested, financially or otherwise in the said resolution.

**ITEM NO. 4**

The Company in the ordinary course of its business and on arm's length basis, enters into transactions for sale / purchase of goods / services/ allocating common corporate expenditure with Jindal Stainless (Hisar) Limited ("**JSHL**"), Jindal Stainless Steelway Limited ("**JSSL**"), Jindal United Steel Limited ("**JUSL**") and JSL Global Commodities Pte. Ltd. ("**JSL Global**"), the related parties of the Company.

The value of the transactions proposed, which will be on an arm's length basis, are based on the Company's estimated transaction value for the financial year 2020-21.

Regulation 23(4) of SEBI (Listing Obligations and Disclosure Requirements) Regulations, 2015 ("**SEBI Regulations**") provides that all material related party transactions shall require approval of the shareholders through Ordinary Resolution. The explanation to Regulation 23 (1) of the SEBI Regulations provides that a transaction with a related party shall be considered material if the transaction(s) to be entered into individually or taken together with previous transactions during a financial year, exceeds ten percent of the annual consolidated turnover of the listed entity as per the last audited financial statements of the listed entity.

The above mentioned contracts between the Company and the 'Related Parties' are likely to exceed the thresholds of materiality limits as defined under the SEBI Regulations and the Policy on dealing with Related Party Transactions of the Company during the financial year 2020-21.

Your Directors recommend passing of the resolution as set out at item no. 4 of this Notice as an Ordinary Resolution for your approval.

Except Mr. Ratan Jindal, Chairman of JSHL & Director of JUSL, Mr. Abhyuday Jindal, Managing Director of JSHL and Mr. Tarun Kumar Khulbe, Director of JSSL and their relatives, to the extent of their shareholding interest, if any, in the Company and the referred 'Related Parties', none of the other Directors, Key Managerial Personnel(s) of the Company and their relatives, are in any way, concerned or interested, financially or otherwise in the said resolution.

#### **ITEM NO. 5**

As per SEBI (Listing Obligations and Disclosure Requirements) Regulations, 2015 ("**SEBI Regulations**") where the listed entity has an Executive Chairperson, at least half of the Board of Directors shall comprise of Independent Directors. Consequent to cessation of Directorship of Mr. T. S. Bhattacharya from the Directorship of the Company w.e.f. 22<sup>nd</sup> September, 2019, on completion of his tenure, the number of Independent Directors was reduced to less than half of the total number of Directors. Accordingly, the Board of Directors on the recommendation of the Nomination and Remuneration Committee, appointed Mrs. Arti Luniya as an Additional Director (Independent) of the Company not liable to retire by rotation, to hold office for a period of three consecutive years till 25<sup>th</sup> November, 2022, subject to consent by the Members of the Company at the ensuing Annual General Meeting ("**AGM**"). In terms of provisions of Section 161(1) of the Companies Act, 2013 ("**the Act**"), she will hold office up to the date of this AGM.

The Company has received a declaration from Mrs. Arti Luniya confirming the criteria of independence as prescribed under Section 149(8) of the Act and under the Regulation 16(1)(b) of the Securities and Exchange Board of India (Listing Obligations and Disclosure Requirements) Regulations 2015. Mrs. Arti Luniya is not disqualified from being appointed as Director in terms of Section 164 of the Act, as amended from time to time. In the opinion of the Board, she fulfils the conditions specified under the Act & SEBI Regulations and is independent of the management of the Company. In terms of Section 160(1) of the Act, the Company has received a notice in writing from a member proposing the candidature of Mrs. Arti Luniya for appointment as an Independent Non-Executive Director of the Company. A copy of the letter of appointment of Mrs. Arti Luniya setting out the terms of conditions of appointment is available for inspection without any fees by the members at the Registered Office of the Company, till the date of AGM. The details required under SEBI Regulations & Secretarial Standard – 2 issued by The Institute of Company Secretaries of India are mentioned under the head "Additional Information". This Explanatory Statement may also be regarded as a relevant disclosure under the SEBI Regulations and other applicable laws.

Your Directors recommend passing of the resolution as set out at item no. 5 of this Notice as an Ordinary Resolution for your approval.

Except Mrs. Arti Luniya and her relatives, to the extent of their shareholding interest, if any, in the Company, none of the other Directors, Key Managerial Personnel(s), and their relatives, are in any way, concerned or interested, financially or otherwise in the said resolution.

#### **ITEM NO. 6**

Ms. Bhaswati Mukherjee (DIN: 07173244) was appointed as Non-executive Independent Director of the Company with effect from 15<sup>th</sup> July, 2017, for a term of three years, as approved by the Shareholders of the Company. Accordingly, first term of Ms. Bhaswati Mukherjee as an Independent Director of the Company was upto 14<sup>th</sup> July, 2020. In view of her performance in the first term and contribution to the Board of the Company, it was felt that her continued association would be of immense benefit to the Company. As per recommendation of the Nomination and Remuneration Committee of the Board based on skills, rich experience, knowledge, continued valuable contribution made by Ms. Bhaswati Mukherjee and outcome of performance evaluation of the Independent Directors, the Board of Directors of the Company at their meeting held on 6<sup>th</sup> June, 2020, re-appointed Ms. Bhaswati Mukherjee, as a Non-Executive Independent Director of the Company for second term of 3 (three) consecutive years, w.e.f. 15<sup>th</sup> July, 2020, subject to the approval of members of the Company by way of a special resolution. Ms. Bhaswati Mukherjee shall not be liable to retire by rotation as provided under Section 152(6) of the Companies Act, 2013 ("**the Act**").

The Company has received a declaration from Ms. Bhaswati Mukherjee confirming the criteria of independence as prescribed under Section 149(6) of the Act and under the Regulation 16(1)(b) of Securities and Exchange Board of



India (Listing Obligations and Disclosure Requirements) Regulations, 2015 (“SEBI Regulations”). Ms. Bhaswati Mukherjee is not disqualified from being appointed as Director in terms of Section 164 of the Act, as amended from time to time. In the opinion of the Board, she fulfils the conditions specified in the Act & SEBI Regulations and is independent of the management of the Company. In terms of Section 160 of the Act, the Company has received a notice in writing from a Member proposing the candidature of Ms. Bhaswati Mukherjee for re-appointment as an Independent Non-Executive Director of the Company. A copy of the draft letter for re-appointment of Ms. Bhaswati Mukherjee setting out the terms and conditions of re-appointment is available for inspection without any fee by the members at the Registered Office of the Company, till the date of AGM. The details as required under SEBI Regulations and Secretarial Standard-2 issued by The Institute of Company Secretaries of India are mentioned under the head ‘Additional Information’. This Explanatory Statement may also be regarded as a relevant disclosure under the SEBI Regulations and other applicable laws.

In terms of provisions of Section 149(10), an Independent Director shall be eligible for re-appointment for second term with the approval of members by passing a special resolution.

Your Directors recommend passing of the resolution as set out at item no. 6 of this Notice as a Special Resolution for your approval.

Except Ms. Bhaswati Mukherjee and her relatives, to the extent of their shareholding interest, if any, in the Company, none of the other Directors, Key Managerial Personnel(s), and their relatives, are in any way, concerned or interested, financially or otherwise in the said resolution.

**By order of the Board  
For Jindal Stainless Limited**

**Registered Office:**

**O.P. Jindal Marg**

**Hisar – 125 005, Haryana.**

**17<sup>th</sup> July, 2020**

**Navneet Raghuvanshi  
Company Secretary  
Membership No. A14657**

## INSTRUCTIONS FOR E-VOTING:

Pursuant to Section 108 of the Companies Act, 2013 read with the Companies (Management and Administration) Rules, 2014 and as amended, the Company is pleased to provide remote e-voting facility to enable the Member to cast their votes electronically on the resolutions mentioned in the Notice of the 40<sup>th</sup> AGM of the Company to be held on Friday, the 21<sup>st</sup> day of August, 2020. The Company has appointed Mr. Sandeep Garg, Advocate, as the Scrutinizer for conducting the remote e-voting process and e-voting during the AGM in a fair and transparent manner. The list of shareholders/ beneficial owners shall be reckoned on the equity shares as on 14<sup>th</sup> August, 2020.

The Member(s) requiring any assistance with regard to use of technology for remote e-voting or at any time before or during the 40<sup>th</sup> AGM (including e-voting in the 40<sup>th</sup> AGM) may contact Mr. Rajiv Ranjan (Assistant Vice-President) at the designated email ID: rajiv.ranjan@linkintime.co.in or contact at 022-49186000.

The remote e-voting period will commence on 18<sup>th</sup> August, 2020 at 9.00 a.m. (IST) and ends on 20<sup>th</sup> August, 2020 at 5.00 p.m. (IST). During this period shareholders of the Company, holding shares either in physical form or in dematerialized form, as on the cut-off date 14<sup>th</sup> August, 2020, may cast their vote electronically. The remote e-voting module shall be disabled by Link Intime India Private Limited ("**Link Intime**") for voting thereafter. Once the vote on a resolution is cast by a Member, whether partially or otherwise, it shall not be allowed to change subsequently.

Voting has to be done for each item of the Notice separately. In case you do not desire to cast your vote on any specific item, it will be treated as "ABSTAINED".

Shareholders who have already voted prior to the meeting date would not be entitled to vote during the meeting.

### Remote e-Voting Instructions for shareholders:

1. Open the internet browser and launch the URL: <https://instavote.linkintime.co.in>

**Those who are first time users of Link Intime e-voting platform or holding shares in physical mode have to mandatorily generate their own Password, as under:**

Click on "**Sign Up**" under '**SHARE HOLDER**' tab and register with your following details: -

**A. User ID:** Enter your User ID

- Shareholders/ members holding shares in **CDSL demat account shall provide 16 Digit Beneficiary ID**
- Shareholders/ members holding shares in **NSDL demat account shall provide 8 Character DP ID followed by 8 Digit Client ID**
- Shareholders/ members holding shares in **physical form shall provide** Event No + Folio Number registered with the Company

**B. PAN:** Enter your 10-digit Permanent Account Number (PAN) (Members who have not updated their PAN with the Depository Participant (DP)/ Company shall use the sequence number provided to you, if applicable.

**C. DOB/DOI:** Enter the Date of Birth (DOB) / Date of Incorporation (DOI) (As recorded with your DP / Company - in DD/MM/YYYY format)

**D. Bank Account Number:** Enter your Bank Account Number (last four digits), as recorded with your DP/Company.

- Shareholders/ members holding shares in **CDSL demat account shall provide either 'C' or 'D', above**
- Shareholders/ members holding shares in **NSDL demat account shall provide 'D', above**
- Shareholders/ members holding shares in **physical form** but have not recorded 'C' and 'D', shall provide their Folio number in 'D' above

▶ Set the password of your choice (The password should contain minimum 8 characters, at least one special Character (@!#\$%&\*), at least one numeral, at least one alphabet and at least one capital letter).

▶ Click "confirm" (Your password is now generated).

NOTE: If Shareholders/ members are holding shares in demat form and have registered on e-Voting system of Link Intime: <https://instavote.linkintime.co.in>, and/or voted on an earlier event of any company then they can use their existing password to login.

2. Click on 'Login' under '**SHARE HOLDER**' tab.
3. Enter your User ID, Password and Image Verification (CAPTCHA) Code and click on '**Submit**'.
4. After successful login, you will be able to see the notification for e-voting. Select '**View**' icon.
5. E-voting page will appear.
6. Refer the Resolution description and cast your vote by selecting your desired option '**Favour / Against**' (If you wish to view the entire Resolution details, click on the '**View Resolution**' file link).
7. After selecting the desired option i.e. Favour / Against, click on '**Submit**'. A confirmation box will be displayed. If you wish to confirm your vote, click on '**Yes**', else to change your vote, click on 'No' and accordingly modify your vote.
8. Institutional shareholders (i.e. other than Individuals, HUF, NRI etc.) and Custodians are required to log on the e-voting system of Link Intime at <https://instavote.linkintime.co.in> and register themselves as '**Custodian / Mutual Fund / Corporate Body**'. They are also required to upload a scanned certified true copy of the board resolution /authority letter/power of attorney etc. together with attested specimen signature of the duly authorised representative(s) in PDF format in the '**Custodian / Mutual Fund / Corporate Body**' login for the Scrutinizer to verify the same.

#### **If you have forgotten the password:**

- Click on '**Login**' under '**SHARE HOLDER**' tab and further Click '**forgot password?**'
  - Enter **User ID**, select **Mode** and Enter Image Verification (CAPTCHA) Code and Click on '**Submit**'.
- In case shareholders/ members is having valid email address, Password will be sent to his / her registered e-mail address.
  - Shareholders/ members can set the password of his/her choice by providing the information about the particulars of the Security Question and Answer, PAN, DOB/DOI, Bank Account Number (last four digits) etc. as mentioned above.
  - The password should contain minimum 8 characters, at least one special character (@!#\$%&\*), at least one numeral, at least one alphabet and at least one capital letter.
  - It is strongly recommended not to share your password with any other person and take utmost care to keep your password confidential.

#### **General Guidelines for shareholders:**

- For shareholders/ members holding shares in physical form, the details can be used only for voting on the resolutions contained in the Notice.

- During the voting period, shareholders/ members can login any number of time till they have voted on the resolution(s) for a particular “Event”.
- Shareholders/ members holding multiple folios/demat account shall choose the voting process separately for each of the folios/demat account.
- In case shareholders/ members have any queries regarding e-voting, they may refer the **Frequently Asked Questions (‘FAQs’)** and **InstaVote e-Voting manual** available at <https://instavote.linkintime.co.in>, under **Help** section or send an email to [enotices@linkintime.co.in](mailto:enotices@linkintime.co.in) or contact on: - Tel: 022 –4918 6000.

**Process and manner for attending the Annual General Meeting through InstaMeet:**

Shareholders/Members are entitled to attend and participate in the Annual General Meeting through VC/OAVM Facility being provided by Link Intime by following the below mentioned process:

1. Facility for joining the Annual General Meeting through VC/OAVM shall open 15 minutes before the time scheduled for the Annual General Meeting and shall be kept open till the expiry of 15 minutes after the schedule time on first come first basis.
2. Shareholders/Members with >2% shareholding, Promoters, Institutional Investors, Directors, KMPs, Chairpersons of Audit Committee, Nomination and Remuneration Committee, Stakeholders Relationship Committee and Auditors etc. may be allowed to the meeting without restrictions of first come first basis. Members may note that upto 1,000 members will be able to join on a first come first served basis to the AGM.
3. Shareholders/ Members will be provided with InstaMeet facility wherein Shareholders/ Members shall register their details and attend the Annual General Meeting as under:

1. Open the internet browser and launch the URL: <https://instameet.linkintime.co.in>

Select the “**Company**” and ‘**Event Date**’ and register with your following details: -

**A. Demat Account No. or Folio No:** Enter your 16 digit Demat Account No. or Folio No

- Shareholders/ members holding shares in **CDSL demat account shall provide 16 Digit Beneficiary ID**
- Shareholders/ members holding shares in **NSDL demat account shall provide 8 Character DP ID followed by 8 Digit Client ID**
- Shareholders/ members holding shares in **physical form shall provide** Folio Number registered with the Company

**B. PAN:** Enter your 10-digit Permanent Account Number (PAN) (Members who have not updated their PAN with the Depository Participant (DP)/ Company shall use the sequence number provided to you, if applicable.

**C. Mobile No.:** Enter your mobile number.

**D. Email ID:** Enter your email id, as recorded with your DP/Company.

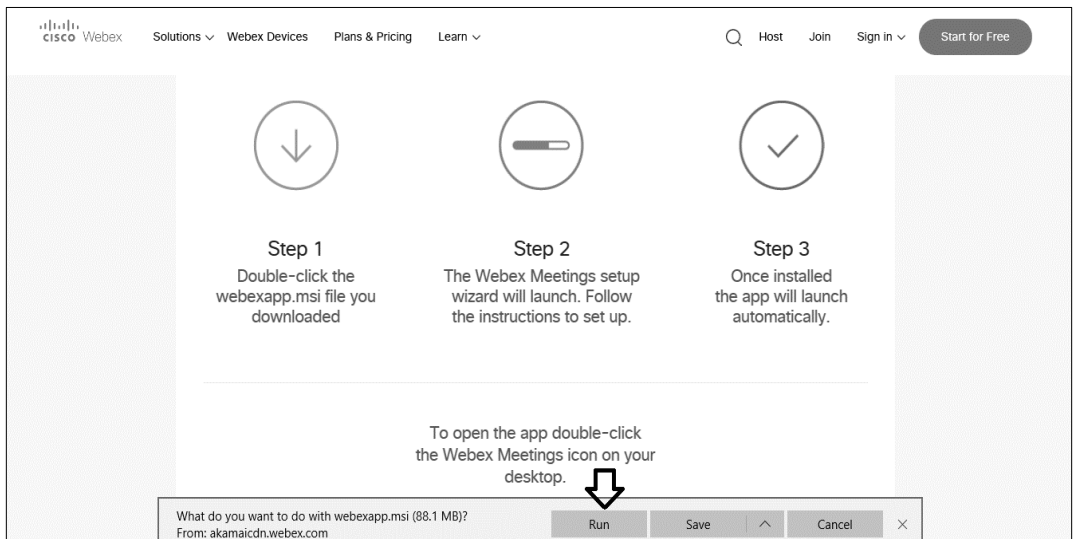
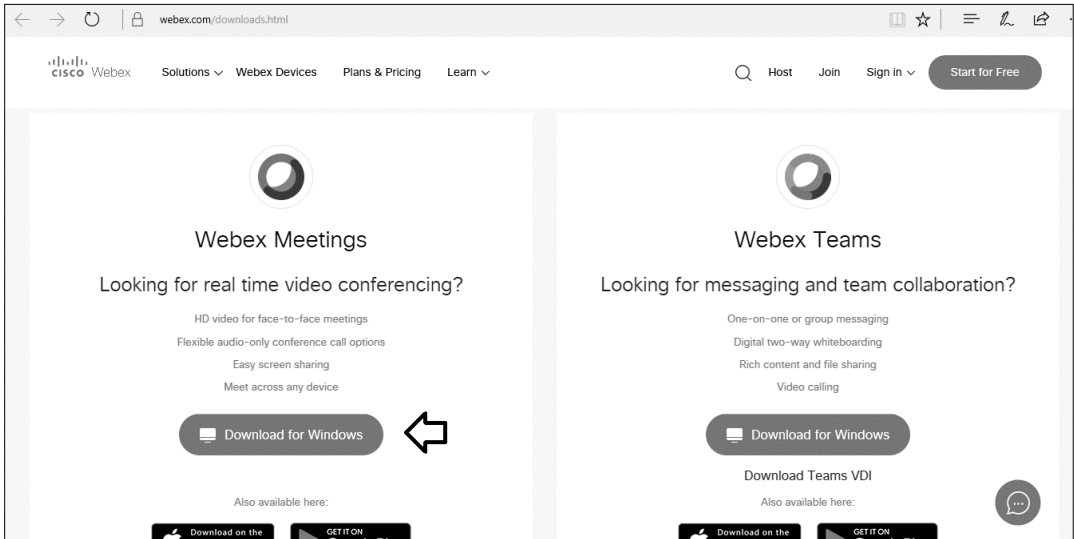
Click “Go to Meeting” (You are now registered for InstaMeet and your attendance is marked for the meeting).

*Please refer below instructions for the software requirements and kindly ensure to install the same on the device which would be used to attend the meeting. Please read the instructions carefully and participate in the meeting. You may also call upon the InstaMeet Support Desk for any support on the dedicated number provided to you hereunder/ InstaMEET website.*

**Guidelines to attend the AGM proceedings of the Company at InstaMEET of Link Intime India Pvt. Ltd.**

For a smooth experience of viewing the AGM Proceedings at InstaMEET, shareholders/ members who are registered as speakers for the event are requested to download and install the Webex application in advance by following the instructions as under:

Please download and install the Webex application by clicking on the link <https://www.webex.com/downloads.html/>



Step 1  
Double-click the webexapp.msi file downloaded

Step 3  
Once installed app will launch automatically.

To open the app double-click the Webex Meetings icon on your

Step 1  
Double-click the webexapp.msi file downloaded

Step 3  
Once installed app will launch automatically.

Step 1  
Double-click the webexapp.msi file downloaded

Step 3  
Once installed app will launch automatically.

or

- a) If you do not want to download and install the Webex application, you may join the meeting by following the process mentioned as under:

Step 1: Enter your First Name, Last Name and Email ID and click on Join Now.

1 (A) : If you have already installed the Webex application on your device, join the meeting by clicking on Join Now

Click on Run a temporary application, an exe file will be downloaded. Click on this exe file to run the application and join the meeting by clicking on Join Now

1 (B) : If Webex application is not installed, a new page will appear giving you an option to either Add Webex to chrome or Run a temporary application.

The screenshot displays the Cisco Webex event registration interface. On the left, under 'Event Information:', there are fields for 'Event status:', 'Date and time:', 'Duration:', and 'Description:'. Below these is a link to the 'Terms of Service and Privacy Statement'. On the right, there is a 'Join Event Now' button. Below the button, a message reads: 'You cannot join the event now because it has not started.' Underneath this message are four input fields: 'First name:', 'Last name:', 'Email address:', and 'Event password:'. A large arrow points from the text 'Mention your First name, Last name and email address' to the first three input fields. At the bottom right, there is a 'Join Now' button with another arrow pointing to it, and a link for 'Join by browser NEW!'. At the very bottom, it says 'If you are the host, start your event.'

### **Instructions for Shareholders to Speak during the Annual General Meeting through InstaMeet:**

1. Shareholders who would like to speak during the meeting must register their request 5 days in advance with the Company on the Email Id. [investorcare@jindalstainless.com](mailto:investorcare@jindalstainless.com).
2. Shareholders will get confirmation on first cum first basis depending upon the provision made by the Company.
3. Shareholders will receive “speaking serial number” once they mark attendance for the meeting.
4. Other shareholder may ask questions to the panellist, via active chat-board during the meeting.
5. Please remember speaking serial number and start your conversation with panellist by switching on video mode and audio of your device.

Shareholders are requested to speak only when moderator of the meeting/ management will announce the name and serial number for speaking.

### **Instructions for Shareholders/ Members to Vote during the Annual General Meeting through InstaMeet:**

Once the electronic voting is activated by the scrutinizer/ moderator during the meeting, shareholders/ members who have not exercised their vote through the remote e-voting can cast the vote as under:

1. On the Shareholders VC page, click on the link for e-Voting “Cast your vote”
2. Enter your 16 digit Demat Account No. / Folio No. and OTP (received on the registered mobile number/ registered email Id) received during registration for InstaMEET and click on 'Submit'.
3. After successful login, you will see “Resolution Description” and against the same the option “Favour/ Against” for voting.
4. Cast your vote by selecting appropriate option i.e. “Favour/Against” as desired. Enter the number of shares (which represents no. of votes) as on the cut-off date under ‘Favour/Against’.
5. After selecting the appropriate option i.e. Favour/Against as desired and you have decided to vote, click on “Save”. A confirmation box will be displayed. If you wish to confirm your vote, click on “Confirm”, else to change your vote, click on “Back” and accordingly modify your vote.
6. Once you confirm your vote on the resolution, you will not be allowed to modify or change your vote subsequently.

Note: Shareholders/ Members, who will be present in the Annual General Meeting through InstaMeet facility and have not casted their vote on the Resolutions through remote e-Voting and are otherwise not barred from doing so, shall be eligible to vote through e-Voting facility during the meeting. Shareholders/ Members who have voted through Remote e-Voting prior to the Annual General Meeting will be eligible to attend/ participate in the Annual General Meeting through InstaMeet. However, they will not be eligible to vote again during the meeting.

Shareholders/ Members are encouraged to join the Meeting through Tablets/ Laptops connected through broadband for better experience.

Shareholders/ Members are required to use Internet with a good speed (preferably 2 MBPS download stream) to avoid any disturbance during the meeting.

Please note that Shareholders/ Members connecting from Mobile Devices or Tablets or through Laptops connecting via Mobile Hotspot may experience Audio/Visual loss due to fluctuation in their network. It is therefore recommended to use stable Wi-Fi or LAN connection to mitigate any kind of aforesaid glitches.

In case shareholders/ members have any queries regarding login/ e-voting, they may send an email to [instameet@linkintime.co.in](mailto:instameet@linkintime.co.in) or contact on: - Tel: 022-49186175.



## FOR ATTENTION OF SHAREHOLDERS

1. Those Members, who hold shares in physical form or who have not registered their email address with the Company and who wish to participate in the 40<sup>th</sup> AGM or cast their vote through remote e-Voting or through the e-Voting system during the meeting, may obtain the login ID and password by sending scanned copy of (i) a signed request letter mentioning the name, folio number and complete address; and (ii) self attested scanned copy of the PAN Card and any document (such as Driving Licence, Bank Statement, Election Card, Passport, Aadhar Card) in support of the address of the Member as registered with the Company; to the email address of the Company [investorcare@jindalstainless.com](mailto:investorcare@jindalstainless.com).

In case shares are held in demat mode, Members may obtain the login ID and password by sending scanned copy of (i) a signed request letter mentioning their name, DP ID-Client ID (16 digit DP ID + Client ID or 16 digit beneficiary ID); (ii) self attested scanned copy of client master or Consolidated Demat Account statement; and (iii) self attested scanned copy of the PAN Card, to the email address of the Company [investorcare@jindalstainless.com](mailto:investorcare@jindalstainless.com)

2. Members are requested to immediately notify to the Registrar any change in their address, in respect of equity shares held in physical mode and to their depository participants (DPs) in respect of equity shares held in dematerialised form.
3. As per provisions of the Companies Act, 2013 read with relevant Rules thereof, facility for making nominations is available to individuals holding shares in the Company. Members holding shares in physical form may obtain Nomination Form No. SH-13 from the Company's RTA. Members holding shares in electronic form are required to approach their DPs for the nomination.
4. The Company's equity shares are compulsorily traded in dematerialised form by all investors Shareholders are requested to get the shares dematerialised in their own interest.
5. **The Company has created an Email Id. 'investorcare@jindalstainless.com', which is being used exclusively for the purpose of redressing the complaints of the investors.**
6. Members should quote their Folio No. / DP Id-Client Id, email addresses, telephone / fax numbers to get a prompt reply to their communications.
7. The annual accounts and other related documents of the subsidiaries are available at the website of the Company and will be made available to any member of the Company who may be interested in obtaining the same. The consolidated financial statements of the Company include the financial results of all the subsidiary companies. The annual accounts of the subsidiary companies would be open and accessible for inspection by shareholder / investor at registered office of the Company and registered office of the subsidiary companies on any working day except holidays.
8. The Scrutinizer shall after the conclusion of e-Voting at the 40<sup>th</sup> AGM, first download the votes cast at the AGM and thereafter unblock the votes cast through remote e-Voting and shall make a consolidated scrutinizer's report of the total votes cast in favour or against, invalid votes, if any, and whether the resolution has been carried or not, and such Report shall then be sent to the Chairman or a person authorized by him, within 48 (forty eight)

hours from the conclusion of the 40<sup>th</sup> AGM, who shall then countersign and declare the result of the voting forthwith.

9. Members who wish to inspect the Register of Directors and Key Managerial Personnel and their shareholding maintained under section 170 of Companies Act, 2013 and Register of Contracts or arrangements in which directors are interested maintained under section 189 of the Companies Act, 2013 and Relevant documents referred to in this Notice of AGM and explanatory statement on the date of AGM in electronic mode can send an email to [investorcare@jindalstainless.com](mailto:investorcare@jindalstainless.com).

#### **10. Mandatory updating of PAN and Bank details against your physical holding**

The Securities and Exchange Board of India (SEBI) vide its circular SEBI/HO/DOP1/CIR/P/2018/73 dated 20<sup>th</sup> April, 2018, mandated that the companies through their Registrar and Transfer Agents (“RTA”) should take special efforts for collecting copies of PAN and bank account details for the security of the holders holding securities in physical form. Those security holders whose folio(s) do not have complete details relating to their PAN and Bank Account, or where there is any change in the bank account details provided earlier, have to compulsorily furnish the details to RTA/ Company for registration /updating.

You are therefore requested to submit the following to update the records:

- KYC Format duly filled in and signed by all the shareholders.
- Self-attested copy of Pan Card of all the shareholders.
- Cancelled Cheque leaf with name (if name is not printed, self-attested copy of the pass book showing the name of the account holder) of the first holder.
- Address proof (self-attested Aadhar-card) of the first holder.
- Any change in the name of the holders.

*Note: You are requested to Ignore this communication if you have already updated you details with RTA / Company.*

## ADDITIONAL INFORMATION

Information as required in terms of Regulation 36(3) of the SEBI (Listing Obligations and Disclosure Requirements) Regulations, 2015 and Secretarial Standard - 2 issued by the Institute of Company Secretaries of India for Item Nos. 2, 5 & 6:

**Brief Profile of directors appointed / re-appointed and the director, who retire by rotation and eligible for re-appointment:**

<b>Name of Director</b>	Mr. Tarun Kumar Khulbe
<b>DIN</b>	07302532
<b>Brief Resume</b>	<p>Mr. Tarun Kumar Khulbe was appointed the Whole Time Director of Jindal Stainless Limited (JSL) w.e.f. 15<sup>th</sup> May, 2018. With a formidable industry experience of more than 34 years, Mr. Khulbe has played an instrumental in steering JSL towards sustained operational excellence.</p> <p>Mr. Khulbe started his career with the then Raymond Steel, which later merged into Thyssen Krupps, Germany. There, he garnered rich and varied industrial experience spanning across India and Germany. In October 2004, Mr Khulbe joined Jindal Stainless as an Additional General Manager for the Cold Rolling Mills. Through a demonstrated ability to lead high-performing teams, he was selected to head the entire stainless steel operations at JSL in August 2012. Three years later, he assumed the role of Director and Chief Operating Officer for JSL.</p> <p>Mr. Khulbe combines hands-on knowledge and experience of people, plant, project and business units' management, which makes him a unique blend of a technocrat and a leader. He is an Engineering Graduate from MITS, Gwalior and MBA from Jamunlal Bajaj Institute of Management Studies, Mumbai.</p>
<b>Date of Birth (Age in years)</b>	July 4, 1965 (55 years)
<b>Qualification</b>	Engineering graduate from MITS, Gwalior and MBA from JBIMS, Mumbai
<b>Experience and expertise in specific functional area</b>	Operations
<b>Terms and conditions of appointment</b>	In terms of Section 152(6) of the Companies Act, 2013, Mr. Tarun Kumar Khulbe who was appointed as a Whole-time Director at the Annual General Meeting held on 27 <sup>th</sup> September, 2018, is liable to retire by rotation at 40 <sup>th</sup> AGM of the Company.
<b>Details of remuneration and remuneration last drawn</b>	During financial year 2019-20, remuneration of Rs. 1.60 Crore was paid to Mr. Tarun Kumar Khulbe.
<b>Date on which first appointed on the Board</b>	15 <sup>th</sup> May, 2018
<b>Details of shareholding in the Company (As on 31<sup>st</sup> March, 2020)</b>	47,076 equity shares of Rs. 2/- each.
<b>Relationship with other Directors/Key Managerial Personnel ("KMP") (if any)</b>	Mr. Tarun Kumar Khulbe is not related to any other Director or KMP of the Company.
<b>Number of Board Meetings attended during the year 2019-20</b>	4
<b>Details of Directorships / Committee Chairmanship</b>	<b>Directorship</b> <ul style="list-style-type: none"> <li>• Jindal Stainless Steelway Limited</li> </ul>

<b>and Memberships in other public limited companies (As on 31<sup>st</sup> March, 2020)</b>	<ul style="list-style-type: none"> <li>Jindal Stainless Park Limited</li> </ul> <p><b>Committee membership</b></p> <ul style="list-style-type: none"> <li>Nil</li> </ul>
--	--

<b>Name of Director</b>	Ms. Bhaswati Mukherjee	Mrs. Arti Luniya
<b>DIN</b>	07173244	05341955
<b>Brief Resume</b>	<p>Ms Bhaswati Mukherjee, a Retired Diplomat, is a post graduate from University of Delhi and has completed her Degree (Superior) in French History and Civilization, Sorbonne University, Paris, France.</p> <p>Ms. Mukherjee has versatile experience of more than 40 years and has expertise in Human Rights, Disarmament and Arms Control Issues, World Heritage, Culture and Cultural Diversity, Gender Issues, India's relations with European Union, EU Expansion and Euro zone Crisis, Refugee Rights, Management and Administrative Reform and on Corporate Governance. She has successfully completed FICCI course on 'Woman and Corporate Governance' in 2016. Ms Bhaswati Mukherjee is also the author of:</p> <p>(i) India and EU: an insider view; and (ii) Bengal and it's Partition: the untold story</p> <p>Besides various assignments starting from the year 1976, she has been Ambassador of India to the Netherlands from July 2010 to July 2013.</p>	<p>Mrs. Luniya, holds 39 years of steel industry expertise, having worked in Steel Authority of India Ltd. ("SAIL") – a US\$ 8 billion turnover Indian steel company. Besides invaluable experience in sales and marketing of steel, she was responsible for Risk Management and coal procurement function in SAIL, giving her rare insight into the entire supply chain. Being an effective strategist, coupled with her experience of leading strong execution teams, makes her well-equipped for an oversight role. Additionally, she was also an Advisor to Evidence for Policy Design (EPoD) at HARVARD Kennedy School of Public Policy. Mrs. Luniya is Master of Arts (International Relations) from Jawaharlal Nehru University, Delhi.</p>
<b>Date of Birth (Age in years)</b>	14 <sup>th</sup> June, 1953 (67 Years)	7 <sup>th</sup> February, 1956 (64 years)
<b>Qualification</b>	Post graduate from University of Delhi and holds Degree (Superior) in French History and Civilization, Sorbonne University, Paris, France.	Master of Arts (International Relations)
<b>Experience and expertise in specific functional area</b>	Corporate Governance, administrative reforms	Expertise in Steel industry
<b>Terms and conditions of appointment</b>	Please refer to the resolution at Item No. 5 for details.	Please refer to the resolution at Item No. 6 for details.
<b>Details of remuneration and remuneration last drawn</b>	Sitting Fees of Rs. 4.90 Lacs was paid for attending Board/Committee	Sitting Fees of Rs. 1 Lac was paid for attending Board meeting held during FY

	meetings held during FY 2019-20	2019-20
<b>Date on which first appointed on the Board</b>	15 <sup>th</sup> July, 2017	26 <sup>th</sup> November, 2019
<b>Details of shareholding in the Company</b>	NIL	NIL
<b>Relationship with other Directors/Key Managerial Personnel (“KMP”) (if any)</b>	She is not related to any other Director or KMP of the Company	She is not related to any other Director or KMP of the Company
<b>Number of Board Meetings attended during the year 2019-20</b>	4	1
<b>Details of Directorships / Committee Chairmanship and Memberships in other public limited companies (As on 31<sup>st</sup> March, 2020)</b>	<b>Directorship</b> <ul style="list-style-type: none"> <li>• JK Lakshmi Cement Limited</li> <li>• Udaipur Cement Works Limited</li> </ul> <b>Committee membership</b> <ul style="list-style-type: none"> <li>• Member of CSR Committee of JK Lakshmi Cement Limited</li> </ul>	<b>Directorship</b> <ul style="list-style-type: none"> <li>• Jindal Stainless (Hisar) Limited</li> </ul> <b>Committee membership</b> <ul style="list-style-type: none"> <li>• Member of Audit Committee and Risk Management Committee of Jindal Stainless (Hisar) Limited</li> </ul>

## DIRECTOR'S REPORT

TO

THE MEMBERS,

Your Directors have pleasure in presenting the 40<sup>th</sup> Annual Report on the business and operations of your Company together with the Audited Statement of Accounts for the financial year ended 31<sup>st</sup> March, 2020.

### FINANCIAL RESULTS

Your Company's performance for the financial year ended 31<sup>st</sup> March, 2020 is summarized below:

(Rs. in Crore)

Sl. No.	Particulars	For the financial year ended (Standalone)		For the financial year ended (Consolidated)	
		31.03.2020	31.03.2019	31.03.2020	31.03.2019
I	Revenue from operations	12,320.11	12,585.01	12,950.87	13,557.33
II	Other income	36.98	27.58	39.89	32.61
III	Total income	12,357.09	12,612.59	12,990.76	13,589.94
IV	Total expenses	12,121.04	12,398.24	12,822.08	13,381.13
V	EBITDA	1,174.82	1,135.94	1,139.48	1,164.57
VI	Profit before exceptional items, tax and share of net profit of investments accounted for using equity method	236.05	214.35	168.68	208.81
VII	Share of profits from associates	-	-	(7.86)	12.23
VIII	Profit before exceptional items and tax	236.05	214.35	160.82	221.04
IX	Exceptional items	8.31	6.31	4.44	0.67
X	Profit after exceptional items but before tax	244.36	220.66	165.26	221.71
XI	Tax expense	91.48	81.62	92.64	76.60
XII	Profit for the year	152.88	139.04	72.62	145.11
XIII	Total other comprehensive income	(1.01)	(0.40)	7.34	(2.44)
XIV	Total comprehensive income for the year (comprising profit and other comprehensive income for the year)	151.87	138.64	79.96	142.67

### FINANCIAL HIGHLIGHTS

During the year, revenue from the operations of your Company on standalone basis stood at Rs. 12,320.11 Crore as compared to Rs. 12,585.01 Crore during the previous financial year 2018-19. An uptick of 3% was recorded in Company's Profit before other income, Finance Cost, Depreciation, Exceptional Items, Tax & Amortization (EBITDA) during the financial year ended 31<sup>st</sup> March, 2020. EBITDA during the financial year 2019-20, on standalone basis stood at Rs. 1,174.82 Crore as compared to Rs. 1,135.94 Crore during previous year. Despite of slowdown in GDP growth and pressure exerted from imports of stainless steel from ASEAN and FTA Countries, the Net profit of the Company on standalone basis registered a growth of 10% and stood at Rs. 152.88 Crore as compared to net profit of Rs. 139.04 Crore during the previous financial year 2018-19.

Further, during the year, the consolidated revenue from operations of the Company stood at Rs. 12,950.87 Crore as compared to Rs. 13,557.33 Crore during the previous financial year 2018-19. Consolidated EBITDA stood at Rs. 1,139.48 Crore as compared to Rs. 1,164.57 Crore during previous year. The Net profit on consolidated basis stood at Rs. 72.62 Crore.

## **OPERATIONS**

Your Company has been able to improve its performance significantly during the year 2019-20. During the period under review, Steel Melting Shop produced 9,73,995 MT.

The production at Ferro Alloys during the year was 2,27,727 MT against 2,24,611 MT during the previous year 2018-19. The Captive Power Plants (2 X 125 MW) generated 1,862 Million Units (gross) of power during the period under review as compared to 1,821 Million Units in the year 2018-19.

## **CREDIT RATING(S)**

During the period under review, the credit rating(s) were reaffirmed by the rating agencies for the long term / short term borrowings of the Company, as under:

- CARE credit rating: "CARE BBB- (Outlook: Stable)/A3"
- Fitch's India Ratings & Research rating: "IND BBB/A3+ (Outlook: Stable)"

## **EXIT FROM CORPORATE DEBT RESTRUCTURING (CDR) FRAMEWORK**

Based on the superior financial performance of the Company, State Bank of India, acting in the capacity as the monitoring institution on behalf of the CDR lenders, vide its letter dated 4th March, 2020, confirmed that the Company has successfully exited CDR framework, with effect from 31st March, 2019. The CDR exit marks a significant step forward for the Company underlying improvement in its liquidity profile and profitability. This exit will pave the way for a new phase of growth and a whole new era of success.

## **DIVIDEND & TRANSFER TO RESERVES**

In terms of the Dividend Distribution Policy of the Company and as per SEBI (Listing Obligations and Disclosure Requirements) Regulations, 2015 ("SEBI LODR"), equity shareholders of the Company may expect dividend if the Company is having surplus funds and after taking into consideration the relevant internal and external factors as mentioned in the said Policy. Accordingly, considering the cash position, fund requirements for growth of business of your Company and agreement with the Lenders, the Board of Directors has not recommended any dividend for the financial year ended 31<sup>st</sup> March, 2020. Further, no amount is proposed to be transferred to the reserves of your Company. The Dividend Distribution Policy is available on Company's website at the following link:

[http://www.jslstainless.com/pdf/JSL-Dividend-Distribution-Policy\\_482018\\_R.pdf](http://www.jslstainless.com/pdf/JSL-Dividend-Distribution-Policy_482018_R.pdf).

## **SHARE CAPITAL**

As on 31<sup>st</sup> March, 2020, the paid up share capital of your Company was Rs. 97,44,69,200/- divided into 48,72,34,600 equity shares of face value Rs. 2/- each.

During the year under review, the Company has allotted 80,12,940 equity shares of face value of Rs. 2/- each on preferential basis to JSL Limited, a promoter group company and redeemed 14,28,30,637 Optionally Convertible Redeemable Preference Shares ("OCRPS") having face value of Rs. 2/- each, earlier issued to the lenders of the Company at a price of Rs. 39.10 per OCRPS. Accordingly, the preferential share capital as at the financial year ended 31<sup>st</sup> March, 2020 is Nil.

## **MANAGEMENT DISCUSSION AND ANALYSIS REPORT**

Management Discussion and Analysis Report as required under the SEBI LODR forms part of this Director's Report.

### **NON CONVERTIBLE DEBENTURES**

During the year under review, the Company has issued and allotted on private placement basis, 4,000 senior, unlisted, secured, redeemable, rated and non-convertible debentures having nominal value of Rs. 10,00,000/- each, aggregating to Rs. 400,00,00,000/- (Rupees Four Hundred Crore only) to Kotak Special Situations Fund, registered with SEBI as Alternative Investment Fund. The funds raised through issue of aforesaid debentures assisted the Company in redemption of the OCRPS.

### **TRANSFER TO INVESTOR EDUCATION AND PROTECTION FUND**

During the year under review, your Company has transferred unclaimed and unpaid amounts of fixed deposits aggregating to Rs. 1,82,019/- to Investor Education and Protection Fund. During the financial year 2019-20, there was no unclaimed dividend which was required to be transferred to Investor Education and Protection Fund of Government of India.

### **INFORMATION TECHNOLOGY**

Your Company has been an industry leader in embarking up on a digital transformation journey by implementing cutting-edge technology solutions in the manufacturing industry. Information Technology has been instrumental in enabling smoother, faster, and transparent processes across multiple divisions of Company's major operations and activities.

Under the gamut of our upgraded and newly introduced SAP initiatives, the Company has successfully implemented integration of barcode devices with SAP for bay-wise tracking of vehicles inside plant resulting in reduced turnaround time, implementation of paperless material receiving (GRN) process for high-value consumables, railway rake container management system to avoid detention charges, and mapping sales and accidental return process in SAP.

A plethora of other digital initiatives in the plant are changing the way we conduct our business. The Company has adopted industry-specific e-commerce best practices by on-boarding Hybris Commerce, starting with the roll-out of the e-Auction platform. The customers of the Company can now access a Customer 360° view, which gives them relevant information in the form of reports and dashboards covering every aspect of the customer's interaction with us. Moreover, vehicle tracking data is now one click away. Online order placement for our high-selling-SKUs and online payments have also been rolled-out. Company's presales product, C4C, has been tightly integrated with Hybris Commerce to provide expeditious service and an Assisted Service Module has been activated to aid the Customer Support Team in efficiently addressing the queries of the customers.

Your Company has also successfully explored other technologies to provide solutions like the Kaizen portal, which have improved the management and tracking of quality circle projects across the plant. Apart from this, digitization of Captive Power Plant (CPP) management communication has increased power consumption visibility in the Company. An online project tracker portal, Pariyojna, has been made to capture progress of different projects in the plant under different categories (Cost/Quality/Productivity/EHS).



As we deep dive into the sea of technology, we find that the power of IT is beyond imagination. The Company is taking concrete steps to harness this potential. The sheer perseverance and unwavering dedication of the Company's IT team are the bedrock of this exceptional performance on our digital transformation journey.

## **CONSOLIDATED FINANCIAL STATEMENTS**

In accordance with the Companies Act, 2013 (**"the Act"**), SEBI LODR and Ind-AS 110 on Consolidated Financial Statements read with Ind-AS-28 on investments in Associates and Ind-AS-31 on interests in Joint Ventures, the Audited Consolidated Financial Statements for the financial year ended 31<sup>st</sup> March, 2020 are provided in the Annual Report.

## **SUBSIDIARY AND ASSOCIATE COMPANIES**

As on the date of this Report, your Company has 5 direct subsidiaries, namely (i) Jindal Stainless FZE, Dubai; (ii) PT Jindal Stainless Indonesia; (iii) JSL Group Holdings Pte. Ltd., Singapore; (iv) Iberjindal S.L., Spain and (v) Jindal Stainless Park Limited.

Your Company also has three associate companies namely, Jindal United Steel Limited, Jindal Coke Limited and Jindal Stainless Corporate Management Services Pvt. Ltd. Further, your Company is an associate company of Jindal Stainless (Hisar) Limited. In terms of the provisions of Section 136 of the Act, the standalone financial statements of the Company, consolidated financial statements of the Company, along with other relevant documents and separate audited accounts of the subsidiaries, are available on the website of the Company, at the link:

<http://www.jslstainless.com/financialstatements.html>

The members, if they desire, may write to the Secretarial Department of the Company at O.P. Jindal Marg, Hisar – 125005 (Haryana) to obtain the copy of the financial statements of the subsidiary companies. A statement containing the salient features of the financial statement of the subsidiaries and associate companies in the prescribed Form AOC-1 is attached along with financial statements. The statement also provides the details of performance and financial position of each of the subsidiary company. Your Company has framed a policy for determining "Material Subsidiary" in terms of Regulation 16(6) of SEBI LODR, which is available at the website of the Company at the link:

<https://www.jslstainless.com/pdf/Policy%20on%20Material%20Subsidiaries.pdf>

As on 31<sup>st</sup> March, 2020, there were no material subsidiaries of the Company.

## **DIRECTORS AND KEY MANAGERIAL PERSONNEL**

During the year under review, the Board had inducted Mr. Jayaram Easwaran and Mrs. Arti Luniya as an Additional Director (Independent) on the Board of w.e.f. 5<sup>th</sup> August, 2019 and 26<sup>th</sup> November, 2019, respectively. The shareholders approved the appointment of Mr. Easwaran at the Annual General Meeting (**"AGM"**) of the Company held on 4<sup>th</sup> September, 2019. Proposal for confirmation of appointment of Mrs. Arti Luniya will be placed before the shareholders at the ensuing AGM of the Company. In accordance with the provisions of the Act, Mr. Tarun Kumar Khulbe, is liable to retire by rotation at the ensuing AGM and being eligible, offers himself for re-appointment.

Ms. Bhaswati Mukherjee was appointed as an Independent Director of the Company with effect from 15<sup>th</sup> July, 2017, for a term of three years. Pursuant to the recommendation of the Nomination and Remuneration Committee, the Board at its Meeting held on 6<sup>th</sup> June, 2020 has approved the re-appointment of Ms. Bhaswati Mukherjee for a further term of three years from 15<sup>th</sup> July, 2020, subject to the approval of shareholders through special resolution.

Brief resumes of the abovementioned Directors being appointed / re-appointed, nature of their expertise in specific functional areas, details of Directorship in other companies, membership / chairmanship of committees of the board and other details, as stipulated under Regulation 36(3) of SEBI LODR and Secretarial Standard - 2 issued by The Institute of Company Secretaries of India, are given in the Notice forming part of the Annual Report.

Mr. T.S. Bhattacharya ceased to be Independent Director of the Company w.e.f. 22<sup>nd</sup> September, 2019, on completion of his second term as Independent Director. Further, due to personal reasons, Dr. Rajeev Uberoi resigned from the position of Independent Director of the Company w.e.f. 2<sup>nd</sup> July 2019.

All the Independent Directors have given declaration to the Company that they meet the criteria of independence as provided in Section 149(6) of the Act, and Regulation 16 of SEBI LODR. The Independent Directors have also confirmed that they have complied with the Company's Code of Conduct for Board Members and Senior Management. Further, all the Directors have also confirmed that they are not debarred to act as a Director by virtue of any SEBI order.

Your Company has also devised a Policy on Familiarization Programme for Independent Directors which aims to familiarize the Independent Directors with your Company, nature of the industry in which your Company operates, business operations of your Company etc. The said Policy may be accessed on your Company's website at the link:

<https://www.jslstainless.com/pdf/DETAILS-OF-FAMILIARIZATION-PROGRAMMES-IMPARTED-TO-INDEPENDENT-DIRECTORS-JSL.pdf>

## **BOARD EVALUATION**

An annual performance evaluation of all Directors, the Committees of the Board and the Board as a whole was carried out during the year. For the purpose of carrying out performance evaluation, assessment questionnaires were circulated to all Directors and their feedback was obtained and recorded.

## **FIXED DEPOSITS**

Your Company had stopped accepting / renewing deposits from 1<sup>st</sup> April, 2014. In compliance of the CLB Order, your Company has repaid the entire outstanding deposits on 30<sup>th</sup> June, 2016. As on 31<sup>st</sup> March, 2020, your Company had total outstanding unclaimed matured deposits of Rs. 19,99,345/-.

The details relating to deposits, covered under Chapter V of the Act are provided hereunder:

1. Accepted during the year: Nil
2. Remained unpaid or unclaimed as at the end of the year due to pending clearance of cheques including interest: Rs. 19,99,345/- (unclaimed matured)
3. Whether there has been any default in repayment of deposits or payment of interest thereon during the year and if so, number of such cases and the total amount involved: - no default has been made and hence these details are not applicable.
  1. at the beginning of the year: Not Applicable
  2. maximum during the year: Not Applicable
  3. at the end of the year: Not Applicable
4. The details of deposits, not in compliance with the requirements of Chapter V of the Act: Nil

## **PARTICULARS REGARDING THE CONSERVATION OF ENERGY, TECHNOLOGY ABSORPTION, FOREIGN EXCHANGE EARNINGS AND OUTGO**

The information on conservation of energy, technology absorption and foreign exchange earnings and outgo stipulated under Section 134(3)(m) of the Act read with Rule 8 of the Companies (Accounts) Rules, 2014, is annexed herewith as **Annexure - I** to this Report.

## **PARTICULARS OF EMPLOYEES**

Disclosures pertaining to remuneration and other details as required under Section 197(12) of the Act read with Rule 5(1) of the Companies (Appointment and Remuneration of Managerial Personnel) Rules, 2014 are provided in the prescribed format and annexed herewith as **Annexure - II** to this Report.

The statement containing particulars of employees as required under Section 197(12) of the Act read with Rule 5(2) & (3) of the Companies (Appointment and Remuneration of Managerial Personnel) Rules, 2014, is provided in a separate annexure forming part of this Report. Having regard to the provisions of the second proviso to Section 136(1) of the Act, the Annual Report excluding the aforesaid information is being sent to the members of the Company. The said information is available for inspection at the Registered Office of the Company during working hours and any member interested in obtaining such information may write to the Secretarial Department of the Company and the same will be furnished on request.

## **STATUTORY AUDITORS AND AUDITORS' REPORT**

Walker Chandiook & Co. LLP, Chartered Accountants, Statutory Auditors of the Company, were appointed by the Shareholders at the 37th AGM of the Company held on 26th September, 2017, for a period of five consecutive years until the conclusion of the 42nd AGM of the Company. The ratification of their appointment, pursuant to Section 139 of the Act, is not required, in terms of Notification No. S.O. 1833(E) dated 7th May, 2018, issued by the Ministry of Corporate Affairs and accordingly, the item will not be included in the Notice of the ensuing AGM of the Company. The Statutory Auditors have confirmed that they are not disqualified from continuing as Auditors of the Company.

The Notes to financial statements referred to in the Auditors' Report are self-explanatory and do not call for any further comments. The Auditors' Report do not contain any qualification, reservation or adverse remark. During the year under review, the Statutory Auditors have not reported any incident related to fraud to the Audit Committee or the Board under Section 143(12) of the Act.

## **COST AUDITORS**

In accordance with the provisions of Section 148 of the Act, read with the Companies (Cost Records and Audit) Rules, 2014, your Company is required to get its cost accounting records audited by a Cost Auditor. The Board has appointed M/s. Ramanath Iyer & Co., Cost Accountants, for this purpose for financial year 2020-21.

The remuneration payable to the Cost Auditors for the financial year 2020-21 shall be placed for ratification by members at the ensuing AGM in terms of Section 148 of the Act read with Rule 14 of the Companies (Audit and Auditors) Rules, 2014.

## SECRETARIAL AUDITORS

The Board had appointed M/s. Vinod Kothari & Company, Practicing Company Secretaries, to conduct Secretarial Audit for the financial year 2019-20. In terms of Regulation 24A of SEBI LODR, the Secretarial Audit Report for the financial year ended 31<sup>st</sup> March, 2020 is annexed herewith as **Annexure – III** to this Report. The Secretarial Audit Report does not contain any qualification, reservation or adverse remark. In line with the Circular dated February 08, 2019 issued by the Securities and Exchange Board of India, Annual Secretarial Compliance Report for the year ended 31<sup>st</sup> March, 2020 confirming compliance of all applicable SEBI Regulations, Circulars and Guidelines, by the Company was issued by M/s Vinod Kothari & Co., Practicing Company Secretaries and filed with the Stock Exchanges on 12 June, 2020. The same is available on the website of the Company at [www.jslstainless.com](http://www.jslstainless.com).

## RISK MANAGEMENT

The Board of Directors had constituted a Risk Management Committee which has been entrusted inter alia with the following functions: (a) Framing of Risk Management Plan and Policy; (b) Overseeing implementation / Monitoring of Risk Management Plan and Policy; (c) Identifying emerging risks and reviewing risk mitigation strategies; and (d) Formulating a cyber security plan and overseeing its implementation.

Your Company has laid down procedures to inform Board members about risk assessment and minimization strategy. The Board doesn't foresee any immediate risk which threatens the existence of the Company. The details of Risk Management Committee are mentioned in the Corporate Governance Report.

## INTERNAL FINANCIAL CONTROLS

Your Company has in place adequate internal financial controls with reference to financial statements. During the year under review, such controls were tested and no reportable material weakness in the design or operation was observed.

## AUDIT COMMITTEE

Composition of the Audit Committee of the Board, along with the details of meetings held during the financial year under review and attendance of Committee members at the said meetings, have been provided in the Corporate Governance Report. All the recommendations made by the Audit Committee during the financial year 2019-20 were accepted by the Board.

## CORPORATE SOCIAL RESPONSIBILITY

The Corporate Social Responsibility (“**CSR**”) Committee has formulated and recommended to the Board, a Corporate Social Responsibility Policy (“**CSR Policy**”) indicating the focus areas of Company's CSR activities.

Since there were no profits (calculated in accordance with the provisions of Section 198 of the Act) during last three financial years, therefore the Company is not mandated under Section 135 of the Act, to incur expenditure on CSR for the financial year 2019-20. However being guided by the vision and philosophy of its Founder Late Shri O. P. Jindal, your Company has planned interventions in various fields including education & vocational training, integrated health care, women empowerment, social projects, rural infrastructure development, environment sustainability & sports.

The CSR Policy can be accessed on your Company's website at the link:  
<https://www.jslstainless.com/pdf/JSL%20CSR%20Policy.pdf>

## CSR COMMITTEE

As on 31<sup>st</sup> March, 2020, the CSR Committee comprises of the following members:

Sl. No.	Name	Status	Category
1	Mr. Ratan Jindal	Chairman	Executive, Non Independent Director
2	Ms. Bhaswati Mukherjee <sup>1</sup>	Member	Non-Executive, Independent Director
3	Mr. Tarun Kumar Khulbe	Member	Executive, Non Independent Director

1. Ms. Bhaswati Mukherjee was inducted as a member of the CSR Committee w.e.f. 11<sup>th</sup> November, 2019.

## BUSINESS RESPONSIBILITY REPORT

Your Company is committed to grow the business responsibly with a long term perspective as well as to the nine principles enshrined in the National Voluntary Guidelines (NVGs) on social, environmental and economic responsibilities of business, as notified by the Ministry of Corporate Affairs, Government of India, in July, 2011.

The Business Responsibility Report (“BRR”) of the Company as per the requirements of Regulation 34(2)(f) of the SEBI LODR describing the initiatives taken by the Company from an environmental, social and governance perspective, along with all the related policies can be viewed on the Company's website at [https://www.jslstainless.com/business\\_responsibility\\_report.php](https://www.jslstainless.com/business_responsibility_report.php).

## POLICY ON PREVENTION OF SEXUAL HARASSMENT

Your Company has in place a policy on prevention of sexual harassment at workplace in accordance with the provisions of Prevention, Prohibition and Redressal of Sexual Harassment of Women at Workplace Act, 2013. The policy aims at prevention of harassment of women employees and lays down the guidelines for identification, reporting and prevention of sexual harassment. There is an Internal Complaints Committee which is responsible for redressal of complaints related to sexual harassment and follows the guidelines provided in the policy.

Further, in terms of the provisions of the SEBI LODR, the details in relation to the Sexual Harassment of Women at Workplace (Prevention, Prohibition and Redressal) Act, 2013, for the financial year ended on 31<sup>st</sup> March, 2020 are as under:

- a. Number of complaints pertaining to sexual harassment filed during the financial year: NIL
- b. Number of complaints pertaining to sexual harassment disposed off during the financial year: NIL
- c. Number of complaints pertaining to sexual harassment pending as at the end of the financial year: NIL

## STOCK EXCHANGES WHERE THE SHARES ARE LISTED

National Stock Exchange of India Ltd., (“NSE”)  
Exchange Plaza, 5th Floor, Plot No. C/1,  
G – Block, Bandra-Kurla Complex,  
Bandra (E), Mumbai – 400 051

BSE Ltd. (“BSE”)  
Phiroze Jeejeebhoy Towers,  
Dalal Street,  
Mumbai – 400 001

The Company pays annual listing fee to NSE and BSE. No shares of your Company were delisted during the financial year 2019-20. The Global Depository Shares (“GDS”) are listed on Luxembourg Stock Exchange.

## EXTRACT OF ANNUAL RETURN

The extract of annual return in Form MGT-9 in terms of the provisions of Section 92 (3) of the Act is annexed herewith as **Annexure - IV** to this Report and is also posted on the website of your Company which can be accessed at the link: <https://jislstainless.com/annualreports.html>

## NUMBER OF BOARD MEETINGS

The Board of Directors met 4 (four) times during the financial year ended on 31<sup>st</sup> March, 2020. The details of Board Meetings and the attendance of the Directors are provided in the Corporate Governance Report.

## WHISTLE BLOWER POLICY / VIGIL MECHANISM

Pursuant to the provisions of Section 177(10) of the Act, read with the Companies (Meetings of Board and its Powers) Rules, 2014 and Regulation 22 of the SEBI LODR, your Company has a Vigil Mechanism namely, Whistle Blower Policy for directors, employees and business partners to report genuine concerns about unethical behavior, actual or suspected fraud or violation of your Company's code of conduct or ethics policy and to ensure that whistleblower is protected. The Whistle Blower Policy is posted on the website of your Company and can be accessed at the link:

<http://jislstainless.com/pdf/WB%20Policy.pdf>

## PARTICULARS OF LOANS, GUARANTEES AND INVESTMENTS BY THE COMPANY UNDER SECTION 186 OF THE COMPANIES ACT, 2013

The particulars of loans, guarantees and investments by your Company under Section 186 of the Act are stated in Notes to Accounts, forming part of this Annual Report.

## CONTRACTS OR ARRANGEMENTS WITH RELATED PARTIES

All related party transactions that were entered and executed during the year under review were at arms' length basis. As per the provisions of Section 188 of the Act and Rules made thereunder read with Regulation 23 of SEBI LODR, your Company had obtained approval of the Audit Committee under omnibus approval route and / or under specific agenda item for entering into such transactions.

Particulars of contracts or arrangements entered into by your Company with the related parties referred to in Section 188(1) of the Act, in prescribed form AOC-2, is annexed herewith as **Annexure – V** to this Report.

Your Directors draw attention of the members to notes to the financial statements which inter-alia set out related party disclosures. The Policy on materiality of related parties transactions and dealing with related parties as approved by the Board may be accessed on your Company's website at the link:

<http://www.jislstainless.com/pdf/Policy%20on%20dealing%20with%20Related%20Party%20Transactions.pdf>.

In terms of Regulation 23 of the SEBI LODR, approval of the members for all material related party transactions will be taken at the ensuing AGM. The details pertaining to transaction with person or entity belonging to the promoter/promoter group which holds 10% or more shareholding in the Company is mentioned in the Standalone Financial Statement.

## **CHANGE IN THE NATURE OF BUSINESS, IF ANY**

There has been no change in the nature of Company's business during the financial year ended on 31<sup>st</sup> March, 2020.

## **COVID 19 IMPACT**

Due to the outbreak of Coronavirus Disease 2019 (COVID-19), declared a pandemic by the World Health Organization, the nationwide lockdown was imposed by the Central and State Government(s) to control the spread of the disease. Accordingly the manufacturing facilities of the Company remained closed from 25<sup>th</sup> March, 2020 to 4<sup>th</sup> May, 2020. In compliance with the directives issued by the Government, the Company resumed operations on 5<sup>th</sup> May, 2020 in a phased manner. The Company ensured the health and safety of all involved stakeholders by enforcing all published Government guidelines for social distancing and safety. As per the resumption plan of the Company, operations will be ramped-up gradually aligned with the market outlook.

The aforesaid lockdown has disturbed the economic activity through interruption in manufacturing process, disruption in supply chain, etc. The Company believes that due to strong business fundamentals, this pandemic may not have a significantly adverse impact on the operations and performance of the Company in the long term. Furthermore, the Company has also constituted an internal cross-functional COVID task force that is monitoring the situation on a real time basis for immediate course corrections and stabilising business operations.

## **POLICY ON DIRECTORS' APPOINTMENT AND REMUNERATION AND OTHER DETAILS**

The Nomination and Remuneration Committee (NRC) considers the best remuneration practice in the industry and while fixing the appropriate remuneration package and for administering the long-term incentive plans. Further, the compensation and packages of the Directors, key Managerial Personnel, Senior Management and other employees is designed in terms of remuneration policy framed by the NRC. The remuneration policy of your company can be viewed at the following link:

<http://www.jslstainless.com/pdf/JSL%20Remuneration%20Policy.pdf>

## **MATERIAL CHANGES AND COMMITMENTS, IF ANY, AFFECTING THE FINANCIAL POSITION OF THE COMPANY**

No material changes and commitments affecting financial position of your Company have occurred between the end of the financial year of the Company to which Financial Statements relate and the date of this Report.

## **ANY SIGNIFICANT AND MATERIAL ORDERS PASSED BY THE REGULATORS OR COURTS OR TRIBUNALS IMPACTING THE GOING CONCERN STATUS AND COMPANY'S OPERATIONS IN FUTURE**

During the financial year 2019-20 there was no such significant and material order passed by the regulators / courts / tribunals impacting the going concern status and Company's operations in future.

## **SECRETARIAL STANDARDS**

The Directors state that applicable Secretarial Standards, i.e., SS-1 and SS-2, relating to 'Meetings of the Board of Directors' and 'General Meetings', respectively, have been duly followed by the Company.

## **DIRECTORS' RESPONSIBILITY STATEMENT**

Pursuant to the requirement under Section 134(5) of the Act with respect to directors' responsibility statement, it is hereby confirmed that:

- a) in the preparation of the annual accounts, the applicable accounting standards had been followed along with proper explanation relating to material departures;
- b) the Directors had selected such accounting policies and applied them consistently and made judgments and estimates that are reasonable and prudent so as to give a true and fair view of the state of affairs of the Company as at 31<sup>st</sup> March, 2020 and of the profit of the Company for the year ended on that date;
- c) the Directors had taken proper and sufficient care for the maintenance of adequate accounting records in accordance with the provisions of the Companies Act, 2013 for safeguarding the assets of the Company and for preventing and detecting fraud and other irregularities;
- d) the Directors had prepared the annual accounts on a going concern basis;
- e) the Directors had laid down internal financial controls to be followed by the Company and such internal financial controls are adequate and were operating effectively; and
- f) the Directors had devised proper systems to ensure compliance with the provisions of all applicable laws and that such systems were adequate and operating effectively.

## **CORPORATE GOVERNANCE**

A separate section on Corporate Governance and a certificate from the practicing Company Secretary regarding compliance of conditions of Corporate Governance as stipulated under the SEBI LODR, forms part of the Annual Report.

## **OTHER DISCLOSURES**

Your Directors state that no disclosure or reporting is required in respect of the following items as there were no transactions pertaining to the below items during the period under review:

- a) Issue of equity shares with differential voting rights as to dividend, voting or otherwise.
- b) Issue of shares (including sweat equity shares) to the employees of the Company under any Scheme.
- c) Neither the Managing Director(s) nor the Whole-time Director of the Company receive any remuneration or commission from any of the subsidiary companies save and except as disclosed in the annexure(s) to this Report.

## **ACKNOWLEDGEMENT**

Your Directors would like to express their gratitude for the valuable assistance and co-operation received from shareholders, banks, government authorities, customers and vendors. Your Directors also wish to place on record their appreciation for the committed services of all the employees of the Company.

**For and on behalf of the Board of Directors**

Place: New Delhi  
Date: 6 June, 2020

<b>Abhyuday Jindal</b>	<b>Tarun Kumar Khulbe</b>
<b>Managing Director</b>	<b>Wholetime Director</b>
<b>DIN: 07290474</b>	<b>DIN: 07302532</b>



## ANNEXURE I TO DIRECTORS' REPORT

CONSERVATION OF ENERGY, TECHNOLOGY ABSORPTION AND FOREIGN EXCHANGE EARNINGS AND OUTGO PURSUANT TO PROVISIONS OF SECTION 134 OF THE COMPANIES ACT, 2013 READ WITH THE COMPANIES (ACCOUNTS) RULES, 2014.

### (A) CONSERVATION OF ENERGY

The steps taken for conservation of energy:

#### 1. Captive Power Plant Energy Conservation

##### ➤ **Modification in Mill 1A for reduction in Specific Power Consumption of Mill:**

- Bowl height of Coal Mill was optimized & decreased to 80 mm from 100 mm and Throat gap (Air port Gap) was reduced to 80 mm from 90 mm.
- Air Restriction Gap was reduced to 6 mm from 12 to 18 mm & Classifiers of Mills were adjusted accordingly to maintain the required fineness.
- These modifications resulted in reduction in specific power consumption & increased throughput of the mill.
- Annual Energy Savings of 5,05,560 kWh and financial saving of Rs. 30.33 Lakhs per annum was achieved with an investment of Rs. 2 Lakhs.

##### ➤ **Modification in Mill 2A for reduction in Specific Power Consumption of Mill:**

- Bowl height of Coal Mill was optimized & decreased to 80 mm from 90 mm and Throat gap (Air port Gap) was reduced to 80 mm from 88 mm.
- Classifiers of Mills were adjusted accordingly to maintain the required fineness.
- These modifications resulted in reduction in specific power consumption & increased throughput of the mill.
- Annual Energy Savings of 2,01,960 kWh financial saving of Rs. 12.11 Lakhs per annum was achieved with an investment of Rs. 2 Lakhs.

##### ➤ **Replacements of Conventional Pneumatic Actuators :**

- Retrofitting of Consistent Positioning Modulated Drive (Hart Type Electronic Actuator) done in place of Conventional Pneumatic actuator in ID Fan # 1A ID Fan # 1B.
- Annual Energy Savings of 15,280 kWh financial saving of Rs.3.91 Lakhs per annum was achieved with an Investment of Rs. 13 Lakhs.
- The Company also retrofitted Consistent Positioning Modulated Drive (Hart Type Electronic Actuator) in place of Conventional pneumatic actuator in FD Fan # 1A & FD Fan # 1B.
- Annual Energy Savings of 8927 kWh financial saving of Rs.2.53 Lakhs per annum was achieved with an Investment of Rs. 4 Lakhs.

➤ **Improved Efficiency of Unit#2 regenerative feed water cycle :**

- Substantial reduction in loss of Unit#2 regenerative feed water cycle was achieved with low cost investment.
- Implementation of modification with consultation & feedback from other similar industries.
- Annual Financial Savings of 64.27 Lakhs by saving in thermal energy.

**2. Ferro Alloy Plant Energy Conservation**

➤ **Waste Heat Recovery from Ferro Alloys Flue Gas:**

- Utilizing waste heat out of flue gases generated from 60 MVA furnaces by passing through WHRB & generating steam which is supplied to CRM.
- Approx. 67927 tons of steam generated & supplied to CRM in FY 2019-20 utilizing waste heat of flue gases thereby saving Rs. 1018 Lakhs per annum.

➤ **Reduction in Energy Consumption by interlocking Pollution Control Equipments with Feeding Equipments:**

- ID fans are interlocked with key equipment of the Raw Material feeding and Briquetting circuits.
- With the modification, ID fans automatically stop when the feeding is halted without affecting process requirement.
- With an investment of Rs. 1.2 Lakhs we have achieved an energy saving of 266666 kWh with a financial benefit of Rs 16 Lakhs.

➤ **Optimum utilization & monitoring of actual load v/s allocation Power v/s Inadvertent power:**

- Incorporation of information like allocated load and inadvertent power of JSL Power Network in all HMI stations of 5 furnaces through digital communication has resulted in optimum utilisation of available Power.
- With an investment of Rs. 1 Lakh, total Energy saved is 2027027 kWh with a financial benefit of Rs 75 Lakhs realized in last two months of FY 2019-20.

**3. Cold Rolling Mill Energy Conservation**

➤ **Switching off HAPL Mill fume exhaust fan during No.1 coil processing:**

- When No.1 coil is being processed through HAPL mill, there is no need to run the fume exhaust.
- The opportunity was identified and fume exhaust fan is switched off during that time.
- Annual energy saving is observed to be 92160 kWh with a monetary saving of Rs. 5.07 Lakhs with an investment of Rs. 1.5 Lakhs

➤ **Controlling speed of fume exhaust fan & coolant system at 20 HI mill through VVF drive:**

- Power saving is achieved during the idle condition of Z Mill-1 by reducing the speed of coolant pump using variable frequency drive.
- Additional benefits like increased life of motor and reduced coolant consumption is also achieved.
- A total saving of Rs.10.33 Lakhs was achieved in with an annual Energy saving of 172186 kWh.

➤ **Waste Heat Recovery from HAPL & CAPL Furnaces :**

- Utilization of waste heat coming out from flue gases of HAPL and CAPL furnaces and using the same in waste heat recovery boiler, we are generating steam which is supplied to existing customer (CRM, PFS, HPL, Propane yard) through common network.
- Approx 4517 tones of steam supplied to circuit in FY 2019-20 and consequently saving 130,9 Tons of propane with Monetary benefits of Rs. 57.63 Lakhs

➤ **Energy saving through compressed air networking :**

- A common compressed air network has been established between CRM and SMS which optimized the use of existing compressors from both end and resulting a saving of net power consumption of 1848360 units.
- A net saving of Rs. 110.09 Lakhs has been achieved for the FY 2019-20.

**4. Plant wide LED Replacement Project Executed by EnMS Cell**

➤ **Installation of Outdoor LED lights:**

- Conventional Light Fittings were replaced by Energy Efficient LED fittings.
- Highlights of this project is
  - Project executed under ESCO Mode where entire investment of Rs. 423.88 Lakhs is done by the vendor.
  - Re-payment will be done in 24 EMI out of the savings achieved after completion of the project.
  - 100% of the installation completed till the end of FY 2019-20 with an annual Energy saving potential of 5799219 kWh & Monetary benefit of Rs. 214.57 Lakhs.

➤ **Installation of In-door LED lights:**

- Conventional in-door light fittings were replaced by only LED PLL & 2 feet tubes keeping the fitting intact to have a cost advantage over replacing the entire system.
- Project executed under CAPEX mode of investment amounting of Rs. 11.2 Lakhs with energy saving potential of 572693 kWh & monetary benefit of Rs. 22.28 Lakhs per annum.

- Note:**
1. Cost of Power is considered Rs. 6 /kWh
  2. Cost of LPG is considered Rs. 44 /Kg

**TECHNOLOGY ABSORPTION**

**FORM OF DISCLOSURE OF PARTICULARS WITH RESPECT TO TECHNOLOGY ABSORPTION**

**1) Specific areas in which, the Company carried out Research and Development Certifications:**

**Development of new products:**

- a. Development of Hairline finish in Grade - 441 for Lift & elevator segment.
- b. Development of ST/DLT & 2J finish in Grade - 301L for Metro coach applications (BEML).
- c. Development of Grade – 439 & 441 in thickness 0.5 - 1 mm for export segment.
- d. Development of X2CrNi12/EN1.4003 in 25 mm - N1 finish for export customer.

- e. Development of variant of Grade – IRSM 44-97 for Foot-Over-Bridge application.
- f. Successfully developed 0.50 wt.% Cu containing varieties of 430 RF3 and 430 Mint grades for utensil applications.
- g. Successfully developed and supplied plates of 304L with low Cobalt (<0.025 wt. %) for nuclear reactor applications
- h. Successfully cast and hot rolled super duplex grade UNS S32760.

**2) Developmental achievements & Process Improvement:**

- i. Developed modified chemistry (Cu and Ni) versions of JSLU SD and JSLU DD grades with better drawability for utensil applications.
- ii. Modification of hot rolling and cold rolling parameters to produce stabilised ferritic grades with improved drawability and formability for automobile exhaust systems.
- iii. Minimization of yield loss due to edge waviness in HRAP coils of IRSM and X2CrNi12 grades by process modifications in HSM.
- iv. Successfully produced and supplied 571.70 tonnes of special grades HNS and JD1 for ballistic protection defence applications.

**3) Cost Reduction:**

- a. Development of Grade - 409L through batch annealing - Pickling process.
- b. Improvement in CAPL productivity in Grade – X2CRNi12 through modification in process variables.
- c. Improvement in mechanical properties of Grade – JT through CAPL route through modification in process variables.

**4) Benefits derived:**

- a. Value addition of Grade – 441, HL finish–new application.

**5) Research & Development activities:**

- **Industry – Academia Collaborations:**

- a. Collaboration undertaken with IIT Bhubaneswar for various process improvement and quality improvement projects. Achieved an average 5 minute decrease in AOD process time per heat for low carbon grades as a part of collaboration.
- b. Collaboration undertaken with IMMT Bhubaneswar for recovery of valuable metals from SMS bag house dust and pickling sludge.
- c. Organized lectures at IIT BHU as a part of generating awareness about stainless steel in student community through course on stainless steel.

- **Initiatives on New Testing Facilities and Special Tests:**

- Special corrosion tests such as pitting corrosion tests, crevice corrosion tests, tests to determine sigma phase and room temperature cyclic corrosion tests using salt spray chamber have been initiated.
- Texture analysis study of 409L, 441 and 439 samples were conducted in collaboration with external consulting agency METNMAT Research.
- Installed hydraulic press and initiated the drawability testing of sheets of various stainless steel grades used in deep drawing applications.

- d. Expenditure on R&D:**

	(₹ in Lakhs)
Capital	300
Revenue	100
Total	400
Total R&D expenditure as percentage of turnover	0.03%

## 6) Future Action Plans

Development and stabilization of new grades such 904L, 409Ni, 316LN and 429M.

### AWARDS AND RECOGNITION

In pursuit of business excellence, your Company has undertaken various initiatives under operational excellence drive such as quality circle, work place management (5S) and participation in various awards and recognition scheme with focus of people development through training, awareness and participation specifically from grass root level, lower and middle management personnel.

#### Gold Award in CCQC-2019:

Your Company participated in CCQC (Chapter Convention on Quality Concepts) organized by QCFI on 8<sup>th</sup> September and 23<sup>rd</sup> September 2019 in Bhubaneswar and Bhilai and won 20 Gold awards for their case study presentation.

#### Par Excellence Award in NCQC -2019:

Your Company participated in National Convention on Quality Concepts (NCQC) 2019 with 19 Quality Circle teams held at Varanasi (organized by QCFI) from 26<sup>th</sup> to 29<sup>th</sup> December 2019 and has won 16 'Par Excellence' and 3 Excellence awards.

#### First Position in 32<sup>nd</sup> State level CII QC Competition 2019:

Your company participated in '32<sup>nd</sup> CII State level Quality Circle Competition' held on 20th December, 2019 at Bhubaneswar and adjudged as Winner, securing FIRST position in the state level competition.

## A. Cold Rolling Mill

### i. Efforts made, in brief, towards technological absorption, adaptation and innovation:

Jajpur CRM plant comprises the latest technology from Europe, any and every increase in yield or decrease in consumables has a large effect on the carbon foot print & also cost to the Company. Being one of the leading

producers of the SS in the country & even with the state-of-the-art technology and equipments we have made continual efforts to further reduce wastages and improve beyond the designed capabilities.

- In FY'19-20, we have successfully completed erection & commissioning of Z Mill#2, HBA#2, and HBA#3, auxiliaries (compressors & ammonia crackers), also quickly stabilized all the lines which is evident from the production.

Line	Commissioning Month	Q1'19-20	Q2'19-20	Q3'19-20	Q4'19-20
Z Mill#2	May'20	4073	15,096	21,819	16,752
HBA#2	May'20	9225	14,411	12,269	9,710
HBA#3	Oct'20	-	-	13,795	12,361

- In FY'19-20, we have successfully completed erection & commissioning of CRS#3 to increase our CRAP product in order to meet customer demand.

Line	Commissioning Month	Q1'19-20	Q2'19-20	Q3'19-20	Q4'19-20
CRS-3	April'20	9864	14358	18452	17653

CRM has also been continually making efforts in making out maximum from the existing resource & Benefits derived as a result of the efforts like:

1. Enhancement of Production Capacity of HR CTL with the installation of Goliath Crane. (From FY'18-19 85,492 MT to 91,949 MT for FY'19-20)
2. In house fabricated CAM Follower Guide at HR CTL to reduce the spare cost.
3. Installation of Parsytec Inspection System which ensures 100% monitoring of surface at CAPL there by improves customer satisfaction by defect free surface.
4. Increase of SGL Grinder head motor capacity from 30KW to 55KW which resulted in the increase of net production by 32%. (From FY'18-19 3038 MT to 4026 MT for FY'19-20)
5. Automation of 20 HI mill IDCW station to ease in operation which results in the improvement of MTTR.
6. Development of Energy Monitoring System which reduces the cost for buying the system from 3<sup>rd</sup> party.
7. Installation and commissioning of an automated tyre wash machine to reduce the dust and mud entering CRM complex hampering the quality of FG & WIP coils.
8. Fabrication & Installation of Vertical Inspection Table with vacuum holding arrangement of N4 sheets which resulted in the customer satisfaction.
9. In house fabrication and installation of transfer trolley across CRM for easy material movement.
10. Installation of Air Wiping System at CRS-1 for removal of dust & foreign particles during processing of material.
11. In house fabrication and installation of Lime Mixing Tank for utilization of calcined lime from SMS which resulted in less lime consumption (From FY'18-19 9.2Kg/MT to 8.3Kg/MT for FY'19-20).

### Achievements of CRM in FY'19-20:

- Successful stabilization of CAPL Pickling Operations within 10 days after the incident of major fire.
- Highest ever dispatch of **82,830MT** in the month of Jan'20.
- **Highest Productions in FY'19-20:**
  1. **HAPL:** 64,413 MT in Oct'19
  2. **HR CTL:** 9,011 MT in Jul'19
  3. **CRS#2:** 9,045MT in Jul'19
  4. **CRS#3:** 6211 MT in Oct'19
  5. **CGPL (Net):** 4,386 MT in Jul'19
  6. **Z Mill#1:** 6,941 MT in May'19
  7. **HBA#1:** 4,889 MT in Oct'19
- **Increased FG production in FY'19-20 w.r.t FY'18-19**

FG	FY'16-17	FY'17-18	FY'18-19	FY'19-20
HRAP	2,21,543	2,38,687	2,77,976	2,80,338
CRAP	3,67,853	3,91,253	4,32,130	4,70,474

- Increase in Dispatch from **8, 13,803 MT** in FY'18-19 to **8, 83,163 MT** in FY'19-20.

### Major Customer Initiatives:

Successfully tapped niche market segments like Pipe & Tube, Holloware, Cutlery, Hinge and also samples approval pending from BEML, Maruchi Kuma.

#### • Awards:

- CCQC Gold Award at Bhubaneswar Chapter.
- NCQC Par Excellence Award at Varanasi.

### B. Steel Melting Shop

#### I. Efforts made, in brief, towards technological absorption, adaptation and innovation:

With its aggrandized state of the art facility, Steel Melt Shop has once again evinced staggering overall performance with the aid of increasing its annual production.

Outstanding efforts have been made towards reduction of both conversion cost and raw material cost with the aid of improvement of operating practices which led to decline of costs incurred for refractory, power, fuel and electrode and use of cheaper raw materials.

In addition to the achievements, efforts towards conservation of energy have been commendable. Liquid Chrome usage has been introduced in transfer ladle alongside EAF with 40% increase in Liquid Cr consumption. An induction furnace is started intended to run on inadvertent power only. Average per day inadvertent power saving is 5 MW.

Parallel to the production, the commitment towards environment and safety has also been of highest order. A positive trend is also evident in the energy utilization of the department with reduction in usage of both electrical energy and fuel sources in comparison to the previous years.

New grades like JD1, Super Duplex grade UNS S32760, HNS were produced which added new dimension stainless steel market segment.

## II. Benefits derived as a result of the above efforts:

### ➤ Enhancement of SMS Capacity from 0.80 MTPA to 1.1 MTPA due to Process Improvement.

- AOD Level-2 Automation implementation.
- Successful Erection and commissioning of 25 MT Induction Furnace.
- Completion of AOD Process Time improvement Project in Industry-Academia collaboration with IIT Bhubaneswar
- Improvement in casting parameters along with customized casting powder utilization in different grades resulted in improved productivity.
- Improvement initiatives such as preventive maintenance, planned maintenance, TPM activities resulting improved health of equipments & increasing production time at shop floor.
- Ever Highest Production till date i.e. 968.2 KT in FY 2019-20 (8.93% rise than Previous Year).
- Improvement in all TEP's : Most Significant in Ni Recovery(Avg 97.73% Over prev year avg 97.46%) & Cr Recovery(Avg 94.66% over Prev Year avg 94.49%).
- Record Breaking Monthly Production 4 times in a row : Aug-19 (85084MT), Oct-19 (87224MT), Dec-19 (88315MT) & Jan-20 (88377MT) Respectively.
- Successful Casting of Several new Grades like HNS, JD-1, 304L Low Cobalt Heat for Defence and nuclear Application.

### ➤ Improvement Initiatives:

- Digitization:
  1. Digitization Initiative: Completed 7 projects with Annual savings worth 247.07 Lakhs.
  2. VEGAM Platform ( Test to Production Server) : An online portal for Recording of Heat Data on Real time basis and sync of various sections at SMS.
  3. Level-2 Implementation at AOD.
- Waste to Wealth Initiative:
  1. Started using discarded AOD Bricks as flux in EAF.
  2. FeSi/Lime screening practice to decrease specific flux /Silicon consumption
- Cost Savings:
  1. 11.08% Decrease in Conversion Cost/MT over Previous Year.
  2. 2.9% Decrease in Energy Cost/MT over Previous Year.



- Scrap Yard Management :
  1. Proper storage of raw materials in designated place with development of several new storage locations.
  2. Proper planning of materials in heat according to its valuation type.
- Other Initiatives:
  - KAIZEN Initiative on shop floor
  - Initiated Sub-Ordinate Training for Skill Development of Employees

Became 1st Department to comply with National Safety Council (NSC) Recommendation i.e status of Fire detection system installed at SMS – Jajpur is now directly monitored at JSL Fire station on real time basis

#### **Awards & Accolades:**

- As crusaders of a stainless tomorrow, we at Steel Melt Shop highly encourage all our employees to participate not only at state but also at National Level Competition too. Our growth has been backed by the excellence of our people, value driven business operations, customer centricity and adoption of one of the best safety practices in the steel melt shop.
- 32nd Convention on Quality Circle organized by CII.
- Lean Quality Circle Team “Chrome” from Steel Melt Shop, JSL Jajpur was adjudged the winner (First Position) in the 32nd CII QC Circle Odisha State level Competition on 20th December 2019, organized by CII Bhubaneswar
- National Convention on Quality Circle organized by QCFI
- All four team on Steel Melt shop bagged Par-Excellence Award in NCQC-2019 Varanasi Chapter
- 3rd edition of CII National Energy Efficiency Circle competition
- SMS Team Won 1st Runner-Up trophy at CII National Energy Efficiency Circle competition Under Best Energy Efficient Organisation category
- National Level 19th Skill Supervisory competition

SMS AOD Team fetched 3rd Prize at National Level 19th Skill Supervisory competition at Jamshedpur organized by CII, INDIA

#### **C. Ferro Alloys**

##### **I. Efforts made, in brief, towards technological absorption, adaptation and innovation:**

- Contact clamp modification in SAF # 4 increased the furnace availability.
- In-house design and installation of tapping fume extraction in SAF # 3 improved for environmental conditions (pollution free environment) .
- Energy saving projects on Digitalization plat form resulted financial benefit of Rs. 45.79 lacs/month.

##### **II. Benefits derived as a result of the above efforts:**

- Efforts towards continual improvement have resulted in 10% increase in capacity utilization of plant.
- Increased furnace availability.

**Awards and Accolades:**

NCQC Gold award received in the category of **WORLD CLASS MANUFACTURING** and **SINGLE MINUTE EXCHANGE OF DIES**.

**D. Captive Power Plant**

Highest ever Annual Total Plant Load Factor (PLF) achieved 84.4% in 2019-20. Captive Power Plant (2X125MW) generated 1,852.6 million units (gross) of power in FY 2019-20 vs 1,820 MU in FY 2018-19, an increase of 1.79 %.

**2019-20 Highlights:**

1. 1,862 MU Generation achieved against budgeted target of 1907 MU with achieving 97.6% of target generation in FY 2019-20.
2. 66,371 MT of steam was generated from Waste Heat Recovery Boilers and supplied to CRM & Coke Oven for process requirement in FY 2019-20. Also, total gross power generation of 0.121 MU from Waste Heat Recovery Boilers in FY 2019-20.
3. Total Ash Generated was 598345 MT (Fly Ash-512727 MT & Bottom Ash-85,618). 100% of fly ash was utilized in bricks & non brick industries. 100% of Bottom ash was utilized for low land filling & road making.
4. 9 PIPs (Improvement Projects for efficiency enhancement, energy saving & enhancement of Coal Mill throughput) with Annualized cost saving of Rs 5.32 Crores has been implemented during FY 2019-20.

Total Rs. 44.39 Lakhs received as Power Factor Incentive in NESCO (Utility) energy bills for maintaining high grid import power factor for the FY 2019-20.

**Efforts made:**

- In house modification in Bowl Mill/Pulveriser 1A & 2A for reduction in Specific Power Consumption of Mill and increase in Mill throughput. Annualized savings of Rs 42.44 Lakhs.
- Improvement of Auxiliary Power Consumption (APC) by Reduction in ID & PA Fan Power Consumption by air and flue gas duct modification. Annualized savings of Rs 173 Lakhs.
- Improvement in APC by reduction of compressed air consumption by installation of Hart type electronic step control in ID fan IGV and FD fan blade pitch control. Annualized savings of Rs 6.45 Lakhs.

**Future action plan:**

- Usage of Additives with coal in order to enhance coal flow ability during rainy season.
- Reduction in power consumption by Installation of VFD in LDO pressurizing pump Motor.
- Energy savings by providing seal cooling water for 13 MW BFP from Boiler Fill pump instead of ACW Pump ,without running CWP & ACWP
- Reliability enhancement and reduction of power consumption of compressed air system by installation of higher capacity refrigerant type dryer as pressure drop across the dryer will be lesser as compared to the current one.
- Modification of Oil Gun Nozzle to reduce LDO consumption tune to 2/3 KL during start up.

## CRMHS (Central Raw material handling system)

### Highlights:

- Total non-coking coal handled: 1,505,232 MT
- Total coking coal handled: 549,420 MT
- Total No's of rake handled: 320 Nos.
- Major Achievements: Highest 46 Nos. rake unloaded in Jan' 2020

### Efforts made:

#### A. System Reliability:

- Installation of standby hydraulic pump at wagon tippler power pack.
- Alternative feeding arrangement (ground hopper with vibro feeder) for COKE OVEN at J6C1

#### B. Safety and environment:

- Installation of safety limit switches at wagon tippler hopper and Side arm charger area to eliminate human interference during wagon tippler operation and Side arm charger movement.
- Installation of Dust suppression system at truck tippler 3 to reduce dust emission during truck tipping and feeding.
- Installation of auto sampler at J12C2 coal conveyor to ensure proper and safe sampling.

#### C. Process Improvement:

- Installation and commissioning of belt weigh scale at J12C2 coal conveyor for monitoring daily coal feeding to power plant.
- Side sealing of wagon tippler side beam and tippler table to minimize coal accumulation at load cell and tippler table bottom area during wagon tipping.
- Automation of J12C2 and J6C1 vibro feeder (3 Nos) to incorporate system interlocking for safe operation002E

### Future action plan:

- Alternative feeding conveyor for CRC1
- Installation of pneumatic hammer/impactor at coal bunker.
- Erection and commissioning of firefighting deluge system at J12C2 coal conveyor.
- Installation of High velocity water spraying system form 33 KV transformer and Medium velocity water spraying system for cable cellar room.

## MRSS (Main Receiving Substation)

### Efforts made:

- Establishment of hotline communication from MRSS control room to FeCr individual SAF control rooms for effective power management.
- Display of allocated power at individual FeCr SAF control room to reduce delay in communication.
- FeCr individual SAF load variations alarm at MRSS control room to manage generation.
- Optimized opportunity based power sale in intra state market to reduce net inadvertent power.
- Grid Islanding system protections review and modification to achieve 100% successful islanding thereafter.

### Benefits derived as a result of the above efforts

- Total Inadvertent power reduced by 11 MU over previous year.
- Total Inadvertent power reduced to 1.8% of total net generation from 2.5% in previous year.

### Future action plan:

- Central energy monitoring system with big data archive for reducing overall system loss.
- Digitalization of key condition monitoring parameters of critical equipment's in 220 KV switchyard.
- Digitalization of routine power communications between control rooms to reduce delays and inadvertent power flow.

## Captive Power Plant Energy Conservation & Cost Saving Initiatives

### (A) CONSERVATION OF ENERGY

#### The steps taken for conservation of energy:

##### ➤ Modification in Mill 1A & 2A for reduction in Specific Power Consumption of Mill:

- Bed height of Coal Mill was optimized & decreased to 80 mm from 100 mm and Throat gap (Air port Gap) was reduced to 80 mm from 90 mm.
- Air Restriction Gap was reduced to 6 mm from 12 to 18 mm.
- Classifiers of Mills were adjusted accordingly to maintain the required fineness.
- These modifications resulted in reduction in specific power consumption & increased throughput of the mill.
- Annual Energy Savings of 129805 kWh & financial saving of Rs.42.44 Lakhs per annum was achieved with an Investment of Rs. 3 Lakhs.

➤ **Replacements of Conventional Pneumatic Actuators:**

- Retrofitting of Consistent Positioning Modulated Drive (Hart Type Electronic Actuator) done in place of Conventional Pneumatic actuator in ID Fan #1A & #1B inlet guide vane.
- Annual saving of Rs. 3.91 Lakhs per annum was achieved with an Investment of Rs. 13 Lakhs.
- We also retrofitted Consistent Positioning Modulated Drive (Hart Type Electronic Actuator) in place of Conventional pneumatic actuator in FD Fan #1A & #1B blade pitch control.
- Annual saving of Rs.2.53 Lakhs per annum was achieved with an Investment of Rs. 4 Lakhs.

➤ **Improvement of Auxiliary Power Consumption (APC) by Reduction in ID & PA Fan Power Consumption:**

- Modification in PA Flue Gas duct bracing & Flue gas duct leakage arresting.
- Metalized Elastomer PTFE type expansion bellow retrofitted in Hot PA duct in place of Metallic expansion bellows. Elastomer type bellows are supposed to last longer.
- Hot air gate seals & APH seals checking and subsequent rectification carried out. Annualized energy saving in PA fans 1699000KWh & in ID fans 1188000 KWH because of reduced loading of Fans.
- Annualized Cost saving of Rs. 173 lakhs.

<b>Foreign Exchange Earnings &amp; Outgo</b>	<b>(₹ in Crore)</b>
Foreign Exchange Earnings	2,676.25
Foreign Exchange outgo	4,366.10

**For and on behalf of the Board of Directors**

Place: New Delhi  
Date: 6 June, 2020

**Abhyuday Jindal**  
**Managing Director**  
**DIN: 07290474**

**Tarun Kumar Khulbe**  
**Wholetime Director**  
**DIN: 07302532**

## ANNEXURE – II TO DIRECTORS REPORT

Details of remuneration under section 197(12) of Companies Act, 2013 read with Rule 5(1) of the Companies (Appointment and Remuneration of Managerial Personnel) Rules, 2014 for the year ended 31<sup>st</sup> March, 2020:

- a. The ratio of the remuneration of each director to the median remuneration of the employees of the Company for the financial year:

Sl. No.	Name of Director	Designation	Ratio of Remuneration of Director to the median remuneration of Employees*
1	Mr. Ratan Jindal <sup>1</sup>	Chairman and Managing Director	No remuneration drawn from the Company
2	Mr. Abhyuday Jindal	Managing Director	
3	Mr. Tarun Kumar Khulbe	Whole-time Director	33 : 1

1. Mr. Ratan Jindal has received salary of ₹ 13.92 Crore from Jindal Stainless FZE, Dubai, subsidiary of the Company for the services rendered as Managing Director of the said subsidiary during the financial year 2019-20.

\*Since Non-executive directors received no remuneration, except sitting fees for attending Board/Committee meetings, the required details are not applicable.

- b. The percentage increase in remuneration of each Director, Chief Financial Officer, Chief Executive Officer, Company Secretary or Manager, if any, in the financial year:

Sl. No.	Name of Employee	Designation	Percentage increase in Remuneration*
1	Mr. Ratan Jindal	Chairman and Managing Director	No remuneration drawn from the Company
2	Mr. Abhyuday Jindal	Managing Director	
3	Mr. Tarun Kumar Khulbe	Whole-time Director	11%
4	Mr. Anurag Mantri	Chief Financial Officer	9%
5	Mr. Navneet Raghuvanshi	Head Legal & Company Secretary	9%

\*Since Non-executive directors received no remuneration, except sitting fees for attending Board/Committee meetings, the required details are not applicable.

- c. The percentage increase in the median remuneration of employees in the financial year: 9%
- d. The number of permanent employees on the rolls of the Company: 1,680 (excluding contractual employees)
- e. **Average percentile increase already made in the salaries of employees other than the managerial personnel in the last financial year and its comparison with the percentile increase in the managerial remuneration and justification thereof and point out if there are any exceptional circumstances for increase in the managerial remuneration:** The median percentage increase made in the salaries of employees other than the managerial personnel was 8.36%, while the increase in the remuneration of managerial personnel was 9.65%.
- f. It is further affirmed that remuneration paid to Directors and Key Managerial Personnel was as per the Remuneration Policy of the Company.

**For and on behalf of the Board of Directors**

Place: New Delhi  
Date: 6 June, 2020

**Abhyuday Jindal**  
**Managing Director**  
**DIN: 07290474**

**Tarun Kumar Khulbe**  
**Wholetime Director**  
**DIN: 07302532**

## ANNEXURE – III TO DIRECTORS REPORT

Form No. MR-3

### SECRETARIAL AUDIT REPORT

FOR THE FINANCIAL YEAR ENDED ON MARCH 31, 2020

*[Pursuant to Section 204(1) of the Companies Act, 2013 and Rule no. 9 of the Companies (Appointment and Remuneration of Managerial Personnel) Rules, 2014]*

To,

The Members,

Jindal Stainless Limited

We have conducted the secretarial audit of the compliance of applicable statutory provisions and the adherence to good corporate practices by **Jindal Stainless Limited** [hereinafter called '**the Company**'] for the financial year ended 31<sup>st</sup> March, 2020 [**'Audit Period'**]. Secretarial audit was conducted in a manner that provided us a reasonable basis for evaluating the corporate conduct/statutory compliances and expressing our opinion thereon.

Based on our verification of the Company's books, papers, minute books, forms and returns filed and other records maintained by the Company as provided in **Annexure I** and also the information provided by the Company, its officers, agents and authorized representatives during the conduct of secretarial audit, we hereby report that in our opinion, the Company has, during the audit period, covering the financial year ended on March 31, 2020 complied with the statutory provisions listed hereunder and also that the Company has proper Board-processes and compliance-mechanism in place to the extent, in the manner and subject to the reporting made hereinafter:

We have examined the books, papers, minute books, forms and returns filed and other records as maintained by the Company for the financial year ended on March 31, 2020 according to the provisions of:

1. The Companies Act, 2013 ("the Act") and the rules made thereunder including any re-enactment thereof;
2. The Securities Contracts (Regulation) Act, 1956 ("SCRA") and the rules made thereunder;
3. The Depositories Act, 1996 and the regulations and bye-laws framed thereunder;
4. Foreign Exchange Management Act, 1999 and the rules and regulations made thereunder to the extent of Foreign Direct Investment, Overseas Direct Investment, and External Commercial Borrowings;
5. The following Regulations and Guidelines prescribed under the Securities and Exchange Board of India Act, 1992 ("SEBI Act"), to the extent applicable:-
  - a. The Securities and Exchange Board of India (Listing Obligations and Disclosure Requirements) Regulations, 2015;
  - b. The Securities and Exchange Board of India (Substantial Acquisition of Shares and Takeovers) Regulations, 2011;
  - c. The Securities and Exchange Board of India (Prohibition of Insider Trading) Regulations, 2015;



- d. The Securities and Exchange Board of India (Issue of Capital and Disclosure Requirements) Regulations, 2018;
  - e. The Securities and Exchange Board of India (Issue and Listing of Debt Securities) Regulations, 2008;
  - f. The Securities and Exchange Board of India (Debenture Trustee) Regulations, 1993 (in relation to obligations of Issuer Company);
  - g. The Securities and Exchange Board of India (Registrars to an Issue and Share Transfer Agents) Regulations, 1993;
6. Laws specifically applicable to the industry to which the Company belongs, as identified and compliance whereof as confirmed by the management, that is to say:
- a. Mines Act, 1952 read with Mines Rules, 1955;
  - b. Mines and Minerals (Development and Regulation) Act, 1957 and Mineral Conservation and Development Rules, 1985;
  - c. Mines Vocational Training Rules, 1966;
  - d. Metalliferous Mines Regulations, 1961.
  - e. Mines Rescue Rules, 1985;
  - f. Mining Leases (Modification of Terms) Rules, 1956.
  - g. Payment of Wages Act , 1936 and Payment of Wages (Mines) Rules, 1956;
  - h. The Payment of Undisbursed Wages (Mines) Rules, 1989;
  - i. The Iron Ore Mines Manganese Ore Mines and Chrome Ore Mines Labour Welfare Fund Rules, 1978;
  - j. Iron Ore Mines Manganese Ore Mines and Chrome Ore Mines Labor Welfare Fund Act, 1976;
  - k. Orissa Minerals (Prevention of Theft, Smuggling & Illegal Mining and Regulation of Possession, Storage, Trading and Transportation) Rules, 2007 along with OMPTS Amendment Rules, 2015;
  - l. Orissa Minor Mineral Concession Rules, 2004;
  - m. Collection of Statistics Act, 2008;

We have also examined compliance with the applicable clauses of the Secretarial Standards for Board Meetings (SS-1) and for General Meetings (SS-2) issued by the Institute of Company Secretaries of India.

During the audit period, the Company has complied with the provisions of the Act, Rules, Regulations, Guidelines, etc. as mentioned above.

#### **Management and Auditor Responsibility:**

1. Maintenance of secretarial records is the responsibility of the management of the Company. Our responsibility is to express an opinion on these secretarial records based on our audit;
2. We have followed the audit practices and the processes as were appropriate to obtain reasonable assurance about the correctness of the contents of the secretarial records. The verification was done on test basis to ensure that correct facts are reflected in secretarial records. We believe that the processes and practices, we followed provide a reasonable basis for our opinion;
3. Wherever our Audit has required our examination of books and records maintained by the Company, we have also relied upon electronic versions of such books and records, as provided to us through online communication. Wherever for the purposes of our Audit, there was a need for physical access to any of the places of business of the Company, the same has not been uniformly possible in view of the prevailing lockdown.
4. We have not verified the correctness and appropriateness of financial records and books of accounts of the Company as well as correctness of the values and figures reported in various disclosures and returns as required

to be submitted by the Company under the specified laws, though we have relied to a certain extent on the information furnished in such returns.

5. Wherever required, we have obtained the Management Representation about the compliance of laws, rules and regulation and happening of events etc;
6. The compliance of the provisions of Corporate and other applicable laws, rules, regulations, standards is the responsibility of management. Our examination was limited to the verification of procedure on test basis;
7. Due to the inherent limitations of an audit including internal, financial, and operating controls, there is an unavoidable risk that some misstatements or material non-compliances may not be detected, even though the audit is properly planned and performed in accordance with audit practices.
8. The contents of this Report has to be read in conjunction with and not in isolation of the observations, if any, in the report(s) furnished/to be furnished by any other auditor(s)/agencies/authorities with respect to the Company.
9. The Secretarial Audit report is neither an assurance as to the future viability of the Company nor of the efficacy or effectiveness with which the management has conducted the affairs of the Company.

#### **Recommendations as a matter of best practice:**

In the course of our audit, we have made certain recommendations for good corporate practices to the compliance team, for its necessary consideration and implementation by the Company.

#### **We further report that:**

The Board of Directors of the Company is duly constituted with proper balance of Executive Directors, Non-Executive Directors and Independent Directors. The changes in the composition of the Board of Directors that took place during the period under review were carried out in compliance with the provisions of the Act.

Adequate notice is given to all directors to schedule the Board Meetings and Committee meetings, agenda and detailed notes on agenda were sent at least seven days in advance, and a system exists for seeking and obtaining further information and clarifications on the agenda items before the meeting and for meaningful participation at the meeting.

Majority decision was carried through, while there were no minuted instances of dissent in Board or Committee meetings.

**We further report that** there are adequate systems and processes in the Company commensurate with the size and operations of the Company to monitor and ensure compliance with applicable laws, rules, regulations and guidelines.

**We further report that** during the audit period, the Company has not undertaken any specific event/action that can have a major bearing on the company's compliance responsibility in pursuance of the above referred laws, rules, regulations, guidelines, standards, etc., except as follows:

#### **1. Fund raising by issue of fresh securities**

During the Audit Period, the shareholders at the 39<sup>th</sup> AGM approved raising of funds up to an aggregate amount of INR 1,200 crore (Rupees One thousand Two hundred crores) by way of various domestic / international

offerings, including QIP and/or ADRs, GDRs offerings, etc. and/or as may be permitted under applicable laws, from time to time.

**2. Issue of equity shares on preferential basis**

During the Audit Period, the shareholders at the 39<sup>th</sup> AGM approved issue of 80,12,940 (Eighty lakhs Twelve thousand Nine hundred and Forty) equity shares of INR 2 (Rupees Two) each at a price of INR 35.65 (Rupees Thirty Five and Sixty Five paise) per equity share aggregating to INR 28,56,61,311 (Rupees Twenty Eight crores Fifty Six lakhs Sixty One thousand and Three hundred and Eleven) to JSL Limited, an entity belonging to the Promoter Group.

**3. Issue and allotment of Non-Convertible Debentures (NCD)**

During the Audit Period, the Board of directors approved issue of NCDs of upto INR 900 crores. (Rupees Nine hundred crores). The sub-committee of the Board of directors allotted 4,000 senior, unlisted, secured, redeemable, rated and non-convertible debentures having nominal value of INR. 10,00,000/- (Rupees ten lakhs each) to Kotak Special Situations Fund on private placement basis aggregating to INR 400 crores (Rupees Four hundred crores).

**4. Redemption of Optionally Convertible Redeemable Preference Shares (OCRPS)**

During the Audit Period, the Company redeemed 14,28,30,637 (Fourteen crores Twenty Eight lakhs Thirty thousand and Six hundred and Thirty Seven) OCRPS having face value of Rs. 2/- (Rupees two each) issued at a price of INR. 39.10/- (Rupees Thirty Nine and Ten Paise).

**5. Exit from Corporate Debt Restructuring (CDR)**

During the the Audit Period, the Company successfully exited from the CDR framework with effect from March 31, 2019 pursuant to an intimation dated March 04, 2020 received from the consortium of CDR Lenders.

**Place: Mumbai**

**Date: June 05, 2020**

**For M/s Vinod Kothari & Company  
Company Secretaries in Practice**

**Vinita Nair**

**Partner**

**Membership No: F10559**

**CP No.: 11902**

**UDIN: F010559B000321540**

## ANNEXURE I

### LIST OF DOCUMENTS

1. Minutes of the following meetings (final draft of signed minutes provided through electronic mode on account of lockdown due to COVID-19)
  - a. Board Meeting;
  - b. Audit Committee;
  - c. Nomination and Remuneration Committee;
  - d. Stakeholders Relationship Committee;
  - e. Corporate Social Responsibility Committee;
  - f. Sub –Committee of Board of directors meeting;
  - g. Separate Meeting of Independent Directors;
  - h. Annual General meeting;
2. Annual Report 2018-19;
3. Notice and Agenda for Board and Committee Meeting on sample basis.
4. Memorandum and Articles of Association;
5. Disclosures under Act, 2013 and Listing Regulations;
6. Policies framed under Act, 2013 and Listing Regulations;
7. Forms and returns filed with the ROC, RBI (under FEMA);
8. Checklists duly filled for specific laws;
9. Registers maintained under Act, 2013;
10. Disclosures under SEBI (Prohibition of Insider Trading) Regulations, 2015
11. Disclosures under SEBI (Substantial Acquisition of Shares and Takeover) Regulations, 2011.

## ANNEXURE IV TO DIRECTORS REPORT

**Form No. MGT-9**  
**EXTRACT OF ANNUAL RETURN**  
**as on the financial year ended on 31<sup>st</sup> March, 2020**

[Pursuant to section 92(3) of the Companies Act, 2013 and rule 12(1) of the Companies  
(Management and Administration) Rules, 2014]

### I. REGISTRATION AND OTHER DETAILS:

(i)	CIN	L26922HR1980PLC010901
(ii)	Registration Date	29 <sup>th</sup> September, 1980
(iii)	Name of the Company	Jindal Stainless Limited
(iv)	Category / Sub-category of the Company	Public company limited by shares
(v)	Address of the Registered office and contact details	O.P. Jindal Marg, Hisar – 125005, Haryana Tel No.: (01662) 222471-83 Fax No.: (01662) 220499 Email: investorcare@jindalstainless.com
(vi)	Whether listed company Yes / No	Yes
(vii)	Name, Address and Contact details of Registrar and Transfer Agent, if any	Link Intime India Private Limited Noble Heights, 1 <sup>st</sup> Floor, Plot No. NH2, C1 Block LSC, Near Savitri Market, Janakpuri, New Delhi - 10058 Phone No. (011) 41410592/93/94 Fax No. (011) 41410591 Email: delhi@linkintime.co.in

### II. PRINCIPAL BUSINESS ACTIVITIES OF THE COMPANY:

All the business activities contributing 10 % or more of the total turnover of the Company shall be stated:

Sl. No.	Name and Description of main products / services	NIC Code of the product / service	% to total turnover of the company
1.	Steel	2410	100%

### III. PARTICULARS OF HOLDING, SUBSIDIARY AND ASSOCIATE COMPANIES:

Sl. No.	Name and address of the company	CIN/GLN	Holding / Subsidiary / Associate	% of shares held	Applicable Section
1	Jindal Stainless FZE, Dubai Jebel Ali Free Zone, Dubai, United Arab Emirates	N.A.	Subsidiary	100.00	2(87)(ii)

2	PT Jindal Stainless Indonesia Kawasan Industri, Maspion, V/ Desa Sukomulyo Manyar Gresik 61151, Indonesia	N.A.	Subsidiary	99.99	2(87)(ii)
3	JSL Group Holdings Pte. Ltd., Singapore 302, Upper Paya, Lebar Road, Tai Keng, Shopping Centre, Singapore 534935	N.A.	Subsidiary	100.00	2(87)(ii)
4	Iberjindal S.L., Spain Ctra, Cordoba – Malaga, km 80'800, 14900 Lucena (Cordoba) Espana, Spain	N.A.	Subsidiary	65.00	2(87)(ii)
5	Jindal Stainless Park Limited Plot No. 649, Kalinga Nagar Industrial Complex, P.O. Danagadi, Jajpur, Odisha - 755026	U45202OR2019PLC030345	Subsidiary	100.00	2(87)(ii)
6	Jindal United Steel Limited O.P. Jindal Marg, Hisar – 125005, Haryana	U28113HR2014PLC053875	Associate	26.00	2(6)
7	Jindal Coke Limited O.P. Jindal Marg, Hisar – 125005, Haryana	U23101HR2014PLC053884	Associate	26.00	2(6)
8	Jindal Stainless Corporate Management Services Pvt. Ltd. O.P. Jindal Marg, Hisar – 125005, Haryana	U74140HR2013PTC049340	Associate	50.00	2(6)

#### IV. SHARE HOLDING PATTERN (EQUITY SHARE CAPITAL BREAKUP AS PERCENTAGE OF TOTAL EQUITY):

##### i) Category-wise Share Holding

Category of Shareholders	No. of Shares held at the beginning of the year – 1 <sup>st</sup> April, 2019 (Face value of Rs. 2/- each)				No. of Shares held at the end of the year – 31 <sup>st</sup> March, 2020 (Face value of Rs. 2/- each)				% Change during the year
	Demat	Physical	Total	% of total shares	Demat	Physical	Total	% of total shares	
<b>Promoters</b>									
<b>(1) Indian</b>									
a. Individual / HUF	2,963,969	-	2,963,969	0.62	3,870,416	-	3,870,416	0.79	0.18
b. Central Govt.	-	-	-	-	-	-	-	-	-
c. State Government	-	-	-	-	-	-	-	-	-
d. Bodies Corp.	239,621,145	-	239,621,145	50.00	247,634,085	-	247,634,085	50.82	0.82
e. Banks / FI	-	-	-	-	-	-	-	-	-
f. Any Other	600	-	600	0.00	600	-	600	0.00	0.00
<b>Sub-total (A) (1)</b>	<b>242,585,714</b>	<b>-</b>	<b>242,585,714</b>	<b>50.62</b>	<b>251,505,101</b>	<b>-</b>	<b>251,505,101</b>	<b>51.62</b>	<b>1.00</b>
<b>(2) Foreign</b>									
a. NRIs – Individuals	7,532,171	-	7,532,171	1.57	9,340,534	-	9,340,534	1.92	0.35
b. Other – Individuals	-	-	-	-	-	-	-	-	-
c. Bodies Corporate	54,260,440	-	54,260,440	11.32	54,260,440	-	54,260,440	11.14	(0.19)
d. Banks / FI	-	-	-	-	-	-	-	-	-
e. Any Other	-	-	-	-	-	-	-	-	-
<b>Sub-total (A) (2)</b>	<b>61,792,611</b>	<b>-</b>	<b>61,792,611</b>	<b>12.89</b>	<b>63,600,974</b>	<b>-</b>	<b>63,600,974</b>	<b>13.05</b>	<b>0.16</b>
Total shareholding of Promoter (A) = (A)(1)+(A)(2)	304,378,325	-	304,378,325	63.52	315,106,075	-	315,106,075	64.67	1.16
<b>Public Shareholding</b>									
<b>(1) Institutions</b>									
a. Mutual Funds	15,451	14,300	29,751	0.01	29,946	14,300	44,246	0.01	0.00
b. Banks / FI	43,812,036	22,640	43,834,676	9.15	8,355,137	22640	8,377,777	1.72	(7.43)
c. Central Govt.	-	-	-	-	-	-	-	-	-
d. State Govt.(s)	-	-	-	-	-	-	-	-	-
e. Venture Capital Funds/ Alternate Investment Fund	-	-	-	-	29,246,283	-	29,246,283	6.00	6.00
f. Insurance Companies	-	-	-	-	775,755	-	775,755	0.16	0.16
g. FIs/ Foreign Portfolio Investors	52,543,806	-	52,543,806	10.96	61,328,831	-	61,328,831	12.59	1.62
h. Foreign Venture Capital Funds	-	-	-	-	-	-	-	-	-
i. Any Others	658,401	13,520	671,921	0.14	-	13,520	13,520	0	(0.14)
<b>Sub-total (B) (1)</b>	<b>97,029,694</b>	<b>50,460</b>	<b>97,080,154</b>	<b>20.26</b>	<b>99,735,952</b>	<b>50,460</b>	<b>99,786,412</b>	<b>20.48</b>	<b>0.22</b>

Category of Shareholders	No. of Shares held at the beginning of the year – 1 <sup>st</sup> April, 2019 (Face value of Rs. 2/- each)				No. of Shares held at the end of the year – 31 <sup>st</sup> March, 2020 (Face value of Rs. 2/- each)				% Change during the year
	Demat	Physical	Total	% of total shares	Demat	Physical	Total	% of total shares	
<b>(2) Non- Institutions</b>									
a. Bodies Corp.									
(i) Indian (including NBFC)	12,664,230	61,091	12,725,321	2.66	8,129,004	60,936	8,189,940	1.68	(0.97)
(ii) Overseas	0.00	1,690	1,690	0.00	0.00	1,690	1,690	0.00	0.00
b. Individuals									
Individual shareholders holding nominal share capital upto Rs. 2 lakh	30,667,478	2,457,216	33,124,694	6.91	31,928,596	2,336,241	34,264,837	7.03	0.12
Individual shareholders holding nominal share capital in excess of Rs 2 lakh	7,100,980	-	7,100,980	1.48	5,958,433	-	5,958,433	1.22	(0.26)
(iii) Others	6,673,112	533,050	7,206,162	1.50	5,804,979	517,900	6,322,879	1.30	0.21
<b>Sub-total (B) (2)</b>	<b>57,105,800</b>	<b>3,053,047</b>	<b>60,158,847</b>	<b>12.55</b>	<b>51,821,012</b>	<b>2,916,767</b>	<b>54,737,779</b>	<b>11.23</b>	<b>(1.32)</b>
<b>Total shareholding of Public (B) = (B)(1)+(B)(2)</b>	<b>154,135,494</b>	<b>3,103,507</b>	<b>157,239,001</b>	<b>32.81</b>	<b>151,556,964</b>	<b>2,967,227</b>	<b>154,524,191</b>	<b>31.71</b>	<b>(1.10)</b>
<b>Shares held by Custodian for GDRs &amp; ADRs</b>									
Promoter & Promoter Group	16,734,984	0.00	16,734,984	3.49	16,734,984	0.00	16,734,984	3.33	(0.06)
Public	869,350	0.00	869,350	0.18	869,350	0.00	869,350	0.18	0.00
<b>Total C</b>	<b>17,604,334</b>	<b>0.00</b>	<b>17,604,334</b>	<b>3.67</b>	<b>17,604,334</b>	<b>0.00</b>	<b>17,604,334</b>	<b>3.61</b>	<b>(0.06)</b>
<b>Grand Total (A)+(B)+(C)</b>	<b>476,118,153</b>	<b>31,03,507</b>	<b>479,221,660</b>	<b>100</b>	<b>484,267,373</b>	<b>2,967,227</b>	<b>487,234,600</b>	<b>100</b>	<b>0.00</b>



## (ii) Shareholding of Promoters

Sl. No.	Shareholder's Name	Shareholding at the beginning of the year – 1 <sup>st</sup> April, 2019 (Face value of ₹ 2/- each)			Shareholding at the end of the year – 31 <sup>st</sup> March, 2020 (Face value of ₹ 2/- each)			
		No. of Shares	% of total Shares of the Company	% of Shares Pledged / encumbered to total shares	No. of Shares	% of total Shares of the Company	% of Shares Pledged / encumbered to total shares	% change in share holding during the year
1	Abhinandan Investments Limited	811,350	0.17	0.17	811,350	0.17	0.17	0.00
2	Abhyuday Jindal	2,347,180	0.49	-	32,53,627	0.67	-	0.18
3	Arti Jindal	14,390	-	-	14,390	-	-	-
4	Colarado Trading Co Ltd	2,074,930	0.43	0.42	2,074,930	0.43	0.42	-
5	Deepika Jindal	69,265	0.01	-	69,265	0.01	-	0.00
6	Ever Plus Securities & Finance Limited	1,157,835	0.24	0.24	1,157,835	0.24	0.24	0.00
7	Gagan Trading Company Limited	2,454,295	0.51	0.51	2,454,295	0.50	0.50	(0.01)
8	Goswamis Credits & Investments Limited	877,795	0.18	0.13	877,795	0.18	0.13	0.0
9	Hexa Securities & Finance Co Ltd	4,931,175	1.03	1.03	4,931,175	1.01	1.01	(0.02)
10	Jindal Equipment Leasing and Consultancy Services Limited	5,735,555	1.20	1.20	5,735,555	1.18	1.18	(0.02)
11	JSW Holdings Limited	460,720	0.10	0.10	460,720	0.09	0.09	(0.01)
12	Nalwa Sons Investments Limited	347,945	0.07	0.07	347,945	0.07	0.07	0.00
13	Kamal Kishore Bhartia	3,550	0.00	-	3,550	0.00	-	0.00
14	Manjula Finances Ltd	1,012,080	0.21	0.21	1,012,080	0.21	0.21	0.00
15	Mansarover Investments Limited	3,797,210	0.79	0.79	3,797,210	0.78	0.78	(0.01)
16	Meredith Traders Pvt Ltd	422,210	0.09	0.09	422,210	0.09	0.09	0.00
17	Nalwa Engineering Co Ltd	747,290	0.16	0.16	747,290	0.15	0.15	(0.01)
18	Nalwa Investment Limited	1,707,110	0.36	0.36	1,707,110	0.35	0.35	(0.01)
19	Naveen Jindal	12,768	0.00	-	12,768	0.00	-	0.00
20	Naveen Jindal HUF	107,860	0.02	-	107,860	0.02	-	0.00
21	Parth Jindal	27,575	0.01	-	27,575	0.01	-	0.00
22	Prithvi Raj Jindal	31,298	0.01	-	31,298	0.01	-	0.00

Sl. No.	Shareholder's Name	Shareholding at the beginning of the year – 1 <sup>st</sup> April, 2019 (Face value of ₹ 2/- each)			Shareholding at the end of the year – 31 <sup>st</sup> March, 2020 (Face value of ₹ 2/- each)			
		No. of Shares	% of total Shares of the Company	% of Shares Pledged / encumbered to total shares	No. of Shares	% of total Shares of the Company	% of Shares Pledged / encumbered to total shares	% change in share holding during the year
23	P R Jindal HUF	58,290	0.01	-	58,290	0.01	-	0.00
24	Ratan Jindal	7,424,148	1.55	-	9,232,511	1.89	-	0.35
25	R K Jindal & Sons HUF	13,940	0.00	-	13,940	0.00	-	0.00
26	Renuka Financial Services Ltd	886,620	0.19	0.18	886,620	0.18	0.18	(0.01)
27	Rohit Tower Building Ltd	31,200	0.01	0.01	31,200	0.01	0.01	0.00
28	S K Jindal and Sons HUF	33,330	0.01	-	33,330	0.01	-	0.00
29	Sangita Jindal	94,658	0.02	-	94,658	0.02	-	0.00
30	Sarika Jhunjhunwala	76,725	0.02	-	76,725	0.02	-	0.00
31	Saroj Bhartia	40	0.00	-	40	0.00	-	0.00
32	Savitri Devi Jindal	88,573	0.02	-	88,573	0.02	-	0.00
33	Seema Jajodia	900	0.00	-	900	0.00	-	0.00
34	Sminu Jindal	43,875	0.01	-	43,875	0.01	-	0.00
35	Stainless Investments Limited	1,442,895	0.30	0.30	1,442,895	0.30	0.30	0.00
36	Sun Investments Pvt. Limited	9,296,780	1.94	1.94	9,296,780	1.91	1.91	(0.03)
37	Tanvi Shete	11,995	0.00	-	11,995	0.00	-	0.00
38	Tarini Jindal Handa	12,000	0.00	-	12,000	0.00	-	0.00
39	Tripti Jindal	12,175	0.00	-	12,175	0.00	-	0.00
40	Urvi Jindal	11,605	0.00	-	11,605	0.00	-	0.00
41	Vrindavan Services Private Limited	4,946,705	1.03	1.03	4,946,705	1.02	1.02	(0.01)
42	JSL Overseas Holding Limited\$	54,260,440	11.32	11.18	54,260,440	11.14	11.00	(0.19)
43	Jindal Strips Limited	5,314,090	1.11	1.11	5,314,090	1.09	1.09	(0.02)
44	Siddeshwari Tradex Private Limited	2,755,890	0.58	0.58	2,755,890	0.57	0.57	(0.01)
45	Jindal Rex Exploration Private Limited	929,730	0.19	0.19	929,730	0.19	0.19	0.00

Sl. No.	Shareholder's Name	Shareholding at the beginning of the year – 1 <sup>st</sup> April, 2019 (Face value of ₹ 2/- each)			Shareholding at the end of the year – 31 <sup>st</sup> March, 2020 (Face value of ₹ 2/- each)			
		No. of Shares	% of total Shares of the Company	% of Shares Pledged / encumbered to total shares	No. of Shares	% of total Shares of the Company	% of Shares Pledged / encumbered to total shares	% change in share holding during the year
46	Jindal Stainless (Hisar) Limited	168,284,309	35.12	35.12	168,284,309	34.54	34.54	(0.58)
47	Jindal Coke Limited	6,920	0.00	-	6,920	0.00	-	0.00
48	Jindal United Steel Limited	6,920	0.00	-	6,920	0.00	-	0.00
49	Virtuous Tradecorp Private Limited	19,181,586	4.00	-	19,181,586	3.94	-	(0.07)
50	Sajjan Jindal (as a trustee for Sajjan Jindal Family Trust)	100	0.00	-	100	0.00	-	0.00
51	Sajjan Jindal (as a trustee for Sajjan Jindal Lineage Trust)	100	0.00	-	100	0.00	-	0.00
52	Sajjan Jindal (as a trustee for Sangita Jindal Family Trust)	100	0.00	-	100	0.00	-	0.00
53	Sajjan Jindal (as a trustee for Tarini Jindal Family Trust)	100	0.00	-	100	0.00	-	0.00
54	Sajjan Jindal (as a trustee for Tanvi Jindal Family Trust)	100	0.00	-	100	0.00	-	0.00
55	Sajjan Jindal (as a trustee for Parth Jindal Family Trust)	100	0.00	-	100	0.00	-	0.00
56	JSL Limited	-	-	-	8,012,940	1.64	-	1.64
	<b>Total</b>	<b>30,43,78,325</b>	<b>63.52</b>	<b>57.12</b>	<b>31,51,06,075</b>	<b>64.67</b>	<b>56.2</b>	<b>1.16</b>

\$ JSL Overseas Holding Limited also holds 8,367,492 GDS representing 16,734,984 Equity shares of Rs.2/- each.

## (iii) Change in Promoters' Shareholding (please specify, if there is no change)

Sr. No	Name of Shareholder	As on 1.4.2019		As on 31.3.2020		Date wise increase / decrease in promoter shareholding during the year			
		No. of Shares	% of total Shares of the Company	No. of Shares	% of total Shares of the Company	Date of issue of share/ disposed off	No of shares disposed off	No of shares acquired /issue	No. of shares at the end of the year
1	Abhinandan Investments Limited	811,350	0.17	811,350	0.17	-	-	-	811,350
2	Abhyuday Jindal	2,347,180	0.49	32,53,627	0.67	-	-	Refer note 1	32,53,627
3	Arti Jindal	14,390	0.00	14,390	0.00	-	-	-	14,390
4	Colarado Trading Co Ltd	2,074,930	0.43	2,074,930	0.43	-	-	-	2,074,930
5	Deepika Jindal	69,265	0.01	69,265	0.01	-	-	-	69,265
6	Ever Plus Securities & Finance Limited	1,157,835	0.24	1,157,835	0.24	-	-	-	1,157,835
7	Gagan Trading Company Limited	2,454,295	0.51	2,454,295	0.50	-	-	-	2,454,295
8	Goswamis Credits & Investments Limited	877,795	0.18	877,795	0.18	-	-	-	877,795
9	Hexa Securities & Finance Co Ltd	4,931,175	1.03	4,931,175	1.01	-	-	-	4,931,175
10	Jindal Equipment Leasing and Consultancy Services Limited	5,735,555	1.20	5,735,555	1.18	-	-	-	5,735,555
11	JSW Holdings Limited	460,720	0.10	460,720	0.09	-	-	-	460,720
12	Nalwa Sons Investments Limited	347,945	0.07	347,945	0.07	-	-	-	347,945
13	Kamal Kishore Bhartia	3,550	0.00	3,550	0.00	-	-	-	3,550
14	Manjula Finances Ltd	1,012,080	0.21	1,012,080	0.21	-	-	-	1,012,080
15	Mansarover Investments Limited	3,797,210	0.79	3,797,210	0.78	-	-	-	3,797,210
16	Meredith Traders Pvt Ltd	422,210	0.09	422,210	0.09	-	-	-	422,210

Sr. No.	Name of Shareholder	As on 1.4.2019		As on 31.3.2020		Date wise increase / decrease in promoter shareholding during the year			
		No. of Shares	% of total Shares of the Company	No. of Shares	% of total Shares of the Company	Date of issue of shares	No of shares disposed off	No of shares acquired	No. of shares at the end of the year
17	Nalwa Engineering Co Ltd	747,290	0.16	747,290	0.15	-	-	-	747,290
18	Nalwa Investment Ltd	1,707,110	0.36	1,707,110	0.35	-	-	-	1,707,110
19	Naveen Jindal	12,768	0.00	12,768	0.00	-	-	-	12,768
20	Naveen Jindal HUF	107,860	0.02	107,860	0.02	-	-	-	107,860
21	Parth Jindal	27,575	0.01	27,575	0.01	-	-	-	27,575
22	Prithvi Raj Jindal	31,298	0.01	31,298	0.01	-	-	-	31,298
23	P R Jindal HUF	58,290	0.01	58,290	0.01	-	-	-	58,290
24	Ratan Jindal	7,424,148	1.55	9,232,511	1.89	-	-	Refer Note 2	9,232,511
25	R K Jindal & Sons HUF	13,940	0.00	13,940	0.00	-	-	-	13,940
26	Renuka Financial Services Ltd	886,620	0.19	886,620	0.18	-	-	-	886,620
27	Rohit Tower Building Ltd	31,200	0.01	31,200	0.01	-	-	-	31,200
28	S K Jindal and Sons HUF	33,330	0.01	33,330	0.01	-	-	-	33,330
29	Sangita Jindal	94,658	0.02	94,658	0.02	-	-	-	94,658
30	Sarika Jhunjunwala	76,725	0.02	76,725	0.02	-	-	-	76,725
31	Saroj Bhartia	40	0.00	40	0.00	-	-	-	40
32	Savitri Devi Jindal	88,573	0.02	88,573	0.02	-	-	-	88,573
33	Seema Jajodia	900	0.00	900	0.00	-	-	-	900
34	Sminu Jindal	43,875	0.01	43,875	0.01	-	-	-	43,875
35	Stainless Investments Limited	1,442,895	0.30	1,442,895	0.30	-	-	-	1,442,895
36	Sun Investments Pvt. Limited	9,296,780	1.94	9,296,780	1.91	-	-	-	9,296,780
37	Tanvi Shete	11,995	0.00	11,995	0.00	-	-	-	11,995
38	Tarini Jindal Handa	12,000	0.00	12,000	0.00	-	-	-	12,000
39	Tripti Jindal	12,175	0.00	12,175	0.00	-	-	-	12,175
40	Urvi Jindal	11,605	0.00	11,605	0.00	-	-	-	11,605
41	Vrindavan Services Private Limited	4,946,705	1.03	4,946,705	1.02	-	-	-	4,946,705
42	JSL Overseas Holding Limited\$	54,260,440	11.32	54,260,440	11.14	-	-	-	54,260,440

Sr. No.	Name of Shareholder	As on 1.4.2019		As on 31.3.2020		Date wise increase / decrease in promoter shareholding during the year			
		No. of Shares	% of total Shares of the Company	No. of Shares	% of total Shares of the Company	Date of issue of shares	No of shares disposed off	No of shares acquired	No. of shares at the end of the year
43	Jindal Strips Limited	5,314,090	1.11	5,314,090	1.09	-	-	-	5,314,090
44	Siddeshwari Tradex Private Limited	2,755,890	0.58	2,755,890	0.57	-	-	-	2,755,890
45	Jindal Rex Exploration Private Limited	929,730	0.19	929,730	0.19	-	-	-	929,730
46	Jindal Stainless (Hisar) Limited	168,284,309	35.12	168,284,309	34.54	-	-	-	168,284,309
47	Jindal Coke Limited	6,920	0.00	6,920	0.00	-	-	-	6,920
48	Jindal United Steel Limited	6,920	0.00	6,920	0.00	-	-	-	6,920
49	Virtuous Tradecorp Private Limited	19,181,586	4.00	19,181,586	3.94	-	-	-	19,181,586
50	Sajjan Jindal (as a trustee for Sajjan Jindal Family Trust)	100	0.00	100	0.00	-	-	-	100
51	Sajjan Jindal (as a trustee for Sajjan Jindal Lineage Trust)	100	0.00	100	0.00	-	-	-	100
52	Sajjan Jindal (as a trustee for Sangita Jindal Family Trust)	100	0.00	100	0.00	-	-	-	100
53	Sajjan Jindal (as a trustee for Tarini Jindal Family Trust)	100	0.00	100	0.00	-	-	-	100
54	Sajjan Jindal (as a trustee for Tanvi Jindal Family Trust)	100	0.00	100	0.00	-	-	-	100
55	Sajjan Jindal (as a trustee for Parth Jindal Family Trust)	100	0.00	100	0.00	-	-	-	100
56	JSL Limited	-	-	8,012,940	1.64	shares allotted on 18.09.2019	-	-	8,012,940
		<b>304,378,325</b>	<b>63.51</b>	<b>315,106,075</b>	<b>64.67</b>				

'S' JSL Overseas Holding Limited also holds 8,367,492 GDS representing 16,734,984 Equity shares of Rs.2/- each.

Note 1: Details of shares acquired by Mr. Abhyuday Jindal

<b>Date</b>	<b>No. of shares disposed off</b>	<b>No. of shares acquired</b>
1-Apr-19	-	1,10,000
23-May-19	-	50,000
24-May-19	-	50,000
27-May-19	-	35,000
28-May-19	-	25,000
29-May-19	-	70,000
30-May-19	-	62,997
3-Jun-19	-	70,223
4-Jun-19	-	47,000
6-Jun-19	-	43,292
7-Jun-19	-	60,488
10-Jun-19	-	52,000
11-Jun-19	-	45,000
13-Jun-19	-	30,747
14-Jun-19	-	40,000
17-Jun-19	-	44,700
18-Jun-19	-	70,000
<b>Total</b>	-	<b>9,06,447</b>

Note 2: Details of shares acquired by Mr. Ratan Jindal

<b>Date</b>	<b>No. of shares disposed off</b>	<b>No. of shares acquired</b>
19-Jun-19	-	60,000
20-Jun-19	-	50,000
21-Jun-19	-	56,000
24-Jun-19	-	71,378
25-Jun-19	-	81,000
26-Jun-19	-	36,000
27-Jun-19	-	63,472
28-Jun-19	-	55,000
9-Aug-19	-	71,500
13-Aug-19	-	71,000
14-Aug-19	-	70,000
16-Aug-19	-	70,000
19-Aug-19	-	71,500
20-Aug-19	-	71,700
21-Aug-19	-	65,000
22-Aug-19	-	85,000
23-Aug-19	-	82,000
26-Aug-19	-	70,000
27-Aug-19	-	73,599
28-Aug-19	-	80,901
29-Aug-19	-	74,922
30-Aug-19	-	80,000
3-Sep-19	-	60,610
4-Sep-19	-	81,000
5-Sep-19	-	75,418
6-Sep-19	-	81,363
<b>Total</b>	-	<b>1,808,363</b>



(iv) Shareholding Pattern of top ten Shareholders (other than Directors, Promoters and Holders of GDRs and ADRs):

Sr. No.	Name of Shareholder	As on 1.4.2019		As on 31.3.2020		Date wise increase / decrease in shareholding during the year			
		No. of Shares	% of total Shares of the Company	No. of Shares	% of total Shares of the Company	Date	No of shares disposed off	No of shares acquired	No. of shares at the end of the year
1	KOTAK SPECIAL SITUATIONS FUND	NIL	NIL	27481027	5.64	17.01.2020	-	24764904	27481027
						07.02.2020	-	764538	
						28.02.2020	-	330604	
						06.03.2020	-	1120981	
						20.03.2020	-	500000	
2	ELM PARK FUND LIMITED	19726392	4.12	19726392	4.05	-	-	-	19726392
3	HYPNOS FUND LIMITED	19333711	4.03	18333711	3.76	28.02.2020	1,000,000	-	18333711
4	ALBULA INVESTMENT FUND LTD	3609070	0.75	10247050	2.10	07.02.2020	-	3882980	10247050
						21.02.2020	-	2755000	
5	ABU DHABI INVESTMENT AUTHORITY - BEHAVE	0	0.00	5680000	1.17	21.02.2020	-	2680000	5680000
						06.03.2020	-	1000000	
						20.03.2020	-	2000000	
6	BANK OF BARODA	3158567	0.66	3562659	0.73	19.04.2019	-	404092	3562659
7	CANARA BANK	2502300	0.52	2502300	0.51	-	-	-	2502300
8	AEQUITAS EQUITY SCHEME I	658401	0.14	1765256	0.36	05.04.2019	-	247073	1765256
						12.04.2019	-	305150	
						19.04.2019	-	374251	
						26.04.2019	-	107677	
						10.05.2019	-	50000	
						27.07.2019	-	22704	
9	ICICI BANK LIMITED	162975	0.03	964977	0.20	05.04.2019	-	69532	964977
						12.04.2019	-	132507	
						19.04.2019	-	77261	
						26.04.2019	1097	-	
						03.05.2019	-	75096	
						10.05.2019	6458	-	

Sr. No.	Name of Shareholder	As on 1.4.2019		As on 31.3.2020		Date wise increase / decrease in shareholding during the year			
		No. of Shares	% of total Shares of the Company	No. of Shares	% of total Shares of the Company	Date	No of shares disposed off	No of shares acquired	No. of shares at the end of the year
						17.05.2019	-	15066	
						24.05.2019	-	9081	
						31.05.2019	171860		
						07.06.2019	-	60827	
						14.06.2019	64302	-	
						21.06.2019		72912	
						29.06.2019	78303		
						05.07.2019	-	22522	
						12.07.2019	-	288671	
						19.07.2019	7014	-	
						26.07.2020	-	4159	
						02.08.2019	34400	-	
						09.08.2019	11688	-	
						16.08.2019	1962	-	
						23.08.2019	-	25596	
						30.08.2019	395944	-	
						06.09.2019	-	5067	
						13.09.2019	-	4707	
						20.09.2019	-	39901	
						27.09.2019	11985	-	
						30.09.2019	-	3151	
						04.10.2019	-	808	
						11.10.2019	-	4938	
						18.10.2019	5097	-	
						25.10.2019	-	4947	
						01.11.2019	189	-	
						08.11.2019	-	2066	
						15.11.2019	-	13650	
						22.11.2019	-	182315	
						29.11.2019	-	101499	
						06.12.2019	223344	-	
						13.12.2019	-	156657	
						20.12.2019	-	89520	
						27.12.2019	151781	-	
						31.12.2019	-	7615	

Sr. No.	Name of Shareholder	As on 1.4.2019		As on 31.3.2020		Date wise increase / decrease in shareholding during the year			
		No. of Shares	% of total Shares of the Company	No. of Shares	% of total Shares of the Company	Date	No of shares disposed off	No of shares acquired	No. of shares at the end of the year
						03.01.2020	-	34575	
						10.01.2020	-	52985	
						17.01.2020	-	101896	
						24.01.2020	-	12706	
						31.01.2020	19212	-	
						07.02.2020	230618	-	
						14.02.2020	15028	-	
						21.02.2020	-	141097	
						28.02.2020	-	126321	
						06.03.2020	59831	-	
						13.03.2020	-	61527	
						20.03.2020	-	265635	
						27.03.2020	-	26286	
						31.03.2020	984	-	
10.	INDIA MAX INVESTMENT FUND LIMITED	3997980	0.83	115000	0.02	07.02.2020	3882980	-	115000
11.	STATE BANK OF INDIA	13055686	2.72	0	0.00	05.04.2019	1639941	-	0
						12.04.2019	1975	-	
						24.05.2019	11823	-	
						31.05.2019	133743	-	
						21.06.2019	269582	-	
						29.06.2019	247595	-	
						23.08.2019	72751	-	
						30.08.2019	55132	-	
						13.09.2019	155649	-	
						20.09.2019	8530	-	
						10.01.2020	10458965	-	
12.	PUNJAB NATIONAL BANK	8059872	1.68	0	0.00	10.01.2020	8059872	-	0
13.	IDBI BANK LTD.	3196930	0.67	0	0.00	10.01.2020	3196930	-	0
14.	ELARA INDIA OPPORTUNITIES FUND LIMITED	2755000	0.57	0	0.00	21.02.2020	2755000	-	0
15.	ACADIAN EMERGING SMALL CAP FUND LLC	0	0.00	654299	0.13	13.12.2019		14985	654299
						20.12.2019		54520	
						17.01.2020		74814	
						07.02.2020		36631	
						14.02.2020		93936	
						28.02.2020		100720	
						13.03.2020		278693	

**(v) Shareholding of Directors and Key Managerial Personnel:**

Sr . No.	Name of Shareholder	As on 01.04.2019		As on 31.03.2020		Date wise increase / decrease in shareholding during the year			
		No. of Shares	% of total Shares of the Company	No. of Shares	% of total Shares of the Company	Date*	No of shares disposed off	No of shares acquired	No. of shares at the end of the year
1	Mr. Ratan Jindal	74,24,148	1.55	9,232,511	1.89	Refer Note 2 above			92,32,511
2	Mr. Abhyuday Jindal	23,47,180	0.49	32,53,627	0.67	Refer Note 1 above			32,53,627
3	Mr. Gautam Kanjilal	-	-	-	-	-	-	-	-
4	Mr. Suman Jyoti Khaitan	-	-	-	-	-	-	-	-
5	Mr. Tarun Kumar Khulbe	34,076	0.00	47,076	0.00	30.09.2019	-	13,000	47,076
6	Ms. Bhaswati Mukherjee	-	-	-	-	-	-	-	-
7	Mrs. Arti Luniya	-	-	-	-	-	-	-	-
8	Mr. Jayaram Easwaran	-	-	-	-	-	-	-	-
9	Mr. Anurag Mantri	11,676	0.00	39,269	0.00	09.03.2020	-	10,000	39,269
						11.03.2020	-	7,000	
						12.03.2020	-	7,593	
						23.03.2020	-	1,000	
						24.03.2020	-	2,000	
10	Mr. Navneet Raghuvanshi	-	-	-	-	-	-	-	

## V. INDEBTEDNESS

Indebtedness of the Company including interest outstanding / accrued but not due for payment

(Amount in ₹ Crore)

Particulars	Secured Loans excluding deposits	Unsecured Loans	0.01% Optionally Convertible Redeemable Preference Shares	Working Capital	Total Indebtedness
<b>Indebtedness at the beginning of the financial year – 1<sup>st</sup> April, 2019</b>					
(i) Principal Amount	2,049.83	900	694.92	472.97	4,117.72
(ii) Interest due but not paid	81.00	-	-	-	81.00
(iii) Interest accrued but not due	17.36	-	-	-	17.36
<b>Total (i+ii+iii)</b>	<b>2,148.19</b>	<b>900</b>	<b>694.92</b>	<b>472.97</b>	<b>4,216.08</b>
<b>Change in Indebtedness during the financial year</b>					
(i) Addition	883.75	-	-	-	883.75
(ii) Reduction	(492.66)	-	(694.92)	(75.41)	(1,262.99)
Net Change	391.09	-	(694.92)	(75.41)	(379.24)
<b>Indebtedness at the end of the financial year – 31<sup>st</sup> March, 2020</b>					
(i) Principal Amount	2357.18	900	-	397.56	3654.74
(ii) Interest due but not paid	11.60	-	-	-	11.60
(iii) Interest accrued but not due	170.50	-	-	-	170.50
<b>Total (i+ii+iii)</b>	<b>2,539.28</b>	<b>900</b>	<b>-</b>	<b>397.56</b>	<b>3,836.84</b>

## VI. REMUNERATION OF DIRECTORS AND KEY MANAGERIAL PERSONNEL

### A. REMUNERATION TO MANAGING DIRECTOR, WHOLE-TIME DIRECTORS AND/OR MANAGER:

(Amount in ₹ Lakhs)

Sl. No.	Particulars of Remuneration	Name of MD / WTD / Manager			Total Amount
		Mr. Ratan Jindal (CMD)*	Mr. Abhyuday Jindal (MD)**	Mr. Tarun Kumar Khulbe (WTD)	
1.	<b>Gross Salary</b>				
	(a) Salary as per provisions contained in Section 17(1) of the Income-tax Act, 1961	NIL	NIL	150.13	150.13
	(b) Value of perquisites u/s 17(2) of Income-tax Act, 1961	NIL	NIL	0.39	0.39

	(c) Profits in lieu of salary u/s 17(3) of Income-tax Act, 1961	NIL	NIL	NIL	NIL
2.	Stock Option	NIL	NIL	NIL	NIL
3.	Sweat Equity	NIL	NIL	NIL	NIL
4.	Commission	NIL	NIL	NIL	NIL
	- as % of profit	NIL	NIL	NIL	NIL
	- others, specify	NIL	NIL	NIL	NIL
5.	Others - Provident Fund	NIL	NIL	5.54	5.54
	- Reimbursement	NIL	NIL	4.04	4.04
	<b>Total (A)</b>	<b>NIL</b>	<b>NIL</b>	<b>160.1</b>	<b>160.1</b>
	Ceiling as per the Act ***				

\* Mr. Ratan Jindal did not receive any remuneration from the Company. However, he has received salary of Rs. 13.92 Crore from Jindal Stainless FZE Dubai subsidiary of the Company during the Financial year 2019-20.

\*\* Mr. Abhyuday Jindal did not receive any remuneration from the Company

## B. REMUNERATION TO OTHER DIRECTORS

### 1. Independent Directors

(Amount in ₹ Lakhs)

Particulars of Remuneration	Name of Directors						
	Mr. Suman Jyoti Khaitan	Mr. T.S. Bhattacharya <sup>1</sup>	Dr. Rajeev Uberoi <sup>2</sup>	Mr. Jayaram Easwaran	Ms. Bhaswati Mukherjee	Mrs. Arti Luniya <sup>3</sup>	Total Amount
Fee for attending board /committee meetings	5.60	1.50	1.30	3.30	4.90	1.00	17.60
Commission	-	-	-	-	-	-	-
Others, please specify	-	-	-	-	-	-	-
<b>Total (1)</b>	<b>5.60</b>	<b>1.50</b>	<b>1.30</b>	<b>3.30</b>	<b>4.90</b>	<b>1.00</b>	<b>17.60</b>

1. Mr. T.S. Bhattacharya ceased to be Independent Director of the Company w.e.f. 22<sup>nd</sup> September, 2019, on completion of his second term as Independent Director.

2. Due to personal reasons, Dr. Rajeev Uberoi resigned from the position of Independent Director w.e.f. 2nd July 2019.

3. Mrs. Arti Luniya was appointed as an Independent Director of the Company w.e.f. 26<sup>th</sup> November, 2019.

## 2. Other Non-Executive Directors

(Amount in ₹ Lakhs)

Other Non-Executive Directors	Mr. Gautam Kanjilal	Total Amount
Fee for attending board committee meetings	4.80	4.80
Commission	-	-
Others, please specify	-	-
<b>Total (2)</b>	<b>4.80</b>	<b>4.80</b>
Total Managerial Remuneration (A+B)		
Overall Ceiling as per the Act***	N.A.	N.A.

\*\*\*The above said remuneration of Executive Director is within the limits as prescribed under Schedule V of the Companies Act, 2013 and as per the approval received from the members of the Company. The non-executive directors were paid sitting fees as per the provisions of the Companies Act, 2013.

## C. REMUNERATION TO KEY MANAGERIAL PERSONNEL OTHER THAN MD / MANAGER / WTD

(Amount in ₹ Lakhs)

Sl. No.	Particulars of Remuneration	Key Managerial Personnel		
		Mr. Anurag Mantri (CFO)	Mr. Navneet Raghuvanshi (CS)	Total
1.	Gross Salary			
	(a) Salary as per provisions contained in Section 17(1) of the Income-tax Act, 1961	182.39	70.90	253.29
	(b) Value of perquisites u/s 17(2) of Income-tax Act, 1961	0.39	1.81	2.2
	(c) Profits in lieu of salary u/s 17(3) of Income-tax Act, 1961	-	-	-
2.	Stock Option	-	-	-
3.	Sweat Equity	-	-	-
4.	Commission	-	-	-
	- as % of profit	-	-	-
	- others, specify	-	-	-
5.	Others - Provident Fund	6.82	2.56	9.38
	- Reimbursement	3.87	5.22	9.09
	<b>Total</b>	<b>193.47</b>	<b>80.49</b>	<b>273.96</b>

**VII. PENALTIES / PUNISHMENT / COMPOUNDING OF OFFENCES:**

Type	Section of the Companies Act	Brief Description	Details of Penalty / Punishment / Compounding	Authority [RD / NCLT / COURT]	Appeal made, if any (give details)
<b>A. COMPANY</b>					
Penalty	NIL				
Punishment	NIL				
Compounding	NIL				
<b>B. DIRECTORS</b>					
Penalty	NIL				
Punishment	NIL				
Compounding	NIL				
<b>C. OTHER OFFICERS IN DEFAULT</b>					
Penalty	NIL				
Punishment	NIL				
Compounding	NIL				

For and on behalf of the Board of Directors

Place: New Delhi  
Date: 6 June, 2020

**Abhyuday Jindal**      **Tarun Kumar Khulbe**  
**Managing Director**      **Wholetime Director**  
**DIN: 07290474**      **DIN: 07302532**



## ANNEXURE V TO DIRECTORS REPORT

### FORM NO. AOC-2

(Pursuant to Clause (h) of sub-section (3) of section 134 of the Act and Rule 8(2) of the Companies (Accounts) Rules, 2014)

Form for disclosure of particulars of contracts/arrangements entered into by the Company with related parties referred to in sub-section (1) of Section 188 of the Companies Act, 2013 including certain arm's length transactions under third proviso thereto.

#### 1. DETAILS OF CONTRACTS OR ARRANGEMENTS OR TRANSACTIONS NOT AT ARM'S LENGTH BASIS:

(a)	Name(s) of the related party and nature of relationship	<b>NIL</b> (All contract or arrangement or transactions with related parties are at arm's length basis)
(b)	Nature of contracts/ arrangements/ transactions	
(c)	Duration of the contracts / arrangements/transactions	
(d)	Salient terms of the contracts or arrangements or transactions including the value, if any	
(e)	Justification for entering into such contracts or arrangements or transactions	
(f)	Date(s) of approval by the Board	
(g)	Amount paid as advances, if any	
(h)	Date on which the special resolution was passed in general meeting as required under first proviso to Section 188	

#### 2. DETAILS OF MATERIAL CONTRACTS OR ARRANGEMENT OR TRANSACTIONS AT ARM'S LENGTH BASIS:

(a)	Name(s) of the related party and nature of relationship	<b>Jindal Stainless (Hisar) Limited</b> <i>(Jindal Stainless (Hisar) Limited is a public limited company in which two Directors of the Company are also directors and hold more than 2% of its paid up share capital).</i>
(b)	Nature of contracts/ arrangements/ transactions	Sale, purchase or supply of materials and services, Cash Flow Support as per Asset Management Plan, etc.
(c)	Duration of the contracts/ arrangements/ transactions	April, 2019 to March, 2020
(d)	Salient terms of the contracts or arrangements or transactions including the value, if any	Sale, purchase or supply of materials and services, Cash Flow Support etc. amounting to approx. Rs. 1,610 Crore.
(e)	Date(s) of approval by the Board, if any	6 <sup>th</sup> February, 2019
(f)	Amount paid as advances, if any	-

**For and on behalf of the Board of Directors**

Place: New Delhi  
Date: 6 June, 2020

<b>Abhyuday Jindal</b> Managing Director DIN: 07290474	<b>Tarun Kumar Khulbe</b> Wholetime Director DIN: 07302532
--	--

## REPORT ON CORPORATE GOVERNANCE

In accordance with Regulation 34(3) read with Schedule V to the Securities and Exchange Board of India (Listing Obligations and Disclosure Requirements) Regulations, 2015, as amended (“SEBI LODR”), the report containing the details of Corporate Governance systems and processes at Jindal Stainless Limited (“JSL/Company”) is as follows:

### 1. COMPANY'S PHILOSOPHY ON THE CODE OF CORPORATE GOVERNANCE:

Corporate Governance is creation and enhancing long term sustainable value for the stakeholders through ethically driven business process. At JSL, it is imperative that your Company affairs are managed in a fair and transparent manner. We recognize communication as a key element of the overall corporate governance framework and therefore, emphasize on seamless and efficient flow of relevant communication to all external constituencies. We believe that appropriate disclosure procedures, transparent accounting policies, strong and independent Board practices and highest level of ethical standards are critical to enhance and retain investor's trust and generate sustainable corporate growth. We also believe that Corporate Governance is not just a definition but a journey to constantly improve sustainable value creation.

Keeping the above principles and beliefs in mind, your Company has formed the Corporate Governance Framework on the following broad practices:

- (a) Engaging a diverse and highly professional, experienced and competent Board of Directors, with versatile expertise in industry, finance, management and law;
- (b) Deploying well defined governance structures that establish checks and balances and delegates decision making to appropriate levels in the organization;
- (c) Adoption and implementation of fair, transparent and robust systems, processes, policies and procedures;
- (d) Making high levels of disclosures for dissemination of corporate, financial and operational information to all its stakeholders; and
- (e) Having strong systems and processes to ensure full and timely compliances with all legal and regulatory requirements and zero tolerance for non-compliance.

### 2. BOARD OF DIRECTORS:

#### (i) Composition and Category of Directors

The Board of Directors of your Company has an optimum combination of Executive and Non-Executive Directors, in conformity with Regulation 17 of the SEBI LODR. As at 31<sup>st</sup> March, 2020, the Board of your Company consisted of eight Directors, out of which four are Non-Executive Independent Directors including two Independent Woman Directors.

Details with respect to size and composition of Board of Directors are given hereunder:

Category	Name of Directors
Promoter Directors	Mr. Ratan Jindal, Chairman and Managing Director <sup>1</sup> Mr. Abhyuday Jindal, Managing Director
Whole-time Director	Mr. Tarun Kumar Khuble
Independent Non-executive Directors	Mr. Suman Jyoti Khaitan <sup>2</sup> Mr. Jayaram Easwaran <sup>3</sup> Ms. Bhaswati Mukherjee Mrs. Arti Luniya <sup>4</sup>
Nominee Director – State Bank of India (Lender)	Mr. Gautam Kanjilal

- 1 *Mr. Ratan Jindal was re-appointed as Chairman and Managing Director of the Company for a period of three years w.e.f. 1<sup>st</sup> April, 2019.*
- 2 *Mr. Suman Jyoti Khaitan was re-appointed as an Independent Non- Executive Director for a second term of 3 years w.e.f. September 22, 2019.*
- 3 *Mr. Jayaram Easwaran was appointed as an Independent Non-executive Director of the Company w.e.f. 5<sup>th</sup> August, 2019.*
- 4 *Mrs. Arti Luniya was appointed as an Independent Non-executive Director of the Company w.e.f. 26<sup>th</sup> November, 2019.*

## **(ii) Independent Directors**

The Company has received declarations as stipulated under Section 149(7) of the Companies Act, 2013 (“the Act”) and Regulation 16 of the SEBI LODR from the Independent Directors confirming that:

- a. They are independent, and
- b. They are not disqualified.

The Independent Directors had confirmed that they fulfill the conditions specified in the SEBI LODR/ the Act and they are independent to the management of the Company. Further, in terms of Regulation 25(8) of SEBI LODR, the Independent Directors have also confirmed that they are not aware of any circumstances or situation which exists or may be reasonably anticipated that could impair or impact their ability to discharge their duties. Dr. Rajeev Uberoi resigned from the position of Independent Director w.e.f. 2<sup>nd</sup> July 2019, due to personal reasons and had confirmed that other than the said reason there were no other material reasons for his resignation from the position of Independent Director of the Company. Mr. T.S. Bhattacharya ceased to be Director of the Company w.e.f. 22<sup>nd</sup> September, 2019, due to completion of second term as Independent Director of the Company.

Your Company had also issued formal appointment letters to the Independent Directors in the manner provided under the Act and the SEBI LODR. The terms and conditions of the appointment of Independent Directors have been displayed on the website of the Company and can be accessed through the following link:

<http://jislstainless.com/pdf/Terms%20&%20conditions%20of%20Appointment%20of%20Independent%20Directors.pdf>

## **(iii) Board Meetings**

During the financial year 2019-20, four Board meetings were held on 20<sup>th</sup> May, 2019, 5<sup>th</sup> August, 2019, 11<sup>th</sup> November, 2019 and 11<sup>th</sup> February, 2020. The gap between any two consecutive meetings was within the limit prescribed under the Act. The necessary quorum was present during all the meetings.

## **(iv) Attendance of Directors, Directorships and other details**

Attendance of Directors at the Board Meetings, last Annual General Meeting and number of Directorships and Chairmanships / Memberships of Committee(s) in other public companies as on 31<sup>st</sup> March, 2020 are given below:

<b>Name of Director</b>	<b>No. of Board Meetings attended</b>	<b>Attendance at last AGM</b>	<b>No. of Directorships held in other companies</b>	<b>No. of Memberships(M) / Chairmanships (C) in other Board Committee(s)</b>	<b>No. of Shares and Convertible Instruments held by Non-Executive Directors</b>
Mr. Ratan Jindal <sup>1</sup>	2	Yes	5	Nil	N.A.
Mr. Abhyuday Jindal <sup>1</sup>	4	No	1	1(M)	N.A.

Mr. Gautam Kanjilal	4	Yes	4	1(M), 3(C)	-
<b>Name of Director</b>	<b>No. of Board Meetings attended</b>	<b>Attendance at last AGM</b>	<b>No. of Directorships held in other companies</b>	<b>No. of Memberships(M) / Chairmanships (C) in other Board Committee(s)</b>	<b>No. of Shares and Convertible Instruments held by Non-Executive Directors</b>
Mr. Suman Jyoti Khaitan	4	No	2	3(M)	-
Mr. T.S. Bhattacharya <sup>2</sup>	1	No	N.A.	N.A.	N.A.
Ms. Bhaswati Mukherjee	4	No	2	Nil	-
Dr. Rajeev Uberoi <sup>3</sup>	1	N.A.	N.A.	N.A.	N.A.
Mr. Tarun Kumar Khulbe	4	No	2	Nil	N.A.
Mr. Jayaram Easwaran <sup>4</sup>	3	Yes	Nil	Nil	-
Mrs. Arti Luniya <sup>5</sup>	1	N.A.	1	1	-

- 1 No Director is related to any other Director on the Board except Mr. Ratan Jindal and Mr. Abhyuday Jindal, who are father and son respectively. Mr. Ratan Jindal was re-appointed as Chairman and Managing Director for a period of three years w.e.f. 1<sup>st</sup> April, 2019.*
- 2 Consequent upon completion of second term as Independent Director, Mr. T.S. Bhattacharya ceased to be Director of the Company w.e.f. 22<sup>nd</sup> September, 2019.*
- 3 Due to personal reasons, Dr. Rajeev Uberoi resigned from the position of Independent Director w.e.f. 2<sup>nd</sup> July 2019.*
- 4 Mr. Jayaram Easwaran was appointed as Independent Non-executive Director of the Company w.e.f. 5<sup>th</sup> August, 2019.*
- 5 Mrs. Arti Luniya was appointed as Independent Non-executive Director of the Company w.e.f. 26<sup>th</sup> November, 2019.*
- 6 Directorships do not include directorships in foreign companies, private limited companies and companies under Section 8 of the Act.  
N.A. - Not Applicable*

None of the Directors on the Board is a Director in more than 20 companies (including not more than 10 public limited companies) as specified in Section 165 of the Act. In terms of the regulations of SEBI LODR, none of the Directors of the Company:

- holds Directorship in more than eight listed entities, and;
- are member in more than 10 committees or acting as a Chairperson of more than 5 committees across all listed entities.

Further, for the purpose of determining the limit of the Board Committee, chairpersonship and membership of the Audit Committee and the Stakeholders' Relationship Committee alone has been considered as per Regulation 26 (1) (b) of SEBI LODR.

Also, none of the Independent Directors of the Company:

- serves as an Independent Director in more than seven listed companies, and;
- acts as a whole-time Director in any listed entity

**Names of the listed entities where the Directors of the Company are Directors, are mentioned hereunder:**

S. No.	Name of Directors	Number of Directorship	Name of Listed entity	Category of Directorship in other Listed entity
1	Mr. Ratan Jindal	1	Jindal Stainless (Hisar) Limited	Non-Executive Director
2	Mr. Abhyuday Jindal	1	Jindal Stainless (Hisar) Limited	Executive- Director
3	Mr. Gautam Kanjilal	2	<ul style="list-style-type: none"> <li>• Shalimar Paints Limited</li> <li>• Optiemus Infracom Limited</li> </ul>	Non-Executive Independent Director
4	Mr. Suman Jyoti Khaitan	2	<ul style="list-style-type: none"> <li>• Indo Rama Synthetics (India) Limited</li> <li>• Oriental Carbon &amp; Chemicals Limited</li> </ul>	Non-Executive Independent Director
5	Mr. Jayaram Easwaran	NIL	NIL	N.A.
6	Ms. Bhaswati Mukherjee	2	<ul style="list-style-type: none"> <li>• JK Lakshmi Cement Limited</li> <li>• Udaipur Cement Works Limited</li> </ul>	Non-Executive Independent Director
7	Mrs. Arti Luniya	1	Jindal Stainless (Hisar) Limited	Non-Executive Independent Director
8	Mr. Tarun Kumar Khulbe	NIL	NIL	N.A.

**(v) Board Meetings, its Committee Meetings and Procedure thereof:**

**A. Scheduling and selection of agenda items for Board/ Committee Meetings**

- (i) The Board meets at least once in a quarter to review the financial results, performance of the Company and other items on the agenda. Apart from the four Board Meetings, additional Board Meetings are also convened as and when required to address the specific needs of the Company by giving appropriate notice to the Directors. The Board also approves permitted urgent matters by passing the resolutions through circulation.
- (ii) The meetings are usually held at the Company's corporate office at New Delhi.
- (iii) All divisions/departments in the Company are encouraged to plan their functions well in advance, particularly with regard to matters requiring discussion/approval/decision in the Board/Committee meetings. All such matters are communicated to the Company Secretary in advance so that the same could be included in the agenda for the Board meetings.
- (iv) The Board is given presentations on finance, sales and marketing, risk management, performance of subsidiaries and the major business segments and operations of the Company, while considering the results of the Company.
- (v) The Company Secretary, in consultation with the Chairman and Managing Director / Managing Director / Whole Time Director and other concerned persons in the senior management, finalizes the agenda papers for the Board / Committee meetings.

## **B. Distribution of Board Agenda**

- (i) Agenda papers are circulated to the Directors, in advance, in the defined agenda format. All material information is incorporated in the agenda papers for facilitating meaningful, informed and focused discussions at the meeting. Where it is not possible to attach any document to the agenda, the same is placed on the table at the meeting with specific reference to this effect in the agenda.
- (ii) With the permission of Chairman and all other directors present at the meeting, additional or supplementary item(s) in the agenda are taken up for discussion and consideration. Sensitive matters may be discussed at the meeting without written material being circulated in advance for the meeting.

## **C. Recording minutes of proceedings at Board / Committee meeting**

The Company Secretary records the minutes of the proceedings of each Board and Committee Meetings. Draft minutes of the meetings are circulated to the Directors within 15 days of the meetings for their comments / inputs. The Directors are requested to share their comments/ inputs within 7 days of circulation of draft minutes. Thereafter, the minutes of the proceedings of meeting are entered in the minutes book within thirty days from the conclusion of the meeting and signed by the Chairman of the next Board / Committee Meeting. Further, the signed and certified true copy of the minutes of the last meetings are circulated to all the Directors within 15 days of signing of the minutes.

## **D. Post meeting follow up mechanism**

There is an effective post meeting follow-up, review and reporting process for the action taken on decisions of the Board and Committees. Important decisions taken at Board / Committee meetings are communicated promptly to the concerned departments / divisions. Action Taken Report on the decisions taken during a Board meeting is placed at the next Board Meeting.

## **E. Compliance**

The Company is in compliance of the applicable provisions of the SEBI LODR including compliance with Corporate Governance requirements.

F. During the period under review, the Board has accepted all the recommendations made by the Committees of Directors.

Further, the certificates relating to compliance of applicable provisions of law, signed by the Heads of the Departments are placed in every Board Meeting.

## **(vi) Familiarization Programme for Board Members including Independent Directors**

The Board members are provided with necessary documents/brochures, reports and internal policies to enable them to familiarize with Company's procedures and practices.

Periodic presentations are made at the Board and Committee meetings, on business and performance updates of the Company, global business environment, business strategy and risks involved. The Company through its Key Managerial Personnel / Senior Managerial Personnel makes presentations periodically to familiarize the Independent Directors with the nature of the industry, business model, strategy, operations and functions of the Company and to apprise them about their roles, rights and responsibilities in the Company to enable them to make effective contribution and discharge their functions as a Board Member.

The Independent Directors are given every opportunity to interact with the Key / Senior Management Personnel and are given all the documents sought by them for enabling a good understanding of the Company, its various operations and the industry of which it is a part.

The familiarization programme for Independent Directors in terms of the provisions of Regulations 25 and 46 of the SEBI LODR is uploaded on the website of the Company and can be accessed through the following link:

<https://jislstainless.com/pdf/DETAILS%20OF%20FAMILIARIZATION%20%20PROGRAMMES%20IMPARTED%20TO%20INDEPENDENT%20DIRECTORS%20JSL.pdf>

#### (vii) Desired skill/ expertise/ competence of the Board of Directors

In terms of SEBI (Listing Obligations and Disclosure Requirements) (Amendment) Regulations, 2018, the Board of Directors at their meeting held on 20<sup>th</sup> May, 2019 has identified the skills/expertise/competencies within the Board as a whole. Further, the Board of Directors at their meeting held on 6<sup>th</sup> June, 2020 had identified the names of directors who have such skills/expertise/competencies available with respective Board member of the Company as per below matrix:

Areas of Core Skills/Expertise/ Competence	Mr. Ratan Jindal	Mr. Abhyuday Jindal	Mr. Gautam Kanjilal	Mr. Suman Jyoti Khaitan	Mr. Jayaram Easwaran	Ms. Bhaswati Mukherjee	Mrs. Arti Luniya	Mr. Tarun Kumar Khulbe
Project management	Yes	Yes	Yes	No	No	No	Yes	Yes
Supply Chain Management	Yes	Yes	Yes	No	No	No	Yes	Yes
Strategic & General Management	Yes	Yes	Yes	Yes	Yes	Yes	Yes	Yes
Credit Management & Forex	Yes	Yes	Yes	No	No	No	No	Yes
Project Finance & Debt Syndication	Yes	Yes	Yes	No	No	No	No	Yes
Economics	Yes	Yes	Yes	Yes	Yes	Yes	Yes	Yes
Administrative Reforms	Yes	Yes	Yes	Yes	Yes	Yes	Yes	Yes
Law	Yes	Yes	Yes	Yes	Yes	Yes	Yes	Yes
Corporate Governance	Yes	Yes	Yes	Yes	Yes	Yes	Yes	Yes
Sales & marketing	Yes	Yes	Yes	No	Yes	No	Yes	Yes
Global Business	Yes	Yes	Yes	Yes	Yes	Yes	Yes	Yes
Technology	Yes	Yes	No	No	No	No	No	Yes
Merger & Amalgamation	Yes	Yes	Yes	Yes	Yes	No	Yes	Yes
Human Resource	Yes	Yes	Yes	Yes	Yes	Yes	Yes	Yes

#### (viii) Independent Directors' meeting

In accordance with the provisions of Schedule IV (Code for Independent Directors) to the Act, and Regulation 25 of the SEBI LODR, a meeting of the Independent Directors of the Company was held on 5th June, 2020, without the presence of Non-Independent Directors and representatives of the management. All the Independent Directors were present at the meeting. The Independent Directors *inter-alia*, reviewed the performance of non-independent directors,

Chairman and the Board of Directors as a whole, for the financial year 2019-20, taking into account the views of the Executive and Non- Executive Directors. The Independent Directors also evaluated the quality, content and timeliness of flow of information between the company management and the Board and its member that is necessary for the Board to effectively and reasonably perform its duties.

#### (ix) Evaluation of Board Effectiveness

1. In terms of the provisions of the Act, and Regulation 19 of the SEBI LODR which *inter-alia* set forth formulation of criteria of evaluation of Independent Directors and the Board of Directors, the Board of Directors upon the recommendation of the Nomination and Remuneration Committee, have to evaluate the effectiveness of the Board. Accordingly, the performance evaluation of the Board, each Director and the Committees of the Board were carried out for the financial year ended 31<sup>st</sup> March, 2020.
2. The purpose of the Board evaluation is to achieve persistent and consistent improvement in the governance of the Company at the Board level with the participation of all concerned in an environment of harmony. The Board acknowledges its intention to establish and follow best practices in Board Governance in order to fulfil its fiduciary obligation to the Company. The Board believes the evaluation will lead to a closer working relationship among the Board members, greater efficiency in the use of the Board's time and increased effectiveness of the Board as a governing body.
3. The evaluation of the Directors was based on various aspects, *inter-alia*, including the level of participation in the Board Meetings, understanding of their roles and responsibilities, business of the Company along with the environment and effectiveness of their contribution.

### 3. BOARD COMMITTEES

The Committees constituted by the Board play a very important role in the governance structure of the Company. The composition and the terms of reference of these Committees are approved by the Board and are in line with the requirement of the Companies Act, 2013 and Regulations 18, 19 and 20 of the SEBI LODR. The Board is updated on the discussions held at the Committee meetings and the recommendations made by various Committees. Further, the minutes of the Committee meetings are placed at the Board meetings. Currently there are following 7 (seven) committees of the Board viz. Audit Committee, Nomination and Remuneration Committee, Stakeholders Relationship Committee, Corporate Social Responsibility Committee, Share Transfer Committee, Sub-Committee and Risk Management Committee.

#### Meetings of Board Committees held during the year and Member's attendance:

Particulars	Audit Committee	Nomination & Remuneration Committee	Stakeholders' Relationship Committee	Corporate Social Responsibility Committee	Risk Management Committee	Sub-Committee
Meetings Held	4	2	4	2	1	17
Members' Attendance						
Mr. Ratan Jindal	NA	1	NA	0	NA	NA
Mr. Abhyuday Jindal	NA	NA	4	1	1	16
Mr. Tarun Kumar Khulbe	NA	NA	4	2	1	17
Mr. Gautam Kanjilal	4	BA	NA	NA	NA	NA
Mr. Suman Jyoti Khaitan	4	2	4	NA	NA	1
Ms. Bhaswati Mukherjee <sup>1</sup>	3	1	NA	1	NA	NA



Mr. Jayaram Easwaran <sup>2</sup>	1	NIL	NA	NA	1	NA
Mr. T. S. Bhattacharya <sup>3</sup>	1	1	NA	1	NA	NA
Dr. Rajeev Uberoi <sup>4</sup>	1	NA	NA	NA	NA	NA

1. Ms. Bhaswati Mukherjee was inducted as member of the Audit Committee w.e.f. 24<sup>th</sup> July, 2019; Nomination and Remuneration Committee w.e.f. 2<sup>nd</sup> August, 2019 and Corporate Social Responsibility Committee w.e.f. 11<sup>th</sup> November, 2019.
2. Mr. Jayaram Easwaran was inducted as member of the Audit Committee, Nomination and Remuneration Committee and Risk Management Committee w.e.f. 11<sup>th</sup> November, 2019;
3. Consequent upon completion of second term as Independent Director, Mr. T.S. Bhattacharya ceased to be Director of the Company w.e.f. 22<sup>nd</sup> September, 2019 and consequently member of the Audit Committee, Nomination and Remuneration Committee and Corporate Social Responsibility Committee.
4. Due to personal reasons, Dr. Rajeev Uberoi resigned from the position of Independent Director w.e.f. 2<sup>nd</sup> July 2019 and consequently member of the Audit Committee.

#### (i) Audit Committee

##### Composition:

The composition and terms of Reference of the Audit Committee are in conformity with the provisions of Section 177 of the Act, read with the Companies (Meetings of Board and its Powers) Rules, 2014 and Regulation 18 of the SEBI LODR. The composition of the Audit Committee as on March 31, 2020 is as under:

Name of Committee Member*	Category	Status
Mr. Suman Jyoti Khaitan	Independent Director	Chairman
Ms. Bhaswati Mukherjee <sup>1</sup>	Independent Director	Member
Mr. Jayaram Easwaran <sup>2</sup>	Independent Director	Member
Mr. Gautam Kanjilal	Nominee Director, Non-Independent	Member

1. Ms. Bhaswati Mukherjee was inducted as a member of the Committee w.e.f 24<sup>th</sup> July, 2019.
2. Mr. Jayaram Easwaran was inducted as a member of the Committee w.e.f. 11<sup>th</sup> November, 2019.

\*Consequent upon completion of second term as Independent Director, Mr. T.S. Bhattacharya ceased to be Director and consequently the member of the Audit Committee of the Company w.e.f. 22<sup>nd</sup> September, 2019. Further, Dr. Rajeev Uberoi resigned from the position of Independent Director w.e.f. 2<sup>nd</sup> July 2019. Accordingly, Dr. Uberoi ceased to be member of the Audit Committee of the Company w.e.f 2<sup>nd</sup> July, 2019.

##### Meetings & functions of Audit Committee:

The Audit Committee met four times during the financial year 2019-20 on 20<sup>th</sup> May, 2019, 5<sup>th</sup> August 2019, 11<sup>th</sup> November, 2019 and 11<sup>th</sup> February, 2020. Requisite quorum was present during all meetings. The functions of the Audit Committee inter-alia include:

- reviewing the quarterly and annual financial results/statements before submission to the Board for approval;
- recommending to the Board, the appointment, re-appointment or removal of the statutory auditors and their remuneration;
- overseeing the Company's financial reporting process;
- overseeing compliance with listing and other legal requirements relating to the financial statements;

- reviewing and monitoring the auditor’s independence and performance, and effectiveness of the audit process;
- scrutiny of the inter-corporate loans and investments;
- evaluation of internal financial controls and the risk management systems;
- reviewing performance of the statutory and internal auditors, adequacy of the internal control systems;
- reviewing the adequacy of the internal audit;
- reviewing the findings of any internal investigations by the internal auditors;
- discussion with the statutory auditors, before the audit commences, the nature and the scope of audit as well as post-audit discussion to ascertain any area of concern;
- reviewing the functioning of the whistle blower mechanism;
- approving the appointment of the Chief Financial Officer;
- reviewing the Management Discussion and Analysis of financial condition and results of operations;
- reviewing the statement of significant related party transactions, submitted by the Management;
- reviewing any risks and steps to mitigate them;
- reviewing the appointment, removal and terms of remuneration of the internal auditor.

The Chief Financial Officer regularly attends the Committee meetings and the Company Secretary acts as the Secretary of the Committee. All the Committee meetings were attended by the Internal Auditors and the Statutory Auditors.

## (ii) Nomination and Remuneration Committee

### Composition:

The composition and terms of reference of the Nomination and Remuneration Committee (NRC) are in conformity with Section 178 of the Act and Regulation 19 of the SEBI LODR. The composition of the NRC as on March 31, 2020 is as under:

Name of Committee Member *	Category	Status
Mr. Suman Jyoti Khaitan	Independent Director	Chairman
Mr. Ratan Jindal	Chairman and Managing Director, Non Independent	Member
Ms. Bhawati Mukherjee <sup>1</sup>	Independent Director	Member
Mr. Jayaram Easwaran <sup>2</sup>	Independent Director	Member

1. Ms. Bhaswati Mukherjee was inducted as a member of the Committee w.e.f. 2<sup>nd</sup> August, 2019.

2. Mr. Jayaram Easwaran was inducted as a member of the Committee w.e.f. 11<sup>th</sup> November, 2019.

\*Consequent upon completion of second term as Independent Director, Mr. T.S. Bhattacharya ceased to be Director and consequently the member of the NRC Committee of the Company w.e.f. 22<sup>nd</sup> September, 2019.

### Brief terms of reference:

The terms of reference for the Nomination and Remuneration Committee of the Company inter-alia include:

- formulation of the criteria for determining qualifications and independence of a director and recommending to the Board a policy relating to the remuneration of the Directors, Key Managerial Personnel and other employees;
- formulation of criteria for evaluation of performance of the Independent Directors and the Board of Directors and carry out evaluation of every director's performance;
- devising a policy to ensure diversity among the Board of Directors;

- identifying persons who are qualified to become Directors;
- deciding on the term of appointment of the Independent Directors on the basis of the report of performance evaluation of the independent directors.

#### Meetings:

During the financial year ended 31<sup>st</sup> March, 2020, two meetings of the Nomination and Remuneration Committee was held on 20<sup>th</sup> May, 2019 and 5<sup>th</sup> August, 2019. Requisite quorum was present during both the meetings. The Company Secretary acts a Secretary of the Committee.

#### Performance Evaluation Criteria for Independent Directors:

The policy framework for nomination, election and performance review of Independent Directors is duly approved by the Board of Directors upon the recommendation of the NRC. The performance of the Independent Directors is being evaluated by the entire Board, except for the director being evaluated. A brief description of the performance evaluation of the same is mentioned elsewhere in the Directors' Report.

#### (iii) Stakeholders' Relationship Committee

##### Composition and Terms of Reference:

The composition and terms of reference of the Stakeholders Relationship Committee are in conformity with Section 178 of the Act and Regulation 20 of the SEBI LODR. The composition of the Stakeholders' Relationship Committee as on 31<sup>st</sup> March, 2020 is as under:

Name of Committee Member	Category	Status
Mr. Suman Jyoti Khaitan	Independent Director	Chairman
Mr. Abhyuday Jindal	Managing Director, Non-Independent	Member
Mr. Tarun Kumar Khulbe	Whole Time Director, Non-Independent	Member

#### Meetings:

Four meetings of the Committee were held during the financial year ended 31<sup>st</sup> March, 2020 on 20<sup>th</sup> May, 2019, 5<sup>th</sup> August, 2019, 11<sup>th</sup> November, 2019 and 11<sup>th</sup> February, 2020. Requisite quorum was present during all the meetings.

The Stakeholders Relationship Committee oversees, inter-alia, redressal of shareholders, debenture holders and investor's grievances, transfer/transmission of shares, non-receipt of annual report or declared dividend, issue of duplicate shares, recording dematerialization / rematerialization of shares and related matters. Mr. Navneet Raghuvanshi, Company Secretary is the Compliance Officer for the requirements of SEBI LODR. The Company Secretary acts a Secretary of the Committee.

The details of the investors compliant(s) received and resolved during the financial year 2019-20 are as follows:

Opening Balance	Received during the year	Resolved during the year	Closing balance; if any
0	1	1	0

The Company has appointed Registrar & Share Transfer Agent (R&T Agent) for servicing the shareholders holding shares in physical or dematerialized form. All requests for dematerialization of shares are likewise processed and confirmations thereof are communicated to the investors within the prescribed time.

#### (iv) Corporate Social Responsibility Committee

##### Composition and Terms of Reference:

The composition and terms of reference of the Corporate Social Responsibility Committee ("CSR Committee") are in conformity with Section 135 of the Act, read with the Companies (Corporate Social Responsibility Policy) Rules, 2014. The CSR Committee consists of three Directors, out of which one is Independent. The composition of the CSR Committee as on 31<sup>st</sup> March, 20120 is as under:

Name of Committee Member *	Category	Status
Mr. Ratan Jindal	Chairman and Managing Director, Non-Independent	Chairman
Ms. Bhaswati Mukherjee <sup>1</sup>	Independent Director	Member
Mr. Tarun Kumar Khulbe	Whole Time Director, Non-Independent	Member

1. Ms. Bhaswati Mukherjee was inducted as a member of the Committee w.e.f. 11<sup>th</sup> November, 2019.

\*Consequent upon completion of second term as Independent Director, Mr. T.S. Bhattacharya ceased to be Director and consequently the member of the CSR Committee of the Company w.e.f. 22<sup>nd</sup> September, 2019.

##### Meetings:

Two meetings of the Committee were held during the financial year ended 31st March, 2020 on 20<sup>th</sup> May, 2019 and 11<sup>th</sup> February, 2020. Requisite quorum was present during the meetings. The Company Secretary acts as a Secretary to the Committee.

#### (v) Sub-Committee of Directors

The Board has constituted a Sub-Committee of Directors which has been delegated with certain powers of the Board of Directors in accordance with the provisions of the Act and the rules framed thereunder. The Committee meets from time to time on need base to transact the matters of urgency.

Name of Members of the Committee, their category and status as on 31<sup>st</sup> March, 2020 are given below:

Name of Committee Member	Category	Status
Mr. Abhyuday Jindal	Managing Director, Non-Independent	Chairman
Mr. Tarun Kumar Khulbe	Whole Time Director, Non-Independent	Member
Mr. Suman Jyoti Khaitan	Independent Director	Member

##### Meetings:

During the financial year 2019-20, the Sub-Committee of Directors met 17 times on 19<sup>th</sup> April, 2019; 17<sup>th</sup> May, 2019; 21<sup>st</sup> June, 2019; 24<sup>th</sup> July, 2019; 30<sup>th</sup> August, 2019; 16<sup>th</sup> September, 2019; 18<sup>th</sup> September, 2019; 8<sup>th</sup> October, 2019; 21<sup>st</sup> October, 2019; 15<sup>th</sup> November, 2019; 4<sup>th</sup> December, 2019; 7<sup>th</sup> January, 2020; 21<sup>st</sup> January, 2020; 21<sup>st</sup> February, 2020; 26<sup>th</sup> February, 2020; 27<sup>th</sup> February, 2020 and 10<sup>th</sup> March, 2020. The decisions taken at the Sub Committee meetings are reviewed by the Board at its subsequent meetings. The Company Secretary acts as a Secretary to the Committee.

## (vi) Share Transfer Committee

The Board of Directors has delegated the power of approving transfer / transmission / transposition of securities and other related formalities to the Share Transfer Committee. The Committee meets from time to time on need basis.

Name of Committee Member	Category	Status
Mr. Abhyuday Jindal	Managing Director, Non-Independent	Chairman
Mr. Tarun Kumar Khulbe	Whole Time Director, Non-Independent	Member
Mr. Suman Jyoti Khaitan	Independent Director	Member
Mr. Navneet Raghuvanshi	Company Secretary	Member
Representative of Registrar and Transfer Agent		Member

Pursuant to a Circular dated 27<sup>th</sup> March, 2019, SEBI had effective from 1st April, 2019 mandated transfer of shares only in dematerialized form except where the claim is lodged for transmission or transposition of shares or where the transfer deed(s) was lodged prior 1st April, 2019 and returned due to deficiency in the document. During the financial year ended 31st March, 2020, all the valid requests for transfers of shares were processed in time and there were no pending transfers of shares.

## (vii) Risk Management Committee

### Composition and Terms of Reference:

Pursuant to the provisions of SEBI (Listing Obligations and Disclosure Requirements) (Amendment) Regulations, 2018, top 500 listed entities, determined on the basis of market capitalization as at the end of immediate previous financial year are required to constitute a Risk Management Committee.

The Company ranked 483<sup>rd</sup> position among the top 1000 listed entities, based on the market capitalization as on 31<sup>st</sup> March, 2020. The Board has constituted a Risk Management Committee, to ensure the Companies strategies and risk appetite for the governance prospective. The Company Secretary acts as a Secretary to the Committee.

The composition and “Terms of Reference” of the Risk Management Committee are in conformity with the provisions of Regulation 21 of the SEBI LODR, as amended which inter-alia includes cyber security. The composition of the Risk Management Committee as on 31<sup>st</sup> March, 2020 is as under:

Name of Committee Member*	Category	Status
Mr. Abhyuday Jindal	Managing Director, Non-Independent	Chairman
Mr. Tarun Kumar Khulbe	Whole Time Director, Non-Independent	Member
Mr. Jayaram Easwaran <sup>1</sup>	Independent Director	Member
Mr. Anurag Mantri	Chief Financial Officer	Member
Mr. Navneet Raghuvanshi	Company Secretary	Member

1. Mr. Jayaram Easwaran was inducted as a member of the Committee w.e.f. 11<sup>th</sup> November, 2019.

\*Dr. Rajeev Uberoi resigned from the position of Independent Director w.e.f. 2<sup>nd</sup> July 2019. Accordingly, Dr. Uberoi ceased to be member of the Risk Management Committee of the Company w.e.f. 2<sup>nd</sup> July, 2019.

### Meetings:

During the financial year 2019-20, one meeting of the Committee was held on 11<sup>th</sup> February, 2020. Requisite quorum was present during the meeting. The Company Secretary acts as a Secretary to the Committee.

#### 4. REMUNERATION OF DIRECTORS

##### (i) Remuneration Policy

The Company has in place a Remuneration Policy duly approved by the Board of Directors on the recommendation of the Nomination and Remuneration Committee of Directors of the Company. Remuneration given to the Directors of the Company is based on the principles of performance, equitableness and competitiveness. The Remuneration Policy has been designed to reflect these principles and to attract, motivate and retain quality manpower for driving the Company successfully.

The remuneration of the Executive Directors, KMPs and Senior Management Personnel is based on Company's financial position, industrial trends and remuneration paid by peer companies. Remuneration to Executive Directors is paid by way of salary (including fixed pay and variable pay), perquisites and retirement benefits, based on recommendation of the Nomination and Remuneration Committee and approval of the Board and Shareholders. The Non-executive directors are paid remuneration by way of sitting fee for attending the meetings of the Board and Committees thereof. No stock options were granted to the Directors of the Company during the year under review. The appointment of the Executive Directors is governed by the resolutions passed by the Board and the shareholder of the Company read with the service rules and regulations of the Company.

##### (ii) Details of Remuneration paid to the Directors during the financial year ended 31<sup>st</sup> March 2020:

###### (a) Executive Directors:

Name of Director*	Designation	Amount (₹ in Lakhs)					
		Salary	Commission	Contribution to PF	Others	Total	Notice Period
Mr. Tarun Kumar Khulbe	Whole-time Director	150.13	-	5.54	4.43	160.1	2 months

\*Mr. Ratan Jindal, Chairman and Managing Director of the Company didn't receive any remuneration from the company. However, he has received salary of ₹ 13.92 Crore from Jindal Stainless FZE, Dubai, subsidiary of the Company during the financial year 2019-20. Mr. Abhyuday Jindal, Managing Director did not receive any remuneration from the Company.

###### (b) Non-Executive Directors:

Particulars of sitting fee paid to the Non-Executive Directors during the financial year ended 31<sup>st</sup> March, 2020 are as follows:

Name of Director	Amount (₹ in Lakhs)	
	Name of Director	Sitting fee paid
Mr. Suman Jyoti Khaitan		5.60
Mr. Gautam Kanjilal		4.80
Ms. Bhaswati Mukherjee		4.90
Mrs. Arti Luniya		1.00
Mr. Jayaram Easwaran		3.30
Mr. T.S. Bhattacharya		1.50
Dr. Rajeev Uberoi		1.30

No commission has been paid to the Non-Executive Directors (NEDs).

There has been no pecuniary relationship or transactions between the Company and NEDs during the financial year 2019-20, except as stated above.

During the financial year ended March 31, 2020, the Company has made no payment to NEDs. Therefore the requirement of mentioning the criteria for making the payment to NEDs and disseminating the same on website of the Company is not applicable to the Company.

## 5. GENERAL BODY MEETINGS:

The last three Annual General Meetings were held at the registered office of the Company at O.P. Jindal Marg, Hisar – 125005 (Haryana), as per details given below:

Year	Date	Day	Time	Special Resolution(s) Passed
2016-17	26.09.2017	Tuesday	11.30 a.m.	Nil
2017-18	27.09.2018	Thursday	11:00 a.m.	<ul style="list-style-type: none"> <li>Appointment of Mr. Abhyuday Jindal as the Managing Director of the Company.</li> <li>Appointment of Mr. Tarun Kumar Khulbe as a Whole-time Director of the Company</li> </ul>
2018-19	04.09.2019	Wednesday	12.00 Noon	<ul style="list-style-type: none"> <li>Re-appointment of Mr. Ratan Jindal (DIN: 00054026) as the Chairman and Managing Director of the Company.</li> <li>Re-appointment of Mr. Suman Jyoti Khaitan (DIN: 00023370) as an Independent Director for a second term of three consecutive years.</li> <li>Issue of 80,12,940 Equity Shares on a preferential basis</li> <li>Authority to raise funds upto an aggregate amount of Rs. 1,200 Crore (Rupees Twelve Hundred Crore) by issue of fresh securities of the Company.</li> </ul>

No postal ballot was conducted during the financial year 2019-20. Further there is no immediate proposal for passing any resolution through Postal Ballot.

## 6. MEANS OF COMMUNICATION:

i)	Quarterly Results	The quarterly, half yearly and yearly financial results of the Company are mailed / sent to the stock exchanges after they are approved by the Board. These are also published in the Newspapers, in the prescribed format as per the provisions of the SEBI LODR.
ii)	Newspapers wherein results normally Published	Economic Times / Times of India (English), Navbharat Times (Hindi)
iii)	Any website, where displayed	<a href="http://www.jslstainless.com">www.jslstainless.com</a>
iv)	Whether it also displays official news releases	The Company gives Press Releases to the stock exchanges and displays the same on its website.
v)	The Presentations made to institutional investors or to the analysts	The Company holds Analysts' / Investors' Meetings from time to time. The presentations made at the said meetings are uploaded on Company's website. The necessary intimation in terms of Regulation 30 of SEBI LODR are also made to the

		stock exchanges.
vi)	NSE Electronic Application Processing System (NEAPS)	The NEAPS is a web based application designed by NSE for corporate. All periodical compliance filings like shareholding pattern, corporate governance report, media releases, among others are filed electronically on NEAPS.
vii)	BSE Corporate Compliance & Listing Centre (the 'Listing Centre')	BSE's Listing Centre is a web based application designed for corporate. All periodical compliance filings like shareholding pattern, corporate governance report, media releases, among others are filed electronically on the Listing Centre.
viii)	SEBI Complaint Redressal System (SCORES)	<p>The investor complaints are processed in a centralized web based complaint redressal system. The salient features of this system are:</p> <p>Centralized Data Base of all complaints, online upload of Action Taken Report (ATRs) by the concerned companies and online viewing by investors of action taken on the complaint and its current status.</p>

## 7. GENERAL SHAREHOLDERS' INFORMATION

7.1	Annual General Meeting: - Date and Time - Venue	21 August, 2020 at 11.00 A.M. The Company is conducting the 40 <sup>th</sup> Annual General Meeting (AGM) through VC/OAVM facility pursuant to the circular dated 5 <sup>th</sup> May, 2020 issued by the Ministry of Corporate Affairs and as such there is no requirement to have a venue of AGM. However the deemed venue for the 40 <sup>th</sup> AGM shall be the Registered Office of the Company.										
7.2	Financial Year	The Financial year of the Company starts from 1 <sup>st</sup> April and ends on 31 <sup>st</sup> March every year.										
7.3	Financial Calendar 2020 – 21 (Tentative):	<table border="1"> <tr> <td>Annual General Meeting – (Next Year) Financial Reporting</td> <td>September, 2021</td> </tr> <tr> <td>Results for quarter ending on June 30, 2020</td> <td>On or before 14-08-2020</td> </tr> <tr> <td>Results for quarter ending September 30, 2020</td> <td>On or before 14-11-2020</td> </tr> <tr> <td>Results for quarter ending December 31, 2020</td> <td>On or before 14-02-2021</td> </tr> <tr> <td>Results for year ending March 31, 2021 (Audited)</td> <td>On or before 30-05-2021</td> </tr> </table>	Annual General Meeting – (Next Year) Financial Reporting	September, 2021	Results for quarter ending on June 30, 2020	On or before 14-08-2020	Results for quarter ending September 30, 2020	On or before 14-11-2020	Results for quarter ending December 31, 2020	On or before 14-02-2021	Results for year ending March 31, 2021 (Audited)	On or before 30-05-2021
Annual General Meeting – (Next Year) Financial Reporting	September, 2021											
Results for quarter ending on June 30, 2020	On or before 14-08-2020											
Results for quarter ending September 30, 2020	On or before 14-11-2020											
Results for quarter ending December 31, 2020	On or before 14-02-2021											
Results for year ending March 31, 2021 (Audited)	On or before 30-05-2021											
7.4	Dividend and its Payment	No dividend has been recommended by the Board of Directors for the financial year 2019-20.										
7.5	Book Closure date:	As mentioned in the AGM Notice										
7.6	Unclaimed Shares:	In terms of erstwhile Clause 5A of the Listing Agreement, the Company had through its RTA sent three reminders to Shareholders, whose Share Certificates were lying unclaimed with the Company, requesting them to provide complete postal address and other relevant details to enable the RTA to dispatch such unclaimed Share Certificates to them. During the year 2019-20, 1,555 unclaimed Equity Shares of ₹ 2 each held by 9 Shareholders were transferred from the "Unclaimed Suspense Account" to the demat accounts of respective shareholders. Details of Unclaimed shares as required under Schedule V of the SEBI LODR are given hereunder:										



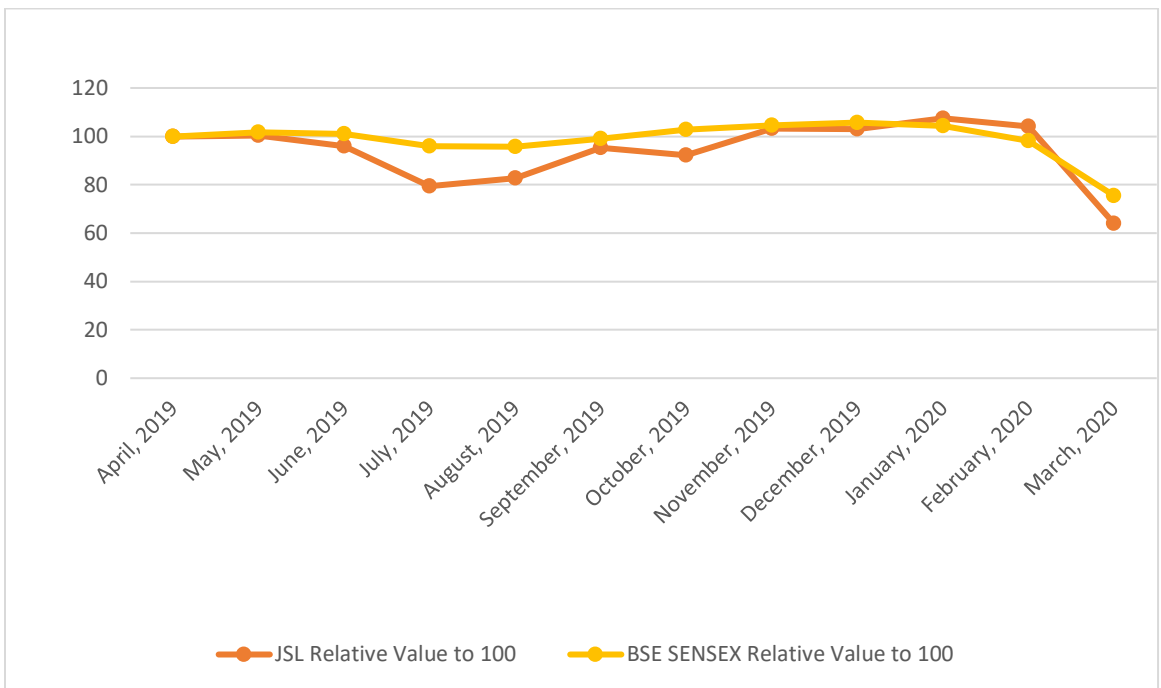
Particulars	No. of Shareholders	No. of Shares
Aggregate number of shareholders and the outstanding shares in the suspense account as on 01.04.2019	1,461	1,88,925
Number of shareholders who approached the Company / RTA for transfer of shares from suspense account during the year 2019-20.	9	1,555
Number of shareholders to whom shares were transferred from suspense account during the year 2019-20.	9	1,555
Aggregate number of shareholders and the outstanding shares in the suspense account lying as on 31.03.2020.	1,452	1,87,370

The voting rights on these shares shall remain frozen till the rightful owner of such shares claims the shares. As and when the rightful owner of such shares approaches the Company, the Company shall to the extent of his / her entitlement, arrange to deliver the shares from the said account to the rightful owner after proper verification of his / her identity.

7.7	(a) Listing of Equity Shares on Stock Exchanges	:	National Stock Exchange of India Ltd., Exchange Plaza, 5 <sup>th</sup> Floor, Plot No. C/1, G – Block, Bandra- Kurla Complex, Bandra (E), Mumbai – 400 051.	BSE Limited, Phiroze Jeejeebhoy Towers, Dalal Street, Mumbai - 400 001
The Company pays annual listing fees to NSE and BSE.				
	(b) Listing of GDS on Stock Exchange	:	Luxembourg Stock Exchange, P.O. Box 165, L – 2011, Luxembourg.	
	(c) Listing of Debt Instruments on Stock Exchanges and Codes	:	Non-Convertible Debentures 31MR22 FV ₹ 10 Lac Stock Code: BSE: 947227 ISIN: INE220G07085	
	(d) Debenture Trustee	:	Axis Trustee Services Limited Axis House, Bombay Dyeing Mills Compound, Pandurang Budhkar Marg, Worli, Mumbai - 400 025 Phone: +91 22 6226 0054/ 6226 0050 Website: www.axistrustee.com	
7.8	Stock Code (Equity Shares)	:	Trading Symbol – BSE Limited (Demat Segment)	532508
		:	Trading Symbol – National Stock Exchange of India (Demat Segment)	JSL
International Securities Identification Number (ISIN)				
Equity Shares : INE220G01021				
GDS : US4775862000				
	Reuters Code	:	JIST.BO (BSE) JIST.NS (NSE)	

7.9	Stock Market Price Data	National Stock Exchange of India Ltd. (NSE)		BSE Limited (BSE)	
	Month	Month's High Price (In ₹)	Month's Low Price (In ₹)	Month's High Price (In ₹)	Month's Low Price (In ₹)
	April, 2019	44.10	36.55	44	36.55
	May, 2019	39.90	32.10	40.70	32.20
	June, 2019	38.70	31.50	38.65	31.60
	July, 2019	36.50	27.90	36.45	28
	August, 2019	32.30	26.80	32.05	26.80
	September, 2019	38.80	29.35	39	29.70
	October, 2019	36.10	32.65	35.95	32.65
	November, 2019	40.50	34.60	41	34.50
	December, 2019	40.20	36.40	40.10	36.20
	January, 2020	47.25	37.35	47.25	37.40
	February, 2020	43.30	37.90	43.30	37.90
	March, 2020	42.90	21.40	42.80	22.30

#### 7.10 Share price performance in comparison to broad based indices – BSE SENSEX



7.11	Registrar and Transfer Agents:	Link Intime India Private Limited Noble Hights, 1 <sup>st</sup> Floor, Plot No. NH2, C1 Block LSC, Near Savitri Market, Janakpuri, New Delhi - 110058 Phone No.: (011) 41410592/93/94 Fax No.: (011) 41410591 Email: delhi@linkintime.co.in
7.12	Share Transfer System:	As per SEBI LODR and directions issued by SEBI, effective from 1st April, 2019, the securities of listed companies can only be transferred in dematerialised form except where the claim is lodged for transmission or transposition of shares or where the transfer deed(s) was lodged prior 1st April, 2019 and returned due to deficiency in the document. In case of shares in electronic form, the transfers are processed by NSDL/CDSL through the respective Depository Participants. Shareholders are advised to dematerialise their shares held by them in physical form. Requests for dematerialisation of shares are processed and confirmation thereof is given to the respective depositories i.e. NSDL and CDSL within the statutory time limit, from the date of receipt of documents complete in all respects along with the share certificates.
7.13	Reconciliation of Share Capital Audit:	The reconciliation of Share Capital Audit is conducted by a Chartered Accountant in practice to reconcile the total admitted capital with National Securities Depository Limited and Central Depository Services (India) Ltd. ("Depositories") and the total issued and listed capital. The audit confirms that the total issued / paid up capital is in agreement with the aggregate of the total number of shares in physical form and the total number of shares in dematerialized form (held with Depositories) and that the requests for dematerialization of shares are processed by the R&T Agents within stipulated period of 21 days and uploaded with the concerned depositories.
7.14	Transfer of Unpaid / Unclaimed Amounts to Investor Education and Protection Fund:	During the year 2019-20, an amount of Rs. 1,82,019/- was transferred by the Company to the Investor Education and Protection Fund.

7.15		Distribution of shareholding as at 31 <sup>st</sup> March, 2020			
By size of shareholding (in Rs.)		Shareholders		Equity shares held	
		Number	Percentage	Number	Percentage
1	- 5000	58,857	95.71	1,81,79,905	3.73
5001	- 10000	1,307	2.13	48,24,132	0.99
10001	- 20000	646	1.05	48,73,150	1.00
20001	- 30000	173	0.28	21,48,986	0.44
30001	- 40000	103	0.17	18,67,706	0.38
40001	- 50000	57	0.09	13,15,248	0.27
50001	- 100000	158	0.26	57,27,803	1.18
100001	& above	194	0.32	44,82,97,670	92.01
<b>Total</b>		<b>61,495</b>	<b>100.00</b>	<b>48,72,34,600</b>	<b>100.00</b>
Physical Mode		10,192	16.57	29,67,227	0.61
Electronic Mode		51,303	83.43	48,42,67,373	99.39

By category of shareholders	Equity Shares held	
	Number	Percentage
Promoters	31,51,06,075	64.67
GDS held by promoters underlying shares	1,67,34,984	3.49
GDS held by others underlying shares	8,69,350	0.18
FIs/Banks/Mutual Funds/ Alternate Investment Fund	3,84,44,061	7.89
Corporate Bodies	81,89,940	1.68
FII/ Foreign Portfolio Investor (Corporate)	6,13,42,351	12.59
NRIs/OCBs	25,02,225	0.51
Public /others	4,40,45,614	9.04
<b>Total</b>	<b>48,72,34,600</b>	<b>100.00</b>

7.16	Dematerialization of shares :	As on 31 <sup>st</sup> March, 2020, 99.39% of the total share capital was in dematerialized form. Trading in equity shares of the Company is permitted only in dematerialized form.
7.17	Outstanding GDRs/ADRs/ Warrants or any convertible instruments, conversion dates and likely impact on equity :	Company's paid up capital includes 1,76,04,334 equity shares having face value of ₹ 2/- each, underlying 88,02,167 GDS.  During the financial year ended 31 <sup>st</sup> March, 2020, the Company has redeemed 14,28,30,637 Optionally Convertible Redeemable Preference Shares.
7.18	Commodity price risk or foreign exchange risk and hedging activities :	For details, please refer Management Discussion and Analysis Report and notes to accounts to the financials mentioned in the Annual Report.
7.19	Plant locations:	Kalinga Nagar Industrial Complex, P.O. Danagadi – 755 026 Dist. Jajpur (Odisha), India
7.20	Investor Correspondence: For transfer / dematerialization of shares, payment of dividend on shares, query on Annual Report and any other query on the shares of the Company.	Name: Mr. V.M. Joshi Designation: Vice President Link Intime India Private Limited Noble Hights, 1 <sup>st</sup> Floor, Plot No. NH2 C1 Block LSC, Near Savitri Market, Janakpuri, New Delhi - 110058 Phone No.: (011) 41410592/93/94 Fax No.: (011) 41410591 Email : delhi@linkintime.co.in

7.21	Address for correspondence	<p><b>Jindal Stainless Limited</b>  Jindal Center, 12, Bhikaiji Cama Place,  New Delhi-110066  Telephone: 011- 61462198  Email: <a href="mailto:investorcare@jindalstainless.com">investorcare@jindalstainless.com</a>  Website: <a href="http://www.jindalstainless.com">www.jindalstainless.com</a></p>
Shareholders holding shares in electronic mode should address all their correspondence relating to change of address, bank mandate and status to their respective Depository Participants (DPs).		
7.22	List of all credit ratings obtained by the entity along with any revisions thereto during the relevant financial year, for all debt instruments of such entity or any fixed deposit programme or any scheme or proposal of the listed entity involving mobilization of funds, whether in India or abroad.	<p>During the period under review the credit rating(s) were reaffirmed by the rating agencies for the long term / short term borrowings of the Company. The same is mentioned as under:</p> <ul style="list-style-type: none"> <li>• CARE credit rating: “CARE BBB- (Outlook: Stable)/A3”</li> <li>• Fitch’s India Ratings &amp; Research rating: “IND BBB/A3+ (Outlook: Stable)”</li> </ul>
	Details of utilization of funds raised through preferential allotment or qualified institutions placement	<p>During the financial year 2019-20, the Company has made allotment of:</p> <ul style="list-style-type: none"> <li>• 80,12,940 equity shares of face value of Rs. 2/- each on preferential basis to JSL Limited, a promoter group company. The funds raised through issue of aforesaid shares have been fully utilized for redemption of face value of 14,28,30,637 Optionally Convertible Redeemable Preference Shares (“OCRPS”), earlier issued by the Company at a price of Rs. 39.10 per OCRPS (including premium of Rs. 37.10 per OCRPS) ; and</li> <li>• 4,000 senior, unlisted, secured, redeemable, rated and non-convertible debentures having nominal value of Rs. 10,00,000/- each, aggregating to Rs. 400,00,00,000/- (Rupees Four Hundred Crore only) on private placement basis to Kotak Special Situations Fund, registered with SEBI as Alternative Investment Fund. The funds raised through issue of aforesaid debentures assisted the Company in redemption of the OCRPS and have been fully utilized.</li> </ul> <p>No funds were raised by the Company by way of Qualified Institutional Placement during the financial year 2019-20.</p>

## DISCLOSURES:

**(i) Disclosures on materially significant related party transactions that may have potential conflict with the interests of Company at large.**

The Company has not entered into any transaction of material nature with the promoters, the directors or the management, their subsidiaries or relatives etc. that may have any potential conflict with the interests of the Company.

Related Party transactions are disclosed in the notes to Accounts forming part of this Annual Report. The Board has approved a policy for related party transactions which has been uploaded on the Company's website at the following link:

<http://jslstainless.com/pdf/Policy%20on%20dealing%20with%20Related%20Party%20Transactions.pdf>

**(ii) Details of non-compliance by the Company, penalties, strictures imposed on the Company by Stock Exchange or SEBI or any statutory authority, on any matter related to capital markets, during the last three years.**

The Company has complied with the requirements of the stock exchanges, SEBI and other statutory authorities on all matters related to capital markets. No penalties or strictures have been imposed on the Company by the stock exchanges or SEBI or any other statutory authorities relating to the above during the last three years.

**(iii) Details of establishment of vigil mechanism, whistle blower policy, and affirmation that no personnel has been denied access to the Audit Committee.**

The Company has formulated a Whistle Blower Policy ("WBP") in accordance with the requirements of Section 177(9) of the Companies Act, 2013 read with the Companies (Meetings of Board and its Powers) Rules, 2014 and Regulation 22 of the SEBI LODR. The WBP provides for establishment of vigil mechanism for directors and employees to report genuine concerns or grievances. It encourages all employees, directors and business partners to report any suspected violations promptly and intends to investigate any bona-fide reports of violations. It also specifies the procedures and reporting authority for reporting unethical behavior, actual or suspected fraud or violation of the Company's Code of Conduct or ethics policy or any other unethical or improper activity including financial irregularities, including fraud, or suspected fraud, wastage / misappropriation of Company's funds/assets etc. The WBP also provides for adequate safeguards against victimization of employees and directors who avail of the vigil mechanism and also provide for direct access to the Chairperson of the Audit Committee, in exceptional cases. The WBP has also been uploaded on Company's website at the following link:

<http://jslstainless.com/pdf/WB%20Policy.pdf>

The Company has also formulated the Policy on Disclosure of Material Events or Information and Policy on Preservation and Archival of Documents. The said Policies have also been uploaded on Company's website at the following links:

<http://jslstainless.com/pdf/Policy%20on%20Disclosure%20of%20Material%20Events%20or%20Information.pdf>

<http://jslstainless.com/pdf/Policy%20on%20Preservation%20&%20Archival%20of%20documents.pdf>

#### **(iv) Subsidiary Companies**

The Audit Committee of the Company reviews the financial statements and the investments made by its unlisted subsidiary companies. Further, the minutes of the meetings of the board of directors of the unlisted subsidiary companies and statement of all significant transactions and arrangements entered into by the unlisted subsidiary are periodically placed at the meeting of the Board of directors of the Company. The Company does not have any material un-listed subsidiary company. The Company has formulated a policy for determining material subsidiaries which is uploaded on Company's website at the following link:

<http://jsslstainless.com/pdf/Policy%20on%20Material%20Subsidiaries.pdf>

#### **(v) Dividend Distribution Policy**

The Company has formulated a Dividend Distribution Policy in accordance with the requirement of Regulation 43A of SEBI LODR. The said Policy has also been uploaded on Company's website at the following link:

[http://www.jsslstainless.com/pdf/JSL-Dividend-Distribution-Policy\\_482018\\_R.pdf](http://www.jsslstainless.com/pdf/JSL-Dividend-Distribution-Policy_482018_R.pdf)

#### **(vi) Disclosure in relation to the Sexual Harassment of Women at Workplace (Prevention, Prohibition and Redressal) Act, 2013**

The disclosure in relation to the Sexual Harassment of Women at Workplace (Prevention, Prohibition and Redressal) Act, 2013 are mentioned in the Director's report.

#### **(vii) Fees paid to the Statutory Auditors**

The shareholders at its 37<sup>th</sup> Annual General Meeting (AGM) had appointed M/s. Walker Chandio & Co. LLP (Firm Regn. No. 001076N/N500013) as Statutory Auditors of the Company for a term of five years until the conclusion of 42<sup>nd</sup> AGM of the Company. The Company has made payment of Rs. 72 Lacs to the Statutory Auditors for all the services (including Rs. 5 Lacs for GST Audit fees) availed by the Company during F.Y. 2019-20.

During the period under review no services were availed by the subsidiaries of the Company from the statutory auditors of the Company. Further no services were availed by the company/subsidiaries from the network firm/entity of the statutory auditors during the period under review.

#### **(viii) Details of compliance with mandatory requirements and adoption of the non-mandatory requirements of this clause.**

#### **Compliance with mandatory and non-mandatory requirements (as on 31st March, 2020)**

The Company has complied with all mandatory requirements of Regulation 34 of the Listing Regulations. The Company has adopted following non-mandatory requirements of Regulation 27 and Regulation 34 of the SEBI LODR:

#### **(1) Modified Opinion(s) in Audit Report**

During the period under review, there were no audit qualifications in the Company's financial statements.

## **(2) Reporting of Internal Auditor**

Ernst & Young LLP (“EY”) are the internal auditors of the Company and support the management in performing select internal audits as per scope defined by the CFO and Audit Committee and as per the engagement letter signed with EY. Internal audit findings are reported directly to the Audit Committee.

## **8. OTHER INFORMATION**

### **(a) Risk Management Framework**

The Company has in place mechanism to inform Board members about the risk assessment and minimization procedures and periodical reviews to ensure that risk is controlled by the executive management through the means of a properly defined framework.

### **(b) CEO and CFO Certification**

The Managing Director and the Chief Financial Officer of the Company has given annual certification on financial reporting and internal controls to the Board as specified in Part B of Schedule II to the SEBI LODR. They had also given quarterly certification on financial results while placing the financial results before the Board in terms of Regulation 33 of the SEBI LODR.

### **(c) Website Disclosure**

All the necessary disclosures as prescribed under clauses (b) to (i) of sub- regulation 2 of Regulation 46 as prescribed under SEBI LODR has been disseminated on the Company’s website at [www.jslstainless.com](http://www.jslstainless.com).

### **(d) Code of Conduct**

The Company has laid down a code of conduct for all Board members and senior management personnel of the Company. The code of conduct is available on the website of the Company. The declaration of the Managing Director is given below:

To the Shareholders of Jindal Stainless Limited

Sub.: Compliance with Code of Conduct

I hereby declare that for the financial year ended 31<sup>st</sup> March, 2020 all the Board members and senior management personnel have affirmed compliance with the Code of Conduct as adopted by the Board of Directors.

Place: New Delhi

**(Abhyuday Jindal)**

Date: 6 June, 2020

Managing Director

### **General Disclosures**

- i. A summary of transactions with related parties in the ordinary course of business is periodically placed before the audit committee;
- ii. The mandatory disclosure of transactions with related parties in compliance with Indian Accounting Standard (Ind AS) 24 is a part of this annual report;



- iii. While preparing the annual accounts in respect of the financial year ended 31<sup>st</sup> March, 2020, no accounting treatment was different from that prescribed in the Accounting Standards;
- iv. The Company has a Code of Practices and Procedures for Fair Disclosure of Unpublished Price Sensitive Information and a Code of Conduct to Regulate, Monitor and Report Trading by its employees and other connected persons, in accordance with the Securities and Exchange Board of India (Prohibition of Insider Trading) Regulations, 2015.

**CERTIFICATE ON COMPLIANCE WITH THE CONDITIONS OF CORPORATE GOVERNANCE UNDER THE SEBI (LISTING OBLIGATIONS AND DISCLOSURE REQUIREMENTS) REGULATIONS, 2015.**

To the Members,

Jindal Stainless Limited

We have examined the compliance of the conditions of Corporate Governance by Jindal Stainless Limited (“the Company”) (CIN No.L26922HR1980PLC010901) for the year ended on March 31, 2020 as stipulated in the SEBI (Listing Obligations and Disclosure Requirements) Regulations, 2015, for the period from April 1, 2019 up to March 31, 2020.

The compliance of conditions of Corporate Governance is the responsibility of the management. Our examination was limited to a review of procedures and implementation thereof, adopted by the Company for ensuring the compliance of the conditions of Corporate Governance. It is neither an audit nor an expression of opinion on the financial statements of the Company.

On the basis of our findings from the examination of the records produced and explanations and information furnished to us and the representation made by the Management, we certify that the Company has complied with the conditions of Corporate Governance as stipulated in the SEBI Listing Regulations for the financial year ended March 31, 2020.

We state that such compliance is neither an assurance as to the further viability of the Company nor the efficiency or effectiveness with which the management has conducted the affairs of the Company.

**M/s. Rajesh Garg & Co.**  
**Company Secretaries,**

**Place : Hisar**  
**Date : 06-06-2020**

**CS.Rajesh Garg**  
**Prop.**  
**M. No. 5960**  
**CP No.4093**  
**UDIN:F005960B000321737**

**CERTIFICATE FROM COMPANY SECRETARY IN PRACTICE**

**[PURSUANT TO CLAUSE 10 OF PART C OF SECHDULE V OF SEBI (LISTING OBLIGATIONS AND DISCLOSURE REQUIREMENTS) REGULATIONS, 2015]**

To the Members,  
Jindal Stainless Limited

On the basis of our review and according to the records of Jindal Stainless Limited ("the Company")(CIN No.L26922HR1980PLC010901), we certify that none of the Directors on the Board of Directors of the Company have been debarred or disqualified from being appointed or continuing as directors of companies by the Securities and Exchange Board of India, Ministry of Corporate Affairs or any such statutory authority.

**M/s. Rajesh Garg & Co.  
Company Secretaries,**

**Place : Hisar  
Date : 06-06-2020**

**CS.Rajesh Garg  
Prop.  
M. No. 5960  
CP No.4093  
UDIN:F005960B000321748**

## MANAGEMENT DISCUSSION AND ANALYSIS

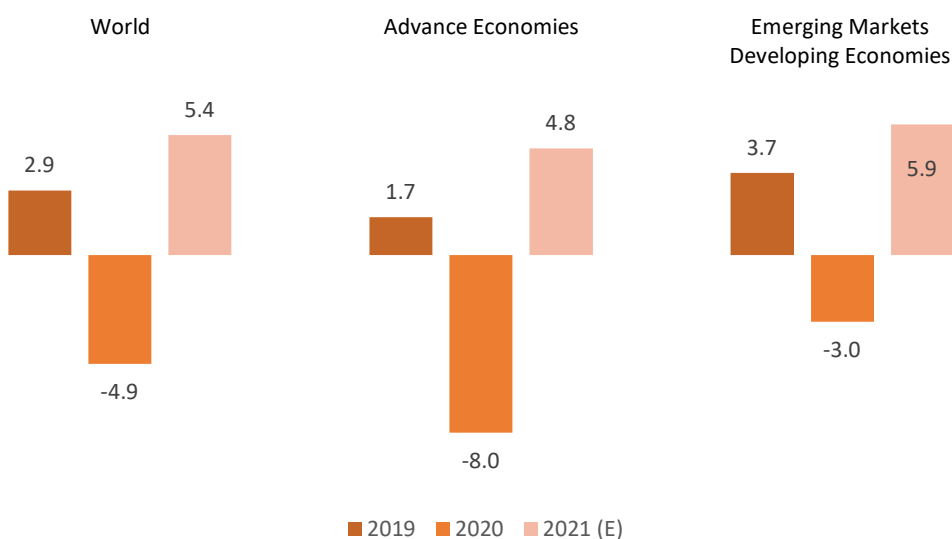
### Economic overview & outlook

#### Global economy

The global economy grew at an estimated 2.9% in 2019, following a slowdown across most advanced and developing nations. Trade policy uncertainty, geopolitical tensions, and stress in key emerging market economies continued to weigh on global economic activity especially manufacturing and trade in the second half of 2019.

Global growth is projected at -4.9% in 2020 owing to the unprecedented Covid-19 pandemic. The pandemic has had a significant impact on all global economies in the first half of 2020, and the recovery is projected to be gradual. In 2021 global growth is projected at 5.4%.

Global GDP Growth, %



Source: IMF's World Economic Outlook Update, June 2020


#### Indian economy

During FY20, the Indian economy witnessed series of challenges given the decline in overall investments, private consumption and regulatory uncertainty. Additionally, NBFC liquidity issues and rural stress further impacted the economy. To counter these challenges, the Central Government announced a series of structural reforms. Amongst these reforms, the announcement to substantial reduction of the corporate tax rate had been one of the most notable initiatives undertaken by the Government to boost sustainable economic growth.

Q4FY20 witnessed lower economic activity due to the restrictions and lockdowns in the month of March, owing to Covid-19 pandemic, which typically tends to be a month which sees increased output with businesses trying to meet targets before the end of the financial year. Overall, the pace of growth across key sectors, private consumption and investment saw a sharp decline during the quarter and was a drag on growth for the full year.

The GDP growth of the Indian economy during the CY2019 stood at 4.2%, according to International Monetary Fund(IMF) . This is the lowest growth that India has recorded in the past 11 years.

**India GDP Growth, %**



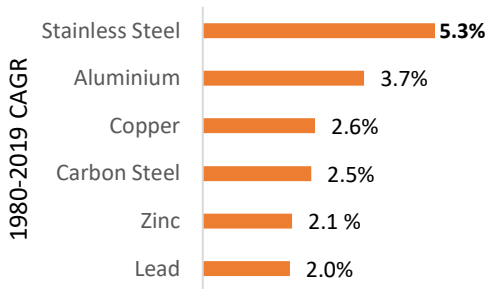
**Source:** IMF – Estimates for FY21 & FY22

The International Monetary Fund (IMF) has projected that Indian economy would contract by 4.5% in CY20. Post this period of contraction, IMF has projected a 6% growth for India in CY21.

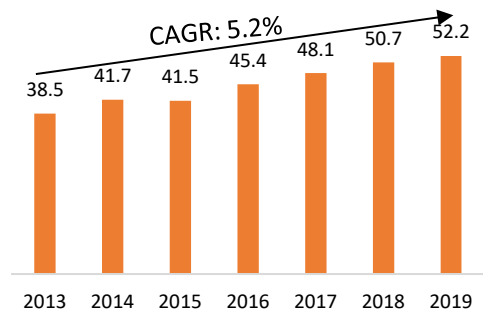
**Global Stainless-Steel Scenario**

The global stainless steel consumption has been on an upward trajectory in the past few years, primarily driven by a strong spurt in demand from the Asia-Pacific region, specifically China and India. According to International Stainless Steel Forum (ISSF), the total Stainless steel melt shop production increased from 38.5 MT - in CY2013 to 52.2 MT in CY2019, registering a healthy CAGR of 5.2% over the period. In the past two decades, stainless steel consumption has seen the strongest CAGR as against other major metals such as zinc, aluminium and carbon steel.

**Stainless Steel remains the fastest growing metal**



**Healthy growth in global stainless steel production (mn. tonnes)**



**Source:** ISSF

## Domestic Stainless Steel Scenario

In India, the consumption of stainless steel has undergone a major transformation. Strong demand from end-user segments has led to higher consumption of stainless steel. In the late '90s, Stainless steel was primarily used for kitchenware with some exception for industrial goods. Over the years, there has been increased usage in various industries including automobile, railways, process & nuclear industry, and building and construction.

According to International Stainless Steel Forum (ISSF), India registered a total stainless-steel melt shop production of 3.92 MT in CY2019, witnessing an increase of 5% year-on-year. Total stainless steel flat products consumption grew by 7% in CY2019 in India. Due to the growing pace of stainless-steel adoption across different sectors, India was able to maintain its position as the second largest producer of stainless steel in the world in CY2019. Industry experts believe that India has a very promising stainless steel market; and given the multiple trends from Railways, Auto, Industrial, and Infrastructure usage, the consumption of Stainless steel in the country is expected to rise further .

**To know more about Stainless Steel, please refer to the fact sheet available in the following link: [About Stainless steel](#)**

### Company Overview

Jindal Stainless Limited (JSL) is the largest stainless-steel manufacturer in India. Over the years, the Company has successfully established itself amongst the leading stainless steel manufacturer in the world.

Spread across ~800 acres, JSL operates a stainless-steel plant at Jajpur, Odisha. Recently, the Company enhanced its existing melting capacity of 0.8 million tonne to 1.1 million tonnes per annum. This expansion was undertaken through equipment and process de-bottlenecking for which the Company incurred a nominal capex. The facility is conveniently located in close proximity to raw-material sources and ports, which enables the Company to maintain low logistics and transportation costs. JSL is equipped with 'State-of-the-art' machinery and engineering from the best European suppliers.

The Company has a diverse product portfolio and a strong distribution network with extensive service centres in the domestic and in international markets. The Company's numerous innovative solutions have powered its use in new applications such as the development of Stainless steel E-rickshaw, food grade Stainless steel, SS fuel tanks and exhaust systems in commercial vehicle, stainless steel bus body, Railway coaches and wagons, and special finishes.

In past year's JSL's growth has been supported by its people's excellence, value driven business operations, customer centricity, adoption of one of the best safety practices in the stainless steel industry, and social responsibility. Over the years, JSL has not only invested deeply in people, processes and technology, but has also undertaken various initiatives to widen its entire product offerings. Today, the Company is well positioned to capitalize on the immense growth potential in the stainless steel industry.

Integrated Facilities	Unit	Capacity	Equipment Suppliers
Steel Melting Shop (SMS)	MMTPA	11,00,000	SMS Siemag, Germany
Cold Rolled Annealed Pickle (CRAP)	MMTPA	450,000	Andritz, Austria
Ferro Alloys	MMTPA	250,000	SMS Siemag, Germany
Captive Power Plant	MW	264	BHEL, India

## Opportunities



### Healthy demand outlook

Over the past few years, increasing awareness on the various benefits of stainless steel has been leading to a substantial increase of its usage in various applications in railways, automobile, process industries, building and construction. Additionally, various initiatives undertaken by the Indian Government have been giving significant impetus to the domestic stainless steel industry.

Indian Railways has been one of the early adopters of stainless steel and is expected to remain one of the major consumers of stainless steel over the next decade. Strong push from the Government on safety and enhanced Life cycle costing along with increasing passenger trains has been leading to a strong shift towards stainless steel wagons and coaches, instead of the traditionally used carbon steel. Metro rail projects, which extensively use stainless steel for the construction of its light weight coaches and interiors, are coming-up in multiple cities across India. Railways are also taking initiatives to modernize the railway infrastructure, particularly with use of stainless steel in foot-over, rail-over bridges and station infrastructure. These initiatives are only expected to increase the country's demand for stainless steel. Additionally, an increasing usage of stainless steel in various sectors including automobiles for BSVI exhaust compliance, process industry, white goods, construction and infrastructure are expected to further enhance the country's demand for stainless steel going forward. Considering the renewed emphasis on healthcare infrastructure in the country, stainless steel emerges as a natural choice in material selection, owing to its inherently hygienic properties. Hospital beds, isolation chambers, modular toilets and several other applications of stainless steel are expected to get impetus in the coming years.

### Diversified range of product applications

In the past couple of decades, the Indian stainless steel consumption has seen a paradigm shift from its use only in household/durables to use in new value-added categories of ABC, ART and process industries.

Over the years, JSL has widened its product offerings to have a diversified product portfolio and insulated itself from any slowdown in a particular product or category to de-risk itself.

Today, the Company's portfolio includes a wide range of stainless steel products in 200 series, 300 series, 400 series and duplex stainless steel grades; which have a wide range of product applications across the spectrum of industries. JSL has well-equipped infrastructure set-up to produce various grades of stainless steel with distinct specifications relating to width, thickness, finish and weight, as per the precise specifications demanded by the customer. This has enabled the Company to be well-positioned to leverage on the changing market/demand dynamics.

### **Capacity expansion to meet domestic demand growth**

The Company's Jajpur, Odisha facility which is spread across ~800 acres of land is well-equipped with high-quality infrastructure and facilities. During the year gone by, JSL expanded its capacities from 0.8 million tonnes to 1.1 million tonnes. This brownfield expansion was undertaken through equipment and process debottlenecking, which enabled the Company complete the project with a nominal capex.

Overall, the Jajpur plant has been established to accommodate a facility with a much larger capacity and has all the necessary resources & logistical facilities already in-place. So future brownfield expansion plans can be executed at low capex compared to any Greenfield capacity and in a timely manner. With the expansion to 1.1 million tonnes, the Company has clearly established itself as the largest stainless steel manufacturer in the country and has the potential to lead the country's stainless steel capacity expansion in the future.

### **Professional management team with rich industry experience**

The group's strong brand image and best in class working environment continues to attract and retain top talent, from across the country. The Company's senior and middle management are well qualified and have a rich repository of industry experience. JSL's proficient management team understands industry dynamics and trends and also possesses sound domain knowledge. Over the years, the strategies formulated by its management team of senior professionals have played a key role in the Company's performance and establishing its position as one of the country's largest and most diverse suppliers of Stainless steel.

### **Extensive Reach and Scale**

Over the years, JSL has steadily and gradually enhanced its presence to have a well-spread pan-India network. Today, JSL has 10 sales offices across the country and has multiple touch points; facilitating smoother access to its customers in availing best in class service. Internationally, the Company has a comprehensive global network with one Indonesian manufacturing facility and 14 international sales/representative offices spread across, US, EU, United Arab Emirates, Russia and Vietnam. JSL's sales office and service center distribution network enables it to better manage its inventory, cater to domestic and international customers, and obtain the customer feedback needed to deliver more customized products.

### **Strong Marketing and Branding initiatives**

Over the years, the Company has consistently undertaken a number of notable marketing initiatives, which have enabled to substantially improve JSL's brand salience and its overall market share. The Corporate Marketing Department of the Company has been making persistent efforts in strengthening the demand ecosystem for stainless steel. Some of the recent notable marketing initiatives undertaken by the Company are mentioned below:

- During financial year 2019-20, the Corporate marketing team executed a co-branding scheme with more than 60 customers in the stainless steel pipe and tube segment. The initiative entails the right to use JSL's logo along with the pipe and tube manufacturer logo in order to staunch the counterfeit market and increase the Company and its customer share of wallet. The Company is confident that this initiative will help it to limit the counterfeit market, expand its presence, counter forgery and bring genuine stainless steel products to the consumers.
- As a new business development initiative towards sustainable transportation, the Company is in discussion with manufacturers to facilitate roll out of Stainless steel electric rickshaws. According to the transport sector,

estimates nearly 6 lakhs e-rickshaws are sold in India annually and this sale is expected to grow to the tune of 16% CAGR in the next 5 years. JSL is keen to tap this huge opportunity and is working with manufacturers to design and produce stainless steel models.

- During the year gone by, JSL continued with its initiative of increasing the on-ground advocacy of Stainless steel. The Company has created four special Stainless steel showcase vans which have been travelling the length and breadth of the country, highlighting the benefits of Stainless steel. Christened as the Stainless Academy, these vans have helped train fabricators.
- The Company has trained over 9,000 fabricators across 61 cities in collaboration with the 'Skill India' campaign to up-skill this industry's technical manpower. The Company is also working very closely with National Skill Development Council on this part.
- Additionally, the Company also commenced courses in IIT-Kharagpur in 2019-20 and other premier institutes to train engineers and architects in varied applications of Stainless steel.
- The Company also actively participated in various exhibitions and seminars to pro-actively engage prospective customers and industry veterans.

The consistent and innovative marketing efforts of the Company have been successful in attracting substantial interest and demand for JSL's offerings. Going ahead, JSL will continue to various marketing development activities to build brand fondness, loyalty and purchase of JSL's stainless-steel offerings through potential business and existing consumers alike.

### **Structural Government Initiatives**

The demand of stainless steel is witnessing an increase with the support of Government initiatives like 'Make in India', domestically manufactured iron and steel products policy (DMISP) and is likely to be benefitted from soon to be announced scrap policy. National infrastructure plan of Rs 102 lakh crore is expected to further aid stainless steel demand across sectors. . The Government has also undertaken a number of initiatives to protect the domestic industry from the unwarranted increase in imports and thereby improving performance. The recent decision to opt out of the Regional Comprehensive Economic Partnership (RCEP) agreement is a step taken in the right direction to help maintain a level playing field for the Indian industry. Trade remedial measures are also being considered by the government in view of surge in imports and this is expected to curb unfair trade practices.

In order to monitor imports, the Government has also instituted the Steel Import Monitoring System (SIMS), which is applicable to all steel products. SIMS is a noteworthy step, as the Government will suo moto monitor and act with policy interventions in case any significant patterns in the import quantum of steel products are observed. Lastly, the decision taken by the Indian Government to reduce the corporate tax is expected to go a long way in giving the necessary boost to the domestic stainless steel industry.

### **Threats**

JSL is committed to recognizing and managing the risks it is exposed to, and has put in place mechanisms to handle the same. The Company's management systems, organizational structures, processes, standards, and code of conduct together form its internal control systems, which govern how it conducts its business and manage all associated risks.



The business of the Company is susceptible to certain risks and uncertainties arising out of the following macroeconomic factors:

### **Political, legal and regulatory risks**

There exists a possibility of a change in the overall duty structure on key raw-materials/finished goods by the Government. Further, the Company has been exporting its products to many countries across the globe which has varying degrees of political and commercial stability. Any instability in such countries could impact the Company and pose challenge to its overall performance.

### **Disruption Risks**

The Company operates in a global environment and can be affected by the general unprecedented crises like the recent outbreak of Covid-19 pandemic. This crisis has severely impacted economic activity across the globe. The manufacturing industry globally has been under stress as the supply chain was disrupted with restrictions on movement of goods and growing market uncertainty. Unprecedented situations like lockdown may also impact business. The pandemic also resulted disrupting the domestic and international demand for Stainless steel.

### **Rising stainless steel imports from FTA countries**

Change in the demand-supply scenario can cause disruptions in the global market which could have an adverse effect on the Company's overall performance. Higher production in ASEAN countries including China could pose a threat to the outlook of the domestic industry. The Indian Stainless steel manufacturers are exposed to a threat of increased dumping of irrationally priced imports. This scenario of rising imports under FTAs into the country could force the Indian manufacturers including JSL to under-utilize its capacities.

Despite having anti-dumping duties in place on certain products from China other countries, goods are getting circumvented through other FTA countries. This scenario could lead to a steep increase in channel inventories which would severely impact the overall pricing in the Indian market and have an adverse impact on the Company's performance.

### **Volatility in key raw-materials**

The Company is exposed to price changes to some of its key raw-materials. This aspect could lead to a scenario of demand deterioration when prices fluctuate. The volatility in these materials could lead to an increase in inventories leading to some impact on the Company's performance.

### **Financial Risks**

The Company's debt servicing capabilities could get affected due to any volatility in financial markets. The Company could face incremental challenges in a changing interest rate scenario. Further, the Company is also exposed to currency risks arising due to a considerable amount of import and export of goods it undertakes.

### **Risk Mitigation**

Currently, the Company has been taking swift affirmative actions to mitigate the negative impact caused due to the Covid-19 pandemic. JSL has also been closely monitoring the external environment and optimizing operations to align with the market conditions.

JSL continues to undertake continuous modernization programs to maintain efficient operations of its products and engineering activities. The Company ensures that a majority of the products are contracted with pass through clauses thereby minimising adverse impact from raw material fluctuation.

Company also target to source maximum possibly available scrap from the domestic market and balance requirement is sourced from the nearby shores to curtail the risk of raw material price fluctuation and reduce the lead time.

Healthy cash flow generation by the Company has gone a long way in reducing the overall debt. JSL aspires to further deleverage and maintain a healthier balance sheet. Additionally, the management actively benchmarks relevant operational parameters and ensures adequate level of liquidity is maintained for smooth operations.

Lastly, the Company is working closely with the Indian Government and other regulatory authorities on the issue of unabated dumping which has been happening into the country. JSL is confident that the Indian Government will proactively review all the existing FTAs provision to strengthen and ensure the level-playing field for the domestic industry.

**Key Milestones achieved during FY20**



- Obtained all requisite approvals from authorities and successfully exited the Corporate Debt Restructuring (CDR) framework during FY 20 with effect from as March 31, 2019.
- Company has fully paid the recompense of ~Rs. 275 crore (incl. recompense on OCRPS)



- The Company fully redeemed the outstanding OCRPS of ~Rs. 558 crore along with its recompense largely through issuance of Non-convertible Debentures (NCDs) worth Rs. 400 crore to Kotak Special Situations Fund (KSSF)



- The Company successfully expanded its capacities from 0.8 million tonnes to 1.1 million tonnes.
- This brownfield expansion was executed by debottlenecking and process improvement which enabled the Company to incur a nominal capex

- During FY20, JSL successful exited from the Corporate Debt Restructuring (CDR) framework. Pursuant to this, the Company fully paid a recompense of Rs. 275 crore to its CDR lenders. The exit from CDR marks a significant step forward for the Company. This positive development is expected to provide the necessary financial and operational stability to the business.
- Additionally, the Company was also able to fully redeem the outstanding OCRPS of Rs. 558 crore, along with its recompense; This was largely done with the issuance of non-convertible debentures worth Rs. 400 crore through Kotak Special Situation Fund.

During FY20, the Company successfully expanded its capacities from 0.8 million tonnes to 1.1 million tonnes. This brownfield expansion was executed by debottlenecking and process improvement.

#### Performance Highlights – FY2020 vs. FY2019

Particulars (Rs in crore)	Standalone			Consolidated		
	FY2020	FY 2019	YoY (%)	FY2020	FY 2019	YoY (%)
Net Revenue from operations	12,320.11	12,585.01	(2%)	12,950.87	13,557.33	(4%)
Total Expenditure	11,145.29	11,449.07	(3%)	11,811.39	12,392.76	(5%)
EBITDA	1,174.82	1,135.94	3%	1,139.48	1,164.57	(2%)
Other Income	36.98	27.58	34%	39.89	32.61	22%
Finance Cost	566.89	614.09	(8%)	585.53	636.87	(8%)
Depreciation	408.86	335.08	22%	425.16	351.50	21%
PBT	244.36	220.66	11%	165.26	221.71	(25%)
Tax	91.48	81.62	12%	92.64	76.60	21%
PAT	152.88	139.04	10%	72.62	145.11	(50%)
EPS (Diluted)	3.16	2.90	9%	1.48	2.97	(50%)

The standalone net revenue from operations has decreased by 2% at Rs. 12,320.11 crore as compared to Rs. 12,585.01 crore during previous year 2018-19. The Company recorded a 7% year-on-year improvement in its sales volumes which stood at 9,15,909 metric tons in FY 2020 as compared to 8,52,479 metric tons in FY 2019.

Standalone EBITDA stood at Rs. 1,174.82 crore as compared to Rs. 1,135.94 crore during previous year. The interest costs registered a decrease of around 8% at Rs. 566.89 crore in FY20. Accordingly, the profit after tax for the year stood at Rs. 152.88 crore as compared to Rs. 139.04 crore during previous year. EPS for the year was Rs. 3.16 against Rs. 2.90 for the previous year.

## Key Financial Ratios

Key Financial Ratios (Standalone)	FY20	FY19	FY18
EBITDA margin (%)	9.5%	9.0%	11.9%
PAT Margin (%)	1.2%	1.1%	3.0%
Net Debt to Equity	1.4	1.7	2.0
Net Debt to EBITDA	3.1	3.6	3.7
Return on Equity (%)	6.0%	5.8%	15.5%
Return on Capital employed (%)	11.6%	12.0%	15.6%
Debtors Turnover	15.2	15.1	13.2
Inventory Turnover	5.2	5.7	5.1
Interest Coverage Ratio	2.14	1.89	2.45
Current Ratio	0.8	0.8	0.9

\* Net Debt to Equity is calculated as Total Debt less Cash and Bank Balance / Equity

\* Net Debt to EBITDA is calculated as Total Debt less Cash and Bank Balance / EBITDA

\* ROE (%) is calculated as PAT / Avg. Network

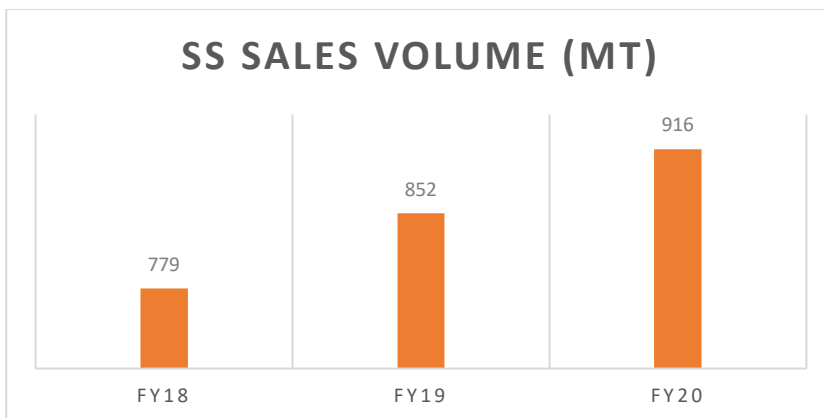
\* ROCE(%) is calculated as Earning before Interest & Tax/Avg. Capital employed

\* Inventory Turnover is calculated as COGS including employee cost, manufacturing & Admin Expenses and depreciation /Avg. Inventories

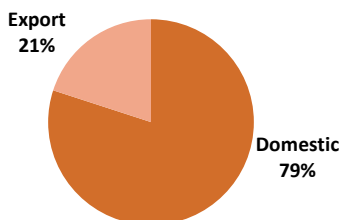
\* Debtors Turnover is calculated as Sales /Avg. Account Receivable

\* Interest Coverage Ratio is calculated as Earning before Depreciation, Interest, Tax & Exceptional Items / Finance cost

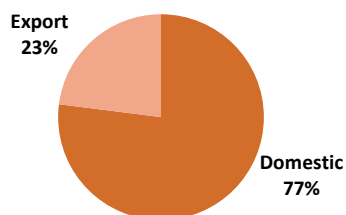
\* Current Ratio is calculated as Current Asset /Current Liabilities



Sales Volume Composition – FY20



Sales Value Composition – FY20



Description – Borrowings (Rs. crore)	As on March 2020	As on March 2019	As on March 2018
<b>Long term debt</b>	<b>2,357</b>	<b>2,050</b>	<b>2,457</b>
Inter corporate loan from related party	900	900	900
OCRPS*	-	695	607
<b>Total Long-Term Debt</b>	<b>3,257</b>	<b>3,645</b>	<b>3,963</b>
<b>Short term borrowing (less than 12 months)</b>	<b>398</b>	<b>473</b>	<b>766</b>
<b>Total Debt</b>	<b>3,655</b>	<b>4,118</b>	<b>4,729</b>
Cash & Investments	44	14	37
<b>Net Debt</b>	<b>3,610</b>	<b>4,104</b>	<b>4,692</b>
<b>Long Term Debt Breakup:</b>			
-INR Debt	2,981	3,139	3,248
-Foreign Currency Debt	276	506	715

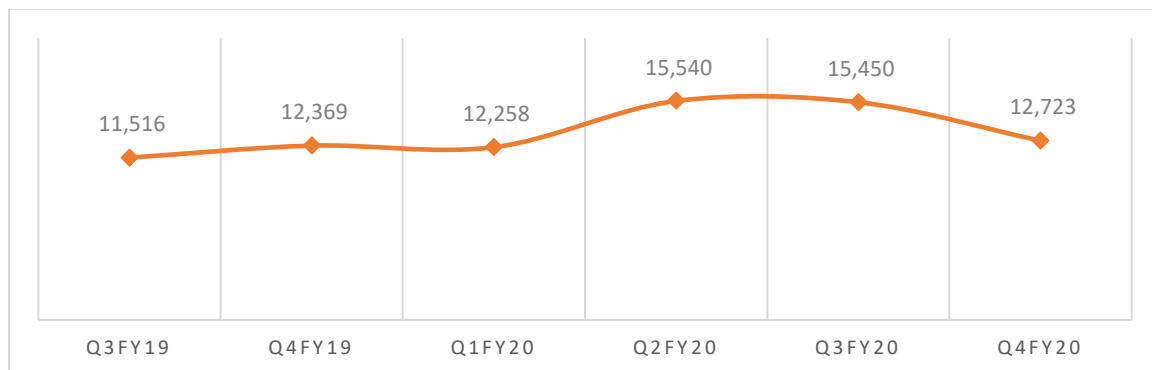
Note : \*Optionally Convertible Redeemable Preference Shares

Borrowings (Subsidiaries) (Rs. crore)	As on March 2020	As on March 2019	As on March 2018
<b>Long-Term Debt</b>	<b>-</b>	<b>-</b>	<b>-</b>
<b>Short-Term Debt</b>	<b>248</b>	<b>270</b>	<b>286</b>
<b>Total</b>	<b>248</b>	<b>270</b>	<b>286</b>

The Company's total debt stood at Rs. 3,655 crore as of 31<sup>st</sup> March 2020. This is lower by Rs. 1,074 crore over the past two years. On the back of healthy cash flows, the Company Net Debt/Equity ratio has improved from 2.0x in FY18 to 1.4x in FY20. Thus, the Company has been able to considerably strengthen its balance sheet.

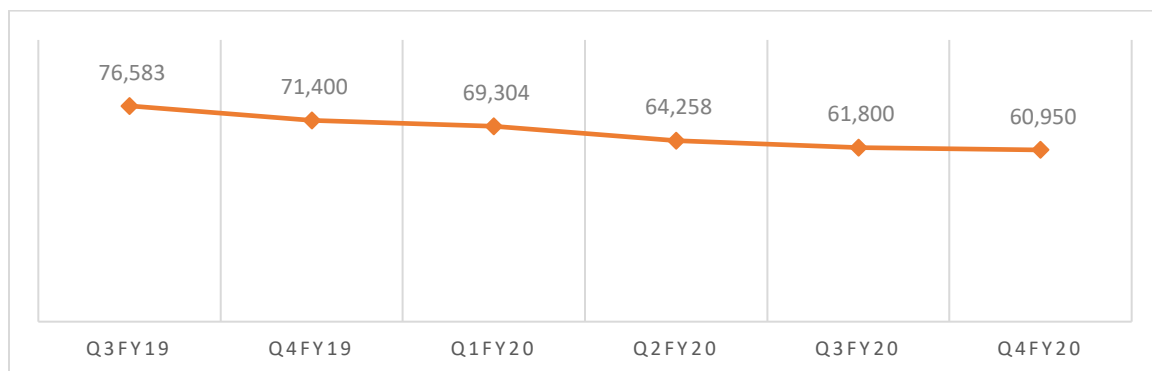
### Key Raw Materials – Price Trends

#### Nickel (USD/MT)



**Note:** Average quarterly prices; Source: LME

#### Fe Chrome (INR/ton)



**Note:** Average quarterly prices; Source: Steel Mint

The Company's consolidated net revenue from operations stood at Rs. 12,950.87 as against Rs. 13,557.33 in FY2019. Consolidated EBITDA stood at Rs. 1,139.48 crore in FY 2020 as compared to Rs. 1,164.57 crore in FY 2019.. PAT for the year at Rs. 72.62 crore as compared to Rs. 145.11 crore during previous year. EPS for the year was Rs. 1.48 against Rs. 2.97 for the previous year.

### **Awards and Accolades – FY20**

Received GOLD Award under Apex India Safe Workplace Award 2019 in Metal & Mining Sector for the year 2019-20 for outstanding achievement in Safety Management.

Received Fame Environment Excellence Award 2019 (Platinum Award) from FAME (Foundation for Accelerated Mass Empowerment) in Metal & Mining Sector.

Received 19th Annual Greentech Environment Award – 2019 (Gold Award) in Metal & Mining Sector.

CCQC Gold Award at Bhubaneswar Chapter

NCQC Par Excellence Award at Varanasi

32nd Convention on Quality Circle organized by CII.

Lean Quality Circle Team "Chrome" from Steel Melt Shop, JSL Jajpur was adjudged the winner (First Position) in the 32nd CII QC Circle Odisha State level Competition on 20th December 2019, organized by CII Bhubaneswar

National Convention on Quality Circle organized by QCFI

All four team on Steel Melt shop bagged Par-Excellence Award in NCQC-2019 Varanasi Chapter

SMS Team Won 1st Runner-Up trophy at CII National Energy Efficiency Circle competition Under Best Energy Efficient Organisation category"

SMS AOD Team fetched 3rd Prize at National Level 19th Skill Supervisory competition at Jamshedpur organized by CII, INDIA

### **Integrated Management Systems**

#### **Quality & Quality Management Systems**

#### **CERTIFICATIONS AND QUALITY STANDARDS**

Your Company is certified for integrated management systems comprising of Quality management system (ISO 9001:2015), Environment management system (ISO 14001:2015) and Occupational health & safety management system. The occupational health & safety management system has successfully been upgraded to latest version ISO 45001:2018. The company is also certified to Energy management system and the same has been upgraded to the latest version ISO 50001:2018.

All the testing laboratories (comprising of incoming raw materials, steel melt shop, coal testing and mechanical & metallurgical testing) of the company are NABL (National Accreditation Board of Testing and Calibration Laboratory) accredited as single entity "Central laboratory & technical services" as per laboratory management system ISO/IEC

17025:2017. NABL accreditation has strengthened its overall technical competency which has resulted in becoming world class laboratory with acceptance of its test results worldwide.

The company is certified as per Construction Product Regulation (CE Marking) with incorporation of ferritic & duplex grades of stainless steel with validity of certificate till December 2023. This will further enhance company's preference as certified manufacturer of stainless steel for construction field in the European market with 14 grades covered under the scope of CE marking. CPR first surveillance audit 2019 -20 has successfully been completed. The company is also certified for Pressure Equipment Directive AD/ PED with ferritic & duplex grades of stainless steel under the scope with validity of certificate until January 2022. PED/AD first surveillance audit 2019-20 has also been successfully completed. The PEMEX certification for oil and gas sector is valid until December 2020. Your Company is re-certified as DNV GL approved manufacturer for Marine Application and the approval from Bureau Veritas as per Marine & Offshore General Conditions is valid until May 2022.

Your Company has REACH/RoHS certification for 200, 300 & 400 series stainless steel grades. This includes compliance to all restricted substances under REACH and RoHS latest regulations.

Your Company has ISI mark/ BIS certification for various grades of Stainless Steel including BIS licenses as per IS 5522: 2014 (Stainless Steel Sheets and Strips for Utensils) and IS 15997:2012 (Low Nickel Austenitic Stainless Steel and Strip for Utensils and Kitchen Appliances), enabling us as preferred stainless steel manufacturer with BIS license.

Your Company also holds JIS Mark Certification as per JIS (Japanese Industrial Standard) JIS G 4304, JIS G 4305 and JIS G 4312 requirements for stainless steel products. This has enabled the company to be able to sell stainless steel products in Japan and East Asian countries.

## **Environment**

In the pursuit of Excellency in sustainable environment, Jindal Stainless Limited (JSL), Jajpur has taken various measures towards environment protection by way of efficient use of all key resources through its effective management, technological advancement and sound environmentally workforce for up-gradation of Integrated Management System (IMS) that includes ISO 9001: 2015 for Quality Management System (QMS), ISO 14001:2015 for Environment Management System (EMS) and ISO 45001:2018 for Occupational Health & Safety Management System (OHSMS) in line with the requirement.

Environment Surveillance monitoring of Air quality (ambient air and stack), Water quality, and Noise at various locations is being regularly carried out. Real time online monitoring of Ambient Air Quality, stack and effluent quality has been made operational continuously and data is being transmitted to SPCB/CPCB server uninterruptedly. 5nos. of PTZ Camera has been installed at various locations inside plant for round the clock supervision of Process emission and discharge of water.

Various environmental measures has been taken for control of Air Pollution at Ferro Alloys Complex with replacement of all PTFE laminated fiber glass filter bags at SAF # 1 & 2 and SAF # 3, 4 & 5 bag House Hoppers. One separate de-dusting system having adequate capacity has been installed for tapping fume extraction at SAF # 3. Work for installation of standalone de-dusting system for SAF # 5 has been initiated. A new dust cyclone separator has also been installed at Fume de-dusting system of Coke Oven Plant. A dedicated Effluent Treatment Plant (ETP) has been constructed for new 0.3 MTPA CRM Project to take care of the process effluent.

As a part of surface runoff water management, surface runoff study has been undertaken by NIT, Rourkela to find out the remedial measures for control of seepage water. To mitigate the on-going surface runoff water issue with respect



to VISA Steel & KJ Ispat; dedicated RCC drain of around 2.3 KM all along the VISA Steel & KJ Ispat boundary is being constructed. Work for installation and commissioning of 250 m<sup>3</sup>/hr Effluent Treatment Plant has been initiated for treatment of surface runoff water.

As a part of compliance towards Pollution Prevention and sound environmental performance, JSL has made substantial efforts in last six years towards 100 % fly ash utilization by way of supplying fly ash to bricks manufacturing unit, Asbestos manufacturing Plant & Cement Plants. Further bottom ash is being disposed at nearby SPCB approved abandoned mines, supplied to NHAI for road construction as well as sent to other land development sites as per the instruction of district administration.

To be harmony with nature and green environment, JSL has undertaken mass plantation programmes in and around the Plant to create thick greenbelt and avenue plantations. As on 31st March, 2020 JSL has undertaken tree plantation of more than 3.4 Lakhs nos. inside plant covering an area of 193.62 Ha. (38.7 % of total plant area). Further, more than 1.39 Lakhs nos. of trees has been planted outside plant under Avenue Plantation and free distribution of more than 95,000 nos. of saplings to local villagers.

JSL is committed towards sustainable clean and green environment with compliance to all statutory obligations.

### **Health & Safety**

Jindal Stainless Limited (JSL) firmly believes in creating a Safety culture among all employees by adopting 4-E's (Engineering Control, Education, Encouragement & Enforcement) principles and through effective management practices by implementation of ISO 45001:2018 for Occupational Health & Safety system and promote safety at various stages to roll out "ACCIDENT FREE STEEL".

A robust management system framework and a sound safety governance structure drive our health and safety measures. To achieve our objective of Zero LTI (Loss time injury), long-term Safety Strategies are being implemented across JSL. We endeavour to achieve the goal of "Committed to Zero" i.e. to achieve zero LTI for any unsafe act/s when it comes to Safety.

JSL, Jajpur has set online systems for reporting unsafe condition/act in the workplace, besides offering features for online detection of hazardous gases as well as visual displays of the shop floor for better understanding of work processes. EHS Department, comprising of well experienced & empowered Safety Officers, Fire Officers, coupled with area-wise safety responsibility has been constituted to devise best practices & procedures for creating a safe work environment with ensuring applicable safety compliances. Supervisor Responsibility on safety i.e Line Responsibility is inherently adopted thus driving safety ownership at respective shop floors to enhance "Surakhya Chakra". JSL, Jajpur had well structured and experienced fire fighting team all round the clock to deal with any emergency situations at Plant. A dedicated SAFETY TRAINING CENTRE (STC) with multimedia facilities to conduct safety training on various topics and impart audio-visual aided induction & job specific safety trainings on daily. In addition, various Safety Promotion campaigns, awareness drive, publicity & propaganda including Weekly Open House Safety Meeting at different Shop floors are undertaken at regular intervals to instil safety culture.

We are committed to our goal of ensuring zero harm to our employees, our contractors and the communities in which we operate. This is integral to our business process and is laid down in the JSL Health and Safety Policy, through which we have achieved the Zero Fatality

## Human Resource

The joy of an engaged and high performing workforce has been at the root of Jindal Stainless Limited's (JSL's) progression into a strong and endearing enterprise. As on March 31, 2020, the Company total employee strength of 8,058 (including contractual staff).

Engagement forms the core of all HR initiatives. Several employee connect initiatives, like SAMPARK and Coffee with MD, give a direct platform to the employees to get their queries addressed by company's Managing Director. Events like Utsav gave an opportunity to bring together our employees to bond better and extend the gratitude to the actual support system – their families. Further, our engagement with employees in last Financial Year continued to strengthen through the Climate Survey, which was launched to solicit their opinions, perceptions and feelings regarding the organisation's environment.

As a performance-driven organization, we recently introduced the concept of Continuous Performance Management (CPM). The process of quarterly goal setting coupled with regular check-ins and coaching brings in focus the significance of the dialogue between the Manager and his direct Reports on the functional priorities and the results, thereby enabling employees to perform at their optimum levels.

The graduate engineering trainees (GET) hired from leading engineering & diploma colleges across India, went through our flagship program - ARISE. The 9-months induction program was launched with an objective to "Shape Stainless Engineers" of the future while preparing them for the transition from academic to the corporate world.

Learning & Development has been an important focus area with the objective to 'build a strong Learning culture, inspiring individuals to expand their capabilities & maximize their performance in their career at Jindal Stainless'. We completed the 12 month journey of Masterful Management, a flagship leadership development program for middle managers that focused on leadership capabilities for the changing business landscape. Capability of our workmen is enhanced continually with technical programs like Arohan as well as through Pratigyan - a unique up skilling and empowerment initiative for women. Leveraging the power of technology, our online courses ensured that we could focus on the learning and development of all employees, despite location or lockdown constraints.

In our effort to ensure prevention of any form of sexual harassment and to be more inclusive and safer for female employees, online module on POSH was launched across all management levels. The objective of the module is to create awareness amongst employees regarding the subject and to reiterate our commitment towards becoming a 'zero tolerance organization' against sexual harassment of women at workplace.

The efforts to have world class people practices are also recognized by the industry with several awards we have won in FY20, Business World Best Learning and Development Practise Award 2019, Workers Education Award 2019 and Manufacturing Today Awards 2019 in the Platinum category, to name a few. We are committed to make JSL the most preferred organisation to work for in the manufacturing sector.

## Way Forward

Several internal and external factors augur well for the Company's future. Today, JSL enjoys a deep repository of experience of decade's, a comprehensive pan-India and global distribution network, a large team of experienced and professionally-run human resource and a well-diversified product portfolio of stainless steel products.

Over the years, the Company has not only undertaken initiatives to increase its overall capacities and distribution network, but has also made significant efforts to strengthen its balance sheet. Going ahead, JSL remains focused on

maintaining a healthier balance sheet which will assist the Company to face some of the near-term macro level challenges. Today, the Company is well positioned to benefit from the expected recovery in demand and trajectory of growth as the economy stabilizes. The strategic initiatives undertaken in recent years are expected to provide the necessary resilience to successfully overcome challenges through different parts of the business cycle. On a longer-term basis, the Company remains confident that its strategic initiatives will provide levers for high quality and sustainable growth and profitability.

### **Forward-Looking Statement**

This Annual Report includes forward-looking statements regarding guidance, industry prospects, or future results of operations or financial position. We use words such as anticipates, believes, expects, future, intends, and similar expressions to identify forward looking statements. Forward looking statements reflect management's current expectations and are inherently uncertain. Actual results could differ materially for a variety of reasons, including, among others, fluctuations in foreign exchange rates, changes in global economic conditions and customer spending, world events and the rate of growth among others. The Company assumes no responsibility to amend, modify or revise any such statements. The Company disclaims any obligation to update these forward-looking statements except as may be required by law.

---

## Independent Auditor's Report

### To the Members of Jindal Stainless Limited

#### Report on the Audit of the Standalone Financial Statements

##### Opinion

1. We have audited the accompanying standalone financial statements of Jindal Stainless Limited ('the Company'), which comprise the Balance Sheet as at 31 March 2020, the Statement of Profit and Loss (including Other Comprehensive Income), the Cash Flow Statement and the Statement of Changes in Equity for the year then ended, and a summary of the significant accounting policies and other explanatory information.
2. In our opinion and to the best of our information and according to the explanations given to us, the aforesaid standalone financial statements give the information required by the Companies Act, 2013 ('Act') in the manner so required and give a true and fair view in conformity with the accounting principles generally accepted in India including Indian Accounting Standards ('Ind AS') specified under section 133 of the Act, of the state of affairs of the Company as at 31 March 2020, and its profit (including other comprehensive income), its cash flows and the changes in equity for the year ended on that date.

##### Basis for Opinion

3. We conducted our audit in accordance with the Standards on Auditing specified under section 143(10) of the Act. Our responsibilities under those standards are further described in the Auditor's Responsibilities for the Audit of the Financial Statements section of our report. We are independent of the Company in accordance with the Code of Ethics issued by the Institute of Chartered Accountants of India ('ICAI') together with the ethical requirements that are relevant to our audit of the financial statements under the provisions of the Act and the rules thereunder, and we have fulfilled our other ethical responsibilities in accordance with these requirements and the Code of Ethics. We believe that the audit evidence we have obtained is sufficient and appropriate to provide a basis for our opinion.

##### Key Audit Matters

4. Key audit matters are those matters that, in our professional judgment, were of most significance in our audit of the standalone financial statements of the current period. These matters were addressed in the context of our audit of the financial statements as a whole, and in forming our opinion thereon, and we do not provide a separate opinion on these matters.
5. We have determined the matters described below to be the key audit matters to be communicated in our report.

Key audit matter	How our audit addressed the key audit matter
<b>Valuation of investment in associate and subsidiary company</b> We draw reference to note 4 to the	Our audit procedures were focused on obtaining sufficient appropriate audit evidence that the carrying value of investments in the associate Jindal United Steel Limited and subsidiary PT. Jindal Stainless Indonesia are not materially

Key audit matter	How our audit addressed the key audit matter
<p>standalone financial statements.</p> <p>The Company has investment in equity instruments of its associate Jindal United Steel Limited and subsidiary company PT. Jindal Stainless Indonesia amounting to ₹ 175.05 crores and ₹ 54.68 crores, respectively. Such investments in the aforesaid associate and subsidiary company are accounted for at cost in accordance with Ind AS 27, Separate Financial Statements. The Company assesses the recoverability of these investments when impairment indicators exist by comparing the fair value (less costs of disposal) and carrying amount of the investment as on the reporting date in accordance with Ind AS 36, Impairment of Assets.</p> <p>The aforesaid investments are not traded in the recognized stock exchange. The fair values of the investments are determined by a management-appointed independent valuation specialist based on discounted cash flow ('DCF') method. The process of computation of fair valuation for such investments using DCF method is complex. Management's assessment of the fair valuation of investment requires estimation and judgement around assumptions used. The key assumptions underpinning management's assessment of the fair valuation include, but are not limited to, projections of future cash flows, growth rates, discount rates, estimated future operating and capital expenditure.</p> <p>The application of significant judgment in this matter required substantial involvement of internal valuation experts on the audit engagement.</p> <p>Accordingly, assessment of impairment loss to be recognised, if any, on the carrying value of investment made in the associate</p>	<p>misstated. These procedures included, but were not limited to, the following:</p> <p>We obtained an understanding of management's processes and controls for determining the fair valuation of investments. The understanding was obtained by performance of walkthroughs which included inspection of documents produced by the Company and discussion with those involved in the process of valuation.</p> <p>In addition to the evaluation of design and testing the operating effectiveness of controls implemented for identification of impairment indicators and measurement of impairment provisions, we also performed the following procedures:</p> <ul style="list-style-type: none"> <li>• Assessed the qualification and objectivity of the management-appointed independent valuation specialist to determine the fair value of investments;</li> <li>• Assessed the appropriateness of valuation methodology used for the fair valuation computation with the help of an auditor's expert, and tested the mathematical accuracy of management's model;</li> <li>• Reconciled the cash flow projections to the business plans approved by the Company's management;</li> <li>• Challenged the management's assessment of underlying assumptions used for the cash flow projections including the implied growth rates, considering evidence available, including the impact of COVID-19 pandemic, where appropriate to support these assumptions and our understanding of the business;</li> <li>• Tested the discount rate and long-term growth rates used in the forecast including comparison to economic and industry forecasts where appropriate;</li> <li>• Evaluated the sensitivity analysis performed by management in respect of the key assumptions such as discount and growth rates to ensure there was sufficient headroom with respect to the estimation uncertainty impact of such assumptions on the fair value calculation;</li> <li>• Engaged internal valuation experts to obtain additional comfort on the valuation technique used by management's valuation expert;</li> <li>• Obtained written representations from management and those charged with governance on whether the significant</li> </ul>

Key audit matter	How our audit addressed the key audit matter
<p>and subsidiary company has been considered as be a key audit matter for current year's audit.</p>	<p>assumptions used in valuation of the investments in the associate company and subsidiary company are considered reasonable.</p> <ul style="list-style-type: none"> <li>• Evaluated the adequacy and appropriateness of disclosures in relation to the investments in associate company and subsidiary company, in the financial statements including the related impairment indicators.</li> </ul>
<p><b>Recoverability of Minimum Alternate Tax (MAT) Credit</b></p> <p>As at 31 March 2020, the Company has recognised Minimum Alternate Tax (MAT) credit amounting to ₹ 77.65 crores, within deferred tax assets. On that date, the Company also has unabsorbed depreciation amounting to ₹ 2,352.23 crores and brought forward business losses amounting to ₹ 115.04 crores.</p> <p>The recognition of a deferred tax asset in the form of MAT credit is based on management's estimate of taxable and accounting profits in future, which are underpinned by the Company's price assumptions and business plans, and tax adjustments required to be made in the taxable profit computations, as per the provisions of Income Tax Act, 1961 (IT Act). Estimating recoverability of MAT credit also requires significant judgments, including the timing of reversals of unabsorbed depreciation.</p> <p>Considering the materiality of the amounts involved and inherent subjectivity requiring significant judgment involved in the determination of utilization of MAT credit through estimation of future taxable profits, this area was considered to be of most significance to the audit and determined to be a key audit matter.</p>	<p>Our procedures in relation to assessment of MAT credit recognised as at reporting date included, but were not limited to, the following:</p> <ul style="list-style-type: none"> <li>• Obtained and updated our understanding of the management's process of computation of future accounting and taxable profits of the Company, and expected utilization of available MAT credit within specified time period as per provisions of the IT Act.</li> <li>• Evaluated the design of and tested the operating effectiveness of controls around the preparation of underlying business plans, future taxable profit computation, and assessment of recognition of MAT credit at year end.</li> <li>• Reconciled the business results projections to the future business plans approved by the Company's board of directors;</li> <li>• Challenged the management's assessment of underlying assumptions used for the business results projections including expected capacity expansion and utilisation, implied growth rates and expected prices considering evidence available to support these assumptions and our understanding of the business;</li> <li>• Tested the growth rates used in the forecast by comparing them to past trends and to economic and industry forecasts, including the impact of COVID-19 pandemic, where appropriate;</li> <li>• Performed independent sensitivity analysis in respect of the key assumptions such as growth rates to ensure there was sufficient headroom with respect to the estimation uncertainty impact of such assumptions on the timing of reversal of unabsorbed depreciation and utilisation of MAT credit;</li> <li>• Tested the computations of future taxable profits, including testing of the adjustments made in such computations with respect to tax-allowed and tax-disallowed items, other tax</li> </ul>

Key audit matter	How our audit addressed the key audit matter
	<p>rebates and deductions available to the Company, and tested the computation of MAT liability in such future years, in accordance with the provisions of the IT Act.</p> <ul style="list-style-type: none"> <li>• Evaluated the historical accuracy of the estimates made in the prior periods with respect to business projections and aforesaid tax computations.</li> <li>• Tested the mathematical accuracy of management's projections and tax computations.</li> <li>• Based on aforesaid computations, assessed the appropriateness of management's estimate of likelihood of utilization of MAT credit within the time period specified and in accordance with the provisions of the IT Act.</li> <li>• Engaged the internal tax experts to assess the accuracy of MAT credit recognized in the financial statements.</li> <li>• Evaluated the appropriateness and adequacy of the disclosures related to MAT credit in the financial statements in accordance with the applicable accounting standards.</li> </ul>

We have determined that there are no other key audit matters to communicate in our report.

#### **Information other than the Financial Statements and Auditor's Report thereon**

6. The Company's Board of Directors is responsible for the other information. The other information comprises the information included in the Annual Report, but does not include the standalone financial statements and our auditor's report thereon. The Annual Report is expected to be made available to us after the date of this auditor's report.

Our opinion on the standalone financial statements does not cover the other information and we will not express any form of assurance conclusion thereon.

In connection with our audit of the standalone financial statements, our responsibility is to read the other information identified above when it becomes available and, in doing so, consider whether the other information is materially inconsistent with the standalone financial statements or our knowledge obtained in the audit or otherwise appears to be materially misstated.

When we read the Annual Report, if we conclude that there is a material misstatement therein, we are required to communicate the matter to those charged with governance.

#### **Responsibilities of Management and Those Charged with Governance for the Standalone Financial Statements**

7. The accompanying standalone financial statements have been approved by the Company's Board of Directors. The Company's Board of Directors is responsible for the matters stated in section 134(5) of the Act with respect to the preparation of these standalone financial statements that give a true and fair view of the financial position,

financial performance including other comprehensive income, changes in equity and cash flows of the Company in accordance with the accounting principles generally accepted in India, including the Ind AS specified under section 133 of the Act. This responsibility also includes maintenance of adequate accounting records in accordance with the provisions of the Act for safeguarding of the assets of the Company and for preventing and detecting frauds and other irregularities; selection and application of appropriate accounting policies; making judgments and estimates that are reasonable and prudent; and design, implementation and maintenance of adequate internal financial controls, that were operating effectively for ensuring the accuracy and completeness of the accounting records, relevant to the preparation and presentation of the financial statements that give a true and fair view and are free from material misstatement, whether due to fraud or error.

8. In preparing the financial statements, management is responsible for assessing the Company's ability to continue as a going concern, disclosing, as applicable, matters related to going concern and using the going concern basis of accounting unless management either intends to liquidate the Company or to cease operations, or has no realistic alternative but to do so.
9. Those Board of Directors is also responsible for overseeing the Company's financial reporting process.

#### **Auditor's Responsibilities for the Audit of the Financial Statements**

10. Our objectives are to obtain reasonable assurance about whether the financial statements as a whole are free from material misstatement, whether due to fraud or error, and to issue an auditor's report that includes our opinion. Reasonable assurance is a high level of assurance, but is not a guarantee that an audit conducted in accordance with Standards on Auditing will always detect a material misstatement when it exists. Misstatements can arise from fraud or error and are considered material if, individually or in the aggregate, they could reasonably be expected to influence the economic decisions of users taken on the basis of these financial statements.
11. As part of an audit in accordance with Standards on Auditing, we exercise professional judgment and maintain professional skepticism throughout the audit. We also:
  - Identify and assess the risks of material misstatement of the financial statements, whether due to fraud or error, design and perform audit procedures responsive to those risks, and obtain audit evidence that is sufficient and appropriate to provide a basis for our opinion. The risk of not detecting a material misstatement resulting from fraud is higher than for one resulting from error, as fraud may involve collusion, forgery, intentional omissions, misrepresentations, or the override of internal control;
  - Obtain an understanding of internal control relevant to the audit in order to design audit procedures that are appropriate in the circumstances. Under section 143(3)(i) of the Act, we are also responsible for expressing our opinion on whether the Company has adequate internal financial controls with reference to financial statements in place and the operating effectiveness of such controls;
  - Evaluate the appropriateness of accounting policies used and the reasonableness of accounting estimates and related disclosures made by management;
  - Conclude on the appropriateness of management's use of the going concern basis of accounting and, based on the audit evidence obtained, whether a material uncertainty exists related to events or conditions that



may cast significant doubt on the Company's ability to continue as a going concern. If we conclude that a material uncertainty exists, we are required to draw attention in our auditor's report to the related disclosures in the financial statements or, if such disclosures are inadequate, to modify our opinion. Our conclusions are based on the audit evidence obtained up to the date of our auditor's report. However, future events or conditions may cause the Company to cease to continue as a going concern;

- Evaluate the overall presentation, structure and content of the financial statements, including the disclosures, and whether the financial statements represent the underlying transactions and events in a manner that achieves fair presentation.
12. We communicate with those charged with governance regarding, among other matters, the planned scope and timing of the audit and significant audit findings, including any significant deficiencies in internal control that we identify during our audit.
  13. We also provide those charged with governance with a statement that we have complied with relevant ethical requirements regarding independence, and to communicate with them all relationships and other matters that may reasonably be thought to bear on our independence, and where applicable, related safeguards.
  14. From the matters communicated with those charged with governance, we determine those matters that were of most significance in the audit of the financial statements of the current period and are therefore the key audit matters. We describe these matters in our auditor's report unless law or regulation precludes public disclosure about the matter or when, in extremely rare circumstances, we determine that a matter should not be communicated in our report because the adverse consequences of doing so would reasonably be expected to outweigh the public interest benefits of such communication.

#### **Report on Other Legal and Regulatory Requirements**

15. As required by section 197(16) of the Act, based on our audit, we report that the Company has paid remuneration to its directors during the year in accordance with the provisions of and limits laid down under section 197 read with Schedule V to the Act.
16. As required by the Companies (Auditor's Report) Order, 2016 ('the Order') issued by the Central Government of India in terms of section 143(11) of the Act, we give in the Annexure I a statement on the matters specified in paragraphs 3 and 4 of the Order.
17. Further to our comments in Annexure I, as required by section 143(3) of the Act, based on our audit, we report, to the extent applicable, that:
  - a) we have sought and obtained all the information and explanations which to the best of our knowledge and belief were necessary for the purpose of our audit of the accompanying standalone financial statements;
  - b) in our opinion, proper books of account as required by law have been kept by the Company so far as it appears from our examination of those books;
  - c) the standalone financial statements dealt with by this report are in agreement with the books of account;

- d) in our opinion, the aforesaid standalone financial statements comply with Ind AS specified under section 133 of the Act;
- e) on the basis of the written representations received from the directors and taken on record by the Board of Directors, none of the directors is disqualified as on 31 March 2020 from being appointed as a director in terms of section 164(2) of the Act;
- f) we have also audited the internal financial controls with reference to financial statements of the Company as on 31 March 2020 in conjunction with our audit of the standalone financial statements of the Company for the year ended on that date and our report dated 31 March 2020 as per Annexure II expressed unmodified opinion; and
- g) with respect to the other matters to be included in the Auditor's Report in accordance with rule 11 of the Companies (Audit and Auditors) Rules, 2014 (as amended), in our opinion and to the best of our information and according to the explanations given to us:
  - i. the Company, as detailed in note 36 to the standalone financial statements, has disclosed the impact of pending litigations on its financial position as at 31 March 2020;
  - ii. the Company did not have any long-term contracts including derivative contracts for which there were any material foreseeable losses as at 31 March 2020;
  - iii. there has been no delay in transferring amounts, required to be transferred, to the Investor Education and Protection Fund by the Company during the year ended 31 March 2020; and
  - iv. the disclosure requirements relating to holdings as well as dealings in specified bank notes were applicable for the period from 8 November 2016 to 30 December 2016, which are not relevant to these standalone financial statements. Hence, reporting under this clause is not applicable.

For **Walker Chandiok & Co LLP**

Chartered Accountants

Firm's Registration No.: 001076N/N500013

**Siddharth Talwar**

Partner

Membership No.: 512752

UDIN: 20512752AAAACJ6386

**Place:** Faridabad

**Date:** 06 June 2020

**Annexure I to the Independent Auditor's Report of even date to the members of Jindal Stainless Limited, on the standalone financial statements for the year ended 31 March 2020**

**Annexure I**

Based on the audit procedures performed for the purpose of reporting a true and fair view on the financial statements of the Company and taking into consideration the information and explanations given to us and the books of account and other records examined by us in the normal course of audit, and to the best of our knowledge and belief, we report that:

- (i) (a) The Company has maintained proper records showing full particulars, including quantitative details and situation of fixed assets.
- (b) All fixed assets have not been physically verified by the management during the year, however, there is a regular program of verification once in three years, which, in our opinion, is reasonable having regard to the size of the Company and the nature of its assets. No material discrepancies were noticed on such verification.
- (c) The title deeds of all the immovable properties (which are included under the head 'Property, plant and equipment') are held in the name of the Company.
- (ii) In our opinion, the management has conducted physical verification of inventory at reasonable intervals during the year, except for goods-in-transit and stocks lying with third parties. For stocks lying with third parties at the year-end, written confirmations have been obtained by the management. No material discrepancies were noticed on the aforesaid verification.
- (iii) The Company has not granted any loan, secured or unsecured to companies, firms, Limited Liability Partnerships (LLPs) or other parties covered in the register maintained under Section 189 of the Act. Accordingly, the provisions of clauses 3(iii)(a), 3(iii)(b) and 3(iii)(c) of the Order are not applicable.
- (iv) In our opinion, the Company has complied with the provisions of Section 186 in respect of investments, guarantees and loans. Further, in our opinion, the Company has not entered into any transaction covered under Section 185 of the Act in respect of loans, guarantees and security.
- (v) In our opinion, the Company has complied with the directives issued by the Reserve Bank of India, the provisions of Sections 73 to 76 and other relevant provisions of the Act and the Companies (Acceptance of Deposits) Rules, 2014 (as amended) as applicable, with regard to the deposits accepted. According to the information and explanations given to us, no order has been passed by the Company Law Board or National Company Law Tribunal or Reserve Bank of India or any Court or any other Tribunal, in this regard.
- (vi) We have broadly reviewed the books of account maintained by the Company pursuant to the Rules made by the Central Government for the maintenance of cost records under sub-section (1) of Section 148 of the Act in respect of Company's products and services and are of the opinion that, prima facie, the prescribed accounts and records have been made and maintained. However, we have not made a detailed examination of the cost records with a view to determine whether they are accurate or complete.
- (vii) (a) Undisputed statutory dues including provident fund, employees' state insurance, income-tax, sales-tax, service tax, goods and service tax, duty of customs, duty of excise, value added tax, cess and other material statutory dues, as applicable, have generally been regularly deposited to the appropriate authorities, though there has been a slight delay in a few cases. Further, no undisputed amounts payable in respect thereof were outstanding at the year-end for a period of more than six months from the date they became payable.

**Annexure I to the Independent Auditor's Report of even date to the members of Jindal Stainless Limited, on the standalone financial statements for the year ended 31 March 2020**

- (b) The dues outstanding in respect of income-tax, sales-tax, service-tax, duty of customs, duty of excise, entry tax and value added tax on account of any dispute, are as follows:

Statement of Disputed Dues

Name of Statute	Nature of dues	Amount (₹ crores)	Amount paid under protest (₹ crores)	Period to which the amount relates	Forum where dispute is pending
The Central Sales Tax Act, 1956	Central Sales Tax	2.35	0.47	Financial Year 2013-14 and 2014-15	Additional Commissioner of Commercial Taxes
The Central Sales Tax Act, 1956	Central Sales Tax	0.43	0.09	October 2015 to March 2016	Additional Commissioner of Commercial Taxes
The Central Sales Tax Act, 1956	Central Sales Tax	1.64	0.16	April 2016 to June 2017	Additional Commissioner of Commercial Taxes
The Odisha Value Added Tax Act, 2004	Value Added Tax	22.92	-	Financial Year 2013-14 and 2014-15	The Hon'ble High Court, Odisha
The Orissa Entry Tax Act, 1999	Entry Tax	97.43	15.45	1 October 2006 to 30 September 2010	The Hon'ble High Court, Odisha
The Orissa Entry Tax Act, 1999	Entry Tax	57.18	20.96	Financial Year 2013-14 and 2014-15	The Hon'ble High Court, Odisha
The Orissa Entry Tax Act, 1999	Entry Tax	78.24	53.26	01 Oct 2010 to 31 March 2013 and 01 April 2015 to 31 March 2017	The Hon'ble High Court, Odisha
The Orissa Entry Tax Act, 1999	Entry Tax	0.10	0.10	April 2006 to September 2006	Additional Commissioner of Commercial Tax
The Customs Tariff Act, 1975	Customs Duty	7.97	0.60	Financial Year 2012-13	Customs Excise and Service Tax Appellate Tribunal
The Customs Act, 1962	Customs Duty	1.70	0.13	Financial Year 2014-15	Customs Excise and Service Tax Appellate Tribunal
The Customs Act, 1962	Customs Duty	0.90	0.84	Financial Year 2014-15 and 2015-16	Commissioner of Customs
The Central Excise Act, 1944	Central Excise Duty	1.30	1.30	Financial Year 2006-07, 2007-08 and 2008-09	Customs Excise and Service Tax Appellate Tribunal
The Central Excise Act, 1944	Central Excise Duty	0.50	0.05	September 2006 to August 2011	Customs Excise and Service Tax Appellate Tribunal
The Central Excise Act, 1944	Central Excise Duty	0.26	0.02	June 2007 to December 2007	Commissioner (appeal) of CGST, Central Excise & Customs
The Central Excise Act, 1944	Central Excise Duty	0.30	0.03	May 2008 to March 2009	Customs Excise and Service Tax Appellate Tribunal
The Central Excise Act, 1944	Central Excise Duty	0.22	0.02	Financial Year 2012-13 to 2013-14	Commissioner (appeal) of Central GST, Central Excise & Customs
The Central Excise Act, 1944	Central Excise Duty	0.19	0.01	Financial Year 2014-15	Commissioner (appeal) of Central GST, Central Excise & Customs

**Annexure I to the Independent Auditor's Report of even date to the members of Jindal Stainless Limited, on the standalone financial statements for the year ended 31 March 2020**

Name of Statute	Nature of dues	Amount (₹ crores)	Amount paid under protest (₹ crores)	Period to which the amount relates	Forum where dispute is pending
The Central Excise Act, 1944	Central Excise Duty	0.22	-	April 2014 to June 2017	Assistant Commissioner of Central GST and Central Excise
The Central Excise Act, 1944	Central Excise Duty	3.25	-	January 2013 to January 2014	Commissioner of Central GST and Central Excise
The Central Excise Act, 1944	Central Excise Duty	0.08	-	April 2011 to October 2016	Commissioner (Appeal) of Central Excise & Service Tax
The Central Excise Act, 1944	Central Excise Duty	0.10	-	Financial Year 2012-13 and 2013-14	Commissioner (Appeal) of Central Excise & Service Tax
The Central Excise Act, 1944	Central Excise Duty	0.05	-	May 2008 to March 2013	Commissioner (Appeal) of Central Excise & Service Tax
The Central Excise Act, 1944	Central Excise Duty	0.02	0.02	Financial Year 2013-14	Customs Excise and Service Tax Appellate Tribunal
Income-tax Act, 1961	Income tax	0.97	-	Assessment Year 2003-04	Hon'ble High Court of Delhi
Income-tax Act, 1961	Income tax	3.01	-	Assessment Year 2004-05	Hon'ble High Court of Delhi
Income-tax Act, 1961	Income tax	7.26	-	Assessment Year 2005-06	Hon'ble High Court of Delhi
Income-tax Act, 1961	Income tax	0.10	-	Assessment Year 2006-07	Assessing Officer
Income-tax Act, 1961	Income tax	8.69	-	Assessment Year 2006-07	Hon'ble High Court of Delhi
Income-tax Act, 1961	Income Tax	3.59	-	Assessment Year 2007-08	Hon'ble High Court of Delhi
Income-tax Act, 1961	Income tax	0.83	-	Assessment Year 2007-08	Assessing Officer
Income-tax Act, 1961	Income tax	2.08	-	Assessment Year 2007-08	Income tax Appellate Tribunal
Income-tax Act, 1961	Income tax	4.47	-	Assessment Year 2008-09	Hon'ble High Court of Delhi
Income-tax Act, 1961	Income tax	3.32	-	Assessment Year 2009-10	Income tax Appellate Tribunal
Income-tax Act, 1961	Income tax	0.52	-	Assessment Year 2010-11	Income tax Appellate Tribunal
Income-tax Act, 1961	Income tax	0.21	-	Assessment Year 2010-11	Commissioner of Income Tax (Appeals)
Income-tax Act, 1961	Income tax	19.47	-	Assessment Year 2011-12	Income tax Appellate Tribunal
Income-tax Act, 1961	Income tax	18.20	-	Assessment Year 2012-13	Income tax Appellate Tribunal
Income-tax Act, 1961	Income tax	14.34	-	Assessment Year 2013-14	Income tax Appellate Tribunal

**Annexure I to the Independent Auditor's Report of even date to the members of Jindal Stainless Limited, on the standalone financial statements for the year ended 31 March 2020**

Name of Statute	Nature of dues	Amount (₹ crores)	Amount paid under protest (₹ crores)	Period to which the amount relates	Forum where dispute is pending
Income-tax Act, 1961	Income tax	12.99	-	Assessment Year 2014-15	Income tax Appellate Tribunal
Income-tax Act, 1961	Income tax	0.12	-	Assessment Year 2015-16	Commissioner of Income Tax (Appeals)
Income-tax Act, 1961	Income tax	0.14	-	Assessment Year 2016-17	Commissioner of Income Tax (Appeals)

- (viii) The Company has not defaulted in repayment of loans or borrowings to any financial institution or a bank or any dues to debenture-holders during the year. The Company has no loans or borrowings payable to government during the year.
- (ix) In our opinion, the Company has applied moneys raised by way of term loans for the purposes for which these were raised. The Company did not raise moneys by way of initial public offer/ further public offer (including debt instruments) during year.
- (x) No fraud by the Company or on the Company by its officers or employees has been noticed or reported during the period covered by our audit.
- (xi) Managerial remuneration has been paid by the Company in accordance with the requisite approvals mandated by the provisions of Section 197 of the Act read with Schedule V to the Act.
- (xii) In our opinion, the Company is not a Nidhi Company. Accordingly, provisions of clause 3(xii) of the Order are not applicable.
- (xiii) In our opinion all transactions with the related parties are in compliance with Sections 177 and 188 of Act, where applicable, and the requisite details have been disclosed in the financial statements etc., as required by the applicable Ind AS.
- (xiv) During the year, the Company has made preferential allotment of shares. In respect of the same, in our opinion, the Company has complied with the requirement of Section 42 of the Act and the Rules framed thereunder. Further, in our opinion, the amounts so raised have been used for the purposes for which the funds were raised. During the year, the Company did not make preferential allotment or private placement of fully/partly convertible debentures.
- (xv) In our opinion, the Company has not entered into any non-cash transactions with the directors or persons connected with them covered under Section 192 of the Act.
- (xvi) The Company is not required to be registered under Section 45-IA of the Reserve Bank of India Act, 1934.

**For Walker Chandio & Co LLP**

Chartered Accountants

Firm's Registration No.: 001076N/N500013

**Siddharth Talwar**

Partner

Membership No.: 512752

UDIN: 20512752AAAACJ6386

**Place:** Faridabad

**Date:** 06 June 2020

## **Annexure II to the Independent Auditor's Report of even date to the members of Jindal Stainless Limited on the standalone financial statements for the year ended 31 March 2020**

### **Annexure II**

#### **Independent Auditor's Report on the internal financial controls with reference to the standalone financial statements under Clause (i) of Sub-section 3 of Section 143 of the Companies Act, 2013 ('the Act')**

1. In conjunction with our audit of the standalone financial statements of Jindal Stainless Limited ('the Company') as at and for the year ended 31 March 2020, we have audited the internal financial controls with reference to financial statements of the Company as at that date.

#### **Responsibilities of Management and Those Charged with Governance for Internal Financial Controls**

2. The Company's Board of Directors is responsible for establishing and maintaining internal financial controls based on the internal controls over financial reporting criteria established by the Company considering the essential components of internal control stated in the Guidance Note on Audit of Internal Financial Controls over Financial Reporting ('the Guidance Note') issued by the Institute of Chartered Accountants of India ('ICAI'). These responsibilities include the design, implementation and maintenance of adequate internal financial controls that were operating effectively for ensuring the orderly and efficient conduct of the Company's business, including adherence to the Company's policies, the safeguarding of its assets, the prevention and detection of frauds and errors, the accuracy and completeness of the accounting records, and the timely preparation of reliable financial information, as required under the Act.

#### **Auditor's Responsibility for the Audit of the Internal Financial Controls with Reference to Financial Statements**

3. Our responsibility is to express an opinion on the Company's internal financial controls with reference to financial statements based on our audit. We conducted our audit in accordance with the Standards on Auditing issued by the ICAI prescribed under Section 143(10) of the Act, to the extent applicable to an audit of internal financial controls with reference to financial statements, and the Guidance Note issued by the ICAI. Those Standards and the Guidance Note require that we comply with ethical requirements and plan and perform the audit to obtain reasonable assurance about whether adequate internal financial controls with reference to financial statements were established and maintained and if such controls operated effectively in all material respects.
4. Our audit involves performing procedures to obtain audit evidence about the adequacy of the internal financial controls with reference to financial statements and their operating effectiveness. Our audit of internal financial controls with reference to financial statements includes obtaining an understanding of such internal financial controls, assessing the risk that a material weakness exists, and testing and evaluating the design and operating effectiveness of internal control based on the assessed risk. The procedures selected depend on the auditor's judgement, including the assessment of the risks of material misstatement of the financial statements, whether due to fraud or error.
5. We believe that the audit evidence we have obtained is sufficient and appropriate to provide a basis for our audit opinion on the Company's internal financial controls with reference to financial statements.

#### **Meaning of Internal Financial Controls with Reference to Financial Statements**

6. A company's internal financial controls with reference to financial statements is a process designed to provide reasonable assurance regarding the reliability of financial reporting and the preparation of financial statements for external purposes in accordance with generally accepted accounting principles. A company's internal financial controls with reference to financial statements include those policies and procedures that (1) pertain to the maintenance of records that, in reasonable detail, accurately and fairly reflect the transactions and dispositions

**Annexure II to the Independent Auditor's Report of even date to the members of Jindal Stainless Limited on the standalone financial statements for the year ended 31 March 2020**

of the assets of the company; (2) provide reasonable assurance that transactions are recorded as necessary to permit preparation of financial statements in accordance with generally accepted accounting principles, and that receipts and expenditures of the company are being made only in accordance with authorisations of management and directors of the company; and (3) provide reasonable assurance regarding prevention or timely detection of unauthorised acquisition, use, or disposition of the company's assets that could have a material effect on the financial statements.

**Inherent Limitations of Internal Financial Controls with Reference to Financial Statements**

7. Because of the inherent limitations of internal financial controls with reference to financial statements, including the possibility of collusion or improper management override of controls, material misstatements due to error or fraud may occur and not be detected. Also, projections of any evaluation of the internal financial controls with reference to financial statements to future periods are subject to the risk that the internal financial controls with reference to financial statements may become inadequate because of changes in conditions, or that the degree of compliance with the policies or procedures may deteriorate.

**Opinion**

8. In our opinion, the Company has, in all material respects, adequate internal financial controls with reference to financial statements and such controls were operating effectively as at 31 March 2020, based on the internal control over financial reporting criteria established by the Company considering the essential components of Internal control stated in the Guidance Note issued by the ICAI.

For **Walker Chandio & Co LLP**

Chartered Accountants

Firm's Registration No.: 001076N/N500013

**Siddharth Talwar**

Partner

Membership No.: 512752

UDIN: 20512752AAAACJ6386

**Place:** Faridabad

**Date:** 06 June 2020



**JINDAL STAINLESS LIMITED**
**Balance Sheet as at 31 March 2020**
**(All amounts in ₹ crores, unless otherwise stated)**

	Note	As at 31 March 2020	As at 31 March 2019
<b>ASSETS</b>			
<b>Non-current assets</b>			
Property, plant and equipment	2	5,938.28	6,113.37
Capital work-in-progress	2A	9.13	20.14
Intangible assets	3	31.12	29.41
Intangible assets under development	3A	2.40	5.64
Financial assets			
Investments	4	486.93	486.37
Loans	5	110.08	42.52
Other financial assets	6	2.24	0.43
Income tax assets (net)	12	25.41	2.93
Other non-current assets	7	50.69	28.01
<b>Current assets</b>			
Inventories	8	2,330.41	2,044.16
Financial assets			
Investments	4	2.53	0.40
Trade receivables	9	779.41	842.52
Cash and cash equivalents	10	15.93	5.89
Bank balances other than cash and cash equivalents	11	28.45	8.19
Loans	5	11.27	12.47
Other financial assets	6	76.48	131.81
Income tax assets (net)	12	-	21.25
Other current assets	7	207.20	225.91
<b>Total</b>		<b>10,107.96</b>	<b>10,021.42</b>
<b>EQUITY AND LIABILITIES</b>			
<b>EQUITY</b>			
Equity share capital	13	97.45	95.84
Other equity	14	2,559.87	2,378.67
<b>LIABILITIES</b>			
<b>Non-current liabilities</b>			
Financial liabilities			
Borrowings	15	2,715.57	3,152.69
Other financial liabilities	16	102.40	26.01
Provisions	17	9.59	5.98
Deferred tax liabilities (net)	18	217.87	126.39
Other non-current liabilities	19	324.05	336.72

**JINDAL STAINLESS LIMITED****Balance Sheet as at 31 March 2020****(All amounts in ₹ crores, unless otherwise stated)**

	Note	As at 31 March 2020	As at 31 March 2019
<b>Current liabilities</b>			
Financial liabilities			
Borrowings	<b>20</b>	397.56	472.97
Trade payables	<b>21</b>		
Total outstanding dues of micro and small enterprises		87.28	77.44
Total outstanding dues of creditors other than micro and small enterprises		2,345.29	2,242.69
Other financial liabilities	<b>16</b>	1,038.60	904.01
Other current liabilities	<b>19</b>	211.78	201.39
Provisions	<b>17</b>	0.65	0.62
<b>Total</b>		<b>10,107.96</b>	<b>10,021.42</b>

**Summary of significant accounting policies****1**

The summary of significant accounting policies and other explanatory information are an integral part of the financial statements.

This is the Balance Sheet referred to in our report of even date	For and on behalf of the Board of Directors	
<b>For Walker Chandiook &amp; Co LLP</b> Chartered Accountants FRN 001076N/N500013	<b>Abhyuday Jindal</b> Managing Director DIN: 07290474	<b>Tarun Kumar Khulbe</b> Whole Time Director DIN: 07302532
<b>Siddharth Talwar</b> Partner Membership No.: 512752	<b>Anurag Mantri</b> Chief Financial Officer	<b>Navneet Raghuvanshi</b> Company Secretary
Place: Faridabad	Place: New Delhi	
Date: 06 June 2020		

**JINDAL STAINLESS LIMITED**
**Statement of Profit and Loss for the year ended 31 March 2020**
**(All amounts in ₹ crores, unless otherwise stated)**

	Note	Year ended 31 March 2020	Year ended 31 March 2019
<b>INCOME</b>			
Revenue from operations	<b>22</b>	12,320.11	12,585.01
Other income	<b>23</b>	36.98	27.58
<b>Total</b>		<b>12,357.09</b>	<b>12,612.59</b>
<b>EXPENSES</b>			
Cost of materials consumed		7,643.88	7,987.70
Purchases of stock-in-trade		487.86	698.08
Changes in inventories of finished goods, work in progress and stock-in-trade	<b>24</b>	(70.05)	(236.34)
Employee benefits expense	<b>25</b>	147.57	136.65
Finance costs	<b>26</b>	566.89	614.09
Depreciation and amortisation expense	<b>27</b>	408.86	335.08
Other expenses	<b>28</b>	2,936.03	2,862.98
<b>Total</b>		<b>12,121.04</b>	<b>12,398.24</b>
<b>Profit before exceptional items and tax</b>		<b>236.05</b>	<b>214.35</b>
Exceptional items	<b>37</b>	8.31	6.31
<b>Profit before tax</b>		<b>244.36</b>	<b>220.66</b>
<b>Tax expense</b>	<b>29</b>		
Deferred tax		91.48	81.09
Taxes in relation to earlier years		-	0.53
<b>Total tax expense</b>		<b>91.48</b>	<b>81.62</b>
<b>Profit for the year</b>		<b>152.88</b>	<b>139.04</b>
<b>Other comprehensive income</b>			
<i>Items that will not be reclassified to profit or loss</i>			
Re-measurements of defined employee benefit plans		(1.55)	(0.62)
Income tax effect on above		0.54	0.22
<b>Total other comprehensive income</b>		<b>(1.01)</b>	<b>(0.40)</b>

**JINDAL STAINLESS LIMITED****Statement of Profit and Loss for the year ended 31 March 2020****(All amounts in ₹ crores, unless otherwise stated)**

	Note	Year ended 31 March 2020	Year ended 31 March 2019
<b>Total comprehensive income for the year</b>		<b>151.87</b>	<b>138.64</b>
<b>Earnings per share (in ₹)</b>	<b>30</b>		
Basic		3.16	2.90
Diluted		3.16	2.90

**Summary of significant accounting policies****1**

The summary of significant accounting policies and other explanatory information are an integral part of the financial statements.

This is the Statement of Profit and Loss referred to in our report of even date	For and on behalf of the Board of Directors	
<b>For Walker Chandiok &amp; Co LLP</b> Chartered Accountants FRN 001076N/N500013	<b>Abhyuday Jindal</b> Managing Director DIN: 07290474	<b>Tarun Kumar Khulbe</b> Whole Time Director DIN: 07302532
<b>Siddharth Talwar</b> Partner Membership No.: 512752	<b>Anurag Mantri</b> Chief Financial Officer	<b>Navneet Raghuvanshi</b> Company Secretary
Place: Faridabad	Place: New Delhi	
Date: 06 June 2020		

**JINDAL STAINLESS LIMITED**

**Statement of changes in equity for the period ended 31 March 2020**

(All amounts in ₹ crores, unless otherwise stated)

**A. Equity share capital**

Particulars	Amount
<b>As at 1 April 2018</b>	<b>95.84</b>
Changes in equity share capital	-
<b>As at 31 March 2019</b>	<b>95.84</b>
Changes in equity share capital	1.61
<b>As at 31 March 2020</b>	<b>97.45</b>

**B. Other equity**

Particulars	Reserves and Surplus						Total
	Amalgamation reserve	Foreign currency monetary items translation difference account	Debenture redemption reserve (DRR)	Securities premium	Capital redemption reserve	Retained earnings	
<b>Balance as at 01 April 2018</b>	<b>1.22</b>	-	<b>51.69</b>	<b>1,053.91</b>	<b>20.00</b>	<b>1,128.96</b>	<b>2,255.78</b>
Profit for the year	-	-	-	-	-	139.04	<b>139.04</b>
Other comprehensive income for the year (net of tax)	-	-	-	-	-	(0.40)	<b>(0.40)</b>
Accumulation of translation difference on long term foreign currency monetary items (net of amortisation)	-	(15.75)	-	-	-	-	<b>(15.75)</b>
Transfer from debenture redemption reserve	-	-	(19.62)	-	-	19.62	-
<b>Balance as at 31 March 2019</b>	<b>1.22</b>	<b>(15.75)</b>	<b>32.07</b>	<b>1,053.91</b>	<b>20.00</b>	<b>1,287.22</b>	<b>2,378.67</b>
Profit for the year	-	-	-	-	-	152.88	<b>152.88</b>
Issue of equity shares and security premium thereon	-	-	-	26.97	-	-	<b>26.97</b>

**JINDAL STAINLESS LIMITED**

**Statement of changes in equity for the period ended 31 March 2020**

(All amounts in ₹ crores, unless otherwise stated)

Particulars	Reserves and Surplus						Total
	Amalgamation reserve	Foreign currency monetary items translation difference account	Debenture redemption reserve (DRR)	Securities premium	Capital redemption reserve	Retained earnings	
Other comprehensive income for the year (net of tax)	-	-	-	-	-	(1.01)	(1.01)
Accumulation of translation difference on long term foreign currency monetary items (net of amortisation)	-	2.36	-	-	-	-	2.36
Transfer from debenture redemption reserve	-	-	(7.65)	-	-	7.65	-
<b>Balance as at 31 March 2020</b>	<b>1.22</b>	<b>(13.39)</b>	<b>24.42</b>	<b>1,080.88</b>	<b>20.00</b>	<b>1,446.74</b>	<b>2,559.87</b>

**Summary of significant accounting policies**

**1**

The summary of significant accounting policies and other explanatory information are an integral part of the financial statements.

This is the Statement of Changes in Equity referred to in our report of even date	For and on behalf of the Board of Directors	
<b>For Walker Chandiook &amp; Co LLP</b> Chartered Accountants FRN 001076N/N500013	<b>Abhyuday Jindal</b> Managing Director DIN: 07290474	<b>Tarun Kumar Khulbe</b> Whole Time Director DIN: 07302532
<b>Siddharth Talwar</b> Partner Membership No.: 512752	<b>Anurag Mantri</b> Chief Financial Officer	<b>Navneet Raghuvanshi</b> Company Secretary
Place: Faridabad	Place: New Delhi	
Date: 06 June 2020		

**JINDAL STAINLESS LIMITED**
**Cash Flow Statement for the year ended 31 March 2020**
**(All amounts in ₹ crores, unless otherwise stated)**

Particulars		Year ended 31 March 2020	Year ended 31 March 2019
<b>A</b>	<b>Cash flow from operating activities</b>		
	Profit before tax	244.36	220.66
	<b>Adjustments for:</b>		
	Depreciation and amortisation expense	408.86	335.08
	Loss/(Profit) on sale of property, plant and equipment (net)	(0.28)	0.24
	Gain on disposal of investments (net)	-	(0.64)
	Interest income on investments	(2.88)	(3.08)
	Liabilities no longer required written back	(63.67)	(20.74)
	Amortisation of deferred revenue	(12.66)	(12.63)
	Interest income on financial assets measured at amortised cost	(1.21)	(1.10)
	Unwinding of discount on financial asset measured at amortised cost	1.61	1.58
	Bad debts written off and allowance for expected credit loss	1.16	7.74
	Interest income on fixed deposits, receivables and income tax refund	(18.79)	(3.66)
	Net unrealised foreign exchange loss/(gain)	82.79	(27.77)
	Finance costs	566.89	614.09
	Provision for estimated recompense liability	-	27.50
	<b>Operating profit before working capital changes</b>	<b>1,206.18</b>	<b>1,137.27</b>
	<b>Movement in working capital</b>		
	Trade receivables	93.90	(33.15)
	Inventories	(286.25)	(31.80)
	Other financial assets	(101.05)	(32.68)
	Other assets	(5.13)	99.72
	Trade payables	88.29	425.46
	Other financial liabilities	115.85	(183.66)
	Other liabilities	10.39	(26.03)
	Provisions	2.09	0.99
	<b>Cash flow from operating activities post working capital changes</b>	<b>1,124.27</b>	<b>1,356.12</b>
	Income tax paid (net of refund)	(1.23)	(2.95)
	<b>Net cash generated from operating activities (A)</b>	<b>1,123.04</b>	<b>1,353.17</b>

**JINDAL STAINLESS LIMITED**
**Cash Flow Statement for the year ended 31 March 2020**
**(All amounts in ₹ crores, unless otherwise stated)**

Particulars		Year ended 31 March 2020	Year ended 31 March 2019
<b>B</b>	<b>Cash flow from investing activities</b>		
	Purchase of property, plant & equipment and intangible assets (including Capital work in progress and intangible assets under development)	(170.64)	(187.57)
	Proceeds from sale of property, plant and equipment	21.59	2.33
	Interest received	8.85	3.74
	(Investment in)/ Redemption of deposits with banks	(21.83)	7.98
	Purchase of investment in subsidiary	-	(0.05)
	Proceeds from disposal of investments in subsidiary	-	1.41
	<b>Net cash used in investing activities (B)</b>	<b>(162.03)</b>	<b>(172.16)</b>
<b>C</b>	<b>Cash flow from financing activities</b>		
	Proceeds from issue of shares/warrants	28.58	-
	Repayment of short term borrowing (net)	(79.10)	(288.74)
	Repayment of long-term borrowings	(1,212.87)	(471.25)
	Proceeds from long-term borrowings	800.00	-
	Payment of lease liability	(4.01)	-
	Interest paid	(483.57)	(435.65)
	<b>Net cash used in financing activities (C)</b>	<b>(950.97)</b>	<b>(1,195.64)</b>
	<b>Net changes in cash and cash equivalents (A+B+C)</b>	<b>10.04</b>	<b>(14.63)</b>
	Cash and cash equivalents at the beginning of the year (refer note 10)	5.89	20.52
	<b>Cash and cash equivalents at the end of the year (refer note 10)</b>	<b>15.93</b>	<b>5.89</b>

**Summary of significant accounting policies**
**1**

The summary of significant accounting policies and other explanatory information are an integral part of the financial statements.

This is the Cash Flow Statement referred to in our report of even date	For and on behalf of the Board of Directors	
<b>For Walker Chandiook &amp; Co LLP</b> Chartered Accountants FRN 001076N/N500013	<b>Abhyuday Jindal</b> Managing Director DIN: 07290474	<b>Tarun Kumar Khulbe</b> Whole Time Director DIN: 07302532
<b>Siddharth Talwar</b> Partner Membership No.: 512752	<b>Anurag Mantri</b> Chief Financial Officer	<b>Navneet Raghuvanshi</b> Company Secretary
Place: Faridabad	Place: New Delhi	
Date: 06 June 2020		



## JINDAL STAINLESS LIMITED

### Summary of significant accounting policies and other explanatory information for the year ended 31 March 2020

(All amounts in ₹ crores, unless stated otherwise)

#### 1. Corporate information, basis of preparation and summary of significant accounting policies

##### i) Corporate information

Jindal Stainless Limited (“the Company”) is domiciled and incorporated in India and its (1) equity shares and (2) Global Depository Shares are listed at (1) Bombay Stock Exchange (BSE) and National Stock Exchange (NSE) and (2) Luxemburg Stock Exchange (LSE), respectively. The registered office of the Company is located at O. P. Jindal Marg, Hisar, Haryana, India. The Company is a leading manufacturer of Stainless Steel flat products in Austenitic, Ferritic, Martensitic and Duplex grades. The product range includes Ferro Alloys, Stainless Steel Slabs, Hot Rolled Coils, Plates and Sheets, and Cold Rolled Coils and Sheets.

##### ii) Basis of preparation

The financial statements of the Company have been prepared in accordance with Indian Accounting Standards (Ind AS) as notified by Ministry of Corporate Affairs pursuant to section 133 of the Companies Act, 2013 read with Companies (Indian Accounting Standards) Rules, 2015 as amended from time to time.

These financial statements are separate financial statements of the Company. The Company has also prepared consolidated financial statements for the year ended 31 March 2020 in accordance with Ind AS 110 and the same were also approved for issue by the Board of Directors, along with these financial statements on 6 June 2020.

The financial statements have been prepared on accrual and going concern basis. The accounting policies are applied consistently to all the periods presented in the financial statements. The financial statements have been prepared on a historical cost basis, except for the following assets and liabilities which have been measured at fair value:

- Certain financial assets and liabilities measured at fair value (refer accounting policy regarding financial instruments);
- Defined benefit plans – plan assets measured at fair value.

##### iii) Significant accounting policies

###### a) Current versus non-current classification

The Company presents assets and liabilities in the balance sheet based on current/ non-current classification.

An asset is treated as current when it is:

- Expected to be realised or intended to be sold or consumed in normal operating cycle,
- Held primarily for the purpose of trading,
- Expected to be realised within twelve months after the reporting period, or
- Cash or cash equivalent unless restricted from being exchanged or used to settle a liability for at least twelve months after the reporting period.

All other assets are classified as non-current.

## JINDAL STAINLESS LIMITED

### Summary of significant accounting policies and other explanatory information for the year ended 31 March 2020

(All amounts in ₹ crores, unless stated otherwise)

A liability is current when:

- It is expected to be settled in normal operating cycle,
- It is held primarily for the purpose of trading,
- It is due to be settled within twelve months after the reporting period, or
- There is no unconditional right to defer the settlement of the liability for at least twelve months after the reporting period.

The Company classifies all other liabilities as non-current.

Deferred tax assets and liabilities are classified as non-current assets and liabilities.

Based on the nature of products and the time between acquisition of assets for processing and their realisation in cash and cash equivalents, the Company has ascertained its operating cycle as 12 months for the purpose of current or non-current classification of assets and liabilities.

#### b) Property, plant and equipment

##### *Recognition and initial measurement*

Property, plant and equipment are stated at their cost of acquisition. The cost comprises the purchase price, borrowing cost (if capitalisation criteria are met) and any attributable costs of bringing the asset to its working condition for its intended use. Any trade discount and rebates are deducted in arriving at the purchase price. Subsequent costs are included in the asset's carrying amount or recognised as a separate asset, as appropriate, only when it is probable that future economic benefits attributable to such subsequent cost associated with the item will flow to the Company. All other repair and maintenance costs are recognised in statement of profit or loss as incurred.

In case an item of property, plant and equipment is acquired on deferred payment basis, interest expenses included in deferred payment is recognised as interest expense and not included in cost of asset.

##### *Subsequent measurement (depreciation and useful lives)*

Depreciation on property, plant and equipment is provided on the straight line method arrived on the basis of the useful life prescribed under Schedule II of the Companies Act, 2013. The following useful life of assets has been taken by the Company:

Tangible assets	Useful life (years)
Buildings	2-60
Electrical installations	1-35
Continuous process plant and equipment	1-35
Railway sidings	15
Power line and bay extension	15-20
Furniture and fixtures	1-10
Vehicles	3-10
Office equipment	1-15

## JINDAL STAINLESS LIMITED

### Summary of significant accounting policies and other explanatory information for the year ended 31 March 2020

(All amounts in ₹ crores, unless stated otherwise)

Cost of the leasehold land is amortized over the period of the lease.

The residual values, useful lives and method of depreciation are reviewed at each financial year end and adjusted prospectively, if appropriate.

Where, during any financial year, any addition has been made to any asset, or where any asset has been sold, discarded, demolished or destroyed, or significant components replaced; depreciation on such assets is calculated on a pro rata basis as individual assets with specific useful life from the month of such addition or, as the case may be, up to the month on which such asset has been sold, discarded, demolished or destroyed or replaced.

#### *De-recognition*

An item of property, plant and equipment and any significant part initially recognised is de-recognised upon disposal or when no future economic benefits are expected from its use or disposal. Any gain or loss arising on de-recognition of the asset (calculated as the difference between the net disposal proceeds and the carrying amount of the asset) is included in the income statement when the asset is derecognized.

#### **c) Intangible assets**

##### *Recognition and initial measurement*

Intangible assets acquired separately are measured on initial recognition at cost. Following initial recognition, intangible assets are carried at cost less any accumulated amortization and accumulated impairment losses, if any.

##### *Subsequent measurement (amortisation and useful lives)*

All finite-lived intangible assets are accounted for using the cost model whereby capitalised costs are amortised on a straight-line basis over their estimated useful lives. The estimated useful life of an identifiable intangible asset is based on a number of factors including the effects of obsolescence, demand, competition, and other economic factors (such as the stability of the industry, and known technological advances), and the level of maintenance expenditures required to obtain the expected future cash flows from the asset.

Residual values and useful lives are reviewed at each reporting date. The following useful lives are applied:

<b>Asset category</b>	<b>Estimated useful life (in years)</b>
Mine development expenses (stripping costs)	Over the period of expected duration of benefits
Software	5

## JINDAL STAINLESS LIMITED

### Summary of significant accounting policies and other explanatory information for the year ended 31 March 2020

(All amounts in ₹ crores, unless stated otherwise)

The amortisation period and the amortisation method for finite-lived intangible assets are reviewed at least at the end of each reporting period. Changes in the expected useful life or the expected pattern of consumption of future economic benefits embodied in the asset are considered to modify the amortisation period or method, as appropriate, and are treated as changes in accounting estimates.

#### *De-recognition*

Gains or losses arising from derecognition of an intangible asset are measured as the difference between the net disposal proceeds and the carrying amount of the asset and are recognised in the statement of profit or loss when the asset is derecognised.

#### **d) Impairment of non-financial assets**

For impairment assessment purposes, assets are grouped at the lowest levels for which there are largely independent cash inflows (cash generating units). As a result, some assets are tested individually for impairment and some are tested at cash-generating unit level.

The Company assesses at each balance sheet date whether there is any indication that an asset may be impaired. If any such indication exists, the Company estimates the recoverable amount of the asset. If such recoverable amount of the asset or the recoverable amount of the cash generating unit to which the asset belongs is less than its carrying amount, the carrying amount is reduced to its recoverable amount. The reduction is treated as an impairment loss and is recognized in the statement of profit and loss. If at the balance sheet date, there is an indication that a previously assessed impairment loss no longer exists then the recoverable amount is reassessed, and the asset is reflected at the recoverable amount subject to a maximum of depreciated historical cost. Impairment losses previously recognised are accordingly reversed in the statement of profit and loss.

To determine value-in-use, management estimates expected future cash flows from each cash-generating unit and determines a suitable discount rate in order to calculate the present value of those cash flows. The data used for impairment testing procedures are directly linked to the Company's latest approved budget, adjusted as necessary to exclude the effects of future re-organisations and asset enhancements. Discount factors are determined individually for each cash-generating unit and reflect current market assessment of the time value of money and asset-specific risk factors.

#### **e) Borrowing costs**

Borrowing costs directly attributable to the acquisition, construction or production of an asset that necessarily takes a substantial period of time to get ready for its intended use or sale are capitalized as part of the cost of the asset. All other borrowing costs are expensed in the period in which they occur. Borrowing costs consist of interest calculated using the effective interest method that an entity incurs in connection with the borrowing of funds. Borrowing cost also includes exchange differences to the extent regarded as an adjustment to the borrowing costs.

## JINDAL STAINLESS LIMITED

### Summary of significant accounting policies and other explanatory information for the year ended 31 March 2020

(All amounts in ₹ crores, unless stated otherwise)

Eligible transaction/ancillary costs incurred in connection with the arrangement of borrowings are adjusted with the proceeds of the borrowings.

#### f) Inventory

Inventories are stated at lower of cost or net realisable value. The cost in respect of the various items of inventory is computed as under:

- Raw material cost includes direct expenses and is determined based on weighted average method.
- Stores and spares cost includes direct expenses and is determined on the basis of weighted average method.
- In case of finished goods, cost includes raw material cost plus conversion costs and other overheads incurred to bring the goods to their present location and condition.

Net realisable value is the estimated selling price in the ordinary course of business less any applicable selling expenses. Provision for obsolescence and slow moving inventory is made based on management's best estimates of net realisable value of such inventories.

#### g) Foreign currency translation

##### *Functional and presentation currency*

The financial statements are presented in Indian Rupees (INR or ₹) and are rounded to two decimal places of crores, which is also the Company's functional currency.

##### *Transactions and balances*

Transactions in foreign currencies are initially recorded by the Company at its functional currency spot rates at the date the transaction first qualifies for recognition.

Monetary assets and liabilities denominated in foreign currencies are translated at the functional currency spot rates of exchange at the reporting date.

Exchange differences arising on settlement or translation of monetary items as at reporting date are recognised in profit or loss.

Non-monetary items that are measured in terms of historical cost in a foreign currency are translated using the exchange rates at the dates of the initial transactions. Non-monetary items measured at fair value in a foreign currency are translated using the exchange rates at the date when the fair value is determined. The gain or loss arising on translation of non-monetary items measured at fair value is treated in line with the recognition of the gain or loss on the change in fair value of the item (i.e., translation differences on items whose fair value gain or loss is recognised in OCI or profit or loss are also recognised in OCI or profit or loss, respectively).

## JINDAL STAINLESS LIMITED

### Summary of significant accounting policies and other explanatory information for the year ended 31 March 2020

(All amounts in ₹ crores, unless stated otherwise)

#### *Exchange differences*

As per the generally accepted accounting principles followed by the Company till 31 March 2016, exchange differences arising on translation/ settlement of long-term foreign currency monetary items pertaining to the acquisition of a depreciable asset were adjusted to the cost of the asset. Exchange differences arising on other long-term foreign currency monetary items existing as on 31 March 2016 are accumulated in the “Foreign Currency Monetary Item Translation Difference Account” and amortised over the remaining life of the concerned monetary item. The Company has elected to continue with the said policy on exchange differences arising on long term foreign currency monetary items existing on 31 March 2016, as allowed under Ind AS 101.

For this purpose, the Company treats a foreign monetary item as “long-term foreign currency monetary item”, if it has a term of 12 months or more at the date of its origination.

#### **h) Leases**

##### **Transition**

Effective 1 April 2019, the Company adopted Ind AS 116 “Leases” and applied the standard to all lease contracts existing on 1 April 2019 using the modified retrospective method and elected to measure the right-of-use assets at an amount equal to the lease liability adjusted for any prepaid or accrued lease payments that existed at the date of transition. Comparatives as at and for the year ended 31 March 2019 have not been retrospectively adjusted and therefore will continue to be reported under the accounting policies included as part of our Annual Report for year ended 31 March 2019.

Refer note 41 for details.

##### **The Company as a lessee**

The Company’s leased asset classes primarily consist of leases for land and plant and machinery. The Company assesses whether a contract contains a lease, at inception of a contract. A contract is, or contains, a lease if the contract conveys the right to control the use of an identified asset for a period of time in exchange for consideration. To assess whether a contract conveys the right to control the use of an identified asset, the Company assesses whether: (i) the contract involves the use of an identified asset (ii) the Company has substantially all of the economic benefits from use of the asset through the period of the lease and (iii) the Company has the right to direct the use of the asset.

At the date of commencement of the lease, the Company recognises a right-of-use asset (“ROU”) and a corresponding lease liability for all lease arrangements in which it is a lessee, except for leases with a term of twelve months or less (short-term leases) and low value leases. For these short-term and low value leases, the Company recognizes the lease payments as an operating expense on a straight-line basis over the term of the lease.

## JINDAL STAINLESS LIMITED

### Summary of significant accounting policies and other explanatory information for the year ended 31 March 2020

(All amounts in ₹ crores, unless stated otherwise)

Certain lease arrangements include options to extend or terminate the lease before the end of the lease term. ROU assets and lease liabilities include these options when it is reasonably certain that they will be exercised.

The right-of-use assets are initially recognized at cost, which comprises the initial amount of the lease liability adjusted for any lease payments made at or prior to the commencement date of the lease plus any initial direct costs less any lease incentives. They are subsequently measured at cost less accumulated depreciation and impairment losses.

Right-of-use assets are depreciated from the commencement date on a straight-line basis over the shorter of the lease term and useful life of the underlying asset.

The lease liability is initially measured at amortized cost at the present value of the future lease payments. The lease payments are discounted using the interest rate implicit in the lease or, if not readily determinable, using the incremental borrowing rates in the country of domicile of these leases. Lease payments included in the measurement of the lease liability are made up of fixed payments (including in substance fixed payments) and variable payments based on an index or rate. Subsequent to initial measurement, the liability will be reduced for payments made and increased for interest. Lease liabilities are remeasured with a corresponding adjustment to the related right of use asset if the Company changes its assessment of whether it will exercise an extension or a termination option.

#### **The Company as a lessor**

Leases for which the Company is a lessor is are classified as a finance or operating lease. Whenever the terms of the lease transfer substantially all the risks and rewards of ownership to the lessee, the contract is classified as a finance lease. All other leases are classified as operating leases.

When the Company is an intermediate lessor, it accounts for its interests in the head lease and the sublease separately. The sublease is classified as a finance or operating lease by reference to the right-of-use asset arising from the head lease.

For operating leases, rental income is recognized on a straight-line basis over the term of the relevant lease.

#### **i) Fair value measurement**

Fair value is the price that would be received to sell an asset or paid to transfer a liability in an orderly transaction between market participants at the measurement date. The fair value measurement is based on the presumption that the transaction to sell the asset or transfer the liability takes place either:

- In the principal market for the asset or liability, or
- In the absence of a principal market, in the most advantageous market for the asset or liability

The principal or the most advantageous market must be accessible by the Company.

## JINDAL STAINLESS LIMITED

### Summary of significant accounting policies and other explanatory information for the year ended 31 March 2020

(All amounts in ₹ crores, unless stated otherwise)

The fair value of an asset or a liability is measured using the assumptions that market participants would use when pricing the asset or liability, assuming that market participants act in their economic best interest.

A fair value measurement of a non-financial asset takes into account a market participant's ability to generate economic benefits by using the asset in its highest and best use or by selling it to another market participant that would use the asset in its highest and best use.

Company uses valuation techniques that are appropriate in the circumstances and for which sufficient data are available to measure fair value, maximizing the use of relevant observable inputs and minimizing the use of unobservable inputs.

All assets and liabilities for which fair value is measured or disclosed in the financial results are categorized within the fair value hierarchy, described as follows, based on the lowest level input that is significant to the fair value measurement as a whole:

- Level 1 — Quoted (unadjusted) market prices in active markets for identical assets or liabilities
- Level 2 — Valuation techniques for which the lowest level input that is significant to the fair value measurement is directly or indirectly observable
- Level 3 — Valuation techniques for which the lowest level input that is significant to the fair value measurement is Unobservable

For assets and liabilities that are recognized in the financial statements on a recurring basis, the Company determines whether transfers have occurred between levels in the hierarchy by re-assessing categorization (based on the lowest level input that is significant to the fair value measurement as a whole) at the end of each reporting period or each case.

For the purpose of fair value disclosures, the Company has determined classes of assets and liabilities on the basis of the nature, characteristics and risks of the asset or liability and the level of the fair value hierarchy as explained above.

#### **j) Revenue from sale of products and services**

##### *Recognition*

Sales (including scrap sales) are recognised when control of products is transferred to the buyer as per the terms of the contract and are accounted for net of returns and rebates. Control of goods refers to the ability to direct the use of and obtain substantially all of the remaining benefits from goods. Sales, as disclosed, are exclusive of goods and services tax.

To determine if it is acting as a principal or as an agent, the Company assesses whether it has exposure to the significant risks and rewards associated with the rendering of logistics services. Revenue from rendering of logistic services provided to its customer after the transfer of control of underlying goods is recognized on net basis i.e. after deducting the amount contractually payable to transporters out of the total consideration



## JINDAL STAINLESS LIMITED

### Summary of significant accounting policies and other explanatory information for the year ended 31 March 2020

(All amounts in ₹ crores, unless stated otherwise)

received and is recognized once the facilitation of such service is done as the Company does not assume any performance obligation.

Income in respect of service contracts, which are generally in the nature of providing infrastructure and support services, are recognised in statement of profit and loss when such services are rendered. Customers are invoiced periodically (generally on monthly basis).

For each performance obligation identified, the Company determines at contract inception whether it satisfies the performance obligation over time or satisfies the performance obligation at a point in time. If the Company does not satisfy a performance obligation over time, the performance obligation is satisfied at a point in time. A receivable is recognised when the goods are delivered as this is the case of point in time recognition where consideration is unconditional because only the passage of time is required.

The Company recognises contract liabilities for consideration received in respect of unsatisfied performance obligations and reports these amounts as other liabilities in the balance sheet. Similarly, if the Company satisfies a performance obligation before it receives the consideration, the Company recognises either a contract asset or a receivable in its balance sheet, depending on whether something other than the passage of time is required before the consideration is due.

#### *Measurement*

The Company considers the terms of the contract and its customary business practices to determine the transaction price. The transaction price is the amount of consideration to which the Company expects to be entitled in exchange for transferring promised goods or services to a customer, excluding amounts collected on behalf of third parties (for example, indirect taxes). The consideration promised in a contract with a customer may include fixed consideration, variable consideration (if reversal is less likely in future), or both. The sale of goods is typically made under credit payment terms differing from customer to customer and ranges between 0-90 days. No element of financing is deemed present as the sales are largely made on advance payment terms or with credit term of not more than one year.

The transaction price is allocated by the Company to each performance obligation (or distinct good or service) in an amount that depicts the amount of consideration to which it expects to be entitled in exchange for transferring the promised goods or services to the customer.

Periodically, the Company enters into volume or other rebate programs where once a certain volume or other conditions are met, it refunds the customer some portion of the amounts previously billed or paid. For such arrangements, the Company only recognizes revenue for the amounts it ultimately expects to realize from the customer. The Company estimates the variable consideration for these programs using the most likely amount method or the expected value method, whichever approach best predicts the amount of the consideration based on the terms of the contract and available information and updates its estimates in each reporting period.

**k) Financial instruments**

Financial instruments are recognised when the Company becomes a party to the contractual provisions of the instrument and are measured initially at fair value adjusted for transaction costs, except for those carried at fair value through profit or loss which are measured initially at fair value.

If the Company determines that the fair value at initial recognition differs from the transaction price, the Company accounts for that instrument at that date as follows:

- at the measurement basis mentioned above if that fair value is evidenced by a quoted price in an active market for an identical asset or liability (i.e. a Level 1 input) or based on a valuation technique that uses only data from observable markets. The Company recognises the difference between the fair value at initial recognition and the transaction price as a gain or loss.
- in all other cases, at the measurement basis mentioned above, adjusted to defer the difference between the fair value at initial recognition and the transaction price. After initial recognition, the Company recognises that deferred difference as a gain or loss only to the extent that it arises from a change in a factor (including time) that market participants would take into account when pricing the asset or liability.

Subsequent measurement of financial assets and financial liabilities is described below.

**Financial assets**

*Classification and subsequent measurement*

For the purpose of subsequent measurement, financial assets are classified into the following categories upon initial recognition:

- i. **Financial assets at amortised cost** – a financial instrument is measured at amortised cost if both the following conditions are met:
  - The asset is held within a business model whose objective is to hold assets for collecting contractual cash flows, and
  - Contractual terms of the asset give rise on specified dates to cash flows that are solely payments of principal and interest (SPPI) on the principal amount outstanding.

After initial measurement, such financial assets are subsequently measured at amortised cost using the effective interest method. Effective interest rate (EIR) is the rate that exactly discounts estimated future cash receipts through the expected life of the financial asset to the net carrying amount of the financial assets. The future cash flows include all other transaction costs paid or received, premiums or discounts if any, etc.

## JINDAL STAINLESS LIMITED

### Summary of significant accounting policies and other explanatory information for the year ended 31 March 2020

(All amounts in ₹ crores, unless stated otherwise)

ii. **Investments in equity instruments of subsidiaries and associates** - Investments in equity instruments of subsidiaries, joint ventures and associates are accounted for at cost in accordance with Ind AS 27 Separate Financial Statements. On disposal of these investments, the difference between net disposal proceeds and the carrying amount are recognised in the statement of profit and loss.

iii. **Financial assets at fair value**

- **Investments in equity instruments other than above** – All equity investments in scope of Ind AS 109 are measured at fair value. Equity instruments which are held for trading are generally classified as at fair value through profit and loss (FVTPL). For all other equity instruments, the Company decides to classify the same either as at fair value through other comprehensive income (FVOCI) or fair value through profit and loss (FVTPL). The Company makes such election on an instrument by instrument basis. The classification is made on initial recognition and is irrevocable.

If the Company decides to classify an equity instrument as at FVOCI, then all fair value changes on the instrument, excluding dividends, are recognised in the other comprehensive income (OCI). There is no recycling of the amounts from OCI to profit or loss, even on sale of investment. However, the Company may transfer the cumulative gain or loss within equity. Dividends on such investments are recognised in profit or loss unless the dividend clearly represents a recovery of part of the cost of the investment.

Equity instruments included within the FVTPL category are measured at fair value with all changes recognised in profit or loss.

- **Derivative assets** - All derivative assets are measured at fair value through profit and loss (FVTPL).

#### *De-recognition of financial assets*

A financial asset is primarily de-recognised when the rights to receive cash flows from the asset have expired or the Company has transferred its rights to receive cash flows from the asset.

#### *Reclassification of financial assets*

The Company determines classification of financial assets and liabilities on initial recognition. After initial recognition, no reclassification is made for financial assets which are equity instruments and financial liabilities. For financial assets which are debt instruments, a reclassification is made only if there is a change in the business model for managing those assets. Changes to the business model are expected to be infrequent. The Company's senior management determines change in the business model as a result of external or internal changes which are significant to the Company's operations. Such changes are evident to external parties. A change in the business model occurs when the Company either begins or ceases to perform an activity that is significant to its operations. If the Company reclassifies financial assets, it applies the reclassification prospectively from the reclassification date which is the first day of the immediately next reporting period following the change in business model. The Company does not restate any previously recognised gains, losses (including impairment gains or losses) or interest.

## JINDAL STAINLESS LIMITED

### Summary of significant accounting policies and other explanatory information for the year ended 31 March 2020

(All amounts in ₹ crores, unless stated otherwise)

#### Financial liabilities

##### *Subsequent measurement*

After initial recognition, the financial liabilities, other than derivative liabilities, are subsequently measured at amortised cost using the effective interest method.

Amortised cost is calculated by considering any discount or premium on acquisition and fees or costs that are an integral part of the EIR. The effect of EIR amortisation is included as finance costs in the statement of profit and loss.

All derivative liabilities are measured at fair value through profit and loss (FVTPL).

##### *De-recognition of financial liabilities*

A financial liability is de-recognised when the obligation under the liability is discharged or cancelled or expires. When an existing financial liability is replaced by another from the same lender on substantially different terms, or the terms of an existing liability are substantially modified, such an exchange or modification is treated as the de-recognition of the original liability and the recognition of a new liability. The difference in the respective carrying amounts is recognised in the statement of profit or loss.

#### Offsetting of financial instruments

Financial assets and financial liabilities are offset and the net amount is reported in the balance sheet if there is a currently enforceable legal right to offset the recognised amounts and there is an intention to settle on a net basis, to realize the assets and settle the liabilities simultaneously.

#### l) Impairment of financial assets

All financial assets except for those at FVTPL are subject to review for impairment at each reporting date to identify whether there is any objective evidence that a financial asset or a group of financial assets is impaired. Different criteria to determine impairment are applied for each category of financial assets.

In accordance with Ind AS 109, the Company applies expected credit loss (ECL) model for measurement and recognition of impairment loss for financial assets carried at amortised cost.

ECL is the weighted average of difference between all contractual cash flows that are due to the Company in accordance with the contract and all the cash flows that the Company expects to receive, discounted at the original effective interest rate, with the respective risks of default occurring as the weights. When estimating the cash flows, the Company is required to consider –

## JINDAL STAINLESS LIMITED

### Summary of significant accounting policies and other explanatory information for the year ended 31 March 2020

(All amounts in ₹ crores, unless stated otherwise)

- All contractual terms of the financial assets (including prepayment and extension) over the expected life of the assets.
- Cash flows from the sale of collateral held or other credit enhancements that are integral to the contractual terms.

#### *Trade receivables*

- i. For debtors that are not past due – The Company applies approach required by Ind AS 109 'Financial Instruments', which requires lifetime expected credit losses to be recognised upon initial recognition of receivables. Lifetime ECL are the expected credit losses resulting from all possible default events over the expected life of a financial instrument.

Life time expected credit losses are assessed and accounted based on company's historical counter party default rates and forecast of macro-economic factors, by dividing receivables that are not considered to be individually significant by reference to the business segment of the counter party and other shared credit risk characteristics to evaluate the expected credit loss. The expected credit loss estimate is then based on recent historical counter party default rates. The Company defines default as an event when the financial asset is past due for more than 365 days. This definition is based on management's expectation of the time period beyond which if a receivable is outstanding, it is an objective evidence of impairment.

- ii. For debtors considered past due – any enhancement in the accrual done for expected credit loss on individually significant receivables is made to recognise any additional expected credit loss on amount recoverable. The Company writes off trade receivables when there is no objective evidence that such amounts would not be recovered. Financial assets that are written-off are still subject to enforcement activity by the Company.

#### *Other financial assets*

For recognition of impairment loss on other financial assets and risk exposure, the Company determines whether there has been a significant increase in the credit risk since initial recognition. If the credit risk has not increased significantly since initial recognition, the Company measures the loss allowance at an amount equal to 12 month expected credit losses, else at an amount equal to the lifetime expected credit losses.

When making this assessment, the Company uses the change in the risk of a default occurring over the expected life of the financial asset. To make that assessment, the Company compares the risk of a default occurring on the financial asset as at the balance sheet date with the risk of a default occurring on the financial asset as at the date of initial recognition and considers reasonable and supportable information, that is available without undue cost or effort, that is indicative of significant increases in credit risk since initial recognition. The Company assumes that the credit risk on a financial asset has not increased significantly since initial recognition if the financial asset is determined to have low credit risk at the balance sheet date.

**m) Post- employment and other employee benefits**

*Defined contribution plans*

A defined contribution plan is a plan under which the Company pays fixed contributions into an independent fund administered by the government, for example, contribution towards Employees' Provident Fund Scheme and Employees' State Insurance Scheme. The Company has no legal or constructive obligations to pay further contributions after its payment of the fixed contribution, which are recognised as an expense in the year that related employee services are received.

*Defined benefit plans*

The Company operates a defined benefit gratuity plan in India. The cost of providing benefits under the defined benefit plan is determined on the basis of actuarial valuation using the projected unit credit method. Gratuity fund is administered through Life Insurance Corporation of India.

Remeasurements, comprising of actuarial gains and losses, excluding amounts included in net interest on the net defined benefit liability are recognized immediately in the balance sheet with a corresponding debit or credit to retained earnings through OCI in the period in which they occur. Remeasurements are not reclassified to profit or loss in subsequent periods.

**Other employee benefits**

*Long-term employee benefits: Compensated absences*

Liability in respect of compensated absences becoming due or expected to be availed within one year from the balance sheet date is recognised on the basis of undiscounted value of estimated amount required to be paid or estimated value of benefit expected to be availed by the employees. Liability in respect of compensated absences becoming due or expected to be availed more than one year after the balance sheet date is estimated based on an actuarial valuation performed by an independent actuary using the projected unit credit method.

Actuarial gains and losses arising from past experience and changes in actuarial assumptions are charged to statement of profit and loss in the year in which such gains or losses are determined.

*Other short-term benefits*

Expense in respect of other short-term benefits is recognized on the basis of amount paid or payable for the period during which services are rendered by the employees.

## JINDAL STAINLESS LIMITED

### Summary of significant accounting policies and other explanatory information for the year ended 31 March 2020

(All amounts in ₹ crores, unless stated otherwise)

#### n) Provisions, contingent assets and contingent liabilities

Provisions are recognized only when there is a present obligation, as a result of past events and when a reliable estimate of the amount of obligation can be made at the reporting date. These estimates are reviewed at each reporting date and adjusted to reflect the current best estimates.

If the effect of the time value of money is material, provisions are discounted to reflect its present value using a current pre-tax rate that reflects the current market assessments of the time value of money and the risks specific to the obligation. When provisions are discounted, the increase in the provision due to the passage of time is recognised as a finance cost.

Contingent liability is disclosed for:

- Possible obligations which will be confirmed only by future events not wholly within the control of the Company or
- Present obligations arising from past events where it is not probable that an outflow of resources will be required to settle the obligation or a reliable estimate of the amount of the obligation cannot be made.

Contingent assets are neither recognized nor disclosed except when realization of income is virtually certain, related asset is disclosed.

#### o) Earnings per share

Basic earnings per share is calculated by dividing the net profit or loss for the period attributable to equity shareholders (after deducting attributable taxes) by the weighted average number of equity shares outstanding during the period. The weighted average number of equity shares outstanding during the period is adjusted for events including a bonus issue.

For the purpose of calculating diluted earnings per share, the net profit or loss for the period attributable to equity shareholders and the weighted average number of shares outstanding during the period are adjusted for the effects of all dilutive potential equity shares.

Potential ordinary shares shall be treated as dilutive when, and only when, their conversion to ordinary shares would decrease earnings per share or increase loss per share from continuing operations.

#### p) Taxes

##### *Current income tax*

Current income tax assets and liabilities are measured at the amount expected to be recovered from or paid to the taxation authorities. The tax rates and tax laws used to compute the amount are those that are enacted

## JINDAL STAINLESS LIMITED

### Summary of significant accounting policies and other explanatory information for the year ended 31 March 2020

(All amounts in ₹ crores, unless stated otherwise)

or substantively enacted, at the reporting date in the countries where the Company operates and generates taxable income.

Current income tax relating to items recognised outside profit or loss is recognised outside profit or loss (either in other comprehensive income or in equity). Current tax items are recognised in correlation to the underlying transaction either in OCI or directly in equity. Management periodically evaluates positions taken in the tax returns with respect to situations in which applicable tax regulations are subject to interpretation and establishes provisions where appropriate.

#### *Deferred tax*

Deferred tax is provided using the liability method on temporary differences between the tax bases of assets and liabilities and their carrying amounts for financial reporting purposes at the reporting date.

Deferred tax liabilities are recognised for all taxable temporary differences. Deferred tax assets are recognised for all deductible temporary differences and any unused tax losses. Deferred tax assets are recognised to the extent that it is probable that taxable profit will be available against which the deductible temporary differences, and the carry forward of unused tax credits and unused tax losses can be utilized. Deferred tax is measured based on the tax rates and the tax laws enacted or substantively enacted at the balance sheet date. The carrying amount of deferred tax assets are reviewed at each balance sheet date and derecognized to the extent it is no longer probable that sufficient future taxable profits will be available against which such deferred tax assets can be realized.

Deferred tax relating to items recognized outside profit or loss is recognized outside profit or loss (either in other comprehensive income or in equity). Deferred tax items are recognized in correlation to the underlying transaction either in OCI or directly in equity.

Deferred tax assets and deferred tax liabilities are offset if a legally enforceable right exists to set off current tax assets against current tax liabilities and the deferred taxes relate to the same taxable entity and the same taxation authority.

Minimum Alternate Tax ('MAT') credit is recognized as an asset only when and to the extent it is probable that the Company will pay normal income tax during the specified period. In the year in which MAT credit becomes eligible to be recognized as an asset, the said asset is created by way of a credit to the statement of profit and loss and shown as MAT credit entitlement. The Company reviews the same at each balance sheet date and writes down the carrying amount of MAT credit entitlement to the extent it is not probable that the Company will pay normal income tax during the specified period.

#### **q) Government grants and subsidies**

Government grants are recognised where there is reasonable assurance that the grant will be received and all attached conditions will be complied with.



## JINDAL STAINLESS LIMITED

### Summary of significant accounting policies and other explanatory information for the year ended 31 March 2020

(All amounts in ₹ crores, unless stated otherwise)

When the grant or subsidy relates to revenue, it is recognised as income on a systematic basis in the statement of profit and loss over the periods necessary to match them with the related costs, which they are intended to compensate. Where the grant relates to an asset, it is recognised as deferred income and released to income in equal amounts over the expected useful life of the related asset.

#### r) Segment reporting

Operating segments are reported in a manner consistent with the internal reporting provided to the chief operating decision maker.

##### *Identification of segments:*

In accordance with Ind AS 108 – Operating Segment, the operating segments used to present segment information are identified based on information reviewed by the Company's management to allocate resources to the segments and assess their performance. An operating segment is a component of the Company that engages in business activities from which it earns revenues and incurs expenses, including revenues and expenses that relate to transactions with any of the Company's other components. Results of the operating segments are reviewed regularly by the management team which has been identified as the chief operating decision maker (CODM), to make decisions about resources to be allocated to the segment and assess its performance and for which discrete financial information is available.

##### *Allocation of common costs:*

Common allocable costs are allocated to each segment accordingly to the relative contribution of each segment to the total common costs.

##### *Unallocated items:*

Unallocated items include general corporate income and expense items which are not allocated to any business segment.

##### *Segment accounting policies*

The Company prepares its segment information in conformity with the accounting policies adopted for preparing and presenting the financial results of the Company as a whole.

#### s) Cash and cash equivalents

Cash and cash equivalents comprise cash in hand, demand deposits with banks/corporations and short-term highly liquid investments (original maturity less than 3 months) that are readily convertible into known amount of cash and are subject to an insignificant risk of change in value.

#### t) Exceptional items

On certain occasions, the size, type, or incidence of an item of income or expense, pertaining to the ordinary activities of the Company is such that its disclosure improves the understanding of the performance of the

## JINDAL STAINLESS LIMITED

### Summary of significant accounting policies and other explanatory information for the year ended 31 March 2020

(All amounts in ₹ crores, unless stated otherwise)

Company. Such income or expense is classified as an exceptional item and accordingly, disclosed in the notes to the financial statements.

#### (iv) Significant management judgement in applying accounting policies and estimation uncertainty

The following are the critical judgments and the key estimates concerning the future that management has made in the process of applying the Company's accounting policies and that may have the most significant effect on the amounts recognized in the financial statements or that have a significant risk of causing a material adjustment to the carrying amounts of assets and liabilities within the next financial year.

**Allowance for Expected credit losses** – The allowance for doubtful debts reflects management's estimate of losses inherent in its credit portfolio. This allowance is based on Company's estimate of the losses to be incurred, which derives from past experience with similar receivables, current and historical past due amounts, dealer termination rates, write-offs and collections, the careful monitoring of portfolio credit quality and current and projected economic and market conditions. The Company has also considered estimates of possible effect from the pandemic relating to COVID-19. Should the present economic and financial situation persist or even worsen, there could be a further deterioration in the financial situation of the Company's debtors compared to that already taken into consideration in calculating the allowances recognised in the financial statements.

**Recognition of deferred tax assets** – The extent to which deferred tax assets can be recognized is based on an assessment of the probability of the future taxable income against which the deferred tax assets can be utilized.

**Evaluation of indicators for impairment of assets** – The evaluation of applicability of indicators of impairment of assets requires assessment of several external and internal factors which could result in deterioration of recoverable amount of the assets.

**Provisions** – At each balance sheet date basis the management judgment, changes in facts and legal aspects, the Company assesses the requirement of provisions against the outstanding contingent liabilities. However, the actual future outcome may be different from this judgement.

**Useful lives of depreciable/ amortisable assets** – Management reviews its estimate of the useful lives of depreciable/amortisable assets at each reporting date, based on the expected utility of the assets. Uncertainties in these estimates relate to technical and economic obsolescence that may change the utility of assets.

**Defined benefit obligation (DBO)** – Management's estimate of the DBO is based on a number of underlying assumptions such as standard rates of inflation, mortality, discount rate and anticipation of future salary increases. Variation in these assumptions may significantly impact the DBO amount and the annual defined benefit expenses.

## JINDAL STAINLESS LIMITED

### Summary of significant accounting policies and other explanatory information for the year ended 31 March 2020

*(All amounts in ₹ crores, unless stated otherwise)*

**Fair value measurements** – Management applies valuation techniques to determine the fair value of financial instruments (where active market quotes are not available). This involves developing estimates and assumptions consistent with how market participants would price the instrument.

**Contingent liabilities** – The Company is the subject of legal proceedings and tax issues covering a range of matters, which are pending in various jurisdictions. Due to the uncertainty inherent in such matters, it is difficult to predict the final outcome of such matters. The cases and claims against the Company often raise difficult and complex factual and legal issues, which are subject to many uncertainties, including but not limited to the facts and circumstances of each particular case and claim, the jurisdiction and the differences in applicable law. In the normal course of business management consults with legal counsel and certain other experts on matters related to litigation and taxes. The Company accrues a liability when it is determined that an adverse outcome is probable and the amount of the loss can be reasonably estimated.

**(v) Standards issued but not yet effective**

Ministry of Corporate Affairs ("MCA") notifies new standard or amendments to the existing standards. There is no such notification which would have been applicable from 1 April 2020.

**JINDAL STAINLESS LIMITED**
**Summary of significant accounting policies and other explanatory information for the year ended 31 March 2020**

(All amounts in ₹ crores, unless otherwise stated)

**2 Property, plant and equipment**

Particulars	Owned assets									Right-of-use assets#		Total
	Freehold land*	Buildings**	Plant and Machinery***	Railway siding	Electric installations	Vehicles	Furniture and Fixtures	Office equipment	Power line and Bay extension	Leasehold land	Plant and Machinery	
<b>Gross carrying amount</b>												
<b>As at 01 April 2018</b>	<b>238.01</b>	<b>1,076.55</b>	<b>4,979.42</b>	<b>113.82</b>	<b>121.18</b>	<b>8.22</b>	<b>3.22</b>	<b>2.81</b>	<b>9.19</b>	<b>439.98</b>	-	<b>6,992.40</b>
Additions	0.61	22.57	269.66	4.42	17.94	0.40	2.68	0.59	-	0.03	-	<b>318.90</b>
Disposal	-	-	(10.54)	-	-	(0.34)	-	-	-	-	-	<b>(10.88)</b>
<b>As at 31 March 2019</b>	<b>238.62</b>	<b>1,099.12</b>	<b>5,238.54</b>	<b>118.24</b>	<b>139.12</b>	<b>8.28</b>	<b>5.90</b>	<b>3.40</b>	<b>9.19</b>	<b>440.01</b>	-	<b>7,300.42</b>
Additions	0.05	5.79	154.38	-	1.61	1.66	0.53	0.78	-	-	-	<b>164.80</b>
Transition impact of Ind AS 116	-	-	-	-	-	-	-	-	-	5.65	76.00	<b>81.65</b>
Disposal	-	-	(43.62)	-	-	-	-	-	-	-	-	<b>(43.62)</b>
<b>As at 31 March 2020</b>	<b>238.67</b>	<b>1,104.91</b>	<b>5,349.30</b>	<b>118.24</b>	<b>140.73</b>	<b>9.94</b>	<b>6.43</b>	<b>4.18</b>	<b>9.19</b>	<b>445.66</b>	<b>76.00</b>	<b>7,503.25</b>
<b>Accumulated depreciation</b>												
<b>As at 01 April 2018</b>	-	<b>91.19</b>	<b>718.56</b>	<b>15.03</b>	<b>20.94</b>	<b>2.90</b>	<b>0.66</b>	<b>1.23</b>	<b>1.64</b>	<b>15.95</b>	-	<b>868.10</b>
Depreciation charge	-	31.34	273.34	7.45	7.41	1.08	0.43	0.30	0.55	5.36	-	<b>327.26</b>
Disposal	-	-	(8.15)	-	-	(0.16)	-	-	-	-	-	<b>(8.31)</b>
<b>As at 31 March 2019</b>	-	<b>122.53</b>	<b>983.75</b>	<b>22.48</b>	<b>28.35</b>	<b>3.82</b>	<b>1.09</b>	<b>1.53</b>	<b>2.19</b>	<b>21.31</b>	-	<b>1,187.05</b>

**JINDAL STAINLESS LIMITED**
**Summary of significant accounting policies and other explanatory information for the year ended 31 March 2020**
**(All amounts in ₹ crores, unless otherwise stated)**

Particulars	Owned assets									Right-of-use assets#		Total
	Freehold land*	Buildings **	Plant and Machinery***	Railway siding	Electric installations	Vehicles	Furniture and Fixtures	Office equipment	Power line and Bay extension	Leasehold land	Plant and Machinery	
Depreciation charge	-	32.06	336.87	7.54	8.70	1.04	0.58	0.44	0.55	5.44	7.05	<b>400.27</b>
Disposal	-	-	(22.35)	-	-	-	-	-	-	-	-	<b>(22.35)</b>
<b>As at 31 March 2020</b>	<b>-</b>	<b>154.59</b>	<b>1,298.27</b>	<b>30.02</b>	<b>37.05</b>	<b>4.86</b>	<b>1.67</b>	<b>1.97</b>	<b>2.74</b>	<b>26.75</b>	<b>7.05</b>	<b>1,564.97</b>
<b>Net carrying amount</b>												
<b>As at 31 March 2019</b>	<b>238.62</b>	<b>976.59</b>	<b>4,254.79</b>	<b>95.76</b>	<b>110.77</b>	<b>4.46</b>	<b>4.81</b>	<b>1.87</b>	<b>7.00</b>	<b>418.70</b>	<b>-</b>	<b>6,113.37</b>
<b>As at 31 March 2020</b>	<b>238.67</b>	<b>950.32</b>	<b>4,051.03</b>	<b>88.22</b>	<b>103.68</b>	<b>5.08</b>	<b>4.76</b>	<b>2.21</b>	<b>6.45</b>	<b>418.91</b>	<b>68.95</b>	<b>5,938.28</b>

\* Gross carrying amount includes ₹ 16.78 crores (previous year ₹ 16.78 crores) jointly owned with other body corporate with 50% share.

\*\* Gross carrying amount includes ₹ 1.17 crores (previous year ₹ 1.17 crores) jointly owned with other body corporate with 50% share.

\*\*\* Additions include ₹ 17.40 crores (previous year ₹ 33.98 crores) on account of exchange difference on foreign currency loans.

# Refer note 41 for disclosure pertaining to leases.

**(i) Contractual obligations**

Refer note 34 for disclosures of contractual commitments for the acquisition of property, plant and equipment.

**(ii) Property, plant and equipment pledged as security**

Refer note 45 and 15 for information on property, plant and equipment pledged as security by the Company.

**2A** The Company has capital work-in-progress amounting to ₹ 9.13 crores as at 31 March 2020 (previous year: ₹ 20.14 crores)

**JINDAL STAINLESS LIMITED**
**Summary of significant accounting policies and other explanatory information for the year ended 31 March 2020**
**(All amounts in ₹ crores, unless otherwise stated)**

<b>3</b>	<b>Intangible assets</b>			
	<b>Particulars</b>	<b>Computer software</b>	<b>Mine development expense (stripping cost)</b>	<b>Grand Total</b>
	<b>Gross carrying amount</b>			
	<b>As at 01 April 2018</b>	<b>48.61</b>	<b>14.38</b>	<b>62.99</b>
	Additions	-	-	-
	Disposals	-	-	-
	<b>As at 31 March 2019</b>	<b>48.61</b>	<b>14.38</b>	<b>62.99</b>
	Additions	10.30	-	10.30
	Disposals	-	-	-
	<b>As at 31 March 2020</b>	<b>58.91</b>	<b>14.38</b>	<b>73.29</b>
	<b>Accumulated amortisation</b>			
	<b>As at 01 April 2018</b>	<b>17.11</b>	<b>8.65</b>	<b>25.76</b>
	Amortisation charge	4.14	3.68	<b>7.82</b>
	Disposals	-	-	-
	<b>As at 31 March 2019</b>	<b>21.25</b>	<b>12.33</b>	<b>33.58</b>
	Amortisation charge	7.85	0.74	8.59
	Disposals	-	-	-
	<b>As at 31 March 2020</b>	<b>29.10</b>	<b>13.07</b>	<b>42.17</b>
	<b>Net carrying amount</b>			
	<b>As at 31 March 2019</b>	<b>27.36</b>	<b>2.05</b>	<b>29.41</b>
	<b>As at 31 March 2020</b>	<b>29.81</b>	<b>1.31</b>	<b>31.12</b>
<b>3A</b>	The Company has intangible assets under development amounting to ₹ 2.40 crores as at 31 March 2020 (previous year: ₹ 5.64 crores)			

**JINDAL STAINLESS LIMITED**
**Summary of significant accounting policies and other explanatory information for the year ended 31 March 2020**

(All amounts in ₹ crores, unless otherwise stated)

4	Investments	As at 31 March 2020			As at 31 March 2019		
		Nos.	Face Value (₹)	Amount	Nos.	Face Value (₹)	Amount
<b>I</b>	<b>Non-current investments</b>						
<b>A</b>	<b>Investment in equity instruments</b>						
<b>(i)</b>	<b>Investment in subsidiaries carried at cost (unquoted)</b>						
	PT. Jindal Stainless Indonesia*	12,499,900	USD 1	54.68	12,499,900	USD 1	54.68
	JSL Group Holdings Pte. Limited	6,657,565	SGD 1	22.01	6,657,565	SGD 1	22.01
	Jindal Stainless FZE	6	AED 1000000	7.24	6	AED 1000000	7.24
	Iberjindal S.L.	650,000	EURO 1	4.26	650,000	EURO 1	4.26
	Jindal Stainless Park Limited	50,000	10	0.05	50,000	10	0.05
				<b>88.24</b>			<b>88.24</b>
<b>(ii)</b>	<b>Investment in associate companies carried at cost (unquoted)</b>						
	Jindal Stainless Corporate Management Services Private Limited	5,000	10	0.01	5,000	10	0.01
	Jindal United Steel Limited #	99,098,577	10	99.10	58,166,145	10	58.17
	Jindal Coke Limited	8,432,372	10	8.44	8,432,372	10	8.44
				<b>107.55</b>			<b>66.62</b>
<b>(iii)</b>	<b>Investment in 10 % Non-cumulative non-convertible redeemable preference shares (equity portion) of associate companies carried at cost (unquoted)**</b>						
	Jindal United Steel Limited #			75.88			75.88
	Jindal Coke Limited			79.31			79.31
				<b>155.19</b>			<b>155.19</b>
<b>(iv)</b>	<b>Investment in other companies-carried at fair value through other comprehensive income (unquoted)</b>						
	MJSJ Coal Limited	8,559,000	10	8.47	8,559,000	10	8.47
	Jindal Synfuels Limited	100,000	10	0.10	100,000	10	0.10
	Arian Resources Corporation	111,102		0.01	111,102		0.01
				<b>8.58</b>			<b>8.58</b>
	<b>Total (A)</b>			<b>359.56</b>			<b>318.63</b>

**JINDAL STAINLESS LIMITED**
**Summary of significant accounting policies and other explanatory information for the year ended 31 March 2020**

(All amounts in ₹ crores, unless otherwise stated)

	Investments	As at 31 March 2020			As at 31 March 2019		
		Nos.	Face Value (₹)	Amount	Nos.	Face Value (₹)	Amount
<b>B</b>	<b>Investment in preference shares of associate companies</b>						
(i)	<b>0.01 % Non-cumulative compulsorily convertible preference shares carried at cost</b>						
	Jindal Coke Limited	17,617,568	10	17.62	17,617,568	10	17.62
	Jindal United Steel Limited #	75,951,363	10	75.95	116,883,795	10	116.88
				<b>93.57</b>			<b>134.50</b>
(ii)	<b>10 % Non-Cumulative non-convertible redeemable preference shares carried at amortised cost**</b>						
	Jindal Coke Limited	91,647,073	10	17.06	91,647,073	10	15.81
	Jindal United Steel Limited #	87,673,311	10	16.74	87,673,311	10	15.12
				<b>33.80</b>			<b>30.93</b>
	<b>Total (B)</b>			<b>127.37</b>			<b>165.43</b>
<b>C</b>	<b>Investment in government securities carried at amortised cost</b>						
	8.57% Andhra Pradesh SDL 2020			-	220,000	100	2.31
	<b>Total (C)</b>			-			<b>2.31</b>
	<b>Total (A+B+C)</b>			<b>486.93</b>			<b>486.37</b>
<b>II</b>	<b>Current investments</b>						
<b>A</b>	<b>Investment in equity instruments - carried at fair value through profit or loss (quoted)</b>						
	Hotel Leela Ventures Limited	90,000	2	0.03	90,000	2	0.10
	Central Bank of India	7,247	10	0.01	7,247	10	0.02
	Adani Ports and Special Economic Zone Limited	7,355	2	0.18	7,355	2	0.28
	<b>Total (A)</b>			<b>0.22</b>			<b>0.40</b>
<b>B</b>	<b>Investment in government securities carried at amortised cost</b>						
	8.57% Andhra Pradesh SDL 2020	220,000	100	2.31			-
	<b>Total (B)</b>			<b>2.31</b>			-
	<b>Total (A+B)</b>			<b>2.53</b>			<b>0.40</b>



**JINDAL STAINLESS LIMITED****Summary of significant accounting policies and other explanatory information for the year ended 31 March 2020****(All amounts in ₹ crores, unless otherwise stated)**

	Investments	As at 31 March 2020			As at 31 March 2019		
		Nos.	Face Value (₹)	Amount	Nos.	Face Value (₹)	Amount
	<b>Aggregate amount of unquoted investments</b>			<b>489.24</b>			<b>486.37</b>
	<b>Aggregate amount and market value of quoted investments</b>			<b>0.22</b>			<b>0.40</b>
	* Undertaking for non disposal of investment by way of letter of comfort given to banks against credit facilities/financial assistance availed by subsidiary.						
	** In terms of Composite Scheme of Arrangement (Refer note 32), Jindal Coke Limited and Jindal United Steel Limited issued 10% non cumulative non convertible redeemable preference shares to the Company. The difference between the fair value of such preference shares upon initial recognition and the amount of settlement as per the said scheme, has been accounted as deemed equity contribution and has been classified as investment in equity instrument.						
	# The management of the Company compared the carrying amount of its investment in its associate company, Jindal United Stainless Limited ('JUSL') and subsidiary company, PT. Jindal Stainless Indonesia ('PTJSI') as at 31 March 2020, with the carrying amounts of net assets of JUSL and PTJSI. The management observed the existence of certain indicators of impairment and accordingly appointed an independent valuation specialist to assess the recoverable amount of the investments by comparing the value in use and carrying amount of the investments as on the reporting date. The independent valuation specialist concluded that there is no impairment in the carrying amount of investments.						

**JINDAL STAINLESS LIMITED**
**Summary of significant accounting policies and other explanatory information for the year ended 31 March 2020  
(All amounts in ₹ crores, unless otherwise stated)**

5	Loans	Non-current		Current	
		As at 31 March 2020	As at 31 March 2019	As at 31 March 2020	As at 31 March 2019
	Loans receivables considered good - Unsecured				
	Security deposits	24.19	25.23	3.16	6.02
	Loan to related party	85.89	17.29	8.11	6.45
	<b>Total</b>	<b>110.08</b>	<b>42.52</b>	<b>11.27</b>	<b>12.47</b>

Refer note 46 for disclosure of fair values in respect of financial assets measured at amortised cost and assessment of expected credit losses.

6	Other financial assets	Non-current		Current	
		As at 31 March 2020	As at 31 March 2019	As at 31 March 2020	As at 31 March 2019
	Receivables from related party	-	-	-	73.48
	Derivative asset (foreign exchange forward contracts)	-	-	30.83	32.97
	Bank deposits with remaining maturity of more than 12 months*	2.24	0.43	-	-
	Export benefit receivables	-	-	26.03	21.04
	Other receivables	-	-	19.62	4.32
	<b>Total</b>	<b>2.24</b>	<b>0.43</b>	<b>76.48</b>	<b>131.81</b>

\* ₹ 2.24 crores (previous year: ₹ 0.43 crores) is under lien with banks.

Refer note 46 for disclosure of fair values in respect of financial assets measured at amortised cost and assessment of expected credit losses.

7	Other assets	Non-current		Current	
		As at 31 March 2020	As at 31 March 2019	As at 31 March 2020	As at 31 March 2019
	Capital advances	18.90	18.45	-	-
	Prepaid expenses	7.98	9.56	12.38	10.15
	Advances to vendors	-	-	98.79	104.05
	Balances with statutory authorities	23.81	-	93.65	110.54
	Other assets	-	-	2.38	1.17
	<b>Total</b>	<b>50.69</b>	<b>28.01</b>	<b>207.20</b>	<b>225.91</b>

**JINDAL STAINLESS LIMITED****Summary of significant accounting policies and other explanatory information for the year ended 31 March 2020****(All amounts in ₹ crores, unless otherwise stated)**

<b>8</b>	<b>Inventories</b>	<b>As at 31 March 2020</b>	<b>As at 31 March 2019</b>
	Raw materials [Including goods-in-transit ₹ 401.61 crores (previous year ₹ 286.91 crores)]	728.00	514.33
	Work in progress	766.26	816.24
	Finished goods [Including goods-in-transit ₹ 50.05 crores (previous year ₹ 38.05 crores)]	593.53	467.05
	Stock-in-trade [Including goods-in-transit ₹ Nil (previous year ₹ 6.09 crores)]	5.36	11.81
	Store and spares [Including goods-in-transit ₹ 18.37 crores (previous year ₹ 16.93 crores)]	237.26	234.73
	<b>Total</b>	<b>2,330.41</b>	<b>2,044.16</b>

Refer note 45 and 15 for information on inventories pledged as security by the Company.

<b>9</b>	<b>Trade receivables</b>	<b>As at 31 March 2020</b>	<b>As at 31 March 2019</b>
	Trade receivables considered good - Unsecured	779.41	842.52
	Trade receivables - credit impaired	9.25	10.64
	<b>Total</b>	<b>788.66</b>	<b>853.16</b>
	Less : Provision for impairment	(9.25)	(10.64)
	<b>Total</b>	<b>779.41</b>	<b>842.52</b>

Refer note 46(C.1)(b)(ii) for details of expected credit loss for trade receivables under simplified approach

Refer note 46 for disclosure of fair values in respect of financial assets measured at amortised cost and assessment of expected credit losses.

Refer note 45 and 15 for information on trade receivables pledged as security by the Company.

<b>10</b>	<b>Cash and cash equivalents</b>	<b>As at 31 March 2020</b>	<b>As at 31 March 2019</b>
	Balances with banks	2.91	0.69
	Balances with banks in foreign currency	0.02	0.04
	Bank deposits with original maturity of less than three months*	5.52	4.30
	Cheques on hand	7.40	0.81
	Cash on hand	0.08	0.05
	<b>Total</b>	<b>15.93</b>	<b>5.89</b>

\* The Company has also created bank deposit of ₹ 0.80 crores (previous year ₹ Nil) for Debenture Redemption Reserve. Refer note 46 for disclosure of fair values in respect of financial assets measured at amortised cost and assessment of expected credit losses.

Refer note 45 for information on Cash and cash equivalents pledged as security by the Company.

**JINDAL STAINLESS LIMITED**
**Summary of significant accounting policies and other explanatory information for the year ended 31 March 2020**
**(All amounts in ₹ crores, unless otherwise stated)**

11	Bank balances other than cash and cash equivalents	As at 31 March 2020	As at 31 March 2019
	Bank deposits with original maturity of more than three month but residual maturity of less than twelve months*	28.45	8.19
	<b>Total</b>	<b>28.45</b>	<b>8.19</b>

\* ₹ 22.05 crores (previous year ₹ 2.10 crores) is under lien with banks. The Company has also created bank deposit of ₹ 6.40 crores (previous year ₹ 6.03 crores) for Debenture Redemption Reserve.

Refer note 46 for disclosure of fair values in respect of financial assets measured at amortised cost and assessment of expected credit losses.

12	Income tax assets (net)	Non-current		Current	
		As at 31 March 2020	As at 31 March 2019	As at 31 March 2020	As at 31 March 2019
	Prepaid taxes [Net of provision for tax]	25.41	2.93	-	21.25
	<b>Total</b>	<b>25.41</b>	<b>2.93</b>	<b>-</b>	<b>21.25</b>

13	Equity share capital	As at 31 March 2020	As at 31 March 2019
	<b>Authorised</b>		
	605,000,000 (previous year 605,000,000) Equity Shares of ₹ 2 each	121.00	121.00
	170,000,000 (previous year 170,000,000) Preference Shares of ₹ 2 each	34.00	34.00
		<b>155.00</b>	<b>155.00</b>
	<b>Issued, Subscribed and Paid up</b>		
	487,234,600 (previous year 479,221,660) Equity Shares of ₹ 2 each fully paid up	97.45	95.84
		<b>97.45</b>	<b>95.84</b>

A	Reconciliation of the number of equity shares outstanding at the beginning and at the end of the reporting year	As at 31 March 2020	As at 31 March 2019
		No. of Shares	No. of Shares
	Shares outstanding at the beginning of the year	479,221,660	479,221,660
	<b>Shares issued during the year</b>		
	Allotment of equity shares on preferential basis (refer note (i) below)	8,012,940	-
	<b>Shares outstanding at the end of the year</b>	<b>487,234,600</b>	<b>479,221,660</b>
(i)	During the year ended 31 March 2020, the Company allotted 8,012,940 equity shares having face value of ₹ 2 each ("Equity Shares") to a promoter group entity (JSL Limited) on preferential basis at a price of ₹ 35.65 (including premium of ₹ 33.65) per share, aggregating to ₹ 28.57 crores.		
(ii)	As on 31 March 2020, 8,802,167 GDSs (previous year 8,802,167 GDSs) with 17,604,334 underlying equity shares (previous year 17,604,334 equity shares) were outstanding. Each GDS represents 2 underlying equity shares of the Company.		

**JINDAL STAINLESS LIMITED****Summary of significant accounting policies and other explanatory information for the year ended 31 March 2020****(All amounts in ₹ crores, unless otherwise stated)**

<b>B</b>	<b>Terms/Rights attached to equity shares</b>
	The Company has only one class of equity shares having a face value of ₹ 2 per share. Each shareholder is eligible for one vote per equity share held [other than the shares represented by Regulation S Global Depository Shares (the “GDSs”) issued by the Company whose voting rights are subject to certain conditions and procedure as prescribed under the Regulation S Deposit Agreement]. The Company declares and pays dividends in Indian rupees. The dividend proposed, if any, by the Board of Directors is subject to the approval of the shareholders in the ensuing Annual General Meeting and also has equal right in distribution of Profit/Surplus in proportions to the number of equity shares held by the shareholders.

<b>C</b>	<b>Equity shares in the Company held by each shareholder holding more than 5% equity shares are as under</b>				
	<b>Name of the shareholder</b>	<b>As at 31 March 2020</b>		<b>As at 31 March 2019</b>	
		<b>No. of Equity Shares</b>	<b>% holding</b>	<b>No. of Equity Shares</b>	<b>% holding</b>
	JSL Overseas Holding Limited	70,995,424	14.57	70,995,424	14.81
	Jindal Stainless (Hisar) Limited	168,284,309	34.54	168,284,309	35.12

<b>D</b>	<b>During the five years immediately preceding 31 March 2020, in the year ended 31 March 2017, the Company issued 168,284,309 equity shares to Jindal stainless (Hisar) Limited in terms of the composite scheme of arrangement referred to in note 32. In the aforementioned period of five years, the Company has neither allotted any bonus shares nor have any shares been bought back.</b>
----------	---

<b>E</b>	<b>Optionally convertible redeemable preference shares</b>
	During the year ended 31 March 2018, the Company had allotted 142,830,637 0.01% Optionally Convertible Redeemable Preference Shares having face value of ₹ 2 each (“OCRPS”) to the lenders of the Company upon conversion of the Funded Interest Term Loan I and the Funded Interest Term Loan II at a price of ₹ 39.10 (including premium of ₹ 37.10) per OCRPS aggregating to ₹ 558.47 crores, on the terms as approved by the Board of Directors of the Company (Refer note 15 and 38).
	During the year ended 31 March 2020, the Company has redeemed the aforementioned OCRPS issued to the lenders at a price of ₹ 39.10/- per share (including premium of ₹ 37.10/- per share) aggregating to ₹ 558.47 crores.

**JINDAL STAINLESS LIMITED****Summary of significant accounting policies and other explanatory information for the year ended 31 March 2020****(All amounts in ₹ crores, unless otherwise stated)**

<b>14</b>	<b>Other equity</b>
-----------	---------------------

<b>A</b>	<b>Amalgamation Reserve</b>		
	This reserve was created in accordance with an approved scheme of amalgamation between Jindal Stainless Limited, Austenitic Creations Pvt Limited and J-Inox Creations Pvt Limited with effect from 1 April 2003.		
	<b>Particulars</b>	<b>Year ended 31 March 2020</b>	<b>Year ended 31 March 2019</b>
	Balance at the beginning of the year	1.22	1.22
	<b>Balance at the end of the year</b>	<b>1.22</b>	<b>1.22</b>

<b>B</b>	<b>Foreign currency monetary items translation difference account</b>		
	This reserve represents unamortised foreign exchange differences arising on translation of long-term foreign currency monetary items.		
	<b>Particulars</b>	<b>Year ended 31 March 2020</b>	<b>Year ended 31 March 2019</b>
	Balance at the beginning of the year	(15.75)	-
	Add: Accumulated during the year	(12.15)	(25.09)
	Less: Amortised during the year	14.51	9.34
	<b>Balance at the end of the year</b>	<b>(13.39)</b>	<b>(15.75)</b>

<b>C</b>	<b>Debenture redemption reserve</b>		
	As at 31 March 2020, the Company has earmarked a portion of its distributable profits for redemption of its outstanding debentures. Till 31 March 2019, such reserve was carried in terms of the requirements of the Companies Act, 2013.		
	<b>Particulars</b>	<b>Year ended 31 March 2020</b>	<b>Year ended 31 March 2019</b>
	Balance at the beginning of the year	32.07	51.69
	Less : Transferred during the year to retained earnings	7.65	19.62
	<b>Balance at the end of the year</b>	<b>24.42</b>	<b>32.07</b>

<b>D</b>	<b>Securities premium</b>		
	Represents the amount received in excess of par value of securities.		
	<b>Particulars</b>	<b>Year ended 31 March 2020</b>	<b>Year ended 31 March 2019</b>
	Balance at the beginning of the year	1,053.91	1,053.91
	Add : Securities premium received on issue of equity shares on preferential basis	26.97	-
	<b>Balance at the end of the year</b>	<b>1,080.88</b>	<b>1,053.91</b>

**JINDAL STAINLESS LIMITED****Summary of significant accounting policies and other explanatory information for the year ended 31 March 2020****(All amounts in ₹ crores, unless otherwise stated)**

<b>E</b>	<b>Capital Redemption Reserve</b>		
	Capital redemption reserve represents reserves created as per provisions of section 80 of Companies Act, 1956 on redemption of 10.5% Redeemable Cumulative Non Convertible Preference Shares in the financial year 2003-04.		
	<b>Particulars</b>	<b>Year ended 31 March 2020</b>	<b>Year ended 31 March 2019</b>
	Balance at the beginning of the year	20.00	20.00
	<b>Balance at the end of the year</b>	<b>20.00</b>	<b>20.00</b>

<b>F</b>	<b>Retained earnings</b>		
	Represents the undistributed surplus of the Company.		
	<b>Particulars</b>	<b>Year ended 31 March 2020</b>	<b>Year ended 31 March 2019</b>
	Balance at the beginning of the year	1,287.22	1,128.96
	Add : Profit for the year	152.88	139.04
	Add : Re-measurements of defined employee benefit plans (net of tax)	(1.01)	(0.40)
	Add : Transfer from debenture redemption reserve	7.65	19.62
	<b>Balance at the end of the year</b>	<b>1,446.74</b>	<b>1,287.22</b>

**JINDAL STAINLESS LIMITED**
**Summary of significant accounting policies and other explanatory information for the year ended 31 March 2020**
**(All amounts in ₹ crores, unless otherwise stated)**

15	Borrowings	Non-current		Current	
		As at 31 March 2020	As at 31 March 2019	As at 31 March 2020	As at 31 March 2019
<b>I</b>	<b>Secured</b>				
<b>A</b>	<b>Debentures</b>				
(i)	Redeemable non-convertible debentures	452.08	97.68	45.60	30.60
		<b>452.08</b>	<b>97.68</b>	<b>45.60</b>	<b>30.60</b>
<b>B</b>	<b>Term loans</b>				
(i)	<b>From banks</b>				
	Rupee term loans	1,297.80	1,053.54	170.42	133.62
	Foreign currency loans	-	252.87	276.34	252.87
(ii)	<b>From others (Non banking financial companies)</b>				
	Rupee term loans	58.32	137.05	39.98	65.05
		<b>1,356.12</b>	<b>1,443.46</b>	<b>486.74</b>	<b>451.54</b>
<b>C</b>	<b>Funded interest term loans</b>				
	From others	7.37	16.63	9.26	9.90
		<b>7.37</b>	<b>16.63</b>	<b>9.26</b>	<b>9.90</b>
	<b>Total</b>	<b>1,815.57</b>	<b>1,557.77</b>	<b>541.60</b>	<b>492.04</b>
<b>II</b>	<b>Unsecured</b>				
<b>A</b>	0.01% Optionally Convertible Redeemable Preference Shares [Refer note 38]	-	694.92	-	-
<b>B</b>	Inter corporate deposits from related party	900.00	900.00	-	-
	<b>Total</b>	<b>900.00</b>	<b>1,594.92</b>	<b>-</b>	<b>-</b>
	Less : Amount disclosed under the head Other financial liabilities - current (Refer note 16)	-	-	541.60	492.04
	<b>Total</b>	<b>2,715.57</b>	<b>3,152.69</b>	<b>-</b>	<b>-</b>

Refer note 46 for disclosure of fair values in respect of financial liabilities measured at amortised cost and analysis of their maturity profile.



**JINDAL STAINLESS LIMITED**
**Summary of significant accounting policies and other explanatory information for the year ended 31 March 2020**
**(All amounts in ₹ crores, unless otherwise stated)**

III	<b>Reconciliation of liabilities arising from financing activities</b>				
	The changes in the Company's liabilities arising from financing activities can be classified as follows:				
	Particulars	Year ended 31 March 2020		Year ended 31 March 2019	
Long-term borrowings		Short-term borrowings (Refer note 20)*	Long-term borrowings	Short-term borrowings (Refer note 20)*	
	<b>Opening balance</b>	3,644.73	472.97	3,963.30	765.54
	<b>Cash flows</b>				
	Repayment	(1,212.87)	(79.10)	(471.25)	(288.74)
	Proceeds	800.00	-	-	-
	<b>Non cash:</b>				
	Foreign exchange (gain)/loss on foreign currency loans	21.61	3.70	59.07	(3.83)
	Interest accrued on 0.01% Optionally convertible redeemable preference shares [Refer note 38]	-	-	88.42	-
	Amortisation of transaction costs in respect of financial liabilities carried at amortised cost	3.70	-	5.19	-
	<b>Closing balance</b>	<b>3,257.17</b>	<b>397.56</b>	<b>3,644.73</b>	<b>472.97</b>
	* Movement in short term borrowings is presented on net basis				

**JINDAL STAINLESS LIMITED**
**Summary of significant accounting policies and other explanatory information for the year ended 31 March 2020**
**(All amounts in ₹ crores, unless otherwise stated)**

	Particulars	As at 31 March 2020	As at 31 March 2019
<b>IV</b>	<b>Secured borrowings</b>		
<b>A</b>	<b>Debentures</b>		
(i)	<p>Redeemable Non-Convertible Debentures</p> <p><b>Redeemable in quarterly instalments of:</b></p> <ul style="list-style-type: none"> <li>- ₹ 13.30 to ₹ 13.40 crores during 2022-23 (three instalments, first instalment falling due on 31 July 2022)</li> <li>- ₹ 15.00 crores each during 2023-24 (four instalments)</li> <li>- ₹ 20.00 crores each during 2024-25 (four instalments)</li> <li>- ₹ 25.00 crores each during 2025-26 (four instalments)</li> <li>- ₹ 30.00 crores each during 2026-27 (four instalments, last instalment falling due on 31 January 2027)</li> </ul> <p><b>Secured by:</b></p> <ul style="list-style-type: none"> <li>- first pari-passu charge by way of mortgage of Company's immovable properties and hypothecation of movable fixed assets both present and future</li> <li>- second pari-passu charge by way of hypothecation and/ or pledge of current assets namely finished goods, raw materials, work-in - progress, consumable stores and spares, book debts and bills receivable, both present and future. Also, refer note V</li> </ul>	400.00	-
(ii)	<p>Redeemable Non-Convertible Debentures</p> <p><b>Redeemable in quarterly instalments of:</b></p> <ul style="list-style-type: none"> <li>- ₹ 11.40 crores each during 2020-21 (four instalments, next instalment falling due on 01 April 2020)</li> <li>- ₹ 10.42 crores each during 2021-22 (five instalments, last instalment falling due on 31 March 2022)</li> </ul> <p><b>Secured by:</b></p> <ul style="list-style-type: none"> <li>- first pari-passu charge by way of mortgage of Company's immovable properties and hypothecation of movable fixed assets both present and future</li> <li>- second pari-passu charge by way of hypothecation and/or pledge of current assets namely finished goods, raw materials, work-in- progress, consumable stores and spares, book debts and bills receivable, both present and future. Also, refer note V</li> </ul>	97.68	128.28
	<b>Total - Debentures</b>	<b>497.68</b>	<b>128.28</b>

**JINDAL STAINLESS LIMITED**
**Summary of significant accounting policies and other explanatory information for the year ended 31 March 2020**
**(All amounts in ₹ crores, unless otherwise stated)**

	Particulars	As at 31 March 2020	As at 31 March 2019
<b>B</b>	<b>Term loans</b>		
(i)	<p>Rupee term loan</p> <p><b>Repayable in quarterly instalments of:</b></p> <ul style="list-style-type: none"> <li>- ranging from ₹ 9.58 crores to ₹ 14.37 crores each during 2020-21 (four instalments)</li> <li>- thereafter ranging from ₹ 14.37 crores to ₹ 44.54 crores each during 2021-22 to 2027-28</li> </ul> <p><b>Secured by:</b></p> <ul style="list-style-type: none"> <li>- first pari-passu charge by way of mortgage of Company's immovable properties and hypothecation of moveable fixed assets both present and future and</li> <li>- second pari-passu charge by way of hypothecation and/or pledge of current assets namely finished goods, raw materials, work-in- progress, consumable stores and spares, book debts and bills receivable, both present and future.</li> </ul> <p>Also, refer note V</p>	851.50	879.99
(ii)	<p>Rupee term loan</p> <p><b>Redeemable in quarterly instalments of:</b></p> <ul style="list-style-type: none"> <li>- ₹ 10.00 crores during 2021-22 (two instalments)</li> <li>- Ranging from ₹ 10.00 crores to ₹ 20.00 crores each during 2022-23 (four instalments)</li> <li>- ₹ 20.00 crores each during 2023-24 (four instalments)</li> <li>- Ranging from ₹ 18.00 crores to ₹ 20.00 crores each during 2024-25 (four instalments)</li> <li>- Ranging from ₹ 17.00 crores to ₹ 18.00 crores each during 2025-26 (four instalments)</li> <li>- Ranging from ₹ 17.00 crores to ₹ 30.00 crores each during 2026-27 (four instalments)</li> </ul> <p><b>Secured by:</b></p> <ul style="list-style-type: none"> <li>- first pari-passu charge by way of mortgage of Company's immovable properties and hypothecation of movable fixed assets both present &amp; future</li> <li>- second pari-passu charge by way of hypothecation and/or pledge of current assets namely finished goods, raw materials, work-in - progress, consumable stores and spares, book debts and bills receivable, both present and future.</li> </ul> <p>Also, refer note V</p>	400.00	-

**JINDAL STAINLESS LIMITED**
**Summary of significant accounting policies and other explanatory information for the year ended 31 March 2020**
**(All amounts in ₹ crores, unless otherwise stated)**

	Particulars	As at 31 March 2020	As at 31 March 2019
(iii)	<p>Rupee term loan</p> <p><b>Repayable in quarterly instalments of:</b></p> <ul style="list-style-type: none"> <li>- ₹ 2.67 crores each during 2020-21 (three instalments)</li> <li>- ₹ 2.44 crores to ₹ 2.67 crores during 2021-22 (five instalments)</li> <li>- ₹ 2.34 crores during 2022-23 (last instalment)</li> </ul> <p><b>Secured by:</b></p> <ul style="list-style-type: none"> <li>- first pari-passu charge by way of mortgage of Company's immovable properties and hypothecation of moveable fixed assets both present and future and</li> <li>- second pari-passu charge by way of hypothecation and/or pledge of current assets namely finished goods, raw materials, work-in- progress, consumable stores and spares, book debts and bills receivable, both present and future.</li> </ul> <p>Also, refer note V</p>	22.76	34.60
(iv)	<p>Rupee term loan</p> <p><b>Repayable in quarterly instalments of:</b></p> <ul style="list-style-type: none"> <li>- ₹ 3.81 crores each during 2020-21 (three instalments)</li> <li>- ranging from ₹ 2.48 Crores to ₹ 3.81 crores each during 2021-22 (five instalments)</li> <li>- ₹ 1.56 crores during 2022-23 (last instalment)</li> </ul> <p><b>Secured by:</b></p> <ul style="list-style-type: none"> <li>- first pari-passu charge by way of mortgage of Company's immovable properties and hypothecation of moveable fixed assets both present and future and</li> <li>- second pari-passu charge by way of hypothecation and/or pledge of current assets namely finished goods, raw materials, work-in- progress, consumable stores and spares, book debts and bills receivable, both present and future.</li> </ul> <p>Also, refer note V</p>	28.00	36.91

**JINDAL STAINLESS LIMITED**
**Summary of significant accounting policies and other explanatory information for the year ended 31 March 2020**
**(All amounts in ₹ crores, unless otherwise stated)**

	Particulars	As at 31 March 2020	As at 31 March 2019
(v)	<p>Rupee term loan</p> <p><b>Repayable in quarterly instalments of</b></p> <ul style="list-style-type: none"> <li>- ₹ 18.75 crores each during 2020-21 (four instalments)</li> <li>- ₹ 18.75 crores each during 2021-22 (four instalments)</li> <li>- ₹ 18.75 crores each during 2022-23 (one instalment)</li> </ul> <p><b>Secured by:</b></p> <ul style="list-style-type: none"> <li>- first pari-passu charge by way of mortgage of Company's immovable properties and hypothecation of moveable fixed assets both present and future. Also, refer note V(a)</li> </ul>	168.99	225.30
(vi)	<p>Rupee term loan</p> <p><b>Repayable in quarterly instalments of</b></p> <ul style="list-style-type: none"> <li>- ₹ 1.1 crores each during 2020-21 (three instalments)</li> <li>- ranging from ₹ 1.01 to ₹ 1.10 crores each during 2021-22 (Five instalments)</li> <li>- ₹ 1.01 Crores during 2022-23 (Last Instalment)</li> </ul> <p><b>Secured by:</b></p> <ul style="list-style-type: none"> <li>- second pari-passu charge by way of mortgage of Company's immovable properties and hypothecation of moveable fixed assets both present and future and hypothecation and/or pledge of current assets namely finished goods, raw materials, work-in-progress, consumable stores and spares, book debts and bills receivable, both present and future. Also, refer note V</li> </ul>	9.43	13.32
(vii)	<p>Rupee term loan</p> <p><b>Repayable in monthly instalments of</b></p> <ul style="list-style-type: none"> <li>- ranging from ₹ 5.00 crores to ₹ 6.67 crores during 2020-21 to 2021-22</li> </ul> <p><b>Secured by:</b></p> <ul style="list-style-type: none"> <li>- first pari-passu charge by way of mortgage of Company's immovable properties and hypothecation of moveable fixed assets both present and future. Also, refer note V(a)</li> </ul>	98.30	203.36

**JINDAL STAINLESS LIMITED**
**Summary of significant accounting policies and other explanatory information for the year ended 31 March 2020**
**(All amounts in ₹ crores, unless otherwise stated)**

	<b>Particulars</b>	<b>As at 31 March 2020</b>	<b>As at 31 March 2019</b>
(viii)	Foreign currency loan Repayable entirely during 2020-21 <b>Secured by:</b> - first pari-passu charge by way of mortgage of Company's immovable properties and hypothecation of moveable fixed assets both present and future and - second pari-passu charge by way of hypothecation and/or pledge of current assets namely finished goods, raw materials, work-in-progress, consumable stores and spares, book debts and bills receivable, both present and future. Also, refer note V(c)	276.34	505.73
	<b>Total</b>	<b>1,855.32</b>	<b>1,899.21</b>
	Less: Unamortised portion of upfront fees and transaction costs	12.46	4.21
	<b>Total - Rupee term loans</b>	<b>1,842.86</b>	<b>1,895.00</b>
<b>C</b>	<b>Funded interest term loans</b>		
(i)	Funded interest term loans <b>Repayable in quarterly instalments of</b> - ₹ 1.62 crores each during 2020-21 (four instalments) - ₹ 1.47 crores each during 2021-22 (five Instalments)  <b>Secured by:</b> - first pari-passu charge by way of mortgage of Company's immovable properties and hypothecation of moveable fixed assets both present and future and - second pari-passu charge by way of hypothecation and/or pledge of current assets namely finished goods, raw materials, work-in-progress, consumable stores and spares, book debts and bills receivable, both present and future. Also, refer note V	13.86	18.21

**JINDAL STAINLESS LIMITED**
**Summary of significant accounting policies and other explanatory information for the year ended 31 March 2020**
**(All amounts in ₹ crores, unless otherwise stated)**

	<b>Particulars</b>	<b>As at 31 March 2020</b>	<b>As at 31 March 2019</b>
(ii)	Funded interest term loans <b>Repayable in quarterly instalments of</b> - ₹ 1.39 crores each from 30 April 2020 till 31 July 2020 (two installments) <b>Secured by:</b> - first pari-passu charge by way of mortgage of Company's immovable properties and hypothecation of moveable fixed assets both present and future and - second pari-passu charge by way of hypothecation and/or pledge of current assets namely finished goods, raw materials, work-in- progress, consumable stores and spares, book debts and bills receivable, both present and future. Also, refer note V	2.77	8.32
	<b>Total - Funded interest term loans</b>	<b>16.63</b>	<b>26.53</b>
	<b>Total - Secured</b>	<b>2,357.17</b>	<b>2,049.81</b>
<b>D</b>	0.01% Optionally Convertible Redeemable Preference Shares Refer note 38 for details	-	694.92
<b>E</b>	Inter corporate deposits from related party <b>Repayable in</b> one or more instalments by 31 March 2023 or such other terms as may be mutually agreed between the Company and Jindal Stainless (Hisar) Limited.	900.00	900.00
	<b>Total - Unsecured</b>	<b>900.00</b>	<b>1,594.92</b>
<p>The above term loans (including redeemable non-convertible debentures, rupee term loans and funded interest term loans) bear a floating rate of interest linked with SBI Base Rate / MCLR of respective banks plus applicable spread ranging from 135 bps to 465 bps.</p> <p>Foreign currency loan facilities carry rate of interest, equivalent to applicable LIBOR plus spread of 395 bps.</p> <p>The inter corporate deposit from the related party is also a variable rate facility which is subject to changes as notified by lender from time to time in accordance with prevailing market interest rates. As at 31 March 2020, the aforementioned deposits carry rate of interest of 10%.</p>			

**JINDAL STAINLESS LIMITED**
**Summary of significant accounting policies and other explanatory information for the year ended 31 March 2020**
**(All amounts in ₹ crores, unless otherwise stated)**

<b>V</b>	<p>Certain credit facilities / loans are also secured by the following as well as also cross referred in IV(A,B and C) respectively:</p> <p><b>a.</b> Unconditional and irrevocable personal guarantee of CMD Mr. Ratan Jindal;</p> <p><b>b.</b> Unconditional and irrevocable corporate guarantee of promoter group companies in proportion to the number and to the extent of equity shares pledged by each promoter group company;</p> <p><b>c.</b> Unconditional and irrevocable corporate guarantee of Jindal Stainless (Hisar) Limited.</p> <p><b>d.</b> Pari-passu pledge of 183,832,727 equity shares held in the Company by promoters.</p> <p><b>e.</b> Pledge over shares of the entities as listed below:</p> <ul style="list-style-type: none"> <li>• PT. Jindal Stainless Indonesia</li> <li>• JSL Stainless FZE</li> <li>• JSL Group Holdings Pte. Limited</li> <li>• Iberjindal S.L.</li> <li>• Jindal Coke Limited</li> <li>• Jindal United Steel Limited</li> </ul>
----------	--

16	Other financial liabilities	Non-current		Current	
		As at 31 March 2020	As at 31 March 2019	As at 31 March 2020	As at 31 March 2019
	Current maturities of long term borrowings	-	-	541.60	492.04
	Interest accrued	-	-	182.11	98.36
	Capital creditors *	-	-	19.97	46.67
	Security deposits	29.12	26.01	13.47	13.00
	Unpaid matured deposits and interest accrued thereon	-	-	0.20	0.23
	Derivative liability	-	-	61.79	16.59
	Lease liability	73.28	-	4.36	-
	Other outstanding financial liabilities	-	-	215.10	237.12
	<b>Total</b>	<b>102.40</b>	<b>26.01</b>	<b>1,038.60</b>	<b>904.01</b>
* Includes amounts due to micro, small and medium enterprises amounting to ₹ Nil (previous year ₹ 0.98 crores). Refer note 21(A)					
Refer note 46 for disclosure of fair values in respect of financial liabilities measured at amortised cost and analysis of their maturity profiles.					



**JINDAL STAINLESS LIMITED**
**Summary of significant accounting policies and other explanatory information for the year ended 31 March 2020**
**(All amounts in ₹ crores, unless otherwise stated)**

17	Provisions	Non-current		Current	
		As at 31 March 2020	As at 31 March 2019	As at 31 March 2020	As at 31 March 2019
	Provision for employee benefits	9.59	5.98	0.65	0.62
	<b>Total</b>	<b>9.59</b>	<b>5.98</b>	<b>0.65</b>	<b>0.62</b>

18	Deferred tax liabilities (net)	As at 31 March 2020	As at 31 March 2019
<b>A</b>	<b>Deferred tax liability arising on account of</b>		
	Property, plant and equipment and Intangible assets	1,240.21	1,220.11
	Financial assets and financial liabilities measured at amortised cost	11.49	3.95
	<b>Total deferred tax liability</b>	<b>1,251.70</b>	<b>1,224.06</b>
<b>B</b>	<b>Deferred tax assets arising on account of</b>		
	Expenses deductible on payment	32.72	287.01
	Allowance for expected credit losses	26.65	24.82
	Lease liability	27.13	-
	Brought forward loss/Unabsorbed depreciation	869.68	708.19
	MAT credit entitlement	77.65	77.65
	<b>Total deferred tax assets</b>	<b>1,033.83</b>	<b>1,097.67</b>
	<b>Net deferred tax liability</b>	<b>217.87</b>	<b>126.39</b>

19	Other liabilities	Non-current		Current	
		As at 31 March 2020	As at 31 March 2019	As at 31 March 2020	As at 31 March 2019
	Advance from customers	-	-	125.78	111.92
	Deferred revenue	258.86	271.53	12.63	12.63
	Other outstanding liabilities*	65.19	65.19	73.37	76.84
	<b>Total</b>	<b>324.05</b>	<b>336.72</b>	<b>211.78</b>	<b>201.39</b>
	*Includes statutory dues				

**JINDAL STAINLESS LIMITED**
**Summary of significant accounting policies and other explanatory information for the year ended 31 March 2020**
**(All amounts in ₹ crores, unless otherwise stated)**

<b>20</b>	<b>Borrowings (Current)</b>	<b>As at 31 March 2020</b>	<b>As at 31 March 2019</b>
	Working capital facilities from banks	397.56	472.97
	<b>Total</b>	<b>397.56</b>	<b>472.97</b>
<p>Working capital facilities are secured by first parri-passu charge by way of hypothecation and/or pledge of current assets namely finished goods, raw material, work in progress, consumable stores and spares, book debts, bill receivable both present &amp; future and second parri-passu charge by way of mortgage and/or hypothecation in respect of other movable and immovable properties both present &amp; future of the Company.</p> <p>Working capital facility from bank includes cash credit facility and working capital demand loan amounting to ₹397.44 crores (previous year ₹468.96 crores) also secured by additional securities as mentioned in note 15(V).</p> <p>Refer note 46 for disclosure of fair values in respect of financial liabilities measured at amortised cost and analysis of their maturity profiles.</p>			

<b>21</b>	<b>Trade payables</b>	<b>As at 31 March 2020</b>	<b>As at 31 March 2019</b>
	Total outstanding dues of micro and small enterprises (refer note A below)	87.28	77.44
	Total outstanding dues of creditors other than micro and small enterprises	2,345.29	2,242.69
	<b>Total</b>	<b>2,432.57</b>	<b>2,320.13</b>

<b>A</b>	<b>Particulars</b>	<b>31 March 2020</b>	<b>31 March 2019</b>
	On the basis of confirmation obtained from suppliers who have registered themselves under the Micro, Small and Medium Enterprise Development Act, 2006 (MSMED Act, 2006) and based on the information available with the Company, dues disclosed as per the Micro, Small and Medium Enterprise Development Act, 2006 at the year end are below:		
(i)	The principal amount and the interest due thereon remaining unpaid to any supplier as at the end of each accounting year		
	Principal amount due	87.26	78.38
	Interest amount due	0.02	0.04
(ii)	The amount of interest paid by the buyer in terms of section 16, along with the amounts of the payment made to the supplier beyond the appointed day during each accounting year	-	-

**JINDAL STAINLESS LIMITED**
**Summary of significant accounting policies and other explanatory information for the year ended 31 March 2020**
**(All amounts in ₹ crores, unless otherwise stated)**

	<b>Particulars</b>	<b>31 March 2020</b>	<b>31 March 2019</b>
(iii)	The amount of interest due and payable for the period of delay in making payment (which have been paid but beyond the appointed day during the year) but without adding the interest specified under the Act	-	-
(iv)	The amount of interest accrued and remaining unpaid at the end of each accounting year	0.02	0.04
(v)	The amount of further interest remaining due and payable even in the succeeding years, until such date when the interest dues as above are actually paid to the small enterprise, for the purpose of disallowance as a deductible expenditure under section 23.	-	-

<b>22</b>	<b>Revenue from operations</b>	<b>Year ended 31 March 2020</b>	<b>Year ended 31 March 2019</b>
	<b>Sale of products</b>		
	Manufactured goods	11,301.04	11,385.68
	Trading goods	509.72	771.24
		<b>11,810.76</b>	<b>12,156.92</b>
	<b>Sale of services</b>		
	Job charges received	242.25	207.03
	Business support services	77.30	66.19
		<b>319.55</b>	<b>273.22</b>
	<b>Other operating revenue</b>		
	Export benefits	98.72	88.51
	Sale of gases	10.63	2.57
	Liabilities no longer required/excess provision written back	63.67	20.74
	Others	16.78	43.05
		<b>189.80</b>	<b>154.87</b>
	<b>Total</b>	<b>12,320.11</b>	<b>12,585.01</b>

**JINDAL STAINLESS LIMITED****Summary of significant accounting policies and other explanatory information for the year ended 31 March 2020****(All amounts in ₹ crores, unless otherwise stated)**

<b>23</b>	<b>Other income</b>	<b>Year ended 31 March 2020</b>	<b>Year ended 31 March 2019</b>
	Interest income on:		
	Investments	2.88	3.08
	Fixed deposits and other receivables	5.46	2.72
	Trade receivables	9.89	7.94
	Income tax refund	3.44	0.94
	Financial assets measured at amortised cost	1.21	1.10
	Gain on disposal of investments (net)	-	0.64
	Insurance claim received	5.98	5.51
	Others	8.12	5.65
	<b>Total</b>	<b>36.98</b>	<b>27.58</b>

<b>24</b>	<b>Changes in inventories of finished goods, work in progress and stock-in-trade</b>	<b>Year ended 31 March 2020</b>	<b>Year ended 31 March 2019</b>
	<b>Opening stock</b>		
	Finished goods	467.05	563.32
	Work in progress	816.24	434.51
	Stock-in-trade	11.81	60.93
		<b>1,295.10</b>	<b>1,058.76</b>
	<b>Closing stock</b>		
	Finished goods	593.53	467.05
	Work in progress	766.26	816.24
	Stock-in-trade	5.36	11.81
		<b>1,365.15</b>	<b>1,295.10</b>
	<b>Total</b>	<b>(70.05)</b>	<b>(236.34)</b>

<b>25</b>	<b>Employee benefits expense</b>	<b>Year ended 31 March 2020</b>	<b>Year ended 31 March 2019</b>
	Salaries, wages, bonus and other benefits	131.53	122.50
	Contribution to provident and other funds	6.95	5.82
	Staff welfare expenses	9.09	8.33
	<b>Total</b>	<b>147.57</b>	<b>136.65</b>

**JINDAL STAINLESS LIMITED****Summary of significant accounting policies and other explanatory information for the year ended 31 March 2020****(All amounts in ₹ crores, unless otherwise stated)**

<b>26</b>	<b>Finance cost</b>	<b>Year ended 31 March 2020</b>	<b>Year ended 31 March 2019</b>
	Interest expenses	486.82	552.51
	Other borrowing costs	80.07	61.58
	<b>Total</b>	<b>566.89</b>	<b>614.09</b>

<b>27</b>	<b>Depreciation and amortisation expense</b>	<b>Year ended 31 March 2020</b>	<b>Year ended 31 March 2019</b>
	Depreciation on property, plant and equipment	400.27	327.26
	Amortisation of intangible assets	8.59	7.82
	<b>Total</b>	<b>408.86</b>	<b>335.08</b>

<b>28</b>	<b>Other expenses</b>	<b>Year ended 31 March 2020</b>	<b>Year ended 31 March 2019</b>
	Consumption of stores and spare parts	684.19	773.69
	Power and fuel	768.93	732.38
	Labour processing and transportation charges	193.40	148.29
	Repairs to buildings	8.82	12.64
	Repairs to plant and machinery	26.62	31.96
	Job work expenses	761.83	685.71
	Other manufacturing expenses	159.88	170.12
	Loss on sale/ discard of property, plant and equipment	-	0.24
	Insurance	10.45	7.93
	Rent	18.91	7.21
	Rates and taxes	1.17	2.59
	Legal and professional	53.50	64.76
	Communication	2.19	2.27
	Printing and Stationary	5.18	4.99
	Travelling and conveyance	3.77	4.63
	Director's meeting fees	0.22	0.21
	Vehicle upkeep and maintenance	11.75	11.69
	Auditor's remuneration*	0.67	0.57
	Freight and forwarding expenses	142.12	120.39
	Commission on sales	45.72	30.05
	Other selling expenses	23.97	26.81
	Allowance for expected credit losses	1.08	2.09
	Advance written off	0.08	5.65

**JINDAL STAINLESS LIMITED**
**Summary of significant accounting policies and other explanatory information for the year ended 31 March 2020**
**(All amounts in ₹ crores, unless otherwise stated)**

	Year ended 31 March 2020	Year ended 31 March 2019
Advertisement and publicity	0.93	0.86
Miscellaneous expenses	10.65	15.25
<b>TOTAL</b>	<b>2,936.03</b>	<b>2,862.98</b>
<b>*Payment to auditors</b>		
As statutory auditor	0.46	0.46
For other services	0.13	0.06
For reimbursement of expenses	0.08	0.05
<b>Total</b>	<b>0.67</b>	<b>0.57</b>

29	Income Tax	Year ended 31 March 2020	Year ended 31 March 2019
	<b>The income tax expense consists of the following:</b>		
	<b>Current tax</b>		
	Taxes relating to earlier year	-	0.53
		-	<b>0.53</b>
	<b>Deferred tax</b>		
	Relating to origination and reversal of temporary differences	98.66	86.88
	Deferred tax (credit)/ expense pertaining to prior periods	(7.18)	(5.79)
		<b>91.48</b>	<b>81.09</b>
	<b>Total tax expense</b>	<b>91.48</b>	<b>81.62</b>
	<b>Reconciliation of tax expense applicable to profit before tax at the latest statutory enacted tax rate in India to income tax expense reported is as follows:</b>	<b>Year ended 31 March 2020</b>	<b>Year ended 31 March 2019</b>
	<b>Profit before tax</b>	<b>244.36</b>	<b>220.66</b>
	Applicable tax rate for the Company	34.94%	34.94%
	<b>Expected income tax expense (A)</b>	<b>85.39</b>	<b>77.11</b>
	<b>Tax effect of adjustment to reconcile expected income tax expense to reported income tax expense</b>		
	(Income exempted from) / Expenses not deductible in tax	15.98	11.86
	Income taxable at different rate	(0.34)	(0.53)
	Tax pertaining to prior years	(7.18)	(5.79)
	Others	(2.37)	(1.03)
	<b>Total adjustments (B)</b>	<b>6.09</b>	<b>4.51</b>
	<b>Total tax expense (A+B)</b>	<b>91.48</b>	<b>81.62</b>

**JINDAL STAINLESS LIMITED**
**Summary of significant accounting policies and other explanatory information for the year ended 31 March 2020**
**(All amounts in ₹ crores, unless otherwise stated)**

<b>Movement in deferred tax assets and liabilities for the year ended 31 March 2020 :-</b>					
<b>Particulars</b>	<b>Opening deferred tax asset / (liability)</b>	<b>Income tax (expense) / credit recognized in profit or loss</b>	<b>Income tax (expense) / credit recognized in other comprehensive income</b>	<b>Movement through other equity</b>	<b>Closing deferred tax asset / (liability)</b>
Property, plant and equipment and intangible assets	(1,220.11)	(20.10)	-	-	(1,240.21)
Financial assets and financial liabilities measured at amortised cost	(3.95)	(7.54)	-	-	(11.49)
Lease liability	-	27.13	-	-	27.13
Brought forward tax losses and unabsorbed depreciation	708.19	161.49	-	-	869.68
Items deductible on actual payment or settlement	287.01	(254.29)	0.54	(0.54)	32.72
Allowance for expected credit losses	24.82	1.83	-	-	26.65
MAT credit entitlement	77.65	-	-	-	77.65
<b>Net deferred tax asset / (liability)</b>	<b>(126.39)</b>	<b>(91.48)</b>	<b>0.54</b>	<b>(0.54)</b>	<b>(217.87)</b>

**JINDAL STAINLESS LIMITED**

Summary of significant accounting policies and other explanatory information for the year ended 31 March 2020

(All amounts in ₹ crores, unless otherwise stated)

<b>Movement in deferred tax assets and liabilities for the year ended 31 March 2020 :-</b>					
<b>Particulars</b>	<b>Opening deferred tax asset / (liability)</b>	<b>Income tax (expense) / credit recognized in profit or loss</b>	<b>Income tax (expense) / credit recognized in other comprehensive income</b>	<b>Movement through other equity</b>	<b>Closing deferred tax asset / (liability)</b>
Property, plant and equipment and intangible assets	(1,189.67)	(30.44)	-	-	(1,220.11)
Financial assets and financial liabilities measured at amortised cost	-	(3.95)	-	-	(3.95)
Brought forward tax losses and unabsorbed depreciation	814.15	(105.96)	-	-	708.19
Items deductible on actual payment or settlement	251.63	35.16	0.22	-	287.01
Allowance for expected credit losses	20.70	4.12	-	-	24.82
MAT credit entitlement	57.67	19.98	-	-	77.65
<b>Net deferred tax asset / (liability)</b>	<b>(45.52)</b>	<b>(81.09)</b>	<b>0.22</b>	<b>-</b>	<b>(126.39)</b>



**JINDAL STAINLESS LIMITED**
**Summary of significant accounting policies and other explanatory information for the year ended 31 March 2020**
**(All amounts in ₹ crores, unless otherwise stated)**

30	Earnings per share (EPS)	Year ended 31 March 2020	Year ended 31 March 2019
	<b>Net profit for the year (in ₹ crores) for basic EPS</b>	152.88	139.04
	Add: Interest expenses on potential equity shares (in ₹ crores)	55.01	57.52
	<b>Net profit for the year (in ₹ crores) for diluted EPS</b>	<b>207.89</b>	<b>196.56</b>
	<b>Total shares outstanding at the beginning of the year (in numbers)</b>	<b>479,221,660</b>	<b>479,221,660</b>
	Add: Weighted average number of shares issued during the year	4,291,083	-
	<b>Weighted-average number of equity shares for basic EPS</b>	<b>483,512,743</b>	<b>479,221,660</b>
	<b>Effect of dilution:</b>		
	Add: Weighted average number of shares outstanding on account of Optionally Convertible Redeemable Preference Shares (OCRPS)*	131,123,208	142,830,637
	<b>Weighted-average number of equity shares for diluted EPS</b>	<b>614,635,951</b>	<b>622,052,297</b>
	<b>Basic EPS (Amount in ₹)</b>	<b>3.16</b>	<b>2.90</b>
	<b>Diluted EPS (Amount in ₹)</b>	<b>3.16</b>	<b>2.90</b>
	* OCRPS are anti-dilutive in nature		

31	Disclosure as per Schedule V of the Securities and Exchange Board of India (Listing Obligations and Disclosure Requirements) Regulations, 2015 and Section 186(4) of the Companies Act, 2013 :			
Particulars	31 March 2020		31 March 2019	
	Amount outstanding	Maximum amount outstanding during the year	Amount outstanding	Maximum amount outstanding during the year
<b>Loans and Advances in the nature of loans to subsidiary companies</b>				
a) PT. Jindal Stainless Indonesia	27.00	27.00	17.29	17.29
<b>Loans and Advances in the nature of loans to associate companies</b>				
b) Jindal United Steel Limited	67.00	67.00	-	-
<b>Total</b>	<b>94.00</b>	<b>94.00</b>	<b>17.29</b>	<b>17.29</b>
Details of investments made are given in note 4.				

**JINDAL STAINLESS LIMITED****Summary of significant accounting policies and other explanatory information for the year ended 31 March 2020****(All amounts in ₹ crores, unless otherwise stated)**

<b>32</b>	<b>Composite scheme of arrangement</b>
<b>A</b>	<p>Composite Scheme of Arrangement (hereinafter referred to as the 'Scheme') amongst the Company (transferor company) and its three wholly owned subsidiaries, namely, Jindal Stainless (Hisar) Limited (JSHL), Jindal United Steel Limited (JUSL) and Jindal Coke Limited (JCL) (resulting companies) under the provisions of Section 391-394 read with Section 100-103 of the Companies Act, 1956 and other relevant provision of Companies Act, 1956 and / or Companies Act, 2013 was sanctioned by the Hon'ble High Court of Punjab &amp; Haryana, Chandigarh vide its Order dated 21 September 2015, amended vide order dated 12 October 2015.</p> <p>Section I and Section II of the Scheme became effective on 1 November 2015, operative from the appointed date i.e. close of business hours before midnight of 31 March 2014. Section III and Section IV of the Scheme became effective on 24 September 2016 (i.e. on receipt of approvals from the Orissa Industrial Infrastructure Development Corporation (OIIDCO) for the transfer/grant of the right to use of the land on which Hot Strip Mill (HSM) Plant and Coke Oven Plants are located to JUSL and JCL respectively as specified in the Scheme), operative from the appointed date i.e. close of business hours before midnight of 31 March 2015.</p>
<b>B</b>	<b>Pursuant to the Section III and Section IV of the Scheme becoming effective:</b>
<b>(i)</b>	<p>Business undertaking 2, comprising, inter alia, of the HSM plant of the Company, has been transferred to JUSL at a lump sum consideration of ₹ 2,412.67 crores; out of this ₹ 2,150.00 crores has been received, and against the balance amount of ₹ 262.67 crores, JUSL is to issue and allot to the Company:</p> <ul style="list-style-type: none"> <li>- 175,000,000 0.01% non-cumulative compulsorily convertible preference shares (CCPS) having face value of ₹ 10 each [upto the year ended 31 March 2020, 99,048,637 CCPS were allotted to the Company and converted into equal number of equity shares of ₹ 10 each as fully paid at par and the balance 75,951,363 CCPS have been presented as "Investment in 0.01% Non-cumulative compulsorily convertible preference shares" (Refer note 4)], and</li> <li>- 87,673,311 10% non-cumulative non-convertible redeemable preference shares having face value of ₹ 10 each, which have been allotted to the Company.</li> </ul>
<b>(ii)</b>	<p>Business undertaking 3, comprising, inter alia, of the Coke Oven plant of the Company, has been transferred to JCL at a lump sum consideration of ₹ 492.65 crores; out of this ₹ 375.00 crores has been received and against the balance amount of ₹ 117.65 crores, JCL is to issue and allot to the Company:</p> <ul style="list-style-type: none"> <li>- 26,000,000 0.01% non-cumulative CCPS having face value of ₹ 10 each [upto the year ended 31 March 2020, 8,382,432 CCPS were allotted to the Company and converted into equal number of equity shares of ₹ 10 each fully paid at par and the balance 17,617,568 CCPS have been presented as "Investment in 0.01% non-cumulative compulsorily convertible preference shares" (Refer note 4)], and</li> <li>- 91,647,073 10% non-cumulative non-convertible redeemable preference shares having face value of ₹ 10 each, which have been allotted to the Company.</li> </ul>

**JINDAL STAINLESS LIMITED****Summary of significant accounting policies and other explanatory information for the year ended 31 March 2020****(All amounts in ₹ crores, unless otherwise stated)**

<b>33</b>	Due to outbreak of Coronavirus Disease 2019 (COVID-19) which has been declared as a Pandemic by World Health Organization and subsequent lock down ordered by the Central and State Government(s) in India, the manufacturing facilities of the Company remained suspended from 25 March 2020 till 4 May 2020. The Company in compliance with the necessary instructions/guidelines, resumed its operations on 5 May 2020 in a phased manner, while ensuring health safety of all the stakeholders. The Company is gradually ramping up its operations depending upon the market conditions.
	This situation resulted in temporary disturbance in the economic activities through interruption in manufacturing process, disruption in supply chain, etc. The Company is closely monitoring the impact and believes that there has been no significant adverse impact on its financial position for the financial year ended 31 March, 2020. Further, the Company believes that this Pandemic may not have significant adverse impact on the long term operations and performance of the Company.

<b>34</b>	Estimated amount of contracts remaining to be executed on capital account and not provided for (net of advances) is ₹ 54.18 crores (previous year ₹ 51.04 crores).
-----------	--

**35 Revenue from Contracts with Customers****A. Disaggregation of revenue**

The Company has performed a disaggregated analysis of revenues considering the nature, amount, timing and uncertainty of revenues. This includes disclosure of revenues by geography and timing of recognition.

Revenue from operations	Year ended 31 March 2020			
	Goods	Services	Other operating revenue*	Total
<b>Revenue by geography</b>				
Domestic	9,085.96	319.55	27.41	9,432.92
Export	2,724.80	-	-	2,724.80
<b>Total</b>	<b>11,810.76</b>	<b>319.55</b>	<b>27.41</b>	<b>12,157.72</b>
<b>Revenue by time</b>				
Revenue recognised at point in time				11,838.17
Revenue recognised over time				319.55
<b>Total</b>				<b>12,157.72</b>

\*Other operating revenue amounting to ₹ 162.39 crores in the nature of export incentives and liabilities no longer required written back is not in the scope of Ind AS 115. Hence, not covered here.

**JINDAL STAINLESS LIMITED**

Summary of significant accounting policies and other explanatory information for the year ended 31 March 2020  
(All amounts in ₹ crores, unless otherwise stated)

Revenue from operations	Year ended 31 March 2019			
	Goods	Services	Other operating revenue*	Total
<b>Revenue by geography</b>				
Domestic	9,777.73	273.22	45.62	10,096.57
Export	2,379.19	-	-	2,379.19
<b>Total</b>	<b>12,156.92</b>	<b>273.22</b>	<b>45.62</b>	<b>12,475.76</b>
<b>Revenue by time</b>				
Revenue recognised at point in time				12,202.54
Revenue recognised over time				273.22
<b>Total</b>				<b>12,475.76</b>

\*Other operating revenue amounting to ₹ 109.25 crores in the nature of export incentives and liabilities no longer required written back is not in the scope of Ind AS 115. Hence, not covered here.

**B. Revenue recognised in relation to contract liabilities**

Description	Year ended 31 March 2020	Year ended 31 March 2019
Revenue recognised in the reporting period that was included in the contract liability balance at the beginning of the period	111.92	112.73
Revenue recognised in the reporting period from performance obligations satisfied (or partially satisfied) in previous periods	-	-

**C. Assets and liabilities related to contracts with customers**

Description	As at 31 March 2020		As at 31 March 2019	
	Non-current	Current	Non-current	Current
<b>Contract liabilities related to sale of goods</b>				
Advance from customers	-	125.78	-	111.92

**D. Reconciliation of revenue recognised in Statement of Profit and Loss with Contract price**

Description	Year ended 31 March 2020	Year ended 31 March 2019
Contract price	12,353.77	12,613.37
Less: Discount, rebates, credits etc.	196.05	137.61
<b>Revenue from operations as per Statement of Profit and Loss</b>	<b>12,157.72</b>	<b>12,475.76</b>

**JINDAL STAINLESS LIMITED**
**Summary of significant accounting policies and other explanatory information for the year ended 31 March 2020**
**(All amounts in ₹ crores, unless otherwise stated)**

<b>36</b>	<b>Contingent liabilities</b>	<b>As at 31 March 2020</b>	<b>As at 31 March 2019</b>
<b>A</b>	Demands from statutory and regulatory authorities		
<b>(i)</b>	- Sales tax, value added tax and entry tax*#	110.79	108.71
	- Excise duty, custom duty and service tax#	17.08	38.54
	- Income tax	100.31	83.70
<b>(ii)</b>	- Demand from office of the Dy. Director of Mines, Jajpur Road Circle, Odisha on account of mining of excess quantity of chrome ore over and above the approved quantity under mining plan/scheme	77.53	77.53
	- Royalty under the Mines and Minerals (Development and Regulation) Act, 1957, rural infrastructure and socio-economic development tax under the Orissa Rural Infrastructure and Socio-Economic Development Act, 2004 and Water tax under the Orissa Irrigation Act, 1959	5.13	5.72
<b>B</b>	Corporate guarantee given to banks against credit facilities / financial assistance availed by Jindal Stainless (Hisar) Limited - amount for facilities outstanding (read with note 32)	3,378.11	3,744.86
		<b>3,688.95</b>	<b>4,059.06</b>
	<p>* The Company had challenged the legality of Orissa Entry Tax Act, 1999 before the Hon'ble Supreme Court. The order dated 09 October 2017 of Divisional bench of the Hon'ble Supreme Court read with the order dated 11 November 2016 of 9 judge bench of Hon'ble Supreme Court, decided some of the issues and granted opportunity to the petitioners for filing revival petition within 30 days for deciding the issue of discrimination under Article 304(a) as per law laid down by Nine Judges Bench of the Hon'ble Supreme Court. The Company has filed revival petition before the Hon'ble High Court of Orissa on the ground of discrimination under Article 304(a), as per the direction of the Hon'ble Supreme Court. However, interest/penalty (if any) till the decision of the Hon'ble Supreme Court has been stayed by Hon'ble High Court of Orissa in three separate writ petitions filed by the Company on the issue exclusively on the legality of imposing interest under the Orissa Entry Tax Act, 1999 and therefore, liability, if any, in this regard will be recognised when this matter is finally settled/determined by the Hon'ble High Court of Orissa.</p>		
	# Amount includes basic, interest and penalty as demanded by the concerned authority in the relevant case.		
<b>C</b>	<p><b>Income Tax</b></p> <p>The Company expects that there will be no cash outflow on account of income tax demand for Assessment Years 2012-13 to 2016-17, as the Company has sufficient brought forward losses/ unabsorbed depreciation to set off from disallowance, if any, that may arise on account of adverse ruling by higher authorities in relation to the aforementioned demands.</p>		

**JINDAL STAINLESS LIMITED**
**Summary of significant accounting policies and other explanatory information for the year ended 31 March 2020**
**(All amounts in ₹ crores, unless otherwise stated)**

<b>37</b>	<b>Exceptional items</b>	<b>Year ended 31 March 2020</b>	<b>Year ended 31 March 2019</b>
	Gain (net) on translation/settlement of foreign currency monetary items.	50.44	56.60
	Provision for recompense liability payable to CDR lenders (refer note 38)*	-	(27.50)
	Loss (net) on fair valuation and settlement of derivative contracts*	(27.62)	(13.45)
	Amortisation of debit balance in foreign currency monetary item translation difference account*	(14.51)	(9.34)
		<b>8.31</b>	<b>6.31</b>
	<i>* Amount in bracket represents exceptional loss</i>		

<b>38</b>	<b>Corporate Debt Restructuring (CDR)</b>
<b>A</b>	<p>During the year ended 31 March 2018, the Company had allotted 60,570,320 equity shares of face value of ₹ 2 each and 142,830,637 0.01% Optionally Convertible Redeemable Preference Shares (OCRPS) of face value of ₹ 2 each, both at a premium of ₹ 37.10 per share on conversion of funded interest term loan I and II.</p> <p>As per the terms of the OCRPS, these shares were redeemable at the option of the Company, anytime up to 31 October 2020. If not redeemed by then, the OCRPS holders had an option to convert these into equal number of equity shares of the Company anytime upto 31 March 2022. If neither of these options are exercised, these were redeemable on 1 April 2022.</p> <p>During the year ended 31 March 2020, the Company has exercised its right to redeem OCRPS and accordingly, aggregate amount of ₹ 558.47 crores was paid to the OCRPS holders towards redemption of these OCRPS along with applicable recompense of ₹ 221.01 crores.</p>
<b>B</b>	<p>During the year ended 31 March 2020, the Company has successfully exited CDR after discharging the recompense liability of ₹ 274.75 crores (₹ 221.01 crores on OCRPS and balance on other CDR Loans) in cash as determined in accordance with RBI's Master Circular on Corporate Debt Restructuring. State Bank of India, in its capacity of Monitoring Institution and on behalf of CDR lenders issued no objection certificate (NOC) confirming formal exit of JSL from CDR effective from 31 March 2019.</p> <p>Earlier, the consortium of CDR lenders agreed to allow CDR exit to the Company with effect from 31 March 2019 and the recompense liability was determined as at 31 March 2019 in accordance with RBI's Master Circular on Corporate Debt Restructuring.</p>

**JINDAL STAINLESS LIMITED**
**Summary of significant accounting policies and other explanatory information for the year ended 31 March 2020**
**(All amounts in ₹ crores, unless otherwise stated)**

39	Derivative contracts entered into by the Company and outstanding as on 31 March 2020 for hedging foreign currency risks:					
	Nature of derivative	Type	31 March 2020		31 March 2019	
			No. of contracts	Foreign currency (in million)	No. of contracts	Foreign currency (in million)
	<b>Forward covers</b>					
	USD/INR	Sell	70	\$182.10	45	\$92.39
	EURO/USD	Sell	25	€ 47.00	26	€ 38.91
	USD/INR	Buy	289	\$79.86	188	\$95.79
	EURO/USD	Buy	-	-	1	€ 0.16

40	Employee benefits		
A	Defined contribution plans		
	The amount recognised as expense towards contribution to defined contribution plans for the year is as below:	Year ended 31 March 2020	Year ended 31 March 2019
	Company's contribution to Provident Fund	5.87	4.92
	Company's contribution to Employee welfare fund	0.27	0.25
	Company's contribution to National pension scheme	0.69	0.45
	Company's contribution to Employee's State Insurance Scheme	0.12	0.20
	<b>Total</b>	<b>6.95</b>	<b>5.82</b>
B	Defined benefit plan – Gratuity		
(i)	Reconciliation of present value of defined benefit obligation and the fair value of plan assets	As at 31 March 2020	As at 31 March 2019
	Present value of defined benefit obligation as at the end of the year	13.38	10.31
	Less: Fair value of plan assets at the end of the year	10.70	9.96
	<b>Net liability recognised in the balance sheet</b>	<b>2.68</b>	<b>0.35</b>
(ii)	Movement in the present value of defined benefit obligation recognised in the balance sheet	As at 31 March 2020	As at 31 March 2019
	<b>Present value of defined benefit obligation as at the start of the year</b>	<b>10.31</b>	<b>8.02</b>
	Transfer in/out of employees between group companies	0.21	0.12
	Current service cost	1.66	1.40
	Interest cost	0.79	0.63
	Benefits paid	(1.04)	(0.42)
	Actuarial (gain)/loss on obligation	1.45	0.56
	<b>Present value of defined benefit obligation as at the end of the year</b>	<b>13.38</b>	<b>10.31</b>

**JINDAL STAINLESS LIMITED**
**Summary of significant accounting policies and other explanatory information for the year ended 31 March 2020**
**(All amounts in ₹ crores, unless otherwise stated)**

(iii)	Movement in the plan assets recognised in the balance sheet	As at 31 March 2020	As at 31 March 2019
	<b>Fair value of plan assets at the beginning of the year</b>	<b>9.96</b>	<b>8.70</b>
	Expected return on plan assets	0.77	0.68
	Actuarial (loss) for the year on plan asset	(0.10)	(0.05)
	Employer contributions	1.11	1.05
	Benefits paid	(1.04)	(0.42)
	<b>Fair value of plan assets at the end of the year</b>	<b>10.70</b>	<b>9.96</b>
	The Company's plan assets primarily comprise of qualifying insurance policies issued by Life insurance corporation of India.		
(iv)	<b>Actuarial gain/(loss) on plan assets</b>	<b>Year ended 31 March 2020</b>	<b>Year ended 31 March 2019</b>
	Expected interest income	0.77	0.68
	Actual income on plan asset	0.67	0.63
	<b>Actuarial gain/(loss) for the year on plan asset</b>	<b>(0.10)</b>	<b>(0.05)</b>
(v)	<b>Expense recognised in the statement of profit and loss consists of:</b>		
	<b>Employee benefit expense</b>	<b>Year ended 31 March 2020</b>	<b>Year ended 31 March 2019</b>
	Current service Cost	1.66	1.40
	Net interest cost	0.02	(0.05)
		<b>1.68</b>	<b>1.35</b>
	<b>Other comprehensive income</b>	<b>Year ended 31 March 2020</b>	<b>Year ended 31 March 2019</b>
	Actuarial (gain)/loss arising from changes in financial assumptions	1.28	0.13
	Actuarial (gain)/loss arising from experience adjustments	0.17	0.44
	Actuarial gain/(loss) on plan asset	(0.10)	(0.05)
		<b>1.55</b>	<b>0.62</b>

(vi)	The principal actuarial assumptions used for estimating the Company's defined benefit obligations are set out below:	Year ended 31 March 2020	Year ended 31 March 2019
	Discount rate	6.82 % p.a	7.69 % p.a
	Expected rate of increase in salary	5.50% p.a.	5.50% p.a.
	Retirement age	58 Years	58 Years
	Mortality rate (inclusive of provision for disability)	100% of IALM (2012-14)	100% of IALM (2006-08)
	Expected average remaining working lives of employees(years)	23.22	23.5

The assumption of discount rate is based upon the market yields available on Government bonds at the accounting date with a term that matches that of the liabilities. Future salary increase rate takes into account the inflation, seniority, promotion and other relevant factors on long term basis. Same assumptions were considered for comparative period i.e. 2018-19 as reported.



**JINDAL STAINLESS LIMITED**

Summary of significant accounting policies and other explanatory information for the year ended 31 March 2020  
(All amounts in ₹ crores, unless otherwise stated)

(vii)	Sensitivity analysis for gratuity liability	Year ended 31 March 2020	Year ended 31 March 2019
	<b>Impact of the change in discount rate</b>		
	Present value of obligation at the end of the period		
	Increase of 0.50%	(0.76)	(0.58)
	Decrease of 0.50%	0.84	0.63
	<b>Impact of the change in salary increase</b>		
	Present value of obligation at the end of the period		
	Increase of 0.50%	0.84	0.64
	Decrease of 0.50%	(0.78)	(0.59)
(viii)	<b>Maturity profile of defined benefit obligation</b>		
	<b>Year</b>	<b>As at 31 March 2020</b>	<b>As at 31 March 2019</b>
	0 to 1 Year	0.79	0.43
	1 to 5 Year	2.14	0.92
	Beyond 5 Years	10.45	8.96
	The Company expects to contribute ₹ 2.02 crores (previous year ₹ 1.57 crores) to its gratuity plan for the next year.		

41(I)	Lease related disclosures						
	<p>The Company has leases for Factory Land, plant and machinery and related facilities. With the exception of short-term leases and leases of low-value underlying assets, each lease is reflected on the balance sheet as a right-of-use asset and a lease liability. Variable lease payments which do not depend on an index or a rate are excluded from the initial measurement of the lease liability and right of use assets. The Company classifies its right-of-use assets in a consistent manner to its property, plant and equipment.</p> <p>Each lease generally imposes a restriction that, unless there is a contractual right for the Company to sublease the asset to another party, the right-of-use asset can only be used by the Company. Some leases contain an option to extend the lease for a further term. The Company is prohibited from selling or pledging the underlying leased assets as security.</p>						
<b>A</b>	<b>Lease payments not included in measurement of lease liability</b>						
	The expense relating to payments not included in the measurement of the lease liability is as follows:						
	<table border="1" style="width: 100%; border-collapse: collapse;"> <thead> <tr> <th style="text-align: left;">Particulars</th> <th style="text-align: right;">31 March 2020</th> </tr> </thead> <tbody> <tr> <td>Short-term leases</td> <td style="text-align: right;">14.83</td> </tr> <tr> <td>Leases of low value assets</td> <td style="text-align: right;">4.08</td> </tr> </tbody> </table>	Particulars	31 March 2020	Short-term leases	14.83	Leases of low value assets	4.08
Particulars	31 March 2020						
Short-term leases	14.83						
Leases of low value assets	4.08						

**JINDAL STAINLESS LIMITED**
**Summary of significant accounting policies and other explanatory information for the year ended 31 March 2020  
(All amounts in ₹ crores, unless otherwise stated)**

<b>B</b>	Total cash outflow for leases for the year ended 31 March 2020 was ₹ 28.60 crores.						
<b>C</b>	The Company has total commitment for short-term leases of ₹ 2.20 crores as at 31 March 2020.						
<b>D</b>	<b>Maturity of lease liabilities</b>						
	The lease liabilities are secured by the related underlying assets. Future minimum lease payments (pertaining to leases other than short-term leases) are as follows:						
	<b>31 March 2020</b>	<b>Minimum lease payments due</b>					
		<b>0 to 1 year</b>	<b>1 to 5 years</b>	<b>More than 5 years</b>	<b>Total</b>		
	Lease payments	12.41	49.62	95.06	<b>157.09</b>		
	Interest expense	7.98	26.48	44.99	<b>79.45</b>		
	<b>Net present values</b>	<b>4.43</b>	<b>23.14</b>	<b>50.07</b>	<b>77.64</b>		
<b>E</b>	Variable lease payments are expensed in the period they are incurred. Expected future cash outflow pertaining to variable lease payment as at 31 March 2020 is ₹ Nil.						
<b>F</b>	<b>Information about extension and termination options</b>						
	<b>Right of use assets</b>	<b>Number of leases</b>	<b>Range of remaining term</b>	<b>Average remaining lease term</b>	<b>Number of leases with extension option</b>	<b>Number of leases with purchase option</b>	<b>Number of leases with termination option</b>
	Plant & Machinery	2	10 Years	10 Years	2	2	2
	Land	4	69 Years	69 Years	4	-	4
<b>G</b>	There are no leases which are yet to commence as on 31 March 2020.						
<b>F</b>	<b>Impact on transition</b>						
1	Effective 1 April 2019, the Company has adopted Ind AS 116 "Leases" and applied modified retrospective approach to all lease contracts existing as at 1 April 2019. On transition, the adoption of new standard resulted in recognition of lease liability of ₹ 81.65 crores and corresponding right of use asset of ₹ 81.65 crores.						
2	For contracts in place as at 1 April 2019, Company has elected to apply the definition of a lease from Ind AS 17 and has not applied Ind AS 116 to arrangements that were previously not identified as lease under Ind AS 17.						
3	The Company has elected not to include initial direct costs in the measurement of the right-of-use asset for operating leases in existence at the date of initial application of Ind AS 116, being 1 April 2019.						
4	Instead of performing an impairment review on the right-of-use assets at the date of initial application, the Company has relied on its historic assessment as to whether leases were onerous immediately before the date of initial application of Ind AS 116.						

**JINDAL STAINLESS LIMITED**
**Summary of significant accounting policies and other explanatory information for the year ended 31 March 2020  
(All amounts in ₹ crores, unless otherwise stated)**

5	On transition, for leases previously accounted for as operating leases with a remaining lease term of less than 12 months and for leases of low-value assets the Company has applied the optional exemptions to not recognise right-of-use assets but to account for the lease expense on a straightline basis over the remaining lease term.	
6	For those leases previously classified as finance leases, the right-of-use asset and lease liability are measured at the date of initial application at the same amounts as under Ind AS 17 immediately before the date of initial application.	
7	The Company has benefited from the use of hindsight for determining the lease term when considering options to extend and terminate leases.	
8	On transition to Ind AS 116 the weighted average incremental borrowing rate applied to lease liabilities recognised was 10.55%.	
9	The following is a reconciliation of total operating lease commitments at 31 March 2019 (as disclosed in the financial statements for the year ended 31 March 2019) to the lease liabilities recognised at 1 April 2019:	
	Total operating lease commitments disclosed as at 31 March 2019	<b>110.86</b>
	<b>Recognition exemptions:</b>	
	Leases of low value assets	(2.92)
	Leases with remaining lease term of less than 12 months	(1.00)
	Increase in rent owing to index linked escalations	20.83
	Operating lease liabilities before discounting	127.77
	Discounting impact (using incremental borrowing rate)	(51.77)
	Operating lease liabilities	76.00
	Finance lease obligations under Ind AS 17	5.65
	Total lease liabilities recognised under Ind AS 116 at 1 April 2019	<b>81.65</b>
	<b>The following are the amounts recognised in profit or loss:</b>	
	<b>Particulars</b>	<b>Year ended 31 March 2020</b>
	Depreciation expense of right-of-use assets	12.49
	Interest expense on lease liabilities	8.40
	Expense relating to short-term leases (included in other expenses)	14.83
	Expense relating to leases of low-value assets (included in other expenses)	4.08
	<b>Total</b>	<b>39.80</b>
	<b>The movement in lease liabilities during the year ended 31 March 2020 is as follows:</b>	
	<b>Particulars</b>	<b>Year ended 31 March 2020</b>
	Opening lease liabilities	81.65
	Add: Finance cost accrued during the period	8.40
	Less: Lease rent paid	(12.41)
	<b>Balance at the end</b>	<b>77.64</b>

**JINDAL STAINLESS LIMITED**
**Summary of significant accounting policies and other explanatory information for the year ended 31 March 2020  
(All amounts in ₹ crores, unless otherwise stated)**

<b>41(II)</b>	<b>Leases</b>		
<b>A</b>	<b>Finance lease as a lessee</b>		
The Company has taken land parcels on finance lease for periods of 83-90 years. A reconciliation between the total of future minimum lease payments and their present value is given below:			
<b>Due as on 31 March 2019 and payable</b>	<b>Minimum lease payments</b>	<b>Finance charges</b>	<b>Net present values</b>
Not later than one year	0.60	0.60	-
Later than one year but not later than five years	2.39	2.38	0.01
Later than five years	38.76	33.12	5.64
<b>Total</b>	<b>41.75</b>	<b>36.10</b>	<b>5.65</b>
<b>B</b>	<b>Operating lease as a lessee</b>		
Significant leasing arrangements include lease for warehouses for periods ranging between 2-5 years renewable on mutual consent and lease of plants taken on hire dedicated for use under long term arrangement ranging between 15-18 years. Future minimum rentals payable under non-cancellable operating leases are as follows:			
<b>Particulars</b>	<b>31 March 2019</b>		
Within one year	12.88		
After one year but not more than five years	40.05		
After more than five years	57.93		
<b>Total</b>	<b>110.86</b>		
During the year ended 31 March 2019, total operating lease rental expense recognised in the statement of profit and loss was ₹ 7.21 Crores.			
<b>C</b>	<b>Operating lease as a lessor</b>		
Significant leasing arrangements include sub-lease of land with lease term of 30 years and some other leases . The lease term can be extended with mutual consent of the Company and the lessor. Minimum lease payments receivable under the operating lease is as below:			
<b>Particulars</b>	<b>31 March 2019</b>		
Not later than one year	1.03		
Later than one year but not later than five years	0.72		
Later than five years	4.16		
<b>Total</b>	<b>5.91</b>		

**JINDAL STAINLESS LIMITED****Summary of significant accounting policies and other explanatory information for the year ended 31 March 2020  
(All amounts in ₹ crores, unless otherwise stated)**

<b>42</b>	<b>Operating Segments</b>
	The Company has presented segment information in the consolidated financial statements which are presented in the same financial report. Accordingly, in terms of Paragraph 4 of Ind AS 108 'Operating Segments', no disclosures related to segments are presented in these financial statements.

**43 Related party disclosures****I. Relationships****(a) Key management personnel (KMP)**

Sl. No.	Name	Designation
1	Mr. Ratan Jindal	Chairman and Managing Director
2	Mr. Abhyuday Jindal	Till 24 April 2018 held the position of Vice Chairman (Non Executive) on Board. Appointed as Managing Director (KMP) w.e.f. 25 April 2018
3	Mr. S. Bhattacharya	Whole Time Director (Resigned w.e.f. 15 May 2018)
4	Mr. Tarun Kumar Khulbe	Whole Time Director (w.e.f. 15 May 2018)
5	Mr. Navneet Raghuvanshi	Company Secretary (Appointed w.e.f. 25 April 2018)
6	Mr. Sunil Yadav	Company Secretary (Ceased to be Company Secretary w.e.f. 25 April 2018)
7	Mr. Anurag Mantri	Chief Financial Officer
8	Mr. Gautam Kanjilal	Nominee Director
9	Mr. Suman Jyoti Khaitan	Independent Director
10	Mr. Jayaram Easwaran	Independent Director (appointed w.e.f. 5 August 2019)
11	Mr. T.S. Bhattacharya	Independent Director (Ceased to be Director w.e.f. 22 September 2019)
12	Ms. Bhaswati Mukherjee	Independent Director
13	Mrs. Arti Luniya	Independent Director (Appointed w.e.f. 26 Nov 2019)
14	Dr. Rajeev Uberoi	Independent Director (Appointed w.e.f. 9 February 2018) resigned w.e.f. 2 July 2019

**JINDAL STAINLESS LIMITED**

Summary of significant accounting policies and other explanatory information for the year ended 31 March 2020  
(All amounts in ₹ crores, unless otherwise stated)

**(b) Subsidiaries**

SI No	Name of the entity	Principal place of operation / country of incorporation	Principal activities / nature of business	Shareholding / Voting Power	
				As at 31 March 2020	As at 31 March 2019
1	PT. Jindal Stainless Indonesia	Indonesia	Stainless Steel manufacturing	99.99%	99.99%
2	Jindal Stainless UK Limited (dissolved w.e.f. 11 December 2018)	UK	Stainless Steel manufacturing	N.A.	N.A.
3	Jindal Stainless FZE, Dubai	UAE	Stainless Steel manufacturing	100.00%	100.00%
4	JSL Group Holdings Pte. Ltd., Singapore	Singapore	Stainless Steel manufacturing	100.00%	100.00%
5	Iberjindal S.L., Spain	South Spain	Stainless Steel manufacturing	65.00%	65.00%
6	Jindal Stainless Park Limited (incorporated on 23 January 2019)	India	Development of integrated world-class infrastructure	100.00%	100.00%

**(c) Associates**

SI No	Name of the entity	Principal place of operation / country of incorporation	Principal activities / nature of business	Shareholding / Voting Power	
				As at 31 March 2020	As at 31 March 2019
1	Jindal Stainless Corporate Management Services Private Limited	India	Management services	50.00%	50.00%
2	Jindal United Steel Limited	India	Stainless Steel manufacturing	26.00%	26.00%
3	Jindal Coke Limited.	India	Coke Manufacturing	26.00%	26.00%

**(d) Entity exercising significant influence on the Company**

SI No	Name of the entity	Principal place of operation / country of incorporation	Principal activities / nature of business
1	Jindal Stainless (Hisar) Limited (JSHL)	India	Stainless Steel manufacturing

**JINDAL STAINLESS LIMITED**

Summary of significant accounting policies and other explanatory information for the year ended 31 March 2020  
(All amounts in ₹ crores, unless otherwise stated)

**(e) Subsidiaries of entity exercising significant influence on the Company**

SI No	Name of the entity	Principal place of operation / country of incorporation	Principal activities / nature of business
1	JSL Lifestyle Limited	India	Stainless steel Consumer Products
2	JSL Logistics Limited	India	Logistic
3	Jindal Stainless Steelways Limited	India	Stainless Steel manufacturing
4	J.S.S. Steelitalia Limited	India	Stainless Steel manufacturing

**(f) Entities under the control of KMP**

SI No	Name of the entity	Principal place of operation / country of incorporation	Principal activities / nature of business
1	Prime Stainless DMCC	UAE	Trading company
2	JSL Global Commodities Pte. Ltd.	Singapore	Trading company

**(g) Post-employment benefit plan for the benefit of employees of the Company**

SI No	Name of the entity	Principal place of operation / country of incorporation	Principal activities / nature of business
1	Jindal Stainless Limited Group Gratuity Fund	India	Company's employee gratuity trust

**JINDAL STAINLESS LIMITED**
**Summary of significant accounting policies and other explanatory information for the year ended 31 March 2020**
**(All amounts in ₹ crores, unless otherwise stated)**
**II. Transactions with related parties during the year and balances as at the balance sheet date\***

SI No	Particulars	Year ended and as at 31 March 2020						Year ended and as at 31 March 2019					
		Subsidiaries	Associates	Entity exercising significant influence on the Company	Subsidiaries of entity exercising significant influence on the Company	KMP	Entities under the control of KMP	Subsidiaries	Associates	Entity exercising significant influence on the Company	Subsidiaries of entity exercising significant influence on the Company	KMP	Entities under the control of KMP
	<b>Transactions during the year</b>												
<b>1</b>	<b>Purchase of goods</b>	<b>19.11</b>	<b>120.96</b>	<b>575.12</b>	<b>5.81</b>	-	<b>69.32</b>	-	<b>160.14</b>	<b>670.81</b>	<b>10.19</b>	-	-
	PT.Jindal Stainless Indonesia	19.11	-	-	-	-	-	-	-	-	-	-	-
	Jindal Stainless Steelways Limited	-	-	-	5.30	-	-	-	-	-	5.84	-	-
	Jindal Coke Limited	-	96.52	-	-	-	-	-	117.93	-	-	-	-
	Jindal Stainless (Hisar) Limited	-	-	575.12	-	-	-	-	-	670.81	-	-	-
	Prime Stainless DMCC	-	-	-	-	-	69.32	-	-	-	-	-	-
	JSL Lifestyle Limited	-	-	-	0.51	-	-	-	-	-	1.03	-	-
	J.S.S Steelitalia Limited	-	-	-	-	-	-	-	-	-	3.32	-	-
	Jindal United Steel Limited	-	24.44	-	-	-	-	-	42.21	-	-	-	-
<b>2</b>	<b>Job work charges paid</b>	-	<b>765.64</b>	<b>44.22</b>	<b>32.17</b>	-	-	-	<b>660.55</b>	<b>85.57</b>	<b>48.54</b>	-	-
	Jindal Stainless (Hisar) Limited	-	-	44.22	-	-	-	-	-	85.57	-	-	-
	Jindal Stainless Steelways Limited	-	-	-	32.17	-	-	-	-	-	48.54	-	-
	Jindal United Steel Limited	-	765.64	-	-	-	-	-	660.55	-	-	-	-
<b>3</b>	<b>Sale of goods</b>	<b>391.72</b>	<b>516.66</b>	<b>891.17</b>	<b>1,129.66</b>	-	<b>454.08</b>	<b>383.73</b>	<b>396.46</b>	<b>975.96</b>	<b>1,134.75</b>	-	-
	PT.Jindal Stainless Indonesia	126.02	-	-	-	-	-	234.86	-	-	-	-	-
	Iber Jindal S.L.	265.70	-	-	-	-	-	148.87	-	-	-	-	-
	Jindal Stainless Steelways Limited	-	-	-	1,120.35	-	-	-	-	-	1,126.34	-	-



**JINDAL STAINLESS LIMITED**
**Summary of significant accounting policies and other explanatory information for the year ended 31 March 2020**
**(All amounts in ₹ crores, unless otherwise stated)**

SI No	Particulars	Year ended and as at 31 March 2020						Year ended and as at 31 March 2019					
		Subsidiaries	Associates	Entity exercising significant influence on the Company	Subsidiaries of entity exercising significant influence on the Company	KMP	Entities under the control of KMP	Subsidiaries	Associates	Entity exercising significant influence on the Company	Subsidiaries of entity exercising significant influence on the Company	KMP	Entities under the control of KMP
	Jindal Stainless (Hisar) Limited	-	-	891.17	-	-	-	-	-	975.96	-	-	-
	JSL Lifestyle Limited	-	-	-	4.63	-	-	-	-	-	7.63	-	-
	JSL Global Commodities Pte. Ltd.	-	-	-	-	-	454.08	-	-	-	-	-	-
	Jindal Coke Limited	-	31.59	-	-	-	-	-	98.75	-	-	-	-
	Jindal United Steel Limited	-	485.07	-	-	-	-	-	297.71	-	-	-	-
	JSL Logistics Limited	-	-	-	0.19	-	-	-	-	-	0.17	-	-
	J.S.S Steelitalia Limited	-	-	-	4.49	-	-	-	-	-	0.61	-	-
<b>4</b>	<b>Quality claim paid</b>	-	-	-	-	-	-	<b>2.22</b>	-	-	-	-	-
	PT.Jindal Stainless Indonesia	-	-	-	-	-	-	2.22	-	-	-	-	-
<b>5</b>	<b>Rent received</b>	<b>0.01</b>	<b>2.71</b>	<b>1.53</b>	-	-	-	-	<b>2.71</b>	<b>1.43</b>	-	-	-
	Jindal Stainless (Hisar) Limited	-	-	1.53	-	-	-	-	-	1.43	-	-	-
	Jindal Stainless Park Limited	0.01	-	-	-	-	-	-	-	-	-	-	-
	Jindal Stainless Corporate Management Services Private Limited	-	2.71	-	-	-	-	-	2.71	-	-	-	-
<b>6</b>	<b>Rent paid</b>	-	-	<b>0.71</b>	<b>14.03</b>	-	-	-	-	<b>2.88</b>	<b>3.85</b>	-	-
	Jindal Stainless (Hisar) Limited	-	-	0.71	-	-	-	-	-	2.88	-	-	-
	Jindal Stainless Steelways Limited	-	-	-	14.03	-	-	-	-	-	3.85	-	-
<b>7</b>	<b>Freight charges paid</b>	-	-	-	<b>1.43</b>	-	-	-	-	-	<b>1.58</b>	-	-
	JSL Logistics Limited	-	-	-	1.43	-	-	-	-	-	1.58	-	-

**JINDAL STAINLESS LIMITED**
**Summary of significant accounting policies and other explanatory information for the year ended 31 March 2020**

(All amounts in ₹ crores, unless otherwise stated)

SI No	Particulars	Year ended and as at 31 March 2020						Year ended and as at 31 March 2019					
		Subsidiaries	Associates	Entity exercising significant influence on the Company	Subsidiaries of entity exercising significant influence on the Company	KMP	Entities under the control of KMP	Subsidiaries	Associates	Entity exercising significant influence on the Company	Subsidiaries of entity exercising significant influence on the Company	KMP	Entities under the control of KMP
<b>8</b>	<b>Interest received</b>	<b>0.78</b>	<b>1.84</b>	-	<b>4.01</b>	-	-	<b>0.79</b>	-	-	<b>1.85</b>	-	-
	PT.Jindal Stainless Indonesia	0.78	-	-	-	-	-	0.79	-	-	-	-	-
	Jindal United Steel Limited		1.84	-	-	-	-	-	-	-	-	-	-
	Jindal Stainless Steelways Limited	-	-	-	4.01	-	-	-	-	-	1.85	-	-
<b>9</b>	<b>Interest expense</b>	-	-	<b>90.00</b>	<b>3.60</b>	-	-	-	-	<b>90.00</b>	-	-	-
	Jindal Stainless Steelways Limited	-	-	-	3.60	-	-	-	-	-	-	-	-
	Jindal Stainless (Hisar) Limited	-	-	90.00	-	-	-	-	-	90.00	-	-	-
<b>10</b>	<b>Commission on Purchase paid</b>	-	-	-	-	-	<b>16.99</b>	-	-	-	-	-	-
	Prime Stainless DMCC	-	-	-	-	-	6.17	-	-	-	-	-	-
	JSL Global Commodities Pte. Ltd.	-	-	-	-	-	10.82	-	-	-	-	-	-
<b>11</b>	<b>Commission on Sale paid</b>	<b>21.66</b>	-	-	-	-	-	<b>15.32</b>	-	-	-	-	-
	Jindal Stainless FZE	21.66	-	-	-	-	-	15.32	-	-	-	-	-
<b>12</b>	<b>Support service charges paid</b>	-	<b>58.05</b>	-	-	-	-	-	<b>58.92</b>	-	-	-	-
	Jindal Stainless Corporate Management Services Private Limited	-	58.05	-	-	-	-	-	58.92	-	-	-	-
<b>13</b>	<b>Support service charges received</b>	-	<b>70.25</b>	-	<b>0.62</b>	-	-	-	<b>47.15</b>	-	<b>10.40</b>	-	-
	Jindal Coke Limited	-	12.89	-	-	-	-	-	15.01	-	-	-	-

**JINDAL STAINLESS LIMITED**
**Summary of significant accounting policies and other explanatory information for the year ended 31 March 2020**
**(All amounts in ₹ crores, unless otherwise stated)**

SI No	Particulars	Year ended and as at 31 March 2020						Year ended and as at 31 March 2019					
		Subsidiaries	Associates	Entity exercising significant influence on the Company	Subsidiaries of entity exercising significant influence on the Company	KMP	Entities under the control of KMP	Subsidiaries	Associates	Entity exercising significant influence on the Company	Subsidiaries of entity exercising significant influence on the Company	KMP	Entities under the control of KMP
	Jindal United Steel Limited	-	57.36	-	-	-	-	-	32.14	-	-	-	-
	Jindal Stainless Steelways Limited	-	-	-	0.20	-	-	-	-	-	9.98	-	-
	JSL Logistics Limited	-	-	-	0.42	-	-	-	-	-	0.42	-	-
<b>14</b>	<b>Expenses incurred on behalf of Company and reimbursed</b>	<b>0.99</b>	<b>-</b>	<b>0.03</b>	<b>0.11</b>	<b>-</b>	<b>-</b>	<b>0.02</b>	<b>-</b>	<b>0.13</b>	<b>-</b>	<b>-</b>	<b>-</b>
	PT.Jindal Stainless Indonesia	0.99	-	-	-	-	-	0.02	-	-	-	-	-
	JSL Lifestyle Limited	-	-	-	0.11	-	-	-	-	-	-	-	-
	Jindal Stainless (Hisar) Limited	-	-	0.03	-	-	-	-	-	0.13	-	-	-
<b>15</b>	<b>Expenses incurred and reimbursed by Company on behalf of</b>	<b>0.52</b>	<b>0.50</b>	<b>6.58</b>	<b>0.90</b>	<b>-</b>	<b>0.01</b>	<b>0.50</b>	<b>8.41</b>	<b>18.25</b>	<b>6.44</b>	<b>-</b>	<b>-</b>
	PT. Jindal Stainless Indonesia	0.52	-	-	-	-	-	0.30	-	-	-	-	-
	Jindal Stainless FZE	-	-	-	-	-	-	0.20	-	-	-	-	-
	Jindal Coke Limited	-	0.04	-	-	-	-	-	0.07	-	-	-	-
	JSL Lifestyle Limited	-	-	-	0.44	-	-	-	-	-	0.82	-	-
	Jindal United Steel Limited	-	0.17	-	-	-	-	-	0.33	-	-	-	-
	Prime Stainless DMCC	-	-	-	-	-	0.01	-	-	-	-	-	-
	Jindal Stainless Steelways Limited	-	-	-	0.46	-	-	-	-	-	5.62	-	-

**JINDAL STAINLESS LIMITED**
**Summary of significant accounting policies and other explanatory information for the year ended 31 March 2020**
**(All amounts in ₹ crores, unless otherwise stated)**

SI No	Particulars	Year ended and as at 31 March 2020						Year ended and as at 31 March 2019					
		Subsidiaries	Associates	Entity exercising significant influence on the Company	Subsidiaries of entity exercising significant influence on the Company	KMP	Entities under the control of KMP	Subsidiaries	Associates	Entity exercising significant influence on the Company	Subsidiaries of entity exercising significant influence on the Company	KMP	Entities under the control of KMP
	Jindal Stainless Corporate Management Services Private Limited	-	0.29	-	-	-	-	-	8.01	-	-	-	-
	Jindal Stainless (Hisar) Limited	-	-	6.58	-	-	-	-	-	18.25	-	-	-
<b>16</b>	<b>Bad debt written off</b>	-	-	-	-	-	-	-	-	-	5.57	-	-
	J.S.S Steelitalia Limited	-	-	-	-	-	-	-	-	-	5.57	-	-
<b>17</b>	<b>Liability written back</b>	-	-	-	-	-	-	<b>0.20</b>	-	-	-	-	-
	Jindal Stainless FZE	-	-	-	-	-	-	0.20	-	-	-	-	-
<b>18</b>	<b>Remuneration</b>	-	-	-	-	<b>4.33</b>	-	-	-	-	-	<b>4.35</b>	-
	Mr. S. Bhattacharya	-	-	-	-	-	-	-	-	-	-	0.40	-
	Mr. Tarun Kumar Khulbe	-	-	-	-	1.60	-	-	-	-	-	1.25	-
	Mr. Sunil Yadav	-	-	-	-	-	-	-	-	-	-	0.05	-
	Mr. Anurag Mantri	-	-	-	-	1.93	-	-	-	-	-	2.03	-
	Mr. Navneet Raghuvanshi	-	-	-	-	0.80	-	-	-	-	-	0.62	-
<b>19</b>	<b>Non executive director-sitting fee</b>	-	-	-	-	<b>0.23</b>	-	-	-	-	-	<b>0.22</b>	-
	Mr. Gautam Kanjilal	-	-	-	-	0.05	-	-	-	-	-	0.05	-
	Mr. Suman Jyoti Khaitan	-	-	-	-	0.06	-	-	-	-	-	0.05	-
	Mr. T.S. Bhattacharya	-	-	-	-	0.02	-	-	-	-	-	0.03	-
	Mrs. Arti Luniya	-	-	-	-	0.01	-	-	-	-	-	-	-
	Mr. Jayaram Easwaran	-	-	-	-	0.03	-	-	-	-	-	-	-
	Ms. Bhaswati Mukherjee	-	-	-	-	0.05	-	-	-	-	-	0.04	-
	Dr. Rajeev Uberoi	-	-	-	-	0.01	-	-	-	-	-	0.05	-

**JINDAL STAINLESS LIMITED**
**Summary of significant accounting policies and other explanatory information for the year ended 31 March 2020**

(All amounts in ₹ crores, unless otherwise stated)

SI No	Particulars	Year ended and as at 31 March 2020						Year ended and as at 31 March 2019					
		Subsidiaries	Associates	Entity exercising significant influence on the Company	Subsidiaries of entity exercising significant influence on the Company	KMP	Entities under the control of KMP	Subsidiaries	Associates	Entity exercising significant influence on the Company	Subsidiaries of entity exercising significant influence on the Company	KMP	Entities under the control of KMP
20	<b>Security deposits repaid</b>	-	-	-	-	-	-	50.00	-	-	-	-	-
	Jindal Coke Limited	-	-	-	-	-	-	50.00	-	-	-	-	-
	<b>Balances outstanding as at balance sheet date</b>												
21	<b>Letter of comfort</b>	159.79	-	-	-	-	-	162.00	-	-	-	-	-
	PT.Jindal Stainless Indonesia	159.79	-	-	-	-	-	162.00	-	-	-	-	-
22	<b>Corporate guarantee given</b>	-	-	3,378.11	-	-	-	-	-	3,744.86	-	-	-
	Jindal Stainless (Hisar) Limited	-	-	3,378.11	-	-	-	-	-	3,744.86	-	-	-
23	<b>Personal guarantee received</b>												
	Mr. Ratan Jindal	-	-	-	-	Refer note 15 and 20	-	-	-	-	-	Refer note 15 and 20	-
24	<b>Loans and advances - receivables</b>	27.00	67.00	-	-	-	-	23.74	-	-	-	-	-
	PT.Jindal Stainless Indonesia	27.00	-	-	-	-	-	23.74	-	-	-	-	-
	Jindal United Steel Limited	-	67.00	-	-	-	-	-	-	-	-	-	-
25	<b>Borrowings (inter corporate deposits)</b>	-	-	900.00	-	-	-	-	-	900.00	-	-	-
	Jindal Stainless (Hisar) Limited	-	-	900.00	-	-	-	-	-	900.00	-	-	-

**JINDAL STAINLESS LIMITED**
**Summary of significant accounting policies and other explanatory information for the year ended 31 March 2020**
**(All amounts in ₹ crores, unless otherwise stated)**

SI No	Particulars	Year ended and as at 31 March 2020						Year ended and as at 31 March 2019					
		Subsidiaries	Associates	Entity exercising significant influence on the Company	Subsidiaries of entity exercising significant influence on the Company	KMP	Entities under the control of KMP	Subsidiaries	Associates	Entity exercising significant influence on the Company	Subsidiaries of entity exercising significant influence on the Company	KMP	Entities under the control of KMP
<b>26</b>	<b>Receivables</b>	<b>198.54</b>	<b>69.26</b>	<b>23.28</b>	<b>13.02</b>	-	<b>51.57</b>	<b>151.46</b>	<b>78.71</b>	-	<b>9.57</b>	-	-
	PT.Jindal Stainless Indonesia	133.30	-	-	-	-	-	125.24	-	-	-	-	-
	Iber Jindal S.L.	65.24	-	-	-	-	-	26.22	-	-	-	-	-
	Jindal Stainless (Hisar) Limited	-	-	23.28	-	-	-	-	-	-	-	-	-
	JSL Lifestyle Limited	-	-	-	2.96	-	-	-	-	-	1.37	-	-
	JSL Global Commodities Pte. Ltd.	-	-	-	-	-	51.57	-	-	-	-	-	-
	Jindal United Steel Limited	-	57.74	-	-	-	-	-	73.48	-	-	-	-
	Jindal Stainless Corporate Management Services Private Limited	-	11.52	-	-	-	-	-	5.20	-	-	-	-
	Jindal Coke Limited	-	-	-	-	-	-	-	0.03	-	-	-	-
	Jindal Stainless Steelways Limited	-	-	-	-	-	-	-	-	-	2.63	-	-
	J.S.S. Steelitalia Limited	-	-	-	10.06	-	-	-	-	-	5.57	-	-
<b>27</b>	<b>Security deposit payable</b>	-	<b>329.64</b>	-	-	-	-	-	<b>329.64</b>	-	-	-	-
	Jindal Coke Limited	-	125.00	-	-	-	-	-	125.00	-	-	-	-
	Jindal United Steel Limited (Received under Scheme)	-	204.64	-	-	-	-	-	204.64	-	-	-	-
<b>28</b>	<b>Payables</b>	<b>11.80</b>	<b>3.10</b>	<b>162.00</b>	<b>9.76</b>	-	<b>16.47</b>	<b>41.34</b>	-	<b>87.96</b>	<b>11.16</b>	-	-
	PT.Jindal Stainless Indonesia	0.49	-	-	-	-	-	-	-	-	-	-	-
	Jindal Stainless, FZE	11.31	-	-	-	-	-	41.34	-	-	-	-	-

**JINDAL STAINLESS LIMITED**

**Summary of significant accounting policies and other explanatory information for the year ended 31 March 2020**

(All amounts in ₹ crores, unless otherwise stated)

SI No	Particulars	Year ended and as at 31 March 2020						Year ended and as at 31 March 2019					
		Subsidiaries	Associates	Entity exercising significant influence on the Company	Subsidiaries of entity exercising significant influence on the Company	KMP	Entities under the control of KMP	Subsidiaries	Associates	Entity exercising significant influence on the Company	Subsidiaries of entity exercising significant influence on the Company	KMP	Entities under the control of KMP
	Prime Stainless DMCC	-	-	-	-	-	16.47	-	-	-	-	-	-
	Jindal Coke Limited	-	3.10	-	-	-	-	-	-	-	-	-	-
	Jindal Stainless Steelways Limited	-	-	-	9.75	-	-	-	-	-	10.88	-	-
	JSL Logistics Limited	-	-	-	0.01	-	-	-	-	-	0.13	-	-
	Jindal Stainless (Hisar) Limited(Trade Payable)	-	-	-	-	-	-	-	-	6.96	-	-	-
	Jindal Stainless (Hisar) Limited(Interest Payable)	-	-	162.00	-	-	-	-	-	81.00	-	-	-
	JSL Lifestyle Limited	-	-	-	-	-	-	-	-	-	0.15	-	-

\* In the opinion of the management, the transactions reported herein are on arms' length basis.

**JINDAL STAINLESS LIMITED**
**Summary of significant accounting policies and other explanatory information for the year ended 31 March 2020**
**(All amounts in ₹ crores, unless otherwise stated)**

<b>44</b>	<b>Remuneration paid to KMP</b>	<b>Year ended 31 March 2020</b>	<b>Year ended 31 March 2019</b>
	Short-term employee benefits	4.20	4.21
	Post-employment benefits*	0.13	0.14
	Sitting fees	0.23	0.22
	<b>Total</b>	<b>4.56</b>	<b>4.57</b>
	*Does not include the provision made for gratuity and leave benefits, as they are determined on an actuarial basis for all the employees together.		

<b>45</b>	<b>Assets pledged as security for borrowings</b>	<b>Year ended 31 March 2020</b>	<b>Year ended 31 March 2019</b>
	<b>Current</b>		
	<b>Financial assets</b>		
	Investments	2.53	0.40
	Trade receivables	779.41	842.52
	Cash and cash equivalents	15.93	5.89
	Bank balances other than above	28.45	8.19
	Loans	11.27	12.47
	Other financial assets	76.48	131.81
	<b>Non financial assets</b>		
	Inventories	2,330.41	2,044.16
	Other current assets	207.20	225.91
	<b>Total</b>	<b>3,451.68</b>	<b>3,271.35</b>
	<b>Non-current</b>		
	Property, plant and equipment	5,938.28	6,113.37
	Capital work-in-progress	9.13	20.14
	Investments	384.72	475.48
	Other financial assets	2.24	0.43
	<b>Total</b>	<b>6,334.37</b>	<b>6,609.42</b>
	<b>Total assets pledged as security</b>	<b>9,786.05</b>	<b>9,880.77</b>



**JINDAL STAINLESS LIMITED****Summary of significant accounting policies and other explanatory information for the year ended 31 March 2020  
(All amounts in ₹ crores, unless otherwise stated)****46 Financial Instruments****A Financial assets and liabilities**

The accounting classification of each category of financial instruments, and their carrying amounts, are set out below:

Particulars	Note	As at 31 March 2020	As at 31 March 2019
<b>Financial assets measured at fair value through profit or loss:</b>			
Investments	4	0.22	0.40
Derivative assets	6	30.83	32.97
<b>Financial assets measured at fair value through other comprehensive income:</b>			
Investments	4	8.58	8.58
<b>Financial assets measured at amortised cost:</b>			
Investments	4	36.11	33.24
Loans	5	121.35	54.99
Other financial assets	6	47.89	78.23
Trade receivables	9	779.41	842.52
Cash and cash equivalents	10	15.93	5.89
Other bank balances	11	28.45	8.19
<b>Total</b>		<b>1,068.77</b>	<b>1,065.01</b>
<b>Financial liabilities measured at fair value through profit or loss:</b>			
Derivative liabilities	16	61.79	16.59
<b>Financial liabilities measured at amortised cost:</b>			
Borrowing (including current maturities of long term debt)	15,16 & 20	3,654.73	4,117.70
Other financial liabilities	16	537.61	421.39
Trade payables	21	2,432.57	2,320.13
<b>Total</b>		<b>6,686.70</b>	<b>6,875.81</b>

Investment in subsidiaries and associates are measured at cost as per Ind AS 27, 'Separate financial statements' and hence, not presented here.

**B Fair values hierarchy**

The fair value of financial instruments as referred to in note (A) above has been classified into three categories depending on the inputs used in the valuation technique. The hierarchy gives the highest priority to quoted prices in active markets for identical assets or liabilities [Level 1 measurements] and lowest priority to unobservable inputs [Level 3 measurements].

**JINDAL STAINLESS LIMITED****Summary of significant accounting policies and other explanatory information for the year ended 31 March 2020  
(All amounts in ₹ crores, unless otherwise stated)****The categories used are as follows:**

**Level 1:** Quoted prices for identical instruments in an active market;

**Level 2:** Directly (i.e. as prices) or indirectly (i.e. derived from prices) observable market inputs, other than Level 1 inputs; and

**Level 3:** Inputs which are not based on observable market data (unobservable inputs). Fair values are determined in whole or in part using a net asset value or valuation model based on assumptions that are neither supported by prices from observable current market transactions in the same instrument nor are they based on available market data.

**B.1 Financial assets and liabilities measured at fair value - recurring fair value measurements**

<b>As at 31 March 2020</b>	<b>Note</b>	<b>Level 1</b>	<b>Level 2</b>	<b>Level 3</b>	<b>Total</b>
<b>Financial assets measured at fair value through profit or loss:</b>					
Investments	4	0.22	-	-	<b>0.22</b>
Derivative assets	6	-	30.83	-	<b>30.83</b>
<b>Financial assets measured at fair value through other comprehensive income:</b>					
Investments	4	-	-	8.58	<b>8.58</b>
<b>Financial liabilities measured at fair value through profit or loss:</b>					
Derivative liabilities	16	-	61.79	-	<b>61.79</b>

<b>As at 31 March 2019</b>	<b>Note</b>	<b>Level 1</b>	<b>Level 2</b>	<b>Level 3</b>	<b>Total</b>
<b>Financial assets measured at fair value through profit or loss:</b>					
Investments	4	0.40	-	-	<b>0.40</b>
Derivative assets	6	-	32.97	-	<b>32.97</b>
<b>Financial assets measured at fair value through other comprehensive income:</b>					
Investments	4	-	-	8.58	<b>8.58</b>
<b>Financial liabilities measured at fair value through profit or loss:</b>					
Derivative liabilities	16	-	16.59	-	<b>16.59</b>

**Valuation process and technique used to determine fair value**

- i. The fair value of investments in quoted equity shares is based on the current bid price of respective investment as at the balance sheet date.
- ii. The fair value of investments in unquoted equity shares is estimated at their respective costs, since those companies do not have any significant operations and there has neither been any significant change in their performance since initial recognition nor there is any expectation of such changes in foreseeable future.

**JINDAL STAINLESS LIMITED****Summary of significant accounting policies and other explanatory information for the year ended 31 March 2020****(All amounts in ₹ crores, unless otherwise stated)**

- iii. The Company enters into forward contracts with banks for hedging foreign currency risk of its borrowings and receivables and payables arising from import and export of goods. Fair values of such forward contracts are determined based on spot current exchange rates and forward foreign currency exchange premiums on similar contracts for the remaining maturity on the balance sheet date.

**B.2 Fair value of instruments measured at amortised cost**

**Fair value of instruments measured at amortised cost for which fair value is disclosed is as follows, these fair values are calculated using Level 3 inputs:**

Particulars	31 March 2020		31 March 2019	
	Carrying value	Fair value	Carrying value	Fair value
<b>Non-current financial assets</b>				
Investments	33.80	34.31	33.24	31.36
Security deposits	24.19	25.35	25.23	26.17
Bank deposits with remaining maturity of more than 12 months	2.24	2.24	0.43	0.43
Loans	85.89	85.89	17.29	17.29
<b>Non-current financial liabilities</b>				
Security deposits	29.12	38.92	26.01	31.82
Borrowings	2,715.57	2,715.57	3,152.69	3,152.69

The management assessed that fair values of current loans, other current financial assets, cash and cash equivalents, other bank balances, trade receivables, current investments, short term borrowings, trade payables and other current financial liabilities approximate their respective carrying amounts largely due to the short-term maturities of these instruments. The fair value of the financial assets and liabilities is disclosed at the amount at which the instrument could be exchanged in a current transaction between willing parties, other than in a forced or liquidation sale. The following methods and assumptions were used to estimate the fair values:

- Non-current investments, long-term loans and advances and non-current financial liabilities are evaluated by the Company based on parameters such as interest rates, individual creditworthiness of the counterparty/borrower and other market risk factors.
- The fair values of the Company's fixed interest-bearing liabilities, loans and receivables are determined by applying discounted cash flows ('DCF') method, using discount rate that reflects the issuer's borrowing rate as at the end of the reporting period. The own non-performance risk as at 31 March 2020 was assessed to be insignificant.
- Most of the long term borrowing facilities availed by the Company from unrelated parties are variable rate facilities which are subject to changes in underlying interest rate indices. Further, the credit spread on these facilities are subject to change with changes in Company's creditworthiness. The inter corporate deposit from the related party is also a variable rate facility which is subject to changes as notified by lender from time to time in accordance with prevailing market interest rates. The management believes that the current rate of interest on these loans are in close approximation from market rates applicable to the Company. Therefore, the management estimates that the fair value of these borrowings are approximate to their respective carrying values.

**C Financial Risk Management**

**Risk Management**

The Company's activities expose it to market risk, liquidity risk and credit risk. The Company's Board of Directors has overall responsibility for the establishment and oversight of the Company's risk management framework. This note explains the sources of risk which the entity is exposed to and how the entity manages the risk and the related impact in the financial statements.

<b>Risk</b>	<b>Exposure arising from</b>	<b>Measurement</b>	<b>Management</b>
Credit risk	Investments in redeemable preference shares and government securities, loans, Cash and cash equivalents, trade receivables, derivative financial instruments and other financial assets measured at amortised cost	Ageing analysis, Credit ratings	Bank deposits, diversification of asset base, credit limits
Liquidity risk	Borrowings and other liabilities	Rolling cash flow forecasts	Availability of committed credit lines and borrowing
Market risk - foreign exchange	Recognised financial assets and liabilities not denominated in Indian rupee (INR)	Cash flow forecasting	Forward foreign exchange contracts
Market risk - interest rate	Long-term borrowings at variable rates	Sensitivity analysis	Negotiation of terms that reflect the market factors
Market risk - security price	Investments in equity securities	Sensitivity analysis	Diversification of portfolio, with focus on strategic investments

The Company's risk management is carried out by a central treasury department (of the Company) under policies approved by the board of directors. The board of directors provides written principles for overall risk management, as well as policies covering specific areas, such as foreign exchange risk, interest rate risk, credit risk and investment of excess liquidity.

**C.1 Credit risk**

Credit risk is the risk that a counterparty fails to discharge its obligation to the Company. The Company's exposure to credit risk is influenced mainly by investments in redeemable preference shares, cash and cash equivalents, trade receivables, derivative financial instruments and other financial assets measured at amortised cost. The Company continuously monitors defaults of customers and other counterparties and incorporates this information into its credit risk controls.

## **JINDAL STAINLESS LIMITED**

### **Summary of significant accounting policies and other explanatory information for the year ended 31 March 2020**

**(All amounts in ₹ crores, unless otherwise stated)**

#### **(a) Credit risk management**

The Company assesses and manages credit risk based on internal credit rating system. Internal credit rating is performed for each class of financial instruments with different characteristics. The Company assigns the following credit ratings to each class of financial assets based on the assumptions, inputs and factors specific to the class of financial assets.

- (i) Low credit risk
- (ii) Moderate credit risk
- (iii) High credit risk

Based on business environment in which the Company operates, a default on a financial asset is considered when the counter party fails to make payments within the agreed time period as per contract. Loss rates reflecting defaults are based on actual credit loss experience and considering differences between current and historical economic conditions.

Assets are written off when there is no reasonable expectation of recovery, such as a debtor declaring bankruptcy or a litigation decided against the Company. The Company continues to engage with parties whose balances are written off and attempts to enforce repayment. Recoveries made are recognised in statement of profit and loss.

In respect of financial assets carried at amortised cost, other than trade receivables, the management has evaluated that as at 31 March 2020 and 31 March 2019, the credit risk is low and hence, allowance, if any, is measured at 12-month expected credit loss.

In respect of trade receivables, the Company is required to follow simplified approach and accordingly, allowance is recognised for lifetime expected credit losses.

#### **Cash and cash equivalents and bank deposits**

Credit risk related to cash and cash equivalents and bank deposits is managed by only accepting highly rated banks and diversifying bank deposits and accounts in different banks across the country.

#### **Derivative financial instruments**

Derivative financial instruments are considered to have low credit risk since the contracts are with reputable financial institutions, most of which have an 'investment grade' credit rating.

**Trade receivables**

Trade receivables are generally unsecured and non-interest bearing. There is no significant concentration of credit risk. The Company's credit risk management policy in relation to trade receivables involves periodically assessing the financial reliability of customers, taking into account their financial position, past experience and other factors. The utilization of credit limit is regularly monitored and a significant element of credit risk is covered by credit insurance. The Company's credit risk is mainly confined to the risk of customers defaulting against credit sales made. Outstanding trade receivables are regularly monitored by the Company. The Company has also taken advances and security deposits from its customers, which mitigate the credit risk to an extent. In respect of trade receivables, the Company recognises a provision for lifetime expected credit losses after evaluating the individual probabilities of default of its customers which are duly based on the inputs received from the marketing teams of the Company.

**Other financial assets measured at amortised cost**

Investments in redeemable preference shares of associate companies, loans (comprising security deposits and loan to a subsidiary) and other financial assets are considered to have low credit risk since there is a low risk of default by the counterparties owing to their strong capacity to meet contractual cash flow obligations in the near term. Credit risk related to these other financial assets is managed by monitoring the recoverability of such amounts continuously, while at the same time internal control system in place ensure the amounts are within defined limits.

**(b) Expected credit losses for financial assets****(i) Financial assets (other than trade receivables)**

Company provides for expected credit losses on loans and advances other than trade receivables by assessing individual financial instruments for expectation of any credit losses.

- For cash & cash equivalents, other bank balances and derivative financial instruments- Since the Company deals with only high-rated banks and financial institutions, credit risk in respect of cash and cash equivalents, derivative financial instruments, other bank balances and bank deposits is evaluated as very low.
- For loans comprising security deposits paid - Credit risk is considered low because the Company is in possession of the underlying asset.
- For other financial assets - Credit risk is evaluated based on Company knowledge of the credit worthiness of those parties and loss allowance is measured. For such financial assets, the Company policy is to provide for 12 month expected credit losses upon initial recognition and provide for lifetime expected credit losses upon significant increase in credit risk.

## JINDAL STAINLESS LIMITED

### Summary of significant accounting policies and other explanatory information for the year ended 31 March 2020

(All amounts in ₹ crores, unless otherwise stated)

As at 31 March 2020 and 31 March 2019, management has evaluated that the probability of default of outstanding financial assets (other than trade receivables) is insignificant and therefore, no allowance for expected credit losses has been recognised.

#### (ii) Expected credit loss for trade receivables under simplified approach

In respect of trade receivables, the Company measures the loss allowance at an amount equal to lifetime expected credit losses using a simplified approach.

Based on evaluation of historical credit loss experience, management considers an insignificant probability of default in respect of receivables which are less than one year overdue. Receivables which are more than one year overdue are analysed individually and allowance for expected credit loss is recognised accordingly.

## C.2 Liquidity risk

Liquidity risk is the risk that the Company will encounter difficulty in meeting the obligations associated with its financial liabilities that are settled by delivering cash or another financial asset. The Company's approach to managing liquidity is to ensure as far as possible, it will have sufficient liquidity to meet its liabilities when they are due.

Management monitors rolling forecasts of the Company liquidity position and cash and cash equivalents on the basis of expected cash flows. The Company takes into account the liquidity of the market in which the entity operates.

#### (a) Financing arrangements

The Company has access to the following undrawn borrowing facilities at the end of the reporting period:

Particulars	As at 31 March 2020	As at 31 March 2019
Secured*	623.57	652.15

\* Working capital facilities due for review every year

#### (b) Maturities of financial liabilities

The tables below analyse the Company's financial liabilities into relevant maturity groupings based on their contractual maturities.

The amounts disclosed in the table are the contractual undiscounted cash flows. Balances due within 12 months equal their carrying amounts as the impact of discounting is not significant:

**JINDAL STAINLESS LIMITED****Summary of significant accounting policies and other explanatory information for the year ended 31 March 2020****(All amounts in ₹ crores, unless otherwise stated)**

<b>31 March 2020</b>	<b>Less than 1 year</b>	<b>1-2 year</b>	<b>2-3 year</b>	<b>More than 3 years</b>	<b>Total</b>
<b>Non-derivatives</b>					
Borrowing (including current maturities of long term debt) along with estimated future interest	853.08	579.17	1,374.36	1,604.60	<b>4,411.21</b>
Short term borrowings	397.56	-	-	-	<b>397.56</b>
Security deposit	13.47	-	-	329.64	<b>343.11</b>
Trade payables	2,432.57	-	-	-	<b>2,432.57</b>
Other financial liabilities	421.74	12.41	12.41	119.87	<b>566.43</b>
<b>Derivatives</b>					
Derivative liability	61.79	-	-	-	<b>61.79</b>
<b>Total</b>	<b>4,180.21</b>	<b>591.58</b>	<b>1,386.77</b>	<b>2,054.11</b>	<b>8,212.67</b>

<b>31 March 2019</b>	<b>Less than 1 year</b>	<b>1-2 year</b>	<b>2-3 year</b>	<b>More than 3 years</b>	<b>Total</b>
<b>Non-derivatives</b>					
Borrowing (including current maturities of long term debt) along with estimated future interest	850.30	1,589.54	490.58	1907.48	<b>4,837.90</b>
Short term borrowings	472.97	-	-	-	<b>472.97</b>
Security deposit	13.00	-	-	329.64	<b>342.64</b>
Trade payables	2,320.13	-	-	-	<b>2,320.13</b>
Other financial liabilities	382.38	-	-	-	<b>382.38</b>
<b>Derivatives</b>					
Derivative liability	16.59	-	-	-	<b>16.59</b>
<b>Total</b>	<b>4,055.37</b>	<b>1,589.54</b>	<b>490.58</b>	<b>2,237.12</b>	<b>8,372.61</b>

**C.3 Market risk****(a) Foreign currency risk**

The Company is exposed to foreign exchange risk in the normal course of its business. Multiple currency exposures arise from commercial transactions like sales, purchases, borrowings, recognized financial assets and liabilities (monetary items). Certain transactions of the Company act as natural hedge as a portion of both assets and liabilities are denominated in similar foreign currencies. For the remaining exposure to foreign exchange risk, the Company adopts the policy of selective hedging based on risk perception of management. Foreign exchange hedging contracts are carried at fair value. Foreign currency exposures that are not hedged by derivative instruments outstanding as on the balance sheet date are as under:



**JINDAL STAINLESS LIMITED**
**Summary of significant accounting policies and other explanatory information for the year ended 31 March 2020**
**(All amounts in ₹ crores, unless otherwise stated)**

Particulars	As at 31 March 2020		As at 31 March 2019	
	Foreign currency (in million)	Amount (₹ crores)	Foreign currency (in million)	Amount (₹ crores)
<b>Loans and other financial assets</b>				
USD	3.57	27.00	3.44	23.77
<b>Trade receivables</b>				
GBP	-	-	0.06	0.52
<b>Borrowings</b>				
USD	36.56	276.34	88.76	613.84
EURO	-	-	2.23	17.29
<b>Trade payables</b>				
USD	63.75	481.85	59.41	410.90
EURO	3.71	30.95	5.22	40.48
GBP	0.01	0.05	0.02	0.14
JPY	0.25	0.02	-	-
SGD	0.00	0.00	-	-

Foreign exchange risk sensitivity analysis has been performed on the foreign currency exposures in the Company's financial assets and financial liabilities at the reporting date, net of derivative contracts for hedging those exposures. Reasonably possible changes are based on an analysis of historic currency volatility, together with any relevant assumptions regarding near-term future volatility.

**The impact on the Company's profit before tax and equity due to changes in the foreign currency exchange rates are given below:**

Particulars	Year ended 31 March 2020	Year ended 31 March 2019
<b>USD Sensitivity</b>		
INR/USD - Increase by 5.45% (31 March 2019 - 6.82%)	(39.85)	(68.27)
INR/USD - Decrease by 5.45% (31 March 2019 - 6.82%)	39.85	68.27
<b>GBP Sensitivity</b>		
INR/GBP - Increase by 10.65% (31 March 2019 - 8.82%)	(0.01)	0.03
INR/GBP - Decrease by 10.65% (31 March 2019 - 8.82%)	0.01	(0.03)
<b>Euro Sensitivity</b>		
INR/EURO - Increase by 7.57% (31 March 2019 - 7.26%)	(2.34)	(4.19)
INR/EURO - Decrease by 7.57% (31 March 2019 - 7.26%)	2.34	4.19

**JINDAL STAINLESS LIMITED****Summary of significant accounting policies and other explanatory information for the year ended 31 March 2020****(All amounts in ₹ crores, unless otherwise stated)****(b) Interest rate risk****(i) Financial liabilities**

The Company's policy is to minimise interest rate cash flow risk exposures on external financing. At 31 March 2020 and 31 March 2019, the Company is exposed to changes in interest rates through bank borrowings carrying variable interest rates. The Company's investments in fixed deposits carry fixed interest rates.

***Interest rate risk exposure***

Below is the overall exposure of the Company to interest rate risk:

<b>Particulars</b>	<b>As at 31 March 2020</b>	<b>As at 31 March 2019</b>
Variable rate borrowing	3,556.43	3,219.42
Fixed rate borrowing	98.30	898.28
<b>Total borrowings</b>	<b>3,654.73</b>	<b>4,117.70</b>

***Sensitivity***

Below is the sensitivity of profit or loss to changes in interest rates.

<b>Particulars</b>	<b>As at 31 March 2020</b>	<b>As at 31 March 2019</b>
<b>Interest sensitivity*</b>		
Interest rates – increase by 50 basis points	11.57	10.47
Interest rates – decrease by 50 basis points	(11.57)	(10.47)

*\* Holding all other variables constant*

**(ii) Financial assets**

The Company's investments in redeemable preference shares of its associate companies and government securities, loan to a related party and deposits with banks are carried at amortised cost and are fixed rate instruments. They are, therefore, not subject to interest rate risk as defined in Ind AS 107, since neither the carrying amount nor the future cash flows will fluctuate because of a change in market interest rates.

**(c) Price risk****(i) Exposure**

The Company's exposure to price risk arises from investments held and classified in the balance sheet either as fair value through other comprehensive income or at fair value through profit or loss. To manage the price risk arising from investments, the Company diversifies its portfolio of assets.

**(ii) Sensitivity**

The table below summarises the impact of increases/decreases of the index on the Company's equity and profit for the period:

**JINDAL STAINLESS LIMITED****Summary of significant accounting policies and other explanatory information for the year ended 31 March 2020**

(All amounts in ₹ crores, unless otherwise stated)

**Impact on profit before tax**

Particulars	As at 31 March 2020	As at 31 March 2019
<b>Quoted equity</b>		
Price increase by 5% - FVTPL	0.01	0.02
Price decrease by 5% - FVTPL	(0.01)	(0.02)

**47 Capital Management**

The Company's capital management objectives are to ensure the Company's ability to continue as a going concern and to provide an adequate return to shareholders.

The Company manages its capital structure and makes adjustments to it in the light of changes in economic conditions and the risk characteristics of the underlying assets. In order to maintain or adjust the capital structure, the Company may adjust the amount of dividends paid to shareholders, return capital to shareholders, issue new shares or sell assets to reduce debt.

The Company monitors capital on the basis of its gearing ratio, debt equity ratio and ratio of net debts to its earnings before interest, tax, depreciation and amortisation (EBITDA)

**Debt equity ratio**

Particulars	As at 31 March 2020	As at 31 March 2019
Total borrowings (including current maturities of long term debt)	3,654.73	4,117.70
Less: Cash and cash equivalents	15.93	5.89
<b>Net debt</b>	<b>3,638.80</b>	<b>4,111.81</b>
Total equity	2,657.32	2,474.51
<b>Net debt to equity ratio</b>	<b>136.93%</b>	<b>166.17%</b>

**Ratio of net debt to EBITDA**

Particulars	As at 31 March 2020	As at 31 March 2019
<b>Profit before exceptional item and tax</b>	<b>236.05</b>	<b>214.35</b>
Less: Other income	36.98	27.58
Add: Depreciation and amortisation expense	408.86	335.08
Add: Finance cost	566.89	614.09
<b>EBITDA</b>	<b>1,174.82</b>	<b>1,135.94</b>
Net debt	3,638.80	4,111.81
<b>Ratio of net debt to EBITDA</b>	<b>3.10</b>	<b>3.62</b>

**JINDAL STAINLESS LIMITED**

**Summary of significant accounting policies and other explanatory information for the year ended 31 March 2020**  
**(All amounts in ₹ crores, unless otherwise stated)**

**Gearing ratio**

<b>Particulars</b>	<b>As at 31 March 2020</b>	<b>As at 31 March 2019</b>
Total borrowings (including current maturities of long term debt)	3,654.73	4,117.70
Less: Cash and cash equivalents	15.93	5.89
<b>Net debt</b>	<b>3,638.80</b>	<b>4,111.81</b>
Total equity	2,657.32	2,474.51
<b>Equity and net debt</b>	<b>6,296.12</b>	<b>6,586.32</b>
<b>Gearing ratio</b>	<b>57.79%</b>	<b>62.43%</b>

This is the summary of significant accounting policies and other explanatory information referred in our report of even date.

For and on behalf of the Board of Directors

**For Walker Chandiok & Co LLP**

Chartered Accountants  
FRN 001076N/N500013

**Abhyuday Jindal**

Managing Director  
DIN: 07290474

**Tarun Kumar Khulbe**

Whole Time Director  
DIN: 07302532

**Siddharth Talwar**

Partner  
Membership No.: 512752

**Anurag Mantri**

Chief Financial Officer

**Navneet Raghuvanshi**

Company Secretary

Place: Faridabad

Date: 06 June 2020

Place: New Delhi

## Independent Auditor's Report

### To the Members of Jindal Stainless Limited

#### Report on the Audit of the Consolidated Financial Statements

##### Opinion

1. We have audited the accompanying consolidated financial statements of Jindal Stainless Limited ('the Holding Company') and its subsidiaries (the Holding Company and its subsidiaries together referred to as 'the Group') and its associates, as listed in Annexure 1, which comprise the Consolidated Balance Sheet as at 31 March 2020, the Consolidated Statement of Profit and Loss (including Other Comprehensive Income), the Consolidated Cash Flow Statement and the Consolidated Statement of Changes in Equity for the year then ended, and a summary of the significant accounting policies and other explanatory information.
2. In our opinion and to the best of our information and according to the explanations given to us and based on the consideration of the reports of the other auditors on separate financial statements and on the other financial information of the subsidiaries and associates, the aforesaid consolidated financial statements give the information required by the Companies Act, 2013 ('Act') in the manner so required and give a true and fair view in conformity with the accounting principles generally accepted in India including Indian Accounting Standards ('Ind AS') specified under section 133 of the Act, of the consolidated state of affairs of the Group and its associates, as at 31 March 2020, and their consolidated profit (including other comprehensive income), consolidated cash flows and the consolidated changes in equity for the year ended on that date.

##### Basis for Opinion

3. We conducted our audit in accordance with the Standards on Auditing specified under section 143(10) of the Act. Our responsibilities under those standards are further described in the Auditor's Responsibilities for the Audit of the Consolidated Financial Statements section of our report. We are independent of the Company in accordance with the Code of Ethics issued by the Institute of Chartered Accountants of India ('ICAI') together with the ethical requirements that are relevant to our audit of the financial statements under the provisions of the Act and the rules thereunder, and we have fulfilled our other ethical responsibilities in accordance with these requirements and the Code of Ethics. We believe that the audit evidence we have obtained and the audit evidence obtained by the other auditors in terms of their reports referred to in paragraph 15 of the Other Matters section below, is sufficient and appropriate to provide a basis for our opinion.

##### Key Audit Matters

4. Key audit matters are those matters that, in our professional judgment and based on the consideration of the reports of the other auditors on separate financial statements and on the other financial information of the subsidiaries and associates, were of most significance in our audit of the consolidated financial statements of the current period. These matters were addressed in the context of our audit of the consolidated financial statements as a whole, and in forming our opinion thereon, and we do not provide a separate opinion on these matters.

5. We have determined the matters described below to be the key audit matters to be communicated in our report:

Key audit matter	How our audit addressed the key audit matter
<p><b>Carrying amount of investment in an associate company and net assets of a subsidiary company</b></p> <p>The Group has investment in equity instruments of its associate company, Jindal United Steel Limited amounting to ₹ 168.90 crores and carries net assets amounting to ₹ 42.51 crores in respect of a subsidiary, PT. Jindal Stainless Indonesia in its consolidated financial statements.</p> <p>The Group assesses recoverability of the investment in associate and net assets of the subsidiary, which is a cash generating unit ('CGU'), when impairment indicators exist by comparing the fair value (less costs of disposal) of investment in associate and value in use of CGU with carrying amounts thereof as on the reporting date in accordance with Ind AS 36, Impairment of Assets.</p> <p>The fair value of the investment in associate and value in use of the CGU is determined by a management-appointed independent valuation specialist based on discounted cash flow ('DCF') method. The process of computation of such fair value (less costs of disposal) and value in use using DCF method is complex. Management's assessment of such valuations requires estimation and judgement around assumptions used. The key assumptions underpinning management's assessment include, but are not limited to, projections of future cash flows, growth rates, discount rates, estimated future operating and capital expenditure.</p>	<p>Our audit procedures were focused on obtaining sufficient appropriate audit evidence that the carrying amounts of investment in the associate, Jindal United Steel Limited and net assets of the subsidiary, PT. Jindal Stainless Indonesia are not materially misstated. These procedures included, but were not limited to, the following:</p> <p>We obtained an understanding of management's processes and controls for determining the fair valuation of investment in associate and value in use of the CGU. The understanding was obtained by performance of walkthroughs which included inspection of documents produced by the Group and discussion with those involved in the process of valuation.</p> <p>In addition to the evaluation of design and testing the operating effectiveness of controls implemented for identification of impairment indicators and measurement of impairment provisions, we also performed the following procedures:</p> <ul style="list-style-type: none"> <li>• Assessed the qualification and objectivity of the management-appointed independent valuation specialist to determine the fair value of investment in associate and value in use of the CGU;</li> <li>• Assessed the appropriateness of valuation methodology used with the help of an auditor's expert, and tested the mathematical accuracy of management's model;</li> <li>• Reconciled the cash flow projections to the business plans approved by the Group's management;</li> <li>• Challenged the management's assessment of underlying assumptions used for the cash flow projections including the implied growth rates, considering evidence available including the impact of COVID-19 pandemic, where appropriate to support these assumptions and our understanding of the business;</li> <li>• Tested the discount rate and long-term growth rates used in the forecast including comparison to economic and industry forecasts where appropriate;</li> <li>• Evaluated the sensitivity analysis performed by management in respect of the key assumptions such as discount and growth rates to ensure there was sufficient headroom with respect to the estimation uncertainty impact of such assumptions on the fair value and value in use calculation;</li> <li>• Engaged internal valuation experts to obtain additional comfort on the valuation technique used by management's valuation expert;</li> </ul>

Key audit matter	How our audit addressed the key audit matter
<p>The application of significant judgment in this matter required substantial involvement of internal valuation experts on the audit engagement.</p> <p>Accordingly, assessment of impairment losses to be recognised, if any, on the carrying amounts of investment in the associate company and net assets of the CGU has been considered as be a key audit matter for current year's audit.</p>	<ul style="list-style-type: none"> <li>• Obtained written representations from management and those charged with governance on whether the significant assumptions used in valuation of the investment in the associate company and value in use of the CGU are considered reasonable;</li> <li>• Ensured that disclosure in relation to investment in associate and net assets of subsidiary have been appropriately made in the consolidated financial statements including the related impairment indicators.</li> </ul>
<p><b>Recoverability of Minimum Alternate Tax (MAT) Credit</b></p> <p>As at 31 March 2020, the Holding Company has recognised Minimum Alternate Tax (MAT) credit amounting ₹ 77.65 crores, within deferred tax assets. On that date, the Holding Company also has unabsorbed depreciation amounting to ₹ 2,352.23 crores and brought forward business losses amounting to ₹ 115.04 crores.</p> <p>The recognition of a deferred tax asset in the form of MAT credit is based on management's estimate of taxable and accounting profits in future, which are underpinned by the Holding Company's price assumptions and business plans, and tax adjustments required to be made in the taxable profit computations, as per the provisions of Income Tax Act, 1961 (IT Act). Estimating recoverability of MAT credit also requires significant judgments, including the timing of reversals of unabsorbed depreciation.</p> <p>Considering the materiality of the amounts involved and inherent subjectivity requiring significant judgment involved in the determination of utilization of MAT credit through estimation of future taxable profits, this area was considered to be of most</p>	<p>Our procedures in relation to assessment of MAT credit recognised as at reporting date included, but were not limited to, the following:</p> <ul style="list-style-type: none"> <li>• Obtained and updated our understanding of the management's process of computation of future accounting and taxable profits of the Holding Company, and expected utilization of available MAT credit within specified time period as per provisions of the IT Act.</li> <li>• Evaluated the design of and tested the operating effectiveness of controls around the preparation of underlying business plans, future taxable profit computation, and assessment of recognition of MAT credit at year end.</li> <li>• Reconciled the business results projections to the future business plans approved by the Holding Company's board of directors;</li> <li>• Challenged the management's assessment of underlying assumptions used for the business results projections including expected capacity expansion and utilisation, implied growth rates and expected prices considering evidence available to support these assumptions and our understanding of the business;</li> <li>• Tested the growth rates used in the forecast by comparing them to past trends and to economic and industry forecasts where appropriate including the impact of COVID-19 pandemic;</li> <li>• Performed independent sensitivity analysis in respect of the key assumptions such as growth rates to ensure there was sufficient headroom with respect to the estimation uncertainty impact of such assumptions on the timing of reversal of unabsorbed depreciation and utilisation of MAT credit;</li> <li>• Tested the computations of future taxable profits, including testing of the adjustments made in such computations with respect to tax-allowed and tax-disallowed items, other tax rebates and deductions available to the Holding Company, and</li> </ul>

Key audit matter	How our audit addressed the key audit matter
significance to the audit and determined to be a key audit matter.	<p>tested the computation of MAT liability in such future years, in accordance with the provisions of the IT Act.</p> <ul style="list-style-type: none"> <li>• Evaluated the historical accuracy of the estimates made in the prior periods with respect to business projections and aforesaid tax computations.</li> <li>• Tested the mathematical accuracy of management’s projections and tax computations.</li> <li>• Based on aforesaid computations, assessed the appropriateness of management’s estimate of likelihood of utilization of MAT credit within the time period specified and in accordance with the provisions of the IT Act.</li> <li>• Engaged the internal tax experts to assess the accuracy of MAT credit recognised in the consolidated financial statements.</li> <li>• Evaluated the appropriateness and adequacy of the disclosures related to MAT credit in the consolidated financial statements in accordance with the applicable accounting standards.</li> </ul>

**Information other than the Consolidated Financial Statements and Auditor’s Report thereon**

6. The Holding Company’s Board of Directors are responsible for the other information. The other information comprises the information included in the Annual Report but does not include the consolidated financial statements and our auditor’s report thereon. The Annual Report is expected to be made available to us after the date of this auditor’s report.

Our opinion on the consolidated financial statements does not cover the other information and we will not express any form of assurance conclusion thereon.

In connection with our audit of the consolidated financial statements, our responsibility is to read the other information identified above when it becomes available and, in doing so, consider whether the other information is materially inconsistent with the consolidated financial statements or our knowledge obtained in the audit or otherwise appears to be materially misstated.

When we read the Annual Report, if we conclude that there is a material misstatement therein, we are required to communicate the matter to those charged with governance.

**Responsibilities of Management and Those Charged with Governance for the Consolidated Financial Statements**

7. The accompanying consolidated financial statements have been approved by the Holding Company’s Board of Directors. The Holding Company’s Board of Directors is responsible for the matters stated in section 134(5) of the Act with respect to the preparation of these consolidated financial statements that give a true and fair view of the consolidated state of affairs (consolidated financial position), consolidated profit or loss (consolidated financial performance including other comprehensive income), consolidated changes in equity and consolidated cash flows of the Group including its associates in accordance with the accounting principles generally accepted in India,



including the Ind AS specified under section 133 of the Act. The Holding Company's Board of Directors is also responsible for ensuring accuracy of records including financial information considered necessary for the preparation of consolidated Ind AS financial statements. Further, in terms of the provisions of the Act, the respective Board of Directors /management of the companies included in the Group, and its associate companies covered under the Act are responsible for maintenance of adequate accounting records in accordance with the provisions of the Act for safeguarding the assets and for preventing and detecting frauds and other irregularities; selection and application of appropriate accounting policies; making judgments and estimates that are reasonable and prudent; and design, implementation and maintenance of adequate internal financial controls, that were operating effectively for ensuring the accuracy and completeness of the accounting records, relevant to the preparation and presentation of the financial statements that give a true and fair view and are free from material misstatement, whether due to fraud or error. These financial statements have been used for the purpose of preparation of the consolidated financial statements by the Directors of the Holding Company, as aforesaid.

8. In preparing the consolidated financial statements, the respective Board of Directors of the companies included in the Group and of its associates are responsible for assessing the ability of the Group and of its associates to continue as a going concern, disclosing, as applicable, matters related to going concern and using the going concern basis of accounting unless the Board of Directors either intend to liquidate the Group or to cease operations, or has no realistic alternative but to do so.
9. Those Board of Directors are also responsible for overseeing the financial reporting process of the companies included in the Group and of its associates.

#### **Auditor's Responsibilities for the Audit of the Financial Statements**

10. Our objectives are to obtain reasonable assurance about whether the financial statements as a whole are free from material misstatement, whether due to fraud or error, and to issue an auditor's report that includes our opinion. Reasonable assurance is a high level of assurance but is not a guarantee that an audit conducted in accordance with Standards on Auditing will always detect a material misstatement when it exists. Misstatements can arise from fraud or error and are considered material if, individually or in the aggregate, they could reasonably be expected to influence the economic decisions of users taken on the basis of these financial statements.
11. As part of an audit in accordance with Standards on Auditing, we exercise professional judgment and maintain professional skepticism throughout the audit. We also:
  - Identify and assess the risks of material misstatement of the financial statements, whether due to fraud or error, design and perform audit procedures responsive to those risks, and obtain audit evidence that is sufficient and appropriate to provide a basis for our opinion. The risk of not detecting a material misstatement resulting from fraud is higher than for one resulting from error, as fraud may involve collusion, forgery, intentional omissions, misrepresentations, or the override of internal control;
  - Obtain an understanding of internal control relevant to the audit in order to design audit procedures that are appropriate in the circumstances. Under section 143(3)(i) of the Act, we are also responsible for expressing our opinion on whether the Holding Company has adequate internal financial controls with reference to financial statements in place and the operating effectiveness of such controls;

- Evaluate the appropriateness of accounting policies used and the reasonableness of accounting estimates and related disclosures made by management;
  - Conclude on the appropriateness of management's use of the going concern basis of accounting and, based on the audit evidence obtained, whether a material uncertainty exists related to events or conditions that may cast significant doubt on the ability of the Group and its associates to continue as a going concern. If we conclude that a material uncertainty exists, we are required to draw attention in our auditor's report to the related disclosures in the financial statements or, if such disclosures are inadequate, to modify our opinion. Our conclusions are based on the audit evidence obtained up to the date of our auditor's report. However, future events or conditions may cause the Group and its associates to cease to continue as a going concern; and
  - Evaluate the overall presentation, structure and content of the financial statements, including the disclosures, and whether the financial statements represent the underlying transactions and events in a manner that achieves fair presentation;
  - Obtain sufficient appropriate audit evidence regarding the financial information of the entities within the Group, and its associates, to express an opinion on the financial statements. We are responsible for the direction, supervision and performance of the audit of financial statements of Holding Company included in the financial statements, of which we are the independent auditors. For the other entities included in the financial statements, which have been audited by the other auditors, such other auditors remain responsible for the direction, supervision and performance of the audits carried out by them. We remain solely responsible for our audit opinion.
12. We communicate with those charged with governance regarding, among other matters, the planned scope and timing of the audit and significant audit findings, including any significant deficiencies in internal control that we identify during our audit.
13. We also provide those charged with governance with a statement that we have complied with relevant ethical requirements regarding independence, and to communicate with them all relationships and other matters that may reasonably be thought to bear on our independence, and where applicable, related safeguards.
14. From the matters communicated with those charged with governance, we determine those matters that were of most significance in the audit of the financial statements of the current period and are therefore the key audit matters. We describe these matters in our auditor's report unless law or regulation precludes public disclosure about the matter or when, in extremely rare circumstances, we determine that a matter should not be communicated in our report because the adverse consequences of doing so would reasonably be expected to outweigh the public interest benefits of such communication.

#### **Other Matter**

15. We did not audit the financial statements of five subsidiaries, whose financial statements reflect total assets of ₹ 915.96 crores and net assets of ₹ 127.38 crores as at 31 March 2020, total revenues of ₹ 1,148.55 crores and net cash outflows amounting to ₹ 6.16 crores for the year ended on that date, as considered in the consolidated financial statements. The consolidated financial statements also include the Group's share of net loss (including

other comprehensive income) of ₹ 7.95 crores for the year ended 31 March 2020, as considered in the consolidated financial statements, in respect of three associates, whose financial statements have not been audited by us. These financial statements have been audited by other auditors whose reports have been furnished to us by the management and our opinion on the consolidated financial statements, in so far as it relates to the amounts and disclosures included in respect of these subsidiaries and associates, and our report in terms of sub-section (3) of Section 143 of the Act, in so far as it relates to the aforesaid subsidiaries and associates, are based solely on the reports of the other auditors.

Further, of these subsidiaries, four subsidiaries are located outside India whose financial statements and other financial information have been prepared in accordance with accounting principles generally accepted in their respective countries and which have been audited by other auditors under generally accepted auditing standards applicable in their respective countries. The Holding Company's management has converted the financial statements of such subsidiaries and associates located outside India from accounting principles generally accepted in their respective countries to accounting principles generally accepted in India. We have audited these conversion adjustments made by the Holding Company's management. Our opinion on the consolidated financial statements, in so far as it relates to the balances and affairs of such subsidiaries and associates located outside India, are based on the report of other auditors and the conversion adjustments prepared by the management of the Holding Company and audited by us.

Our opinion above on the consolidated financial statements, and our report on other legal and regulatory requirements below, are not modified in respect of the above matters with respect to our reliance on the work done by and the reports of the other auditors.

#### **Report on Other Legal and Regulatory Requirements**

16. As required by section 197(16) of the Act, based on our audit and on the consideration of the reports of the other auditors, referred to in paragraph 15, on separate financial statements of the subsidiaries and associates, we report that the Holding Company and two associate companies covered under the Act paid remuneration to their respective directors during the year in accordance with the provisions of and limits laid down under section 197 read with Schedule V to the Act. Further, we report that the provisions of section 197 read with Schedule V to the Act are not applicable to one associate company covered under the Act, since such company is not a public company as defined under section 2(71) of the Act and that one subsidiary company covered under the Act has not paid or provided for any managerial remuneration during the year. Accordingly, reporting under section 197(16) of the Act is not applicable in respect of such subsidiary company.
17. As required by Section 143 (3) of the Act, based on our audit and on the consideration of the reports of the other auditors on separate financial statements and other financial information of the subsidiaries and associates, we report, to the extent applicable, that:
  - a) we have sought and obtained all the information and explanations which to the best of our knowledge and belief were necessary for the purpose of our audit of the aforesaid consolidated financial statements;
  - b) in our opinion, proper books of account as required by law relating to preparation of the aforesaid consolidated financial statements have been kept so far as it appears from our examination of those books and the reports of the other auditors;

- c) the consolidated financial statements dealt with by this report are in agreement with the relevant books of account maintained for the purpose of preparation of the consolidated financial statements;
- d) in our opinion, the aforesaid consolidated financial statements comply with Ind AS specified under section 133 of the Act;
- e) on the basis of the written representations received from the directors of the Holding Company and taken on record by the Board of Directors of the Holding Company and the reports of the statutory auditors of its subsidiary companies and associate companies covered under the Act, none of the directors of the Group companies and its associate companies covered under the Act, are disqualified as on 31 March 2020 from being appointed as a director in terms of Section 164(2) of the Act;
- f) with respect to the adequacy of the internal financial controls with reference to financial statements of the Holding Company, and its subsidiary companies and associate companies covered under the Act, and the operating effectiveness of such controls, refer to our separate report in 'Annexure I'; and
- g) with respect to the other matters to be included in the Auditor's Report in accordance with rule 11 of the Companies (Audit and Auditors) Rules, 2014 (as amended), in our opinion and to the best of our information and according to the explanations given to us and based on the consideration of the report of the other auditors on separate financial statements as also the other financial information of the subsidiaries and associates:
  - i. the consolidated financial statements disclose the impact of pending litigations on the consolidated financial position of the Group and its associates as detailed in Note 35 to the consolidated financial statements;
  - ii. the Holding Company and its associates did not have any long-term contracts including derivative contracts for which there were any material foreseeable losses as at 31 March 2020;
  - iii. there has been no delay in transferring amounts, required to be transferred, to the Investor Education and Protection Fund by the Holding Company, and its subsidiary companies and associate companies during the year ended 31 March 2020; and
  - iv. the disclosure requirements relating to holdings as well as dealings in specified bank notes were applicable for the period from 8 November 2016 to 30 December 2016, which are not relevant to these consolidated financial statements. Hence, reporting under this clause is not applicable.

**For Walker Chandiok & Co LLP**

Chartered Accountants

Firm's Registration No.: 001076N/N500013

**Siddharth Talwar**

Partner

Membership No.: 512752

UDIN: 20512752AAAACI6875

**Place:** Faridabad

**Date:** 06 June 2020

**Annexure 1**

List of entities included in the Consolidated Financial Statements

<b>S. No.</b>	<b>Name</b>	<b>Relation</b>
1	PT. Jindal Stainless Indonesia	Subsidiary
2	Jindal Stainless FZE	Subsidiary
3	JSL Group Holding Pte. Limited	Subsidiary
4	Iberjindal S.L.	Subsidiary
5	Jindal Stainless Park Limited	Subsidiary
6	Jindal United Steel Limited	Associate
7	Jindal Coke Limited	Associate
8	Jindal Stainless Corporate Management Service Private Limited	Associate

## Annexure I

### **Independent Auditor's Report on the internal financial controls with reference to financial statements under Clause (i) of Sub-section 3 of Section 143 of the Companies Act, 2013 ('the Act')**

1. In conjunction with our audit of the consolidated financial statements of Jindal Stainless Limited ('the Holding Company') and its subsidiaries (the Holding Company and its subsidiaries together referred to as 'the Group') and its associates as at and for the year ended 31 March 2020, we have audited the internal financial controls with reference to financial statements of the Holding Company, its subsidiary companies and its associate companies, which are companies covered under the Act, as at that date.

#### **Responsibilities of Management and Those Charged with Governance for Internal Financial Controls**

2. The respective Board of Directors of the Holding Company, its subsidiary companies, its associate companies and joint venture companies, which are companies covered under the Act, are responsible for establishing and maintaining internal financial controls based on the internal financial controls over financial reporting criteria established by the Company considering the essential components of internal control stated in the Guidance Note on Audit of Internal Financial Controls over Financial Reporting ('the Guidance Note') issued by the Institute of Chartered Accountants of India ('ICAI'). These responsibilities include the design, implementation and maintenance of adequate internal financial controls that were operating effectively for ensuring the orderly and efficient conduct of the Company's business, including adherence to the Company's policies, the safeguarding of its assets, the prevention and detection of frauds and errors, the accuracy and completeness of the accounting records, and the timely preparation of reliable financial information, as required under the Act.

#### **Auditor's Responsibility for the Audit of the Internal Financial Controls with Reference to Financial Statements**

3. Our responsibility is to express an opinion on the internal financial controls with reference to financial statements of the Holding Company, its subsidiary companies and its associate companies, as aforesaid, based on our audit. We conducted our audit in accordance with the Standards on Auditing issued by the ICAI prescribed under Section 143(10) of the Act, to the extent applicable to an audit of internal financial controls with reference to financial statements, and the Guidance Note issued by the ICAI. Those Standards and the Guidance Note require that we comply with ethical requirements and plan and perform the audit to obtain reasonable assurance about whether adequate internal financial controls with reference to financial statements were established and maintained and if such controls operated effectively in all material respects.
4. Our audit involves performing procedures to obtain audit evidence about the adequacy of the internal financial controls with reference to financial statements and their operating effectiveness. Our audit of internal financial controls with reference to financial statements includes obtaining an understanding of such internal financial controls, assessing the risk that a material weakness exists, and testing and evaluating the design and operating effectiveness of internal control based on the assessed risk. The procedures selected depend on the auditor's judgement, including the assessment of the risks of material misstatement of the financial statements, whether due to fraud or error.

## **Annexure I to the Independent Auditor's Report of even date to the members of Jindal Stainless Limited on the consolidated financial statements for the year ended 31 March 2020**

5. We believe that the audit evidence we have obtained and the audit evidence obtained by the other auditors in terms of their reports referred to in the Other Matter paragraph below, is sufficient and appropriate to provide a basis for our audit opinion on the internal financial controls with reference to financial statements of the Holding Company, its subsidiary companies and its associate companies as aforesaid.

### **Meaning of Internal Financial Controls with Reference to Financial Statements**

6. A company's internal financial controls with reference to financial statements is a process designed to provide reasonable assurance regarding the reliability of financial reporting and the preparation of financial statements for external purposes in accordance with generally accepted accounting principles. A company's internal financial controls with reference to financial statements include those policies and procedures that (1) pertain to the maintenance of records that, in reasonable detail, accurately and fairly reflect the transactions and dispositions of the assets of the company; (2) provide reasonable assurance that transactions are recorded as necessary to permit preparation of financial statements in accordance with generally accepted accounting principles, and that receipts and expenditures of the company are being made only in accordance with authorisations of management and directors of the company; and (3) provide reasonable assurance regarding prevention or timely detection of unauthorised acquisition, use, or disposition of the company's assets that could have a material effect on the financial statements.

### **Inherent Limitations of Internal Financial Controls with Reference to Financial Statements**

7. Because of the inherent limitations of internal financial controls with reference to financial statements, including the possibility of collusion or improper management override of controls, material misstatements due to error or fraud may occur and not be detected. Also, projections of any evaluation of the internal financial controls with reference to financial statements to future periods are subject to the risk that the internal financial controls with reference to financial statements may become inadequate because of changes in conditions, or that the degree of compliance with the policies or procedures may deteriorate.

### **Opinion**

8. In our opinion and based on the consideration of the reports of the other auditors on internal financial controls with reference to financial statements of the subsidiary companies and associate companies, the Holding Company its subsidiary companies and its associate companies, which are companies covered under the Act, have in all material respects, adequate internal financial controls with reference to financial statements and such controls were operating effectively as at 31 March 2020, based on Internal control over financial reporting criteria established by the Company considering the essential components of internal control stated in the Guidance Note issued by ICAI.

**Annexure I to the Independent Auditor's Report of even date to the members of Jindal Stainless Limited on the consolidated financial statements for the year ended 31 March 2020**

**Other Matter**

9. We did not audit the internal financial controls with reference to financial statements insofar as it relates to one subsidiary company, which is company covered under the Act, whose financial statements reflect total assets of ₹ 0.05 crores and net assets of ₹ 0.04 crores as at 31 March 2020, total revenues of ₹ Nil and net cash outflows amounting to ₹ 0.003 crores for the year ended on that date, as considered in the consolidated financial statements. The consolidated financial statements also include the Group's share of net loss (including other comprehensive income) of ₹ 7.95 crores for the year ended 31 March 2020, in respect of three associate companies, which are companies covered under the Act, whose internal financial controls with reference to financial statements have not been audited by us. The internal financial controls with reference to financial statements in so far as it relates to such subsidiary company, and associate companies have been audited by other auditors whose reports have been furnished to us by the management and our report on the adequacy and operating effectiveness of the internal financial controls with reference to financial statements for the Holding Company, its subsidiary companies, and its associate companies, as aforesaid, under Section 143(3)(i) of the Act in so far as it relates to such subsidiary company and associate companies is based solely on the reports of the auditors of such companies. Our opinion is not modified in respect of this matter with respect to our reliance on the work done by and on the reports of the other auditors.

For **Walker Chandio & Co LLP**

Chartered Accountants

Firm's Registration No.: 001076N/N500013

**Siddharth Talwar**

Partner

Membership No.: 512752

UDIN: 20512752AAAACI6875

**Place:** Faridabad

**Date:** 06 June 2020



**JINDAL STAINLESS LIMITED**
**Consolidated Balance Sheet as at 31 March 2020**
**(All amounts in ₹ crores, unless otherwise stated)**

	Note	As at 31 March 2020	As at 31 March 2019
<b>ASSETS</b>			
<b>Non-current assets</b>			
Property, plant and equipment	2	6,148.37	6,315.19
Capital work-in-progress	2A	12.58	23.50
Goodwill		0.12	0.12
Other intangible assets	3	32.09	29.42
Intangible assets under development	3A	2.40	5.64
Investments accounted for using equity method	4	310.08	277.11
Financial assets			
Investments	4	135.90	176.33
Loans	5	105.26	38.95
Other financial assets	6	2.24	0.43
Income tax assets (net)	12	26.46	31.12
Other non-current assets	7	75.74	36.21
<b>Current assets</b>			
Inventories	8	2,738.98	2,414.61
Financial assets			
Investments	4	2.53	0.40
Trade receivables	9	705.19	919.38
Cash and cash equivalents	10	40.21	36.33
Bank balances other than above	11	28.45	8.89
Loans	5	5.17	7.87
Other financial assets	6	78.32	137.25
Income tax assets (net)	12	-	21.25
Other current assets	7	227.45	234.62
<b>Total</b>		<b>10,677.54</b>	<b>10,714.62</b>
<b>EQUITY AND LIABILITIES</b>			
<b>EQUITY</b>			
Equity share capital	13	97.45	95.84
Other equity	14	2,619.79	2,494.98
Non-controlling interest		13.02	11.72
<b>LIABILITIES</b>			
<b>Non-current liabilities</b>			
Financial liabilities			
Borrowings	15	2,715.57	3,152.69
Other financial liabilities	16	102.40	26.01
Provisions	17	16.89	14.55
Deferred tax liabilities (net)	18	190.30	132.25
Other non-current liabilities	19	324.05	336.72

**JINDAL STAINLESS LIMITED**  
**Consolidated Balance Sheet as at 31 March 2020**  
**(All amounts in ₹ crores, unless otherwise stated)**

	Note	As at 31 March 2020	As at 31 March 2019
<b>Current liabilities</b>			
Financial liabilities			
Borrowings	20	645.73	742.99
Trade payables			
Total outstanding dues to micro and small enterprises	21	87.28	77.44
Total outstanding dues of creditors other than micro and small enterprises	21	2,572.30	2,410.89
Other financial liabilities	16	1,042.75	953.02
Current tax liabilities (net)	22	0.72	1.57
Other current liabilities	19	248.40	263.33
Provisions	17	0.89	0.62
<b>Total</b>		<b>10,677.54</b>	<b>10,714.62</b>

**Summary of significant accounting policies**

**1**

The summary of significant accounting policies and other explanatory information are an integral part of the consolidated financial statements.

This is the Consolidated Balance Sheet referred to in our report of even date	For and on behalf of the Board of Directors	
<b>For Walker Chandio &amp; Co LLP</b> Chartered Accountants FRN 001076N/N500013	<b>Abhyuday Jindal</b> Managing Director DIN: 07290474	<b>Tarun Kumar Khulbe</b> Whole Time Director DIN: 07302532
<b>Siddharth Talwar</b> Partner Membership No.: 512752	<b>Anurag Mantri</b> Chief Financial Officer	<b>Navneet Raghuvanshi</b> Company Secretary
Place: Faridabad	Place: New Delhi	
Date: 06 June 2020		

**JINDAL STAINLESS LIMITED**
**Consolidated Statement of Profit & Loss for the year ended on 31 March 2020**
**(All amounts in ₹ crores, unless otherwise stated)**

	Note	Year ended 31 March 2020	Year ended 31 March 2019
<b>INCOME</b>			
Revenue from operations	23	12,950.87	13,557.33
Other income	24	39.89	32.61
<b>Total</b>		<b>12,990.76</b>	<b>13,589.94</b>
<b>EXPENSES</b>			
Cost of materials consumed		8,217.86	8,694.86
Purchases of stock-in-trade		487.86	698.08
Changes in inventories of finished goods, work in progress and stock-in-trade	25	(127.23)	(217.72)
Employee benefits expense	26	204.53	211.91
Finance costs	27	585.53	636.87
Depreciation and amortisation expense	28	425.16	351.50
Other expenses	29	3,028.37	3,005.63
<b>Total</b>		<b>12,822.08</b>	<b>13,381.13</b>
<b>Profit before exceptional items, tax and share of profit/(loss) of investments accounted for using equity method</b>		<b>168.68</b>	<b>208.81</b>
Share of profit/(loss) of investments accounted for using equity method		(7.86)	12.23
<b>Profit before exceptional items and tax</b>		<b>160.82</b>	<b>221.04</b>
Exceptional items	37	4.44	0.67
<b>Profit before tax</b>		<b>165.26</b>	<b>221.71</b>
<b>Tax expense</b>	30		
Current tax		1.26	2.73
Deferred tax		72.43	73.34
Taxes in relation to earlier years		18.95	0.53
<b>Total tax expenses</b>		<b>92.64</b>	<b>76.60</b>
<b>Net profit for the year</b>		<b>72.62</b>	<b>145.11</b>
<b>Other comprehensive income</b>			
<i>Items that will not be reclassified to profit or loss</i>			
Re-measurements of defined employee benefit plans		(1.10)	0.07
Income tax effect on above		0.38	0.04
Share of other comprehensive income of investments accounted for using equity method		(0.10)	(0.09)
<i>Items that will be reclassified to profit or loss</i>			
Exchange difference in translating the financial statements of foreign operation		8.16	(2.46)
<b>Total other comprehensive income</b>		<b>7.34</b>	<b>(2.44)</b>
<b>Total comprehensive income for the year</b>		<b>79.96</b>	<b>142.67</b>
<b>Profit for the year attributable to:</b>			
Owners of the Company		<b>71.32</b>	<b>142.38</b>
Non-controlling interest		<b>1.30</b>	<b>2.73</b>

**JINDAL STAINLESS LIMITED****Consolidated Statement of Profit & Loss for the year ended on 31 March 2020****(All amounts in ₹ crores, unless otherwise stated)**

	Note	Year ended 31 March 2020	Year ended 31 March 2019
<b>Other comprehensive income for the year attributable to:</b>			
Owners of the Company		7.34	(2.44)
Non-controlling interest		-	-
<b>Total comprehensive income for the year attributable to:</b>			
Owners of the Company		78.66	139.94
Non-controlling interest		1.30	2.73
<b>Earnings per share (in ₹)</b>	<b>32</b>		
Basic		1.48	2.97
Diluted		1.48	2.97

**Summary of significant accounting policies****1**

The summary of significant accounting policies and other explanatory information are an integral part of the consolidated financial statements.

This is the Consolidated Statement of Profit and Loss referred to in our report of even date	For and on behalf of the Board of Directors	
<b>For Walker Chandio &amp; Co LLP</b> Chartered Accountants FRN 001076N/N500013	<b>Abhyuday Jindal</b> Managing Director DIN: 07290474	<b>Tarun Kumar Khulbe</b> Whole Time Director DIN: 07302532
<b>Siddharth Talwar</b> Partner Membership No.: 512752	<b>Anurag Mantri</b> Chief Financial Officer	<b>Navneet Raghuvanshi</b> Company Secretary
Place: Faridabad	Place: New Delhi	
Date: 06 June 2020		

**JINDAL STAINLESS LIMITED**
**Consolidated Statement of Changes in Equity for the year ended 31 March 2020**

(All amounts in ₹ crores, unless otherwise stated)

**A. Equity share capital**

Particulars	Amount
<b>As at 1 April 2018</b>	<b>95.84</b>
Changes in equity share capital	-
<b>As at 31 March 2019</b>	<b>95.84</b>
Changes in equity share capital	1.61
<b>As at 31 March 2020</b>	<b>97.45</b>

**B. Other equity**

Particulars	Reserves and surplus						Other comprehensive income			Attributable to owners of the Company (A)	Attributable to non controlling interests (B)	Total [(A)+(B)]
	Amalgamation reserve	Foreign currency monetary item translation difference account	Debenture redemption reserve (DRR)	Securities premium	Capital redemption reserve	Retained earnings	Revaluation reserve	Share of associates	Foreign currency translation reserve			
<b>Balance as at 01 April 2018</b>	<b>1.22</b>	-	<b>51.69</b>	<b>1,053.91</b>	<b>20.00</b>	<b>1,187.89</b>	<b>64.86</b>	<b>(0.20)</b>	<b>(10.01)</b>	<b>2,369.36</b>	<b>8.99</b>	<b>2,378.35</b>
Profit for the year	-	-	-	-	-	142.38	-	-	-	142.38	2.73	<b>145.11</b>
Other comprehensive income for the year (net of tax)	-	-	-	-	-	0.11	-	(0.09)	(2.46)	(2.44)	-	<b>(2.44)</b>
Transfer from debenture redemption reserve	-	-	(19.62)	-	-	19.62	-	-	-	-	-	-
Accumulation of foreign currency monetary item translation difference	-	(25.09)	-	-	-	-	-	-	-	(25.09)	-	<b>(25.09)</b>
Amortisation of foreign currency monetary item translation difference	-	9.34	-	-	-	-	-	-	-	9.34	-	<b>9.34</b>
Transferred from revaluation reserve to retained earnings	-	-	-	-	-	0.58	(0.58)	-	-	-	-	-
Others	-	-	-	-	-	1.43	-	-	-	1.43	-	<b>1.43</b>
<b>Balance as at 31 March 2019</b>	<b>1.22</b>	<b>(15.75)</b>	<b>32.07</b>	<b>1,053.91</b>	<b>20.00</b>	<b>1,352.01</b>	<b>64.28</b>	<b>(0.29)</b>	<b>(12.47)</b>	<b>2,494.98</b>	<b>11.72</b>	<b>2,506.70</b>
Profit for the year	-	-	-	-	-	71.32	-	-	-	71.32	1.30	<b>72.62</b>

**JINDAL STAINLESS LIMITED**
**Consolidated Statement of Changes in Equity for the year ended 31 March 2020**

(All amounts in ₹ crores, unless otherwise stated)

Particulars	Reserves and surplus						Other comprehensive income			Attributable to owners of the Company (A)	Attributable to non controlling interests (B)	Total [(A)+(B)]
	Amalgamation reserve	Foreign currency monetary item translation difference account	Debenture redemption reserve (DRR)	Securities premium	Capital redemption reserve	Retained earnings	Revaluation reserve	Share of associates	Foreign currency translation reserve			
Issue of equity shares		-	-	26.97	-	-	-	-	-	26.97	-	<b>26.97</b>
Other comprehensive income for the year (net of tax)	-	-	-	-	-	(0.72)	-	(0.10)	8.16	7.34	-	<b>7.34</b>
Transfer from debenture redemption reserve	-	-	(7.65)	-	-	7.65	-	-	-	-	-	-
Accumulation of foreign currency monetary item translation difference	-	(10.09)	-	-	-	-	-	-	-	(10.09)	-	<b>(10.09)</b>
Amortisation of foreign currency monetary item translation difference	-	14.51	-	-	-	-	-	-	-	14.51	-	<b>14.51</b>
Deferred tax liability on revaluation reserve reversed	-	-	-	-	-	-	14.76	-	-	14.76	-	<b>14.76</b>
<b>Balance as at 31 March 2020</b>	<b>1.22</b>	<b>(11.33)</b>	<b>24.42</b>	<b>1,080.88</b>	<b>20.00</b>	<b>1,430.26</b>	<b>79.04</b>	<b>(0.39)</b>	<b>(4.31)</b>	<b>2,619.79</b>	<b>13.02</b>	<b>2,632.81</b>

**Summary of significant accounting policies**
**1**

The summary of significant accounting policies and other explanatory information are an integral part of the consolidated financial statements.

This is the Consolidated Statement of Changes in Equity referred to in our report of even date	For and on behalf of the Board of Directors	
<b>For Walker Chandio &amp; Co LLP</b> Chartered Accountants FRN 001076N/N500013	<b>Abhyuday Jindal</b> Managing Director DIN: 07290474	<b>Tarun Kumar Khulbe</b> Whole Time Director DIN: 07302532
<b>Siddharth Talwar</b> Partner Membership No.: 512752	<b>Anurag Mantri</b> Chief Financial Officer	<b>Navneet Raghuvanshi</b> Company Secretary
Place: Faridabad	Place: New Delhi	
Date: 06 June 2020		

**JINDAL STAINLESS LIMITED**
**Consolidated Cash Flow Statement for the year ended 31 March 2020**
**(All amounts in ₹ crores, unless otherwise stated)**

	Particulars	Year ended 31 March 2020	Year ended 31 March 2019
<b>A</b>	<b>Cash flow from operating activities</b>		
	Profit before tax	165.26	221.71
	<b>Adjustments for:</b>		
	Depreciation and amortisation expense	425.16	351.50
	Loss/(Profit) on sale of property, plant and equipment (net)	(0.36)	0.34
	Gain on disposal of investments (net)	-	(0.02)
	Interest income on investments	(2.88)	(3.08)
	Liability no longer required written back	(63.67)	(20.74)
	Amortisation of deferred revenue	(12.66)	(12.63)
	Bad debts written off and allowance for expected credit loss	1.94	7.80
	Interest income on fixed deposits, receivables and income tax refund	(18.23)	(6.58)
	Interest income on financial assets measured at amortised cost	(1.21)	(1.10)
	Unwinding of discount on financial asset measured at amortised cost	11.90	0.16
	Net unrealised foreign exchange loss/(gain)	82.79	(27.77)
	Finance costs	585.53	636.87
	Provision for estimated recompense liability	-	(27.50)
	Share of loss/(profit) from associates	7.86	(12.23)
	<b>Operating profit before working capital changes</b>	<b>1,181.43</b>	<b>1,106.73</b>
	<b>Movement in working capital</b>		
	Inventories	(324.37)	(30.14)
	Trade receivables	244.17	(31.55)
	Other financial assets	(94.69)	(41.96)
	Other assets	(33.52)	103.13
	Trade payables	147.10	401.37
	Other financial liabilities	70.30	(76.87)
	Other liabilities	(16.42)	(11.92)
	Provisions	1.51	2.59
	<b>Cash flow from operating activities post working capital changes</b>	<b>1,175.51</b>	<b>1,421.38</b>
	Income tax paid (net of refund)	4.85	(2.73)
	<b>Net cash generated from operating activities (A)</b>	<b>1,180.36</b>	<b>1,418.65</b>
<b>B</b>	<b>Cash flow from investing activities</b>		
	Purchase of property, plant & equipment and intangible assets (including Capital work in progress and intangible assets under development)	(196.82)	(205.76)
	Proceeds from sale of property, plant and equipment	22.24	(0.34)
	Interest received	7.93	7.79
	Loans to related parties	-	(1.66)
	(Investment in)/ Redemption of deposits with banks	(21.13)	7.28
	Proceeds from disposal of investments in subsidiary	-	0.23
	<b>Net cash used in investing activities (B)</b>	<b>(187.78)</b>	<b>(192.46)</b>

**JINDAL STAINLESS LIMITED**
**Consolidated Cash Flow Statement for the year ended 31 March 2020**
**(All amounts in ₹ crores, unless otherwise stated)**

	Particulars	Year ended 31 March 2020	Year ended 31 March 2019
<b>C</b>	<b>Cash flow from financing activities</b>		
	Proceeds from issue of shares/warrants	28.58	-
	Repayment of short term borrowing (net)	(100.95)	(304.69)
	Repayment of long-term borrowings	(1,212.87)	(471.25)
	Proceeds from long-term borrowings	800.00	-
	Payment of lease liability	(4.01)	-
	Interest paid	(501.52)	(461.21)
	<b>Net cash used in financing activities (C)</b>	<b>(990.77)</b>	<b>(1,237.15)</b>
	<b>Net change in cash and cash equivalents (A+B+C)</b>	<b>1.81</b>	<b>(10.96)</b>
	Cash and cash equivalents at the beginning of the year (refer note 10)	36.33	46.90
	Cash and cash equivalents at the end of the year (refer note 10)	40.21	36.33
	Foreign currency translation (gain)/loss on Cash & cash equivalents	(2.07)	(0.39)
	<b>Net changes in cash and cash equivalents</b>	<b>1.81</b>	<b>(10.96)</b>

**Summary of significant accounting policies**
**1**

The summary of significant accounting policies and other explanatory information are an integral part of the consolidated financial statements.

This is the Consolidated Cash Flow Statement referred to in our report of even date	For and on behalf of the Board of Directors	
<b>For Walker Chandiok &amp; Co LLP</b> Chartered Accountants FRN 001076N/N500013	<b>Abhyuday Jindal</b> Managing Director DIN: 07290474	<b>Tarun Kumar Khulbe</b> Whole Time Director DIN: 07302532
<b>Siddharth Talwar</b> Partner Membership No.: 512752	<b>Anurag Mantri</b> Chief Financial Officer	<b>Navneet Raghuvanshi</b> Company Secretary
Place: Faridabad	Place: New Delhi	
Date: 06 June 2020		



## JINDAL STAINLESS LIMITED

### Summary of significant accounting policies and other explanatory information to consolidated financial statements for the year ended 31 March 2020

(All amounts in ₹ crores, unless stated otherwise)

#### 1 Corporate information, basis of preparation and summary of significant accounting policies

##### (i) Corporate information

Jindal Stainless Limited (“the Holding Company”) is domiciled and incorporated in India and its (1) equity shares and (2) Global Depository Shares are listed at (1) Bombay Stock Exchange (BSE) and National Stock Exchange (NSE) and (2) Luxemburg Stock Exchange (LSE), respectively. The registered office of the Holding Company is located at O. P. Jindal Marg, Hisar, Haryana, India. The Holding Company is a leading manufacturer of Stainless Steel flat products in Austenitic, Ferritic, Martensitic and Duplex grades. The product range includes Ferro Alloys, Stainless Steel Slabs, Hot Rolled Coils, Plates and Sheets, and Cold Rolled Coils and Sheets.

The consolidated financial statements comprise financial statement of Jindal Stainless Limited and its subsidiaries (collectively the “Group”) and includes share of profit of the associates for the year ended 31 March 2020.

#### Group structure

##### I. Subsidiaries

Name of the entity	Principal Activities	Country of Incorporation	% of equity Interest	
			As at 31 March 2020	As at 31 March 2019
<b>Indian</b> Jindal Stainless Park Limited	Development of industrial park	India	100.00	100.00
<b>Foreign</b> PT. Jindal Stainless Indonesia	Stainless steel manufacturing	Indonesia	99.999	99.999
Jindal Stainless FZE	Stainless steel manufacturing	UAE	100.00	100.00
JSL Group Holdings Pte. Limited	Stainless steel manufacturing	Singapore	100.00	100.00
Iberjindal S.L.	Stainless steel manufacturing	Spain	65.00	65.00

##### II. Associates

Name of the entity	Principal Activities	Country of Incorporation	% of equity Interest	
			As at 31 March 2020	As at 31 March 2019
<b>Indian</b> Jindal Stainless Corporate Management Services Pvt. Ltd.	Management services	India	50.00	50.00
Jindal United Steel Limited	Stainless steel manufacturing	India	26.00	26.00
Jindal Coke Limited	Coke Manufacturing	India	26.00	26.00

## JINDAL STAINLESS LIMITED

### Summary of significant accounting policies and other explanatory information to consolidated financial statements for the year ended 31 March 2020

(All amounts in ₹ crores, unless stated otherwise)

#### (ii) Basis of preparation

The consolidated financial statements of the Holding Company have been prepared in accordance with Indian Accounting Standards (Ind AS) as notified by Ministry of Corporate Affairs pursuant to section 133 of the Companies Act, 2013 read with Companies (Indian Accounting Standards) Rules, 2015 as amended from time to time.

The consolidated financial statements have been prepared on accrual and going concern basis. The accounting policies are applied consistently to all the periods presented in the consolidated financial statements. The consolidated financial statements have been prepared on a historical cost basis, except for the following assets and liabilities which have been measured at fair value:

- Certain financial assets and liabilities measured at fair value (refer accounting policy regarding financial instruments);
- Defined benefit plans – plan assets measured at fair value; and

Fair value is the price that would be received to sell an asset or paid to transfer a liability in an orderly transaction between market participants at the measurement date.

The consolidated financial statements are presented in Indian Rupees ('₹'), which is the Holding Company's functional and presentation currency and all amounts are rounded to the nearest crores (except otherwise indicated).

#### (iii) Basis of Consolidation

##### Subsidiaries

Subsidiaries are all entities (including structured entities) over which the Group has control. The Group controls an entity when the Group is exposed to, or has rights to, variable returns from its involvement with the entity and has the ability to affect those returns through its power to direct the relevant activities of the entity. Subsidiaries are fully consolidated from the date on which control is transferred to the Group. They are deconsolidated from the date that control ceases. Profit/(loss) and other comprehensive income ('OCI') of subsidiaries acquired or disposed of during the period are recognised from the effective date of acquisition, or up to the effective date of disposal, as applicable. All the consolidated subsidiaries have a consistent reporting date of 31 March 2020.

The Group combines the consolidated financial statements of the parent and its subsidiaries line by line adding together like items of assets, liabilities, equity, income and expenses. Intercompany transactions, balances and unrealised gains on transactions between Group companies are eliminated. Unrealised losses are also eliminated unless the transaction provides evidence of an impairment of the transferred asset. Accounting policies of subsidiaries have been changed where necessary to ensure consistency with the policies adopted by the Group.

## JINDAL STAINLESS LIMITED

### Summary of significant accounting policies and other explanatory information to consolidated financial statements for the year ended 31 March 2020

(All amounts in ₹ crores, unless stated otherwise)

Non-controlling interests, presented as part of equity, represent the portion of a subsidiary's statement of profit and loss and net assets that is not held by the Group. Profit/(loss) and each component of OCI are attributed to the equity holders of the parent company and to the non-controlling interests, even if this results in the non-controlling interests having a deficit balance. The Group attributes total comprehensive income or loss of the subsidiaries between the owners of the parent and the non-controlling interests based on their respective ownership interests.

#### Associates

Investment in entities in which there exists significant influence but not a controlling interest are accounted for under the equity method i.e. the investment is initially recorded at cost, identifying any goodwill/capital reserve arising at the time of acquisition, as the case may be, which will be inherent in investment. The carrying amount of the investment is adjusted thereafter for the post acquisition change in the share of net assets of the investee, adjusted where necessary to ensure consistency with the accounting policies of the Group. The consolidated statement of profit and loss includes the Group's share of the results of the operations of the investee. Dividends received or receivable from associates are recognised as a reduction in the carrying amount of the investment.

#### (iv) Significant accounting policies

##### (a) Current versus non-current classification

The Group presents assets and liabilities in the balance sheet based on current/ non-current classification.

An asset is treated as current when it is:

- Expected to be realised or intended to be sold or consumed in normal operating cycle,
- Held primarily for the purpose of trading,
- Expected to be realised within twelve months after the reporting period, or
- Cash or cash equivalent unless restricted from being exchanged or used to settle a liability for at least twelve months after the reporting period.

All other assets are classified as non-current.

A liability is current when:

- It is expected to be settled in normal operating cycle,
- It is held primarily for the purpose of trading,
- It is due to be settled within twelve months after the reporting period, or
- There is no unconditional right to defer the settlement of the liability for at least twelve months after the reporting period

The Group classifies all other liabilities as non-current.

Deferred tax assets and liabilities are classified as non-current assets and liabilities.

Based on the nature of products and the time between acquisition of assets for processing and their realisation in cash and cash equivalents, the Holding Company has ascertained its operating cycle as 12 months for the purpose of current or non-current classification of assets and liabilities.

## JINDAL STAINLESS LIMITED

### Summary of significant accounting policies and other explanatory information to consolidated financial statements for the year ended 31 March 2020

(All amounts in ₹ crores, unless stated otherwise)

#### (b) Property, plant and equipment

##### *Recognition and initial measurement*

Property, plant and equipment are stated at their cost of acquisition. The cost comprises the purchase price, borrowing cost (if capitalisation criteria are met) and any attributable costs of bringing the asset to its working condition for its intended use. Any trade discount and rebates are deducted in arriving at the purchase price. Subsequent costs are included in the asset's carrying amount or recognised as a separate asset, as appropriate, only when it is probable that future economic benefits attributable to such subsequent cost associated with the item will flow to the Group. All other repair and maintenance costs are recognised in statement of profit or loss as incurred.

In case an item of property, plant and equipment is acquired on deferred payment basis, interest expenses included in deferred payment is recognised as interest expense and not included in cost of asset.

##### *Subsequent measurement (depreciation and useful lives)*

Depreciation on property, plant and equipment is provided on the straight line method arrived on the basis of the useful life prescribed under Schedule II of the Companies Act, 2013. The following useful life of assets has been taken by the Group:

<b>Tangible Assets</b>	<b>Useful Life (Years)</b>
Buildings	2-60
Electric Installations	1-35
Continues Process Plant and Equipment	1-35
Railway sidings	15
Power Line and Bay Extension	15-20
Furniture and fixtures	1-10
Vehicles	3-10
Office Equipment	1-15

Cost of the leasehold land is amortized over the period of the lease.

The residual values, useful lives and method of depreciation are reviewed at each financial year end and adjusted prospectively, if appropriate.

Where, during any financial year, any addition has been made to any asset, or where any asset has been sold, discarded, demolished or destroyed, or significant components replaced; depreciation on such assets is calculated on a pro rata basis as individual assets with specific useful life from the month of such addition or, as the case may be, up to the month on which such asset has been sold, discarded, demolished or destroyed or replaced.

##### *De-recognition*

An item of property, plant and equipment and any significant part initially recognised is de-recognised upon disposal or when no future economic benefits are expected from its use or disposal. Any gain or loss arising on de-recognition of the asset (calculated as the difference between the net disposal proceeds and the carrying amount of the asset) is included in the income statement when the asset is derecognized.

## JINDAL STAINLESS LIMITED

### Summary of significant accounting policies and other explanatory information to consolidated financial statements for the year ended 31 March 2020

(All amounts in ₹ crores, unless stated otherwise)

#### (c) Intangible assets

##### *Recognition and initial measurement*

Intangible assets acquired separately are measured on initial recognition at cost. Following initial recognition, intangible assets are carried at cost less any accumulated amortization and accumulated impairment losses, if any.

##### *Subsequent measurement (amortisation and useful lives)*

All finite-lived intangible assets are accounted for using the cost model whereby capitalised costs are amortised on a straight-line basis over their estimated useful lives. The estimated useful life of an identifiable intangible asset is based on a number of factors including the effects of obsolescence, demand, competition, and other economic factors (such as the stability of the industry, and known technological advances), and the level of maintenance expenditures required to obtain the expected future cash flows from the asset.

Residual values and useful lives are reviewed at each reporting date. The following useful lives are applied:

Asset category	Estimated useful life (in years)
Mine development expenses (stripping costs)	Over the period of expected duration of benefits
Software	5

The amortisation period and the amortisation method for finite-lived intangible assets are reviewed at least at the end of each reporting period. Changes in the expected useful life or the expected pattern of consumption of future economic benefits embodied in the asset are considered to modify the amortisation period or method, as appropriate, and are treated as changes in accounting estimates.

##### *De-recognition*

Gains or losses arising from derecognition of an intangible asset are measured as the difference between the net disposal proceeds and the carrying amount of the asset and are recognised in the statement of profit and loss when the asset is derecognised.

#### (d) Impairment of non-financial assets

For impairment assessment purposes, assets are grouped at the lowest levels for which there are largely independent cash inflows (cash generating units). As a result, some assets are tested individually for impairment and some are tested at cash-generating unit level.

The Group assesses at each balance sheet date whether there is any indication that an asset may be impaired. If any such indication exists, the Group estimates the recoverable amount of the asset. If such recoverable amount of the asset or the recoverable amount of the cash generating unit to which the asset belongs is less than its carrying amount, the carrying amount is reduced to its recoverable amount. The reduction is treated as an impairment loss and is recognized in the statement of profit and loss. If at the balance sheet date, there is an indication that a previously assessed impairment loss no longer exists then the recoverable amount is reassessed, and the asset is reflected at the recoverable amount subject to a maximum of depreciated historical cost. Impairment losses previously recognised are accordingly reversed in the statement of profit and loss.

## JINDAL STAINLESS LIMITED

### Summary of significant accounting policies and other explanatory information to consolidated financial statements for the year ended 31 March 2020

(All amounts in ₹ crores, unless stated otherwise)

To determine value-in-use, management estimates expected future cash flows from each cash-generating unit and determines a suitable discount rate in order to calculate the present value of those cash flows. The data used for impairment testing procedures are directly linked to the Group's latest approved budget, adjusted as necessary to exclude the effects of future re-organisations and asset enhancements. Discount factors are determined individually for each cash-generating unit and reflect current market assessment of the time value of money and asset-specific risk factors.

#### (e) Borrowing costs

Borrowing costs directly attributable to the acquisition, construction or production of an asset that necessarily takes a substantial period of time to get ready for its intended use or sale are capitalized as part of the cost of the asset. All other borrowing costs are expensed in the period in which they occur. Borrowing costs consist of interest calculated using the effective interest method that an entity incurs in connection with the borrowing of funds. Borrowing cost also includes exchange differences to the extent regarded as an adjustment to the borrowing costs.

Eligible transaction/ancillary costs incurred in connection with the arrangement of borrowings are adjusted with the proceeds of the borrowings.

#### (f) Inventory

Inventories are stated at lower of cost or net realisable value. The cost in respect of the various items of inventory is computed as under:

- Raw material cost includes direct expenses and is determined based on weighted average method.
- Stores and spares cost includes direct expenses and is determined on the basis of weighted average method.
- In case of finished goods, cost includes raw material cost plus conversion costs and other overheads incurred to bring the goods to their present location and condition.

Net realisable value is the estimated selling price in the ordinary course of business less any applicable selling expenses. Provision for obsolescence and slow moving inventory is made based on management's best estimates of net realisable value of such inventories.

#### (g) Foreign currency translation

##### *Functional and presentation currency*

The Group financial statements are presented in Indian Rupees (INR or ₹) and are rounded to two decimal places of crores, which is also the Group's functional currency.

##### *Transactions and balances*

Transactions in foreign currencies are initially recorded by the Group at its functional currency spot rates at the date the transaction first qualifies for recognition.

Monetary assets and liabilities denominated in foreign currencies are translated at the functional currency spot rates of exchange at the reporting date.

Exchange differences arising on settlement or translation of monetary items as at reporting date are recognised in profit or loss.

## JINDAL STAINLESS LIMITED

### Summary of significant accounting policies and other explanatory information to consolidated financial statements for the year ended 31 March 2020

(All amounts in ₹ crores, unless stated otherwise)

Non-monetary items that are measured in terms of historical cost in a foreign currency are translated using the exchange rates at the dates of the initial transactions. Non-monetary items measured at fair value in a foreign currency are translated using the exchange rates at the date when the fair value is determined. The gain or loss arising on translation of non-monetary items measured at fair value is treated in line with the recognition of the gain or loss on the change in fair value of the item (i.e., translation differences on items whose fair value gain or loss is recognised in OCI or profit or loss are also recognised in OCI or profit or loss, respectively).

#### *Exchange differences*

As per the generally accepted accounting principles followed by the Holding Company till 31 March 2016, exchange differences arising on translation/ settlement of long-term foreign currency monetary items pertaining to the acquisition of a depreciable asset were adjusted to the cost of the asset. Exchange differences arising on other long-term foreign currency monetary items existing as on 31 March 2016 are accumulated in the "Foreign Currency Monetary Item Translation Difference Account" and amortised over the remaining life of the concerned monetary item. The Group has elected to continue with the said policy on exchange differences arising on long term foreign currency monetary items existing on 31 March 2016, as allowed under Ind AS 101.

For this purpose, the Group treats a foreign monetary item as "long-term foreign currency monetary item", if it has a term of 12 months or more at the date of its origination.

#### **(h) Leases**

##### **Transition**

Effective 1 April 2019, the Group adopted Ind AS 116 "Leases" and applied the standard to all lease contracts existing on 1 April 2019 using the modified retrospective method and elected to measure the right-of-use assets at an amount equal to the lease liability adjusted for any prepaid or accrued lease payments that existed at the date of transition. Comparatives as at and for the year ended 31 March 2019 have not been retrospectively adjusted and therefore will continue to be reported under the accounting policies included as part of our Annual Report for year ended 31 March 2019

Refer note 42 for details.

##### **The Group as a lessee**

The Group's leased asset classes primarily consist of leases for land and plant and machinery. The Group assesses whether a contract contains a lease, at inception of a contract. A contract is, or contains, a lease if the contract conveys the right to control the use of an identified asset for a period of time in exchange for consideration. To assess whether a contract conveys the right to control the use of an identified asset, the Group assesses whether: (i) the contract involves the use of an identified asset (ii) the Group has substantially all of the economic benefits from use of the asset through the period of the lease and (iii) the Group has the right to direct the use of the asset.

At the date of commencement of the lease, the Group recognises a right-of-use asset ("ROU") and a corresponding lease liability for all lease arrangements in which it is a lessee, except for leases with a term of twelve months or less (short-term leases) and low value leases. For these short-term and low value leases, the Group recognizes the lease payments as an operating expense on a straight-line basis over the term of the lease.

## JINDAL STAINLESS LIMITED

### Summary of significant accounting policies and other explanatory information to consolidated financial statements for the year ended 31 March 2020

*(All amounts in ₹ crores, unless stated otherwise)*

Certain lease arrangements include options to extend or terminate the lease before the end of the lease term. ROU assets and lease liabilities include these options when it is reasonably certain that they will be exercised.

The right-of-use assets are initially recognized at cost, which comprises the initial amount of the lease liability adjusted for any lease payments made at or prior to the commencement date of the lease plus any initial direct costs less any lease incentives. They are subsequently measured at cost less accumulated depreciation and impairment losses.

Right-of-use assets are depreciated from the commencement date on a straight-line basis over the shorter of the lease term and useful life of the underlying asset.

The lease liability is initially measured at amortized cost at the present value of the future lease payments. The lease payments are discounted using the interest rate implicit in the lease or, if not readily determinable, using the incremental borrowing rates in the country of domicile of these leases. Lease payments included in the measurement of the lease liability are made up of fixed payments (including in substance fixed payments) and variable payments based on an index or rate. Subsequent to initial measurement, the liability will be reduced for payments made and increased for interest. Lease liabilities are remeasured with a corresponding adjustment to the related right of use asset if the Holding Company changes its assessment of whether it will exercise an extension or a termination option.

#### **The Group as a lessor**

Leases for which the Group is a lessor is are classified as a finance or operating lease. Whenever the terms of the lease transfer substantially all the risks and rewards of ownership to the lessee, the contract is classified as a finance lease. All other leases are classified as operating leases.

When the Group is an intermediate lessor, it accounts for its interests in the head lease and the sublease separately. The sublease is classified as a finance or operating lease by reference to the right-of-use asset arising from the head lease.

For operating leases, rental income is recognized on a straight-line basis over the term of the relevant lease.

#### **(i) Fair value measurement**

Fair value is the price that would be received to sell an asset or paid to transfer a liability in an orderly transaction between market participants at the measurement date. The fair value measurement is based on the presumption that the transaction to sell the asset or transfer the liability takes place either:

- In the principal market for the asset or liability, or
- In the absence of a principal market, in the most advantageous market for the asset or liability

The principal or the most advantageous market must be accessible by the Group.

The fair value of an asset or a liability is measured using the assumptions that market participants would use when pricing the asset or liability, assuming that market participants act in their economic best interest.

A fair value measurement of a non-financial asset takes into account a market participant's ability to generate economic benefits by using the asset in its highest and best use or by selling it to another market participant that would use the asset in its highest and best use.



## JINDAL STAINLESS LIMITED

### Summary of significant accounting policies and other explanatory information to consolidated financial statements for the year ended 31 March 2020

(All amounts in ₹ crores, unless stated otherwise)

Group uses valuation techniques that are appropriate in the circumstances and for which sufficient data are available to measure fair value, maximizing the use of relevant observable inputs and minimizing the use of unobservable inputs.

All assets and liabilities for which fair value is measured or disclosed in the financial results are categorized within the fair value hierarchy, described as follows, based on the lowest level input that is significant to the fair value measurement as a whole:

Level 1 — Quoted (unadjusted) market prices in active markets for identical assets or liabilities

Level 2 — Valuation techniques for which the lowest level input that is significant to the fair value measurement is directly or indirectly observable

Level 3 — Valuation techniques for which the lowest level input that is significant to the fair value measurement is Unobservable

For assets and liabilities that are recognized in the consolidated financial statements on a recurring basis, the Group determines whether transfers have occurred between levels in the hierarchy by re-assessing categorization (based on the lowest level input that is significant to the fair value measurement as a whole) at the end of each reporting period or each case.

For the purpose of fair value disclosures, the Group has determined classes of assets and liabilities on the basis of the nature, characteristics and risks of the asset or liability and the level of the fair value hierarchy as explained above.

#### (j) Revenue from sale of products and services

##### *Recognition*

Sales (including scrap sales) are recognised when control of products is transferred to the buyer as per the terms of the contract and are accounted for net of returns and rebates. Control of goods refers to the ability to direct the use of and obtain substantially all of the remaining benefits from goods. Sales, as disclosed, are exclusive of goods and services tax.

To determine if it is acting as a principal or as an agent, the Group assesses whether it has exposure to the significant risks and rewards associated with the rendering of logistics services. Revenue from rendering of logistic services provided to its customer after the transfer of control of underlying goods is recognized on net basis i.e. after deducting the amount contractually payable to transporters out of the total consideration received and is recognized once the facilitation of such service is done as the Group does not assume any performance obligation.

Income in respect of service contracts, which are generally in the nature of providing infrastructure and support services, are recognised in statement of profit and loss when such services are rendered. Customers are invoiced periodically (generally on monthly basis).

For each performance obligation identified, the Group determines at contract inception whether it satisfies the performance obligation over time or satisfies the performance obligation at a point in time. If the Group does not satisfy a performance obligation over time, the performance obligation is satisfied at a point in time. A receivable is recognised when the goods are delivered as this is the case of point in time recognition where consideration is unconditional because only the passage of time is required.

## JINDAL STAINLESS LIMITED

### Summary of significant accounting policies and other explanatory information to consolidated financial statements for the year ended 31 March 2020

(All amounts in ₹ crores, unless stated otherwise)

The Group recognises contract liabilities for consideration received in respect of unsatisfied performance obligations and reports these amounts as other liabilities in the balance sheet. Similarly, if the Group satisfies a performance obligation before it receives the consideration, the Group recognises either a contract asset or a receivable in its balance sheet, depending on whether something other than the passage of time is required before the consideration is due.

#### Measurement

The Group considers the terms of the contract and its customary business practices to determine the transaction price. The transaction price is the amount of consideration to which the Group expects to be entitled in exchange for transferring promised goods or services to a customer, excluding amounts collected on behalf of third parties (for example, indirect taxes). The consideration promised in a contract with a customer may include fixed consideration, variable consideration (if reversal is less likely in future), or both. The sale of goods is typically made under credit payment terms differing from customer to customer and ranges between 0-90 days. No element of financing is deemed present as the sales are largely made on advance payment terms or with credit term of not more than one year.

The transaction price is allocated by the Group to each performance obligation (or distinct good or service) in an amount that depicts the amount of consideration to which it expects to be entitled in exchange for transferring the promised goods or services to the customer.

Periodically, the Group enters into volume or other rebate programs where once a certain volume or other conditions are met, it refunds the customer some portion of the amounts previously billed or paid. For such arrangements, the Group only recognizes revenue for the amounts it ultimately expects to realize from the customer. The Group estimates the variable consideration for these programs using the most likely amount method or the expected value method, whichever approach best predicts the amount of the consideration based on the terms of the contract and available information and updates its estimates in each reporting period.

#### (k) Financial instruments

Financial instruments are recognised when the Group becomes a party to the contractual provisions of the instrument and are measured initially at fair value adjusted for transaction costs, except for those carried at fair value through profit or loss which are measured initially at fair value.

If the Group determines that the fair value at initial recognition differs from the transaction price the Group accounts for that instrument at that date as follows:

- at the measurement basis mentioned above if that fair value is evidenced by a quoted price in an active market for an identical asset or liability (i.e. a Level 1 input) or based on a valuation technique that uses only data from observable markets. The Group recognises the difference between the fair value at initial recognition and the transaction price as a gain or loss.
- in all other cases, at the measurement basis mentioned above, adjusted to defer the difference between the fair value at initial recognition and the transaction price. After initial recognition, the Group recognises that deferred difference as a gain or loss only to the extent that it arises from a change in a factor (including time) that market participants would take into account when pricing the asset or liability.

Subsequent measurement of financial assets and financial liabilities is described below.

## JINDAL STAINLESS LIMITED

### Summary of significant accounting policies and other explanatory information to consolidated financial statements for the year ended 31 March 2020

(All amounts in ₹ crores, unless stated otherwise)

#### Financial assets

##### *Classification and subsequent measurement*

For the purpose of subsequent measurement, financial assets are classified into the following categories upon initial recognition:

- i. **Financial assets at amortised cost** – a financial instrument is measured at amortised cost if both the following conditions are met:
  - The asset is held within a business model whose objective is to hold assets for collecting contractual cash flows, and
  - Contractual terms of the asset give rise on specified dates to cash flows that are solely payments of principal and interest (SPPI) on the principal amount outstanding.

After initial measurement, such financial assets are subsequently measured at amortised cost using the effective interest method. Effective interest rate (EIR) is the rate that exactly discounts estimated future cash receipts through the expected life of the financial asset to the net carrying amount of the financial assets. The future cash flows include all other transaction costs paid or received, premiums or discounts if any, etc.

- ii. **Investments in equity instruments of subsidiaries and associates** - Investments in equity instruments of subsidiaries, joint ventures and associates are accounted for at cost in accordance with Ind AS 27 Separate Financial Statements. On disposal of these investments, the difference between net disposal proceeds and the carrying amount are recognised in the Statement of profit and loss.

- iii. **Financial assets at fair value**

- **Investments in equity instruments other than above** – All equity investments in scope of Ind AS 109 are measured at fair value. Equity instruments which are held for trading are generally classified as at fair value through profit and loss (FVTPL). For all other equity instruments, the Group decides to classify the same either as at fair value through other comprehensive income (FVOCI) or fair value through profit and loss (FVTPL). The Group makes such election on an instrument by instrument basis. The classification is made on initial recognition and is irrevocable.

If the Group decides to classify an equity instrument as at FVOCI, then all fair value changes on the instrument, excluding dividends, are recognised in the other comprehensive income (OCI). There is no recycling of the amounts from OCI to profit and loss, even on sale of investment. However, the Group may transfer the cumulative gain or loss within equity. Dividends on such investments are recognised in profit or loss unless the dividend clearly represents a recovery of part of the cost of the investment.

Equity instruments included within the FVTPL category are measured at fair value with all changes recognised in profit or loss.

- **Derivative assets** - All derivative assets are measured at fair value through profit and loss (FVTPL).

##### *De-recognition of financial assets*

A financial asset is primarily de-recognised when the rights to receive cash flows from the asset have expired or the Group has transferred its rights to receive cash flows from the asset.

## **JINDAL STAINLESS LIMITED**

### **Summary of significant accounting policies and other explanatory information to consolidated financial statements for the year ended 31 March 2020**

*(All amounts in ₹ crores, unless stated otherwise)*

#### *Reclassification of financial assets*

The Group determines classification of financial assets and liabilities on initial recognition. After initial recognition, no reclassification is made for financial assets which are equity instruments and financial liabilities. For financial assets which are debt instruments, a reclassification is made only if there is a change in the business model for managing those assets. Changes to the business model are expected to be infrequent. The Group's senior management determines change in the business model as a result of external or internal changes which are significant to the Group's operations. Such changes are evident to external parties. A change in the business model occurs when the Group either begins or ceases to perform an activity that is significant to its operations. If the Group reclassifies financial assets, it applies the reclassification prospectively from the reclassification date which is the first day of the immediately next reporting period following the change in business model. The Group does not restate any previously recognised gains, losses (including impairment gains or losses) or interest.

#### **Financial liabilities**

##### *Subsequent measurement*

After initial recognition, the financial liabilities, other than derivative liabilities, are subsequently measured at amortised cost using the effective interest method.

Amortised cost is calculated by considering any discount or premium on acquisition and fees or costs that are an integral part of the EIR. The effect of EIR amortisation is included as finance costs in the statement of profit and loss.

All derivative liabilities are measured at fair value through profit and loss (FVTPL).

##### *De-recognition of financial liabilities*

A financial liability is de-recognised when the obligation under the liability is discharged or cancelled or expires. When an existing financial liability is replaced by another from the same lender on substantially different terms, or the terms of an existing liability are substantially modified, such an exchange or modification is treated as the de-recognition of the original liability and the recognition of a new liability. The difference in the respective carrying amounts is recognised in the statement of profit or loss.

#### **Offsetting of financial instruments**

Financial assets and financial liabilities are offset and the net amount is reported in the balance sheet if there is a currently enforceable legal right to offset the recognised amounts and there is an intention to settle on a net basis, to realise the assets and settle the liabilities simultaneously.

## JINDAL STAINLESS LIMITED

### Summary of significant accounting policies and other explanatory information to consolidated financial statements for the year ended 31 March 2020

(All amounts in ₹ crores, unless stated otherwise)

#### (I) Impairment of financial assets

All financial assets except for those at FVTPL are subject to review for impairment at each reporting date to identify whether there is any objective evidence that a financial asset or a group of financial assets is impaired. Different criteria to determine impairment are applied for each category of financial assets.

In accordance with Ind-AS 109, the Group applies expected credit loss (ECL) model for measurement and recognition of impairment loss for financial assets carried at amortised cost.

ECL is the weighted average of difference between all contractual cash flows that are due to the Group in accordance with the contract and all the cash flows that the Group expects to receive, discounted at the original effective interest rate, with the respective risks of default occurring as the weights. When estimating the cash flows, the Group is required to consider –

- All contractual terms of the financial assets (including prepayment and extension) over the expected life of the assets.
- Cash flows from the sale of collateral held or other credit enhancements that are integral to the contractual terms.

#### *Trade receivables*

- (i) For debtors that are not past due – The Group applies approach required by Ind AS 109 'Financial Instruments', which requires lifetime expected credit losses to be recognised upon initial recognition of receivables. Lifetime ECL are the expected credit losses resulting from all possible default events over the expected life of a financial instrument.

Life time expected credit losses are assessed and accounted based on Group's historical counter party default rates and forecast of macro- economic factors, by dividing receivables that are not considered to be individually significant by reference to the business segment of the counter party and other shared credit risk characteristics to evaluate the expected credit loss. The expected credit loss estimate is then based on recent historical counter party default rates. The Group defines default as an event when the financial asset is past due for more than 365 days. This definition is based on management's expectation of the time period beyond which if a receivable is outstanding, it is an objective evidence of impairment.

- (ii) For debtors considered past due – any enhancement in the accrual done for expected credit loss on individually significant receivables is made to recognise any additional expected credit loss on amount recoverable. The Group writes off trade receivables when there is no objective evidence that such amount would not be recovered. Financial assets that are written-off are still subject to enforcement activity by the Group.

#### *Other financial assets*

For recognition of impairment loss on other financial assets and risk exposure, the Group determines whether there has been a significant increase in the credit risk since initial recognition. If the credit risk has not increased significantly since initial recognition, the Group measures the loss allowance at an amount equal to 12-month expected credit losses, else at an amount equal to the lifetime expected credit losses.

## JINDAL STAINLESS LIMITED

### Summary of significant accounting policies and other explanatory information to consolidated financial statements for the year ended 31 March 2020

(All amounts in ₹ crores, unless stated otherwise)

When making this assessment, the Group uses the change in the risk of a default occurring over the expected life of the financial asset. To make that assessment, the Group compares the risk of a default occurring on the financial asset as at the balance sheet date with the risk of a default occurring on the financial asset as at the date of initial recognition and considers reasonable and supportable information, that is available without undue cost or effort, that is indicative of significant increases in credit risk since initial recognition. The Group assumes that the credit risk on a financial asset has not increased significantly since initial recognition if the financial asset is determined to have low credit risk at the balance sheet date.

#### **(m) Post-employment and other employee benefits**

##### *Defined contribution plans*

A defined contribution plan is a plan under which the Group pays fixed contributions into an independent fund administered by the government, for example, contribution towards Employees' Provident Fund Scheme and Employees' State Insurance Scheme. The Group has no legal or constructive obligations to pay further contributions after its payment of the fixed contribution, which are recognised as an expense in the year that related employee services are received.

##### *Defined benefit plans*

The Group operates a defined benefit gratuity plan in India. The cost of providing benefits under the defined benefit plan is determined on the basis of actuarial valuation using the projected unit credit method. Gratuity fund is administered through Life Insurance Corporation of India.

Remeasurements, comprising of actuarial gains and losses, excluding amounts included in net interest on the net defined benefit liability are recognized immediately in the balance sheet with a corresponding debit or credit to retained earnings through OCI in the period in which they occur. Remeasurements are not reclassified to profit or loss in subsequent periods

#### **Other employee benefits**

##### *Long-term employee benefits: Compensated absences*

Liability in respect of compensated absences becoming due or expected to be availed within one year from the balance sheet date is recognised on the basis of undiscounted value of estimated amount required to be paid or estimated value of benefit expected to be availed by the employees. Liability in respect of compensated absences becoming due or expected to be availed more than one year after the balance sheet date is estimated based on an actuarial valuation performed by an independent actuary using the projected unit credit method.

Actuarial gains and losses arising from past experience and changes in actuarial assumptions are charged to statement of profit and loss in the year in which such gains or losses are determined.

##### *Other short-term benefits*

Expense in respect of other short-term benefits is recognized on the basis of amount paid or payable for the period during which services are rendered by the employees.

## JINDAL STAINLESS LIMITED

### Summary of significant accounting policies and other explanatory information to consolidated financial statements for the year ended 31 March 2020

(All amounts in ₹ crores, unless stated otherwise)

#### (n) Provisions, contingent assets and contingent liabilities

Provisions are recognized only when there is a present obligation, as a result of past events and when a reliable estimate of the amount of obligation can be made at the reporting date. These estimates are reviewed at each reporting date and adjusted to reflect the current best estimates.

If the effect of the time value of money is material, provisions are discounted to reflect its present value using a current pre-tax rate that reflects the current market assessments of the time value of money and the risks specific to the obligation. When provisions are discounted, the increase in the provision due to the passage of time is recognised as a finance cost.

Contingent liability is disclosed for:

- Possible obligations which will be confirmed only by future events not wholly within the control of the Group or
- Present obligations arising from past events where it is not probable that an outflow of resources will be required to settle the obligation or a reliable estimate of the amount of the obligation cannot be made.

Contingent assets are neither recognized nor disclosed except when realization of income is virtually certain, related asset is disclosed.

#### (o) Earnings per share

Basic earnings per share is calculated by dividing the net profit or loss for the period attributable to equity shareholders (after deducting attributable taxes) by the weighted average number of equity shares outstanding during the period. The weighted average number of equity shares outstanding during the period is adjusted for events including a bonus issue.

For the purpose of calculating diluted earnings per share, the net profit or loss for the period attributable to equity shareholders and the weighted average number of shares outstanding during the period are adjusted for the effects of all dilutive potential equity shares.

Potential ordinary shares shall be treated as dilutive when, and only when, their conversion to ordinary shares would decrease earnings per share or increase loss per share from continuing operations.

#### (p) Taxes

##### *Current Income Tax*

Current income tax assets and liabilities are measured at the amount expected to be recovered from or paid to the taxation authorities. The tax rates and tax laws used to compute the amount are those that are enacted or substantively enacted, at the reporting date in the countries where the Group operates and generates taxable income.

Current income tax relating to items recognised outside profit or loss is recognised outside profit or loss (either in other comprehensive income or in equity). Current tax items are recognised in correlation to the underlying transaction either in OCI or directly in equity. Management periodically evaluates positions taken in the tax returns with respect to situations in which applicable tax regulations are subject to interpretation and establishes provisions where appropriate.

## JINDAL STAINLESS LIMITED

### Summary of significant accounting policies and other explanatory information to consolidated financial statements for the year ended 31 March 2020

(All amounts in ₹ crores, unless stated otherwise)

#### *Deferred tax*

Deferred tax is provided using the liability method on temporary differences between the tax bases of assets and liabilities and their carrying amounts for financial reporting purposes at the reporting date.

Deferred tax liabilities are recognised for all taxable temporary differences. Deferred tax assets are recognised for all deductible temporary differences and any unused tax losses. Deferred tax assets are recognised to the extent that it is probable that taxable profit will be available against which the deductible temporary differences, and the carry forward of unused tax credits and unused tax losses can be utilized. Deferred tax is measured based on the tax rates and the tax laws enacted or substantively enacted at the balance sheet date. The carrying amount of deferred tax assets are reviewed at each balance sheet date and derecognized to the extent it is no longer probable that sufficient future taxable profits will be available against which such deferred tax assets can be realized.

Deferred tax relating to items recognized outside profit or loss is recognized outside profit or loss (either in other comprehensive income or in equity). Deferred tax items are recognized in correlation to the underlying transaction either in OCI or directly in equity.

Deferred tax assets and deferred tax liabilities are offset if a legally enforceable right exists to set off current tax assets against current tax liabilities and the deferred taxes relate to the same taxable entity and the same taxation authority.

Minimum Alternate Tax ('MAT') credit is recognized as an asset only when and to the extent it is probable that the Group will pay normal income tax during the specified period. In the year in which MAT credit becomes eligible to be recognized as an asset, the said asset is created by way of a credit to the Statement of profit and loss and shown as MAT credit entitlement. The Group reviews the same at each balance sheet date and writes down the carrying amount of MAT credit entitlement to the extent it is not probable that the Group will pay normal income tax during the specified period.

#### **(q) Government grants and subsidies**

Government grants are recognised where there is reasonable assurance that the grant will be received, and all attached conditions will be complied with.

When the grant or subsidy relates to revenue, it is recognised as income on a systematic basis in the statement of profit and loss over the periods necessary to match them with the related costs, which they are intended to compensate. Where the grant relates to an asset, it is recognised as deferred income and released to income in equal amounts over the expected useful life of the related asset.

#### **(r) Segment reporting**

Operating segments are reported in a manner consistent with the internal reporting provided to the chief operating decision maker.

#### *Identification of segments:*

In accordance with Ind AS 108 – Operating Segment, the operating segments used to present segment information are identified based on information reviewed by the Group's management to allocate resources to the segments and assess their performance. An operating segment is a component of the Group that engages in business activities from which it earns revenues and incurs expenses, including revenues and expenses that relate to transactions with any of the Group's other components. Results of the operating segments are reviewed regularly by the management team which has been identified as the chief operating decision maker (CODM), to make decisions about resources to be allocated to the segment and assess its performance and for which discrete financial information is available.



## JINDAL STAINLESS LIMITED

### Summary of significant accounting policies and other explanatory information to consolidated financial statements for the year ended 31 March 2020

(All amounts in ₹ crores, unless stated otherwise)

#### *Allocation of common costs:*

Common allocable costs are allocated to each segment accordingly to the relative contribution of each segment to the total common costs.

#### *Unallocated items:*

Unallocated items include general corporate income and expense items which are not allocated to any business segment.

#### *Segment accounting policies*

The Group prepares its segment information in conformity with the accounting policies adopted for preparing and presenting the financial results of the Group as a whole.

#### **(s) Cash and cash equivalents**

Cash and cash equivalents comprise cash in hand, demand deposits with banks/corporations and short-term highly liquid investments (original maturity less than 3 months) that are readily convertible into known amount of cash and are subject to an insignificant risk of change in value.

#### **(t) Exceptional items**

On certain occasions, the size, type or incidence of an item of income or expense, pertaining to the ordinary activities of the Group is such that its disclosure improves the understanding of the performance of the Group. Such income or expense is classified as an exceptional item and accordingly, disclosed in the notes to the consolidated financial statements.

#### **(v) Significant management judgement in applying accounting policies and estimation uncertainty**

The following are the critical judgments and the key estimates concerning the future that management has made in the process of applying the Group's accounting policies and that may have the most significant effect on the amounts recognised in the consolidated financial statements or that have a significant risk of causing a material adjustment to the carrying amounts of assets and liabilities within the next financial year.

**Allowance for expected credit losses** – The allowance for doubtful debts reflects management's estimate of losses inherent in its credit portfolio. This allowance is based on Group's estimate of the losses to be incurred, which derives from past experience with similar receivables, current and historical past due amounts, dealers termination rates, write-offs and collections, the careful monitoring of portfolio credit quality and current and projected economic and market conditions. The Group has also considered estimates of possible effect from the pandemic relating to COVID-19. Should the present economic and financial situation persist or even worsen, there could be a further deterioration in the financial situation of the Group's debtors compared to that already taken into consideration in calculating the allowances recognised in the consolidated financial statements.

**Recognition of deferred tax assets** - The extent to which deferred tax assets can be recognised is based on an assessment of the probability of the future taxable income against which the deferred tax assets can be utilised.

**Evaluation of indicators for impairment of assets** – The evaluation of applicability of indicators of impairment of assets requires assessment of several external and internal factors which could result in deterioration of recoverable amount of the assets.

## JINDAL STAINLESS LIMITED

### Summary of significant accounting policies and other explanatory information to consolidated financial statements for the year ended 31 March 2020

*(All amounts in ₹ crores, unless stated otherwise)*

**Provisions** – At each balance sheet date basis the management judgment, changes in facts and legal aspects, the Group assesses the requirement of provisions against the outstanding contingent liabilities. However, the actual future outcome may be different from this judgement.

**Useful lives of depreciable/amortisable assets** – Management reviews its estimate of the useful lives of depreciable/amortisable assets at each reporting date, based on the expected utility of the assets. Uncertainties in these estimates relate to technical and economic obsolescence that may change the utility of assets.

**Defined benefit obligation (DBO)** – Management's estimate of the DBO is based on a number of critical underlying assumptions such as standard rates of inflation, mortality, discount rate and anticipation of future salary increases. Variation in these assumptions may significantly impact the DBO amount and the annual defined benefit expenses.

**Fair value measurements** – Management applies valuation techniques to determine the fair value of financial instruments (where active market quotes are not available). This involves developing estimates and assumptions consistent with how market participants would price the instrument.

**Contingent liabilities** – The Group is the subject of legal proceedings and tax issues covering a range of matters, which are pending in various jurisdictions. Due to the uncertainty inherent in such matters, it is difficult to predict the final outcome of such matters. The cases and claims against the Group often raise difficult and complex factual and legal issues, which are subject to many uncertainties, including but not limited to the facts and circumstances of each particular case and claim, the jurisdiction and the differences in applicable law. In the normal course of business management consults with legal counsel and certain other experts on matters related to litigation and taxes. The Group accrues a liability when it is determined that an adverse outcome is probable and the amount of the loss can be reasonably estimated.

#### **(vi) Standards issued but not yet effective**

Ministry of Corporate Affairs ("MCA") notifies new standard or amendments to the existing standards. There is no such notification which would have been applicable from 1 April 2020.

**JINDAL STAINLESS LIMITED**

Summary of significant accounting policies and other explanatory information to consolidated financial statements for the year ended 31 March 2020  
(All amounts in ₹ crores, unless otherwise stated)

**2 Property, plant and equipment**

Particulars	Owned Assets									Right-of-use assets#		Total
	Freehold land *	Buildings **	Plant and Machinery ***	Railway siding	Electric installation	Vehicles	Furniture and Fixtures	Office equipment	Power line and bay extension	Leasehold land	Plant and Machinery	
<b>Gross carrying amount</b>												
As at 01 April 2018	322.79	1,113.82	5,305.29	113.82	121.18	13.60	3.37	13.77	9.19	439.98	-	7,456.81
Additions	0.61	22.73	274.82	4.42	17.94	1.50	2.76	1.58	-	0.03	-	326.39
Disposal	-	-	(10.54)	-	-	(1.16)	-	(0.01)	-	-	-	(11.71)
Translation difference	5.18	2.24	19.76	-	-	0.33	-	0.65	-	-	-	28.16
As at 31 March 2019	328.58	1,138.79	5,589.33	118.24	139.12	14.27	6.13	15.99	9.19	440.01	-	7,799.65
Additions	0.05	5.84	159.47	-	1.61	2.18	0.53	0.89	-	-	-	170.57
Transition impact of Ind AS 116	-	-	-	-	-	-	-	-	-	5.65	76.00	81.65
Disposal	-	-	(43.62)	-	-	(0.01)	-	-	-	-	-	(43.63)
Translation difference	8.32	3.67	32.76	-	-	0.58	0.02	1.17	-	-	-	46.52
As at 31 March 2020	336.95	1,148.30	5,737.94	118.24	140.73	17.02	6.68	18.05	9.19	445.66	76.00	8,054.76
<b>Accumulated depreciation</b>												
As at 01 April 2018	-	111.58	950.00	15.03	20.94	5.77	0.70	12.03	1.65	15.95	-	1,133.65
Depreciation charge	-	33.34	286.33	7.45	7.41	1.95	0.46	0.82	0.55	5.36	-	343.67
Disposal	-	-	(8.15)	-	-	(0.69)	-	(0.01)	-	-	-	(8.85)
Translation difference	-	1.22	13.95	-	-	0.17	-	0.65	-	-	-	15.99
As at 31 March 2019	-	146.14	1,242.13	22.48	28.35	7.20	1.16	13.49	2.20	21.31	-	1,484.46
Depreciation charge	-	34.09	349.92	7.54	8.70	1.83	0.65	0.80	0.55	5.44	7.05	416.57
Disposal	-	-	(22.35)	-	-	(0.67)	-	(0.01)	-	-	-	(23.03)
Translation difference	-	2.31	24.63	-	-	0.32	0.01	1.12	-	-	-	28.39
As at 31 March 2020	-	182.54	1,594.33	30.02	37.05	8.68	1.82	15.40	2.75	26.75	7.05	1,906.39

**JINDAL STAINLESS LIMITED**

**Summary of significant accounting policies and other explanatory information to consolidated financial statements for the year ended 31 March 2020**

(All amounts in ₹ crores, unless otherwise stated)

Particulars	Owned Assets									Right-of-use assets#		Total
	Freehold land *	Buildings **	Plant and Machinery ***	Railway siding	Electric installation	Vehicles	Furniture and Fixtures	Office equipment	Power line and bay extension	Leasehold land	Plant and Machinery	
<b>Net carrying amount</b>												
As at 31 March 2019	328.58	992.65	4,347.20	95.76	110.77	7.07	4.97	2.50	6.99	418.70	-	6,315.19
As at 31 March 2020	336.95	965.76	4,143.61	88.22	103.68	8.34	4.86	2.65	6.44	418.91	68.95	6,148.37

\* Gross carrying amount includes ₹ 16.78 crores (previous year ₹ 16.78 crores) jointly owned with other body corporate with 50% share.

\*\* Gross carrying amount includes ₹ 1.17 crores (previous year ₹ 1.17 crores) jointly owned with other body corporate with 50% share.

\*\*\* Additions include ₹ 17.40 crores (previous year ₹ 33.98 crores) on account of exchange difference on foreign currency loans

# Refer note 42 for disclosure pertaining to leases.

**(i) Contratual obligations**

Refer note 36 for disclosures of contractual commitments for the acquisition of property, plant and equipment.

**(ii) Property, plant and equipment pledged as security**

Refer note 44 and 15 for information on property, plant and equipment pledged as security by the Group.

**2A** The Group has capital work-in-progress amounting to ₹ 12.58 crores as at 31 March 2020 (previous year: ₹ 23.50 crores)

**JINDAL STAINLESS LIMITED**

Summary of significant accounting policies and other explanatory information to consolidated financial statements for the year ended 31 March 2020

(All amounts in ₹ crores, unless otherwise stated)

<b>3</b>	<b>Other intangible assets</b>			
	<b>Particulars</b>	<b>Computer software</b>	<b>Mining development expense (stripping cost)</b>	<b>Total</b>
	<b>Gross carrying amount</b>			
	<b>As at 01 April 2018</b>	<b>30.59</b>	<b>14.38</b>	<b>44.97</b>
	Additions	19.90	-	<b>19.90</b>
	Disposal	(1.86)	-	<b>(1.86)</b>
	<b>As at 31 March 2019</b>	<b>48.63</b>	<b>14.38</b>	<b>63.01</b>
	Additions	11.21	-	<b>11.21</b>
	Disposal	-	-	-
	Translation difference	0.05	-	<b>0.05</b>
	<b>As at 31 March 2020</b>	<b>59.89</b>	<b>14.38</b>	<b>74.27</b>
	<b>Accumulated amortisation</b>			
	<b>As at 01 April 2018</b>	<b>17.11</b>	<b>8.65</b>	<b>25.76</b>
	Amortisation charge	4.15	3.68	<b>7.83</b>
	<b>As at 31 March 2019</b>	<b>21.26</b>	<b>12.33</b>	<b>33.59</b>
	Amortisation charge	7.85	0.74	<b>8.59</b>
	Translation difference	-	-	-
	<b>As at 31 March 2020</b>	<b>29.11</b>	<b>13.07</b>	<b>42.18</b>
	<b>Net carrying amount</b>			
	<b>As at 31 March 2019</b>	<b>27.37</b>	<b>2.05</b>	<b>29.42</b>
	<b>As at 31 March 2020</b>	<b>30.78</b>	<b>1.31</b>	<b>32.09</b>

**3A** The Group has intangible assets under development amounting to ₹ 2.40 crores as at 31 March 2020 (previous year: ₹ 5.64 crores)

**JINDAL STAINLESS LIMITED**

Summary of significant accounting policies and other explanatory information to consolidated financial statements for the year ended 31 March 2020

(All amounts in ₹ crores, unless otherwise stated)

4	Investments	As at 31 March 2020			As at 31 March 2019		
		Nos.	Face Value (₹)	Amount	Nos.	Face Value (₹)	Amount
I	<b>Non-current investments</b>						
A	<b>Investment accounted for using equity method</b>						
(i)	<b>Investment in associate companies carried at cost (unquoted)</b>						
	Jindal Stainless Corporate Management Services Private Limited	5,000	10	4.16	5,000	10	2.92
	Jindal United Steel Limited #	99,098,577	10	92.95	58,166,145	10	58.15
	Jindal Coke Limited	8,432,372	10	57.78	8,432,372	10	60.85
				<b>154.89</b>			<b>121.92</b>
(ii)	<b>Investment in 10 % Non-cumulative non-convertible redeemable preference shares (equity portion) of associate companies carried at cost (unquoted) *</b>						
	Jindal United Steel Limited #			75.88			75.88
	Jindal Coke Limited			79.31			79.31
				155.19			155.19
	<b>Total (A)</b>			<b>310.08</b>			<b>277.11</b>
B	<b>Other Non-current investments</b>						
B.1	<b>Investment in other companies-carried at fair value through other comprehensive income (unquoted)</b>						
	MJSJ Coal Limited	8,559,000	10	8.47	8,559,000	10	8.47
	Jindal Synfuels Limited	100,000	10	0.10	100,000	10	0.10
	Arian Resources Corporation	111,102		0.01	111,102		0.01
	<b>Total (B.1)</b>			<b>8.58</b>			<b>8.58</b>
B.2	<b>Investment in preference shares of associate companies</b>						
(i)	<b>0.01 % Non-cumulative compulsorily convertible preference shares carried at cost</b>						
	Jindal Coke Limited	17,617,568	10	17.62	17,617,568	10.00	17.62
	Jindal United Steel Limited #	75,951,363	10	75.95	116,883,795	10.00	116.88
				<b>93.57</b>			<b>134.50</b>

**JINDAL STAINLESS LIMITED**

Summary of significant accounting policies and other explanatory information to consolidated financial statements for the year ended 31 March 2020

(All amounts in ₹ crores, unless otherwise stated)

	Investments	As at 31 March 2020			As at 31 March 2019		
		Nos.	Face Value (₹)	Amount	Nos.	Face Value (₹)	Amount
(ii)	<b>10 % Non-Cumulative non-convertible redeemable preference shares carried at amortised cost *</b>						
	Jindal Coke Limited	91,647,073	10	17.06	91,647,073	10	15.81
	Jindal United Steel Limited #	87,673,311	10	16.74	87,673,311	10	15.12
				<b>33.80</b>			<b>30.93</b>
	<b>Total (B.2)</b>			<b>127.37</b>			<b>165.44</b>
<b>B.3</b>	<b>Investment in government or securities carried at amortised cost</b>						
	8.57% Andhra Pradesh SDL 2020			-	220,000	100	2.31
	<b>Total (B.3)</b>			-			<b>2.31</b>
	<b>Total (B.1+B.2+B.3)</b>			<b>135.90</b>			<b>176.33</b>
<b>II</b>	<b>Current investments</b>						
<b>A</b>	<b>Investment in equity instruments - carried at fair value through profit or loss (quoted)</b>						
	Hotel Leela Ventures Limited	90,000	2	0.03	90,000	2	0.10
	Central Bank of India	7,247	10	0.01	7,247	10	0.02
	Adani Ports and Special Economic Zone Limited	7,355	2	0.18	7,355	2	0.28
	<b>Total</b>			<b>0.22</b>			<b>0.40</b>
<b>B</b>	<b>Investment in government or securities carried at amortised cost</b>						
	8.57% Andhra Pradesh SDL 2020	220,000	100	2.31			-
	<b>Total</b>			<b>2.31</b>			-
	<b>Aggregate amount of unquoted investments</b>			<b>138.21</b>			<b>176.33</b>
	<b>Aggregate amount and market value of quoted investments</b>			<b>0.22</b>			<b>0.40</b>

\* In terms of Composite Scheme of Arrangement (Refer note 34), Jindal Coke Limited and Jindal United Steel Limited issued 10% non cumulative non convertible redeemable preference shares to the Holding Company. The difference between the fair value of such preference shares upon initial recognition and the amount of settlement as per the said scheme, has been accounted as deemed equity contribution and has been classified as investment in equity instrument.

**JINDAL STAINLESS LIMITED****Summary of significant accounting policies and other explanatory information to consolidated financial statements for the year ended 31 March 2020****(All amounts in ₹ crores, unless otherwise stated)**

# The management of the Company reviewed the carrying amount of its investment in its associate company, Jindal United Stainless Limited ('JUSL') and the carrying amount of net assets of the subsidiary company, PT. Jindal Stainless Indonesia ('PTJSI') as at 31 March 2020. The management observed the existence of certain indicators of impairment and accordingly appointed an independent valuation specialist to assess the recoverable amount of the investment/net assets by comparing the value in use and carrying amount of the investment/net assets as on the reporting date.

The independent valuation specialist concluded that there is no impairment in the carrying amount of investment/net assets.

5	Loans	Non-current		Current	
		As at 31 March 2020	As at 31 March 2019	As at 31 March 2020	As at 31 March 2019
	Loans receivables considered good - Unsecured				
	Security deposits	26.57	28.25	5.17	7.87
	Other loans*	78.69	10.70	-	-
	<b>Total</b>	<b>105.26</b>	<b>38.95</b>	<b>5.17</b>	<b>7.87</b>
	* includes loan to related party				

Refer note 47 for disclosure of fair values in respect of financial assets measured at amortised cost and assessment of expected credit losses.

6	Other financial assets	Non-current		Current	
		As at 31 March 2020	As at 31 March 2019	As at 31 March 2020	As at 31 March 2019
	Receivables from related party	-	-	-	73.48
	Derivative asset (foreign exchange forward contracts)	-	-	30.83	32.97
	Bank deposits with remaining maturity of more than 12 months	2.24	0.43	-	-
	Export benefit receivables	-	-	26.03	21.04
	Other receivables	-	-	21.46	9.76
	<b>Total</b>	<b>2.24</b>	<b>0.43</b>	<b>78.32</b>	<b>137.25</b>

Refer note 44 for information on other financial assets pledged as security by the Group.

Refer note 47 for disclosure of fair values in respect of financial assets measured at amortised cost and assessment of expected credit losses.



**JINDAL STAINLESS LIMITED**
**Summary of significant accounting policies and other explanatory information to consolidated financial statements for the year ended 31 March 2020**
**(All amounts in ₹ crores, unless otherwise stated)**

7	Other assets	Non-current		Current	
		As at 31 March 2020	As at 31 March 2019	As at 31 March 2020	As at 31 March 2019
	Capital advances	18.90	18.45	-	-
	Prepaid expenses	7.98	9.56	-	10.15
	Advances to vendors	-	-	106.95	108.52
	Balances with statutory authorities	48.86	8.20	117.25	113.64
	Other assets	-	-	3.25	2.31
	<b>Total</b>	<b>75.74</b>	<b>36.21</b>	<b>227.45</b>	<b>234.62</b>

8	Inventories	As at	As at
		31 March 2020	31 March 2019
	Raw materials [Including goods-in-transit ₹ 419.04 crores (previous year ₹ 286.91 crores)] *	724.05	511.23
	Work-in-progress	1,010.93	1,024.29
	Finished goods [Including goods-in-transit ₹ 50.05 crores (previous year ₹ 38.05 crores)] *	713.57	577.79
	Stock-in-trade [Including goods-in-transit ₹ Nil crores (previous year ₹ 6.09 crores)]	5.36	11.81
	Store and spares [Including goods-in-transit ₹ 18.37 crores (previous year ₹ 16.93 crores)]	285.07	289.49
	<b>Total</b>	<b>2,738.98</b>	<b>2,414.61</b>

\* Write-downs of inventories to net realisable value on account of slow moving and obsolete items amounted to ₹ 3.94 crores (31 March 2019 : ₹ 7.39 crores). These were recognized as an expense during the year and were included in 'changes in inventories of finished goods, stock-in-trade and work-in-progress' in Statement of Profit and Loss. Refer note 44 and 15 for information on inventories pledged as security by the Group.

9	Trade receivables (Unsecured)	As at	As at
		31 March 2020	31 March 2019
	Trade receivables considered good	705.19	919.38
	Trade receivables - credit impaired	11.06	11.59
	<b>Total</b>	<b>716.25</b>	<b>930.97</b>
	Less : Provision for impairment	(11.06)	(11.59)
		<b>705.19</b>	<b>919.38</b>

Refer note 47 (C.1)(b)(ii) for details of expected credit loss for trade receivables under simplified approach  
Refer note 47 for disclosure of fair values in respect of financial assets measured at amortised cost and assessment of expected credit losses.  
Refer note 44 and 15 for information on trade receivables pledged as security by the Group.

**JINDAL STAINLESS LIMITED****Summary of significant accounting policies and other explanatory information to consolidated financial statements for the year ended 31 March 2020****(All amounts in ₹ crores, unless otherwise stated)**

<b>10</b>	<b>Cash and cash equivalents</b>	<b>As at 31 March 2020</b>	<b>As at 31 March 2019</b>
	Balances with banks	27.11	0.74
	Balances with banks in foreign currency	0.02	22.77
	Bank deposits with original maturity of less than three months *	5.52	11.91
	Cheques on hand/remittances in transit	7.40	0.81
	Cash on hand	0.16	0.10
	<b>Total</b>	<b>40.21</b>	<b>36.33</b>

\* The Holding Company has also created bank deposit of ₹ 0.80 crores (previous year ₹ Nil) for Debenture Redemption Reserve.

Refer note 47 for disclosure of fair values in respect of financial assets measured at amortised cost and assessment of expected credit losses.

Refer note 44 for information on Cash and cash equivalents pledged as security by the Group.

<b>11</b>	<b>Other bank balances</b>	<b>As at 31 March 2020</b>	<b>As at 31 March 2019</b>
	Bank deposits with original maturity of more than three month but residual maturity of less than twelve months*	28.45	8.89
	<b>Total</b>	<b>28.45</b>	<b>8.89</b>

\* ₹ 22.05 crores (previous year ₹ 2.10 crores) is under lien with banks. The Holding Company has also created bank deposit of ₹ 6.40 crores (previous year ₹ 6.03 crores) for Debenture Redemption Reserve.

Refer note 47 for disclosure of fair values in respect of financial assets measured at amortised cost and assessment of expected credit losses.

<b>12</b>	<b>Income tax assets (net)</b>	<b>Non-current</b>		<b>Current</b>	
		<b>As at 31 March 2020</b>	<b>As at 31 March 2019</b>	<b>As at 31 March 2020</b>	<b>As at 31 March 2019</b>
	Prepaid taxes [net of provision for tax]	26.46	31.12	-	21.25
	<b>Total</b>	<b>26.46</b>	<b>31.12</b>	<b>-</b>	<b>21.25</b>

**JINDAL STAINLESS LIMITED****Summary of significant accounting policies and other explanatory information to consolidated financial statements for the year ended 31 March 2020****(All amounts in ₹ crores, unless otherwise stated)**

<b>13</b>	<b>Equity share capital</b>	<b>As at 31 March 2020</b>	<b>As at 31 March 2019</b>
	<b>Authorised</b>		
	605,000,000 (previous year 605,000,000) Equity Shares of ₹ 2 each	121.00	121.00
	170,000,000 (previous year 170,000,000) Preference Shares of ₹ 2 each	34.00	34.00
		<b>155.00</b>	<b>155.00</b>
	<b>Issued, subscribed and paid-up</b>		
	487,234,600 (previous year 479,221,660) Equity Shares of ₹ 2 each fully paid up	97.45	95.84
		<b>97.45</b>	<b>95.84</b>

<b>A</b>	<b>Reconciliation of the number of equity shares outstanding at the beginning and at the end of the reporting year</b>	<b>As at 31 March 2020</b>	<b>As at 31 March 2019</b>
		<b>No. of Shares</b>	<b>No. of Shares</b>
	Shares outstanding at the beginning of the year	479,221,660	479,221,660
	<b>Shares issued during the year</b>		
	Allotment of equity shares on preferential basis (refer note (i) below)	8,012,940	-
	<b>Shares outstanding at the end of the year</b>	<b>487,234,600</b>	<b>479,221,660</b>

- (i) During the year ended 31 March 2020, the Holding Company allotted 8,012,940 equity shares having face value of ₹ 2 each ("Equity Shares") to a promoter group entity (JSL Limited) on preferential basis at a price of ₹ 35.65 (including premium of ₹ 33.65) per share, aggregating to ₹ 28.57 crores.
- (ii) As on 31 March 2020, 8,802,167 GDSs (previous year 8,802,167 GDSs) with 17,604,334 underlying equity shares (previous year 17,604,334 equity shares) were outstanding. Each GDS represents 2 underlying equity shares of the Holding Company.

**B Terms/rights attached to equity shares**

The Holding Company has only one class of equity shares having a face value of ₹ 2 per share. Each shareholder is eligible for one vote per equity share held [other than the shares represented by Regulation S Global Depository Shares (the "GDSs") issued by the Holding Company whose voting rights are subject to certain conditions and procedure as prescribed under the Regulation S Deposit Agreement]. The Holding Company declares and pays dividends in Indian rupees. The dividend proposed, if any, by the Board of Directors is subject to the approval of the shareholders in the ensuing Annual General Meeting and also has equal right in distribution of Profit/Surplus in proportions to the number of equity shares held by the shareholders.

**JINDAL STAINLESS LIMITED****Summary of significant accounting policies and other explanatory information to consolidated financial statements for the year ended 31 March 2020**

(All amounts in ₹ crores, unless otherwise stated)

**C Equity shares in the Holding Company held by each shareholder holding more than 5% equity shares are as under**

Name of the shareholder	As at 31 March 2020		As at 31 March 2019	
	No. of Equity Shares	% holding	No. of Equity Shares	% holding
JSL Overseas Holding Limited	70,995,424	14.57	70,995,424	14.81
Jindal Stainless (Hisar) Limited	168,284,309	34.54	168,284,309	35.12

**D** During the five years immediately preceding 31 March 2020, in the year ended 31 March 2017, the Holding Company issued 168,284,309 equity shares to Jindal stainless (Hisar) Limited in terms of the composite scheme of arrangement referred to in note 34. In the aforementioned period of five years, the Holding Company has neither allotted any bonus shares nor have any shares been bought back.**E Optionally convertible redeemable preference shares**

During the year ended 31 March 2018, the Holding Company had allotted 142,830,637 0.01% Optionally Convertible Redeemable Preference Shares having face value of ₹ 2 each ("OCRPS") to the lenders of the Holding Company upon conversion of the Funded Interest Term Loan I and the Funded Interest Term Loan II at a price of ₹ 39.10 (including premium of ₹ 37.10) per OCRPS aggregating to ₹ 558.47 crores, on the terms as approved by the Board of Directors of the Company (Refer note 15 and 38).

During the year ended 31 March 2020, the Holding Company has redeemed the aforementioned OCRPS issued to the lenders at a price of ₹ 39.10/- per share (including premium of ₹ 37.10/- per share) aggregating to ₹ 558.47 crores.

14	Other equity		
A	Amalgamation Reserve		
This reserve was created in accordance with an approved scheme of amalgamation between Jindal Stainless Limited, Austenitic Creations Pvt Limited and J-Inox Creations Pvt Limited with effect from 1 April 2003.			
	Particulars	Year ended 31 March 2020	Year ended 31 March 2019
	Balance at the beginning of the year	1.22	1.22
	<b>Balance at the end of the year</b>	<b>1.22</b>	<b>1.22</b>

B	Foreign currency monetary items translation difference account		
This reserve represents unamortised foreign exchange differences arising on translation of long-term foreign currency monetary items.			
	Particulars	Year ended 31 March 2020	Year ended 31 March 2019
	Balance at the beginning of the year	(15.75)	-
	Add: Accumulated during the year	(10.09)	(25.09)
	Less : Amortised during the year	14.51	9.34
	<b>Balance at the end of the year</b>	<b>(11.33)</b>	<b>(15.75)</b>

**JINDAL STAINLESS LIMITED****Summary of significant accounting policies and other explanatory information to consolidated financial statements for the year ended 31 March 2020****(All amounts in ₹ crores, unless otherwise stated)**

<b>C</b>	<b>Debenture redemption reserve</b>		
As at 31 March 2020, the Holding Company has earmarked a portion of its distributable profits for redemption of its outstanding debentures. Till 31 March 2019, such reserve was carried in terms of the requirements of the Companies Act, 2013.			
	<b>Particulars</b>	<b>Year ended 31 March 2020</b>	<b>Year ended 31 March 2019</b>
	Balance at the beginning of the year	32.07	51.69
	Less : Transferred during the year to retained earnings	7.65	19.62
	<b>Balance at the end of the year</b>	<b>24.42</b>	<b>32.07</b>

<b>D</b>	<b>Securities premium</b>		
Represents the amount received in excess of par value of securities.			
	<b>Particulars</b>	<b>Year ended 31 March 2020</b>	<b>Year ended 31 March 2019</b>
	Balance at the beginning of the year	1,053.91	1,053.91
	Add : Securities premium received on issue of equity shares on preferential basis	26.97	-
	<b>Balance at the end of the year</b>	<b>1,080.88</b>	<b>1,053.91</b>

<b>E</b>	<b>Capital Redemption Reserve</b>		
Capital redemption reserve represents reserves created as per provisions of section 80 of Companies Act, 1956 on redemption of 10.5% Redeemable Cumulative Non Convertible Preference Shares in the financial year 2003-04.			
	<b>Particulars</b>	<b>Year ended 31 March 2020</b>	<b>Year ended 31 March 2019</b>
	Balance at the beginning of the year	20.00	20.00
	<b>Balance at the end of the year</b>	<b>20.00</b>	<b>20.00</b>

<b>F</b>	<b>Retained earnings</b>		
Represents the undistributed surplus of the Group			
	<b>Particulars</b>	<b>Year ended 31 March 2020</b>	<b>Year ended 31 March 2019</b>
	Balance at the beginning of the year	1,352.01	1,187.89
	Add: Profit for the year	71.32	142.38
	Add : Re-measurements of defined employee benefit plans (net of tax)	(0.72)	0.11
	Add: Transfer from debenture redemption reserve	7.65	19.62
	Add: Others	-	1.43
	Add: Transferred from revaluation reserve to retained earnings	-	0.58
	<b>Balance at the end of the year</b>	<b>1,430.26</b>	<b>1,352.01</b>

**JINDAL STAINLESS LIMITED**
**Summary of significant accounting policies and other explanatory information to consolidated financial statements for the year ended 31 March 2020**
**(All amounts in ₹ crores, unless otherwise stated)**

<b>G</b>	<b>Foreign currency translation reserve</b>		
This represents amount arising due to foreign currency translation differences while consolidating foreign operations			
	<b>Particulars</b>	<b>Year ended 31 March 2020</b>	<b>Year ended 31 March 2019</b>
	Balance at the beginning of the year	(12.47)	(10.01)
	Add : Other comprehensive income for the year (net of tax)	8.16	(2.46)
	<b>Balance at the end of the year</b>	<b>(4.31)</b>	<b>(12.47)</b>

<b>H</b>	<b>Revaluation reserve</b>		
This represents revaluation gain against revaluation of land, building and plant & machinery.			
	<b>Particulars</b>	<b>Year ended 31 March 2020</b>	<b>Year ended 31 March 2019</b>
	Balance at the beginning of the year	64.28	64.86
	Add: Deferred tax liability on revaluation reserve reversed	14.76	-
	Less: Transferred from revaluation reserve to retained earnings	-	(0.58)
	<b>Balance at the end of the year</b>	<b>79.04</b>	<b>64.28</b>

<b>I</b>	<b>Other comprehensive income - share of associates</b>		
	<b>Particulars</b>	<b>Year ended 31 March 2020</b>	<b>Year ended 31 March 2019</b>
	Balance at the beginning of the year	(0.29)	(0.20)
	Add : Other comprehensive income for the year (net of tax)	(0.10)	(0.09)
	<b>Balance at the end of the year</b>	<b>(0.39)</b>	<b>(0.29)</b>
	<b>Total of other equity</b>	<b>2,619.79</b>	<b>2,494.98</b>

<b>15</b>	<b>Borrowings</b>	<b>Non-current</b>		<b>Current</b>	
		<b>As at 31 March 2020</b>	<b>As at 31 March 2019</b>	<b>As at 31 March 2020</b>	<b>As at 31 March 2019</b>
<b>I</b>	<b>Secured</b>				
<b>A</b>	<b>Debentures</b>				
<b>(i)</b>	Redeemable non-convertible debentures	452.08	97.68	45.60	28.80
		<b>452.08</b>	<b>97.68</b>	<b>45.60</b>	<b>28.80</b>
<b>B</b>	<b>Term loans</b>				
<b>(i)</b>	<b>From banks</b>				
	Rupee term loans	1,297.80	1,053.54	170.42	133.62
	Foreign currency loans	-	252.87	276.34	252.87
<b>(ii)</b>	<b>From others (Non banking financial companies)</b>				
	Rupee term loans	58.32	137.05	39.98	65.05
		<b>1,356.12</b>	<b>1,443.46</b>	<b>486.74</b>	<b>451.54</b>

**JINDAL STAINLESS LIMITED**

Summary of significant accounting policies and other explanatory information to consolidated financial statements for the year ended 31 March 2020  
(All amounts in ₹ crores, unless otherwise stated)

	Borrowings	Non-current		Current	
		As at 31 March 2020	As at 31 March 2019	As at 31 March 2020	As at 31 March 2019
<b>C</b>	<b>Funded interest term loans</b>				
	From others	7.37	16.63	9.26	9.90
		<b>7.37</b>	<b>16.63</b>	<b>9.26</b>	<b>9.90</b>
	<b>Total</b>	<b>1,815.57</b>	<b>1,557.77</b>	<b>541.60</b>	<b>490.24</b>
<b>II</b>	<b>Unsecured</b>				
<b>A</b>	0.01% Optionally convertible redeemable preference shares [Refer note 38]	-	694.92	-	-
<b>B</b>	Inter corporate deposits from related party	900.00	900.00	-	-
	<b>Total</b>	<b>900.00</b>	<b>1,594.92</b>	<b>-</b>	<b>-</b>
	Less : Amount disclosed under the head other financial liabilities- current (Refer note 16)	-	-	<b>541.60</b>	<b>412.40</b>
	<b>Total</b>	<b>2,715.57</b>	<b>3,152.69</b>	<b>-</b>	<b>77.84</b>

Refer note 47 for disclosure of fair values in respect of financial liabilities measured at amortised cost and analysis of their maturity profile.

<b>III Reconciliation of liabilities arising from financing activities</b>				
Particulars	Year ended 31 March 2020		Year ended 31 March 2019	
	Long-term borrowings	Short-term borrowings (Refer note 20)*	Long-term borrowings	Short-term borrowings (Refer note 20)*
<b>Opening balance</b>	3,644.73	742.99	3,963.30	1,051.51
<b>Cash flows</b>				
Repayment	(1,212.87)	(100.95)	(471.25)	(304.69)
Proceeds	800.00	-	-	-

**JINDAL STAINLESS LIMITED**
**Summary of significant accounting policies and other explanatory information to consolidated financial statements for the year ended 31 March 2020**
**(All amounts in ₹ crores, unless otherwise stated)**

Particulars	Year ended 31 March 2020		Year ended 31 March 2019	
	Long-term borrowings	Short-term borrowings (Refer note 20)*	Long-term borrowings	Short-term borrowings (Refer note 20)*
<b>Non cash:</b>				
Foreign exchange (gain)/loss on foreign currency loans	21.61	3.70	59.07	(3.83)
Interest accrued on 0.01% Optionally convertible redeemable preference shares [Refer note 38]	-	-	88.42	-
Amortisation of transaction costs in respect of financial liabilities carried at amortised cost	3.70	-	5.19	-
<b>Closing balance</b>	<b>3,257.17</b>	<b>645.73</b>	<b>3,644.73</b>	<b>742.99</b>

\* Movement in short term borrowings is presented on net basis

	Particulars	As at 31 March 2020	As at 31 March 2019
<b>IV</b>	<b>Secured borrowings</b>		
<b>A</b>	<b>Debentures</b>		
(i)	Redeemable Non-Convertible Debentures <b>Redeemable in quarterly instalments of:</b> <ul style="list-style-type: none"> <li>- ₹ 13.30 to ₹ 13.40 crores during 2022-23 (three instalments, first instalment falling due on 31 July 2022)</li> <li>- ₹ 15.00 crores each during 2023-24 (four instalments)</li> <li>- ₹ 20.00 crores each during 2024-25 (four instalments)</li> <li>- ₹ 25.00 crores each during 2025-26 (four instalments)</li> <li>- ₹ 30.00 crores each during 2026-27 (four instalments, last instalment falling due on 31 January 2027)</li> </ul> <b>Secured by:</b> <ul style="list-style-type: none"> <li>- first pari-passu charge by way of mortgage of Group's immovable properties and hypothecation of movable fixed assets both present and future</li> <li>- second pari-passu charge by way of hypothecation and/ or pledge of current assets namely finished goods, raw materials, work-in - progress, consumable stores and spares, book debts and bills receivable, both present and future. Also, refer note V</li> </ul>	400.00	-



**JINDAL STAINLESS LIMITED**
**Summary of significant accounting policies and other explanatory information to consolidated financial statements for the year ended 31 March 2020**
**(All amounts in ₹ crores, unless otherwise stated)**

	Particulars	As at 31 March 2020	As at 31 March 2019
(ii)	Redeemable Non-Convertible Debentures <b>Redeemable in quarterly instalments of:</b> - ₹ 11.40 crores each during 2020-21 (four instalments, next instalment falling due on 01 April 2020) - ₹ 10.42 crores each during 2021-22 (five instalments, last instalment falling due on 31 March 2022) <b>Secured by:</b> - first pari-passu charge by way of mortgage of Group's immovable properties and hypothecation of movable fixed assets both present and future - second pari-passu charge by way of hypothecation and/or pledge of current assets namely finished goods, raw materials, work-in-progress, consumable stores and spares, book debts and bills receivable, both present and future. Also, refer note V	97.68	128.28
	<b>Total - Debentures</b>	<b>497.68</b>	<b>128.28</b>
<b>B</b>	<b>Term loans</b>		
(i)	Rupee term loan <b>Repayable in quarterly instalments of:</b> ranging from ₹ 9.58 crores to ₹ 14.37 crores each during 2020-21 (four instalments) thereafter ranging from ₹ 14.37 crores to ₹ 44.54 crores each during 2021-22 to 2027-28 <b>Secured by:</b> - first pari-passu charge by way of mortgage of Group's immovable properties and hypothecation of moveable fixed assets both present and future and - second pari-passu charge by way of hypothecation and/or pledge of current assets namely finished goods, raw materials, work-in-progress, consumable stores and spares, book debts and bills receivable, both present and future. Also, refer note V	851.50	879.99

**JINDAL STAINLESS LIMITED**
**Summary of significant accounting policies and other explanatory information to consolidated financial statements for the year ended 31 March 2020**
**(All amounts in ₹ crores, unless otherwise stated)**

	Particulars	As at 31 March 2020	As at 31 March 2019
(ii)	<p>Rupee term loan</p> <p><b>Redeemable in quarterly instalments of:</b></p> <ul style="list-style-type: none"> <li>- ₹ 10.00 crores during 2021-22 (two instalments)</li> <li>- Ranging from ₹ 10.00 crores to ₹ 20.00 crores each during 2022-23 (four instalments)</li> <li>- ₹ 20.00 crores each during 2023-24 (four instalments)</li> <li>- Ranging from ₹ 18.00 crores to ₹ 20.00 crores each during 2024-25 (four instalments)</li> <li>- Ranging from ₹ 17.00 crores to ₹ 18.00 crores each during 2025-26 (four instalments)</li> <li>- Ranging from ₹ 17.00 crores to ₹ 30.00 crores each during 2026-27 (four instalments)</li> </ul> <p><b>Secured by:</b></p> <ul style="list-style-type: none"> <li>- first pari-passu charge by way of mortgage of Group's immovable properties and hypothecation of movable fixed assets both present &amp; future</li> <li>- second pari-passu charge by way of hypothecation and/or pledge of current assets namely finished goods, raw materials, work-in - progress, consumable stores and spares, book debts and bills receivable, both present and future. Also, refer note V</li> </ul>	400.00	-
(iii)	<p>Rupee term loan</p> <p><b>Repayable in quarterly instalments of:</b></p> <ul style="list-style-type: none"> <li>- ₹ 2.67 crores each during 2020-21 (three instalments)</li> <li>- ₹ 2.44 crores to ₹ 2.67 crores during 2021-22 (five instalments)</li> <li>- ₹ 2.34 crores during 2022-23 (last instalment)</li> </ul> <p><b>Secured by:</b></p> <ul style="list-style-type: none"> <li>- first pari-passu charge by way of mortgage of Group's immovable properties and hypothecation of moveable fixed assets both present and future and</li> <li>- second pari-passu charge by way of hypothecation and/or pledge of current assets namely finished goods, raw materials, work-in- progress, consumable stores and spares, book debts and bills receivable, both present and future.</li> </ul> <p>Also, refer note V</p>	22.76	34.60

**JINDAL STAINLESS LIMITED**
**Summary of significant accounting policies and other explanatory information to consolidated financial statements for the year ended 31 March 2020**
**(All amounts in ₹ crores, unless otherwise stated)**

	Particulars	As at 31 March 2020	As at 31 March 2019
(iv)	<p>Rupee term loan</p> <p><b>Repayable in quarterly instalments of:</b></p> <p>Repayable in quarterly instalments of</p> <ul style="list-style-type: none"> <li>- ₹ 3.81 crores each during 2020-21 (three instalments) ranging from ₹ 2.48 Crores to ₹ 3.81 crores each during 2021-22 (five instalments)</li> <li>- ₹ 1.56 crores during 2022-23 (last instalment)</li> </ul> <p><b>Secured by:</b></p> <ul style="list-style-type: none"> <li>- first pari-passu charge by way of mortgage of Group's immovable properties and hypothecation of moveable fixed assets both present and future and</li> <li>- second pari-passu charge by way of hypothecation and/or pledge of current assets namely finished goods, raw materials, work-in-progress, consumable stores and spares, book debts and bills receivable, both present and future. Also, refer note V</li> </ul>	28.00	36.91
(v)	<p>Rupee term loan</p> <p><b>Repayable in quarterly instalments of</b></p> <ul style="list-style-type: none"> <li>- ₹ 18.75 crores each during 2020-21 (four instalments)</li> <li>- ₹ 18.75 crores each during 2021-22 (four instalments)</li> <li>- ₹ 18.75 crores each during 2022-23 (one instalment)</li> </ul> <p><b>Secured by:</b></p> <ul style="list-style-type: none"> <li>- first pari-passu charge by way of mortgage of Group's immovable properties and hypothecation of moveable fixed assets both present and future. Also, refer note V(a)</li> </ul>	168.99	225.30
(vi)	<p>Rupee term loan</p> <p><b>Repayable in quarterly instalments of</b></p> <ul style="list-style-type: none"> <li>- ₹ 1.1 crores each during 2020-21 (three instalments) ranging from ₹ 1.01 to ₹ 1.10 crores each during 2021-22 (Five instalments)</li> <li>- ₹ 1.01 Crores during 2022-23 (Last Instalment)</li> </ul> <p><b>Secured by:</b></p> <ul style="list-style-type: none"> <li>- second pari-passu charge by way of mortgage of Group's immovable properties and hypothecation of moveable fixed assets both present and future and hypothecation and/or pledge of current assets namely finished goods, raw materials, work-in-progress, consumable stores and spares, book debts and bills receivable, both present and future. Also, refer note V</li> </ul>	9.43	13.32

**JINDAL STAINLESS LIMITED**
**Summary of significant accounting policies and other explanatory information to consolidated financial statements for the year ended 31 March 2020**
**(All amounts in ₹ crores, unless otherwise stated)**

	<b>Particulars</b>	<b>As at 31 March 2020</b>	<b>As at 31 March 2019</b>
(vii)	Rupee term loan <b>Repayable in monthly instalments of</b> ranging from ₹ 5.00 crores to ₹ 6.67 crores during 2020-21 to 2021-22 <b>Secured by:</b> - first pari-passu charge by way of mortgage of Group's immovable properties and hypothecation of moveable fixed assets both present and future. Also, refer note V(a)	98.30	203.36
(viii)	Foreign currency loan Repayable entirely during 2020-21 <b>Secured by:</b> - first pari-passu charge by way of mortgage of Group's immovable properties and hypothecation of moveable fixed assets both present and future and - second pari-passu charge by way of hypothecation and/or pledge of current assets namely finished goods, raw materials, work-in-progress, consumable stores and spares, book debts and bills receivable, both present and future. Also, refer note V(c)	276.34	505.73
	<b>Total</b>	<b>1,855.32</b>	<b>1,899.21</b>
	Less: Unamortised portion of upfront fees and transaction costs	12.46	4.21
	<b>Total - Term loans</b>	<b>1,842.86</b>	<b>1,895.00</b>
<b>C</b>	<b>Funded interest term loans</b>		
(i)	Funded interest term loans <b>Repayable in quarterly instalments of</b> - ₹ 1.62 crores each during 2020-21 (four instalments) - ₹ 1.47 crores each during 2021-22 (five Instalments) <b>Secured by:</b> - first pari-passu charge by way of mortgage of Group's immovable properties and hypothecation of moveable fixed assets both present and future and - second pari-passu charge by way of hypothecation and/or pledge of current assets namely finished goods, raw materials, work-in-progress, consumable stores and spares, book debts and bills receivable, both present and future. Also, refer note V	13.86	18.21

**JINDAL STAINLESS LIMITED**
**Summary of significant accounting policies and other explanatory information to consolidated financial statements for the year ended 31 March 2020**
**(All amounts in ₹ crores, unless otherwise stated)**

	Particulars	As at 31 March 2020	As at 31 March 2019
(ii)	Funded interest term loans <b>Repayable in quarterly instalments of</b> - ₹ 1.39 crores each from 30 April 2020 till 31 July 2020 (two installments) <b>Secured by:</b> first pari-passu charge by way of mortgage of Group's immovable properties and hypothecation of moveable fixed assets both present and future and second pari-passu charge by way of hypothecation and/or pledge of current assets namely finished goods, raw materials, work-in- progress, consumable stores and spares, book debts and bills receivable, both present and future. Also, refer note V	2.77	8.32
	<b>Total - Funded interest term loans</b>	<b>16.63</b>	<b>26.53</b>
	<b>Total - Secured</b>	<b>2,357.17</b>	<b>2,049.81</b>
D	0.01% Optionally Convertible Redeemable Preference Shares Refer note 38 for details	-	694.92
E	Inter corporate deposits from related party <b>Repayable in</b> one or more instalments by 31 March 2023 or such other terms as may be mutually agreed between the Holding Company and Jindal Stainless (Hisar) Limited.	900.00	900.00
	<b>Total - Unsecured</b>	<b>900.00</b>	<b>1,594.92</b>
<p>The above term loans (including redeemable non-convertible debentures, rupee term loans and funded interest term loans) bear a floating rate of interest linked with SBI Base Rate / MCLR of respective banks plus applicable spread ranging from 135 bps to 465 bps.</p> <p>Foreign currency loan facilities carry rate of interest, equivalent to applicable LIBOR plus spread of 395 bps.</p> <p>The inter corporate deposit from the related party is also a variable rate facility which is subject to changes as notified by lender from time to time in accordance with prevailing market interest rates. As at 31 March 2020, the aforementioned deposits carry rate of interest of 10%.</p>			
V	<p>Certain credit facilities / loans are also secured by the following as well as also cross referred in IV(A,B and C) respectively:</p> <ol style="list-style-type: none"> <li>Unconditional and irrevocable personal guarantee of CMD Mr. Ratan Jindal;</li> <li>Unconditional and irrevocable corporate guarantee of promoter group companies in proportion to the number and to the extent of equity shares pledged by each promoter group company;</li> <li>Unconditional and irrevocable corporate guarantee of Jindal Stainless (Hisar) Limited.</li> <li>Pari-passu pledge of 183,832,727 equity shares held in the Holding Company by promoters.</li> <li>Pledge over shares of the entities as listed below: <ul style="list-style-type: none"> <li>PT. Jindal Stainless Indonesia</li> <li>JSL Stainless FZE</li> <li>JSL Group Holdings Pte. Limited</li> <li>Iberjindal S.L.</li> <li>Jindal Coke Limited</li> <li>Jindal United Steel Limited</li> </ul> </li> </ol>		

**JINDAL STAINLESS LIMITED**
**Summary of significant accounting policies and other explanatory information to consolidated financial statements for the year ended 31 March 2020**
**(All amounts in ₹ crores, unless otherwise stated)**

16	Other financial liabilities	Non-current		Current	
		As at 31 March 2020	As at 31 March 2019	As at 31 March 2020	As at 31 March 2019
	Current maturities of long term borrowings	-	-	541.60	492.04
	Interest accrued	-	-	182.80	98.36
	Capital creditors *	-	-	19.97	46.67
	Security deposits	29.12	26.01	13.47	13.00
	Unpaid matured deposits and interest accrued thereon	-	-	0.20	0.23
	Derivative liability	-	-	61.79	16.59
	Lease liability	73.28	-	4.36	-
	Other outstanding financial liabilities	-	-	218.56	286.13
	<b>Total</b>	<b>102.40</b>	<b>26.01</b>	<b>1,042.75</b>	<b>953.02</b>
* Includes amounts due to micro, small and medium enterprises amounting to ₹ Nil (previous year ₹ 0.98 crores). Refer note 21(A)					
Refer note 47 for disclosure of fair values in respect of financial liabilities measured at amortised cost and analysis of their maturity profile.					

17	Provisions	Non-current		Current	
		As at 31 March 2020	As at 31 March 2019	As at 31 March 2020	As at 31 March 2019
	For employee benefits	16.89	14.55	0.89	0.62
	<b>Total</b>	<b>16.89</b>	<b>14.55</b>	<b>0.89</b>	<b>0.62</b>

18	Deferred tax liabilities (net)	As at	As at
		31 March 2020	31 March 2019
	<b>Deferred tax liability arising on account of</b>		
	Property, plant and equipment and intangible assets	1,240.21	1,237.23
	Financial assets and financial liabilities measured at amortised cost	11.49	3.95
	<b>Total deferred tax liability</b>	<b>1,251.70</b>	<b>1,241.18</b>
	<b>Deferred tax assets arising on account of</b>		
	Expenses deductible on payment	34.15	289.13
	Allowance for expected credit losses	27.05	25.27
	Lease liability	27.13	-
	Brought forward loss/Unabsorbed depreciation	889.05	713.45
	MAT credit entitlement	77.65	77.65
	Others	6.37	3.43
	<b>Total deferred tax asset</b>	<b>1,061.40</b>	<b>1,108.93</b>
	<b>Net deferred tax liability</b>	<b>(190.30)</b>	<b>(132.25)</b>

**JINDAL STAINLESS LIMITED**
**Summary of significant accounting policies and other explanatory information to consolidated financial statements for the year ended 31 March 2020**
**(All amounts in ₹ crores, unless otherwise stated)**

19	Other liabilities	Non-current		Current	
		As at 31 March 2020	As at 31 March 2019	As at 31 March 2020	As at 31 March 2019
	Advance from customers	-	-	138.96	128.60
	Deferred revenue	258.86	271.53	12.63	12.63
	Other outstanding liabilities *	65.19	65.19	96.81	122.10
	<b>Total</b>	<b>324.05</b>	<b>336.72</b>	<b>248.40</b>	<b>263.33</b>
	*Includes statutory dues				

20	Borrowings (Current)	As at	As at
		31 March 2020	31 March 2019
	<b>Secured</b>		
	Working capital facilities from bank	557.35	634.97
		<b>557.35</b>	<b>634.97</b>
	<b>Unsecured</b>		
	Working capital facilities from bank	88.38	108.02
		<b>88.38</b>	<b>108.02</b>
	<b>Total</b>	<b>645.73</b>	<b>742.99</b>
	Working capital facilities of Holding Company are secured by first parri-passu charge by way of hypothecation and/or pledge of current assets namely finished goods, raw material, work in progress, consumable stores and spares, book debts, bill receivable both present & future and second parri-passu charge by way of mortgage and/or hypothecation in respect of other movable and immovable properties both present & future of the Holding Company.		
	Working capital facility amounting (including overdraft facilities) to ₹ 159.80 crores (previous year ₹ 162.00 crores), obtained by subsidiary PT. Jindal Stainless Indonesia is collateralized by inventories, land & machinery and accounts receivable and letter of comfort/undertaking for non disposing of equity investment in PT. Jindal Stainless Indonesia by Holding Company.		
	Working capital facility of Holding Company from bank includes cash credit facility and working capital demand loan amounting to ₹ 397.44 crores (previous year ₹ 468.96 crores) also secured by additional securities as mentioned in note 15(V).		
	Refer note 47 for disclosure of fair values in respect of financial liabilities measured at amortised cost and analysis of their maturity profile.		

**JINDAL STAINLESS LIMITED**
**Summary of significant accounting policies and other explanatory information to consolidated financial statements for the year ended 31 March 2020**
**(All amounts in ₹ crores, unless otherwise stated)**

<b>21</b>	<b>Trade payables</b>	<b>As at 31 March 2020</b>	<b>As at 31 March 2019</b>
	Total outstanding dues of micro and small enterprises (refer note A below)	87.28	77.44
	Total outstanding dues of creditors other than micro and small enterprises	2,572.30	2,410.89
	<b>Total</b>	<b>2,659.58</b>	<b>2,488.33</b>
<b>A</b>	On the basis of confirmation obtained from suppliers who have registered themselves under the Micro, Small and Medium Enterprise Development Act, 2006 (MSMED Act, 2006) and based on the information available with the Group, dues disclosed as per the Micro, Small and Medium Enterprise Development Act, 2006 at the year end are below:		
	<b>Particulars</b>	<b>31 March 2020</b>	<b>31 March 2019</b>
(i)	The principal amount and the interest due thereon remaining unpaid to any supplier as at the end of each accounting year		
	Principal amount due	87.26	78.38
	Interest amount due	0.02	0.04
(ii)	The amount of interest paid by the buyer in terms of section 16, along with the amounts of the payment made to the supplier beyond the appointed day during each accounting year	-	-
(iii)	The amount of interest due and payable for the period of delay in making payment (which have been paid but beyond the appointed day during the year) but without adding the interest specified under the Act	-	-
(iv)	The amount of interest accrued and remaining unpaid at the end of each accounting year	0.02	0.04
(v)	The amount of further interest remaining due and payable even in the succeeding years, until such date when the interest dues as above are actually paid to the small enterprise, for the purpose of disallowance as a deductible expenditure under section 23.	-	-

<b>22</b>	<b>Current tax liabilities (net)</b>	<b>As at 31 March 2020</b>	<b>As at 31 March 2019</b>
	Provision for taxation (net of prepaid taxes)	0.72	1.57
	<b>Total</b>	<b>0.72</b>	<b>1.57</b>



**JINDAL STAINLESS LIMITED**
**Summary of significant accounting policies and other explanatory information to consolidated financial statements for the year ended 31 March 2020**
**(All amounts in ₹ crores, unless otherwise stated)**

<b>23</b>	<b>Revenue from operations</b>	<b>Year ended 31 March 2020</b>	<b>Year ended 31 March 2019</b>
	<b>Sale of products</b>		
	Manufactured goods	11,922.16	12,349.81
	Trading goods	509.72	771.24
		<b>12,431.88</b>	<b>13,121.05</b>
	<b>Sale of services</b>		
	Job charges received	242.25	207.03
	Business support services	77.32	66.22
	Consultancy income	6.97	6.54
		<b>326.54</b>	<b>279.79</b>
	<b>Other operating revenue</b>		
	Export benefits	98.72	88.51
	Sale of gases	10.63	2.57
	Liabilities no longer required/excess provision written back	63.67	20.74
	Others	19.43	44.67
		<b>192.45</b>	<b>156.49</b>
	<b>Total</b>	<b>12,950.87</b>	<b>13,557.33</b>

<b>24</b>	<b>Other income</b>	<b>Year ended 31 March 2020</b>	<b>Year ended 31 March 2019</b>
	Interest income on		
	Investments	2.88	3.08
	Fixed deposits and other receivables	4.90	5.64
	Trade receivables	9.89	7.94
	Income tax refund	3.44	0.94
	Financial assets measured at amortised cost	1.21	1.10
	Gain on disposal of investments (net)	-	0.02
	Insurance claim received	8.94	5.52
	Others	8.63	8.37
	<b>Total</b>	<b>39.89</b>	<b>32.61</b>

**JINDAL STAINLESS LIMITED**
**Summary of significant accounting policies and other explanatory information to consolidated financial statements for the year ended 31 March 2020**
**(All amounts in ₹ crores, unless otherwise stated)**

<b>25</b>	<b>Changes in inventories of finished goods, work in progress and stock-in-trade</b>	<b>Year ended 31 March 2020</b>	<b>Year ended 31 March 2019</b>
	<b>Opening stock</b>		
	Finished goods	577.79	652.58
	Work in progress	1,024.29	666.37
	Stock-in-trade	11.81	60.93
		<b>1,613.89</b>	<b>1,379.88</b>
	<b>Closing stock</b>		
	Finished goods	713.57	577.79
	Work in progress	1,010.93	1,024.29
	Stock-in-trade	5.36	11.81
		<b>1,729.86</b>	<b>1,613.89</b>
	Translation difference on inventory	(11.26)	16.29
	<b>Total</b>	<b>(127.23)</b>	<b>(217.72)</b>

<b>26</b>	<b>Employee benefits expense</b>	<b>Year ended 31 March 2020</b>	<b>Year ended 31 March 2019</b>
	Salaries, wages, bonus and other benefits	186.55	196.04
	Contribution to provident and other funds	8.89	7.39
	Staff welfare expenses	9.09	8.48
	<b>Total</b>	<b>204.53</b>	<b>211.91</b>

<b>27</b>	<b>Finance cost</b>	<b>Year ended 31 March 2020</b>	<b>Year ended 31 March 2019</b>
	Interest expenses	505.16	570.33
	Other borrowing costs	80.37	66.54
	<b>Total</b>	<b>585.53</b>	<b>636.87</b>

<b>28</b>	<b>Depreciation and amortisation expenses</b>	<b>Year ended 31 March 2020</b>	<b>Year ended 31 March 2019</b>
	Depreciation on property, plant and equipment	416.57	343.67
	Amortisation of intangible assets	8.59	7.83
	<b>Total</b>	<b>425.16</b>	<b>351.50</b>

**JINDAL STAINLESS LIMITED****Summary of significant accounting policies and other explanatory information to consolidated financial statements for the year ended 31 March 2020****(All amounts in ₹ crores, unless otherwise stated)**

<b>29</b>	<b>Other expenses</b>	<b>Year ended 31 March 2020</b>	<b>Year ended 31 March 2019</b>
	Consumption of stores and spare parts	714.46	857.71
	Power and fuel	792.61	732.38
	Labour processing and transportation charges	193.40	153.08
	Repairs to buildings	9.05	13.16
	Repairs to plant and machinery	29.27	34.13
	Job work expenses	764.50	689.61
	Other manufacturing expenses	159.88	177.71
	Loss on disposal of property, plant and equipment	-	0.34
	Insurance	12.34	9.50
	Rent	19.85	8.12
	Rates and taxes	1.17	4.41
	Legal and professional	57.43	68.18
	Communication	2.42	2.54
	Printing & Stationary	5.18	4.99
	Travelling and conveyance	4.85	6.09
	Director's meeting fees	0.22	0.21
	Vehicle upkeep and maintenance	12.36	11.82
	Auditor's remuneration	0.67	0.57
	Freight and forwarding expenses	172.95	157.66
	Commission on sales	32.10	15.27
	Other selling expenses	25.01	28.97
	Allowance for expected credit losses	1.08	2.09
	Bad debts written off	0.86	5.71
	Advertisement and publicity	0.93	0.86
	Miscellaneous expenses	15.78	20.52
	<b>Total</b>	<b>3,028.37</b>	<b>3,005.63</b>

**JINDAL STAINLESS LIMITED**
**Summary of significant accounting policies and other explanatory information to consolidated financial statements for the year ended 31 March 2020**
**(All amounts in ₹ crores, unless otherwise stated)**

30	Income Tax	Year ended 31 March 2020	Year ended 31 March 2019
	<b>The income tax expense consists of the following:</b>		
	<b>Current tax</b>		
	Current tax	1.26	2.73
	Taxes in relation to earlier years	18.95	0.53
		<b>20.21</b>	<b>3.26</b>
	<b>Deferred tax</b>		
	Relating to origination & reversal of temporary differences	79.61	79.13
	Deferred tax (credit)/ expense pertaining to prior periods	(7.18)	(5.79)
		<b>72.43</b>	<b>73.34</b>
	<b>Total tax expense</b>	<b>92.64</b>	<b>76.60</b>
	<b>Reconciliation of tax expense applicable to profit before tax at the latest statutory enacted tax rate in India to income tax expense reported is as follows:</b>	<b>Year ended 31 March 2020</b>	<b>Year ended 31 March 2019</b>
	<b>Profit before tax</b>	<b>165.26</b>	<b>221.71</b>
	Applicable tax rate for Holding Company	34.94%	34.94%
	<b>Expected income tax expense</b>	<b>57.75</b>	<b>77.46</b>
	<b>Tax effect of adjustment to reconcile expected income tax expense to reported income tax expense</b>		
	(Income exempted from) / Expenses not deductible in tax	15.46	7.83
	Change in tax rates	3.28	-
	Income taxable at different rate	5.85	(2.33)
	Tax pertaining to prior years	11.77	(5.26)
	Deferred tax not recognised on share of profit of associates	2.75	(4.27)
	Others	(4.22)	3.17
	<b>Income tax expense</b>	<b>92.64</b>	<b>76.60</b>

**JINDAL STAINLESS LIMITED****Summary of significant accounting policies and other explanatory information to consolidated financial statements for the year ended 31 March 2020****(All amounts in ₹ crores, unless otherwise stated)****Movement in deferred tax assets and liabilities for the year ended 31 March 2020 :-**

Particulars	Opening deferred tax asset / (liability)	Income tax (expense) / credit recognized in profit or loss	Income tax (expense) / credit recognized in other comprehensive income	Movement through other equity	Closing deferred tax asset / (liability)
Property, plant and equipment and intangible assets	(1,237.23)	(17.74)	-	14.76	(1,240.21)
Financial assets and financial liabilities measured at amortised cost	(3.95)	(7.54)	-	-	(11.49)
Lease liability	-	27.13	-	-	27.13
Expenses deductible on payment	289.13	(254.60)	(0.38)	-	34.15
Allowance for expected credit losses	25.27	1.78	-	-	27.05
Brought forward loss/Unabsorbed depreciation	713.45	175.60	-	-	889.05
MAT credit entitlement	77.65	-	-	-	77.65
Others	3.43	2.94	-	-	6.37
<b>Net deferred tax asset / (liability)</b>	<b>(132.25)</b>	<b>(72.43)</b>	<b>(0.38)</b>	<b>14.76</b>	<b>(190.30)</b>

**Movement in deferred tax assets and liabilities for the year ended 31 March 2019 :-**

Particulars	Opening deferred tax asset / (liability)	Income tax (expense) / credit recognized in profit or loss	Income tax (expense) / credit recognized in other comprehensive income	Movement through other equity	Closing deferred tax asset / (liability)
Property, plant and equipment and intangible assets	(1,205.80)	(31.43)	-	-	(1,237.23)
Financial assets and financial liabilities measured at amortised cost	-	(3.95)	-	-	(3.95)

**JINDAL STAINLESS LIMITED****Summary of significant accounting policies and other explanatory information to consolidated financial statements for the year ended 31 March 2020****(All amounts in ₹ crores, unless otherwise stated)**

Particulars	Opening deferred tax asset / (liability)	Income tax (expense) / credit recognized in profit or loss	Income tax (expense) / credit recognized in other comprehensive income	Movement through other equity	Closing deferred tax asset / (liability)
Expenses deductible on payment	253.04	36.05	0.04	-	289.13
Allowance for expected credit losses	21.38	3.89	-	-	25.27
Brought forward loss/Unabsorbed depreciation	814.15	(100.70)	-	-	713.45
MAT credit entitlement	57.67	19.98	-	-	77.65
Others	0.61	2.82	-	-	3.43
<b>Net deferred tax asset / (liability)</b>	<b>(58.95)</b>	<b>(73.34)</b>	<b>0.04</b>	<b>-</b>	<b>(132.25)</b>

**31 Revenue from Contracts with Customers****A. Disaggregation of revenue**

The Group has performed a disaggregated analysis of revenues considering the nature, amount, timing and uncertainty of revenues. This includes disclosure of revenues by geography and timing of recognition.

Revenue from operations	Year ended 31 March 2020			
	Goods	Services	Other operating revenue*	Total
<b>Revenue by geography</b>				
Within India	9,085.96	319.55	27.41	9,432.92
Outside India	3,345.92	6.99	2.65	3,355.56
<b>Total</b>	<b>12,431.88</b>	<b>326.54</b>	<b>30.06</b>	<b>12,788.48</b>
<b>Revenue by time</b>				
Revenue recognised at point in time				12,461.94
Revenue recognised over time				326.54
<b>Total</b>				<b>12,788.48</b>

\* Other operating revenue amounting to ₹ 162.39 crores in the nature of export incentives and liabilities no longer required written back is not in the scope of Ind AS 115. Hence, not covered here.

**JINDAL STAINLESS LIMITED**
**Summary of significant accounting policies and other explanatory information to consolidated financial statements for the year ended 31 March 2020**
**(All amounts in ₹ crores, unless otherwise stated)**

Revenue from operations	Year ended 31 March 2019			
	Goods	Services	Other operating revenue*	Total
<b>Revenue by geography</b>				
Within India	9,777.73	273.22	45.62	10,096.57
Outside India	3,343.32	6.57	1.62	3,351.51
<b>Total</b>	<b>13,121.05</b>	<b>279.79</b>	<b>47.24</b>	<b>13,448.08</b>
<b>Revenue by time</b>				
Revenue recognised at point in time				13,168.29
Revenue recognised over time				279.79
<b>Total</b>				<b>13,448.08</b>

\* Other operating revenue amounting to ₹ 109.25 crores in the nature of export incentives and liabilities no longer required written back is not in the scope of Ind AS 115. Hence, not covered here.

**B. Revenue recognised in relation to contract liabilities**

Description	Year ended 31 March 2020	Year ended 31 March 2019
Revenue recognised in the reporting period that was included in the contract liability balance at the beginning of the period	128.60	120.90
Revenue recognised in the reporting period from performance obligations satisfied (or partially satisfied) in previous periods	-	-
<b>Total</b>	<b>128.60</b>	<b>120.90</b>

**C. Assets and liabilities related to contracts with customers**

Description	As at 31 March 2020		As at 31 March 2019	
	Non-current	Current	Non-current	Current
<b>Contract liabilities related to sale of goods</b>				
Advance from customers	-	138.96	-	128.60

**D. Reconciliation of revenue recognised in Statement of Profit and Loss with Contract price**

Description	Year ended 31 March 2020	Year ended 31 March 2019
Contract price	12,984.53	13,585.69
Less: Discount, rebates, credits etc.	196.05	137.61
<b>Revenue from operations as per Statement of Profit and Loss</b>	<b>12,788.48</b>	<b>13,448.08</b>

**JINDAL STAINLESS LIMITED****Summary of significant accounting policies and other explanatory information to consolidated financial statements for the year ended 31 March 2020****(All amounts in ₹ crores, unless otherwise stated)**

<b>32</b>	<b>Earnings per share (EPS)</b>	<b>Year ended 31 March 2020</b>	<b>Year ended 31 March 2019</b>
	<b>Net profit for the year (in ₹ crores) for basic EPS</b>	71.32	142.38
	Add: Interest expenses on potential equity shares (in ₹ crores)	55.01	57.52
	<b>Net profit for the year (in ₹ crores) for diluted EPS</b>	<b>126.33</b>	<b>199.90</b>
	<b>Total shares outstanding in the beginning of the year (in numbers)</b>	<b>479,221,660</b>	<b>479,221,660</b>
	Add: Weighted average number of shares issued during the year	4,291,083	-
	<b>Weighted-average number of equity shares for basic EPS</b>	<b>483,512,743</b>	<b>479,221,660</b>
	<b>Effect of dilution :</b>		
	Add: Weighted average number of shares outstanding on account of Optionally Convertible Redeemable Preference Shares (OCRPS)*	131,123,208	142,830,637
	<b>Weighted-average number of equity shares for diluted EPS</b>	<b>614,635,951</b>	<b>622,052,297</b>
	<b>Basic EPS (Amount in ₹)</b>	1.48	2.97
	<b>Diluted EPS (Amount in ₹)</b>	1.48	2.97
	* OCRPS are anti-dilutive in nature		

**33** Due to outbreak of Coronavirus Disease 2019 (COVID-19) which has been declared as a Pandemic by World Health Organization and subsequent lock down ordered by the Central and State Government(s) in India, the manufacturing facilities of the Holding Company remained suspended from 25 March 2020 till 4 May 2020. The Holding Company in compliance with the necessary instructions/guidelines, resumed its operations on 5 May 2020 in a phased manner, while ensuring health safety of all the stakeholders. The Holding Company is gradually ramping up its operations depending upon the market conditions.

This situation resulted in temporary disturbance in the economic activities of the Holding Company (as detailed above) and its subsidiaries through interruption in manufacturing process, disruption in supply chain, etc. The Group is closely monitoring the impact and believes that there has been no significant adverse impact on its financial position for the financial year ended 31 March, 2020. Further, the Group believes that this Pandemic may not have significant adverse impact on the long term operations and performance of the Group.

**34 Composite scheme of arrangement**

**A** Composite Scheme of Arrangement (hereinafter referred to as the 'Scheme') amongst the Holding Company (transferor company) and its three wholly owned subsidiaries, namely, Jindal Stainless (Hisar) Limited (JSHL), Jindal United Steel Limited (JUSL) and Jindal Coke Limited (JCL) (resulting companies) under the provisions of Section 391-394 read with Section 100-103 of the Companies Act, 1956 and other relevant provision of Companies Act, 1956 and / or Companies Act, 2013 was sanctioned by the Hon'ble High Court of Punjab & Haryana, Chandigarh vide its Order dated 21 September 2015, amended vide order dated 12 October 2015.

Section I and Section II of the Scheme became effective on 1 November 2015, operative from the appointed date i.e. close of business hours before midnight of 31 March 2014. Section III and Section IV of the Scheme became effective on 24 September 2016 (i.e. on receipt of approvals from the Orissa Industrial Infrastructure Development Corporation (OIIDCO) for the transfer/grant of the right to use of the land on which Hot Strip Mill (HSM) Plant and Coke Oven Plants are located to JUSL and JCL respectively as specified in the Scheme), operative from the appointed date i.e. close of business hours before midnight of 31 March 2015.



## JINDAL STAINLESS LIMITED

### Summary of significant accounting policies and other explanatory information to consolidated financial statements for the year ended 31 March 2020

(All amounts in ₹ crores, unless otherwise stated)

#### **B Pursuant to the Section III and Section IV of the Scheme becoming effective:**

- (i) Business undertaking 2, comprising, inter alia, of the HSM plant of the Holding Company, has been transferred to JUSL at a lump sum consideration of ₹ 2,412.67 crores; out of this ₹ 2,150.00 crores has been received, and against the balance amount of ₹ 262.67 crores, JUSL is to issue and allot to the Holding Company:
- 175,000,000 0.01% non-cumulative compulsorily convertible preference shares (CCPS) having face value of ₹ 10 each [upto the year ended 31 March 2020, 99,048,637 CCPS were allotted to the Holding Company and converted into equal number of equity shares of ₹ 10 each as fully paid at par and the balance 75,951,363 CCPS have been presented as “Investment in 0.01% Non-cumulative compulsorily convertible preference shares” (Refer note 4)], and
  - 87,673,311 10% non-cumulative non-convertible redeemable preference shares having face value of ₹ 10 each, which have been allotted to the Holding Company.
- (ii) Business undertaking 3, comprising, inter alia, of the Coke Oven plant of the Holding Company, has been transferred to JCL at a lump sum consideration of ₹ 492.65 crores; out of this ₹ 375.00 crores has been received and against the balance amount of ₹ 117.65 crores, JCL is to issue and allot to the Holding Company:
- 26,000,000 0.01% non-cumulative CCPS having face value of ₹ 10 each [upto the year ended 31 March 2020, 8,382,432 CCPS were allotted to the Holding Company and converted into equal number of equity shares of ₹ 10 each fully paid at par and the balance 17,617,568 CCPS have been presented as “Investment in 0.01% non-cumulative compulsorily convertible preference shares” (Refer note 4)], and
  - 91,647,073 10% non-cumulative non-convertible redeemable preference shares having face value of ₹ 10 each, which have been allotted to the Holding Company.

**JINDAL STAINLESS LIMITED**
**Summary of significant accounting policies and other explanatory information to consolidated financial statements for the year ended 31 March 2020**
**(All amounts in ₹ crores, unless otherwise stated)**

<b>35</b>	<b>Contingent liabilities</b>	<b>As at 31 March 2020</b>	<b>As at 31 March 2019</b>
<b>A</b>	Demands from statutory and regulatory authorities		
<b>(i)</b>	- Sales tax, value added tax and entry tax*#	110.79	108.71
	- Excise duty, custom duty and service tax#	17.08	38.54
	- Income tax	100.31	83.70
	- Demand from office of the Dy. Director of Mines, Jajpur Road Circle, Odisha on account of mining of excess quantity of chrome ore over and above the approved quantity under mining plan/scheme	77.53	77.53
	- Royalty under the Mines and Minerals (Development and Regulation) Act, 1957, rural infrastructure and socio-economic development tax under the Orissa Rural Infrastructure and Socio-Economic Development Act, 2004 and Water tax under the Orissa Irrigation Act, 1959	5.13	5.72
<b>B</b>	Corporate guarantee given to banks against credit facilities / financial assistance availed by Jindal Stainless (Hisar) Limited - amount for facilities outstanding (read with note 34)	3,378.11	3,744.86
		<b>3,688.95</b>	<b>4,059.06</b>
	<p>* The Holding Company had challenged the legality of Orissa Entry Tax Act, 1999 before the Hon'ble Supreme Court. The order dated 09 October 2017 of Divisional bench of the Hon'ble Supreme Court read with the order dated 11 November 2016 of 9 judge bench of Hon'ble Supreme Court, decided some of the issues and granted opportunity to the petitioners for filing revival petition within 30 days for deciding the issue of discrimination under Article 304(a) as per law laid down by Nine Judges Bench of the Hon'ble Supreme Court. The Holding Company has filed revival petition before the Hon'ble High Court of Orissa on the ground of discrimination under Article 304(a), as per the direction of the Hon'ble Supreme Court. However, interest/penalty (if any) till the decision of the Hon'ble Supreme Court has been stayed by Hon'ble High Court of Orissa in three separate writ petitions filed by the Holding Company on the issue exclusively on the legality of imposing interest under the Orissa Entry Tax Act, 1999 and therefore, liability, if any, in this regard will be recognised when this matter is finally settled/determined by the Hon'ble High Court of Orissa.</p> <p># Amount includes basic, interest and penalty as demanded by the concerned authority in the relevant case.</p>		
<b>C</b>	<p><b>Income Tax</b> The Holding Company expects that there will be no cash outflow on account of income tax demand for Assessment Years 2012-13 to 2016-17, as the Holding Company has sufficient brought forward losses/ unabsorbed depreciation to set off from disallowance, if any, that may arise on account of adverse ruling by higher authorities in relation to the aforementioned demands.</p>		

**JINDAL STAINLESS LIMITED**
**Summary of significant accounting policies and other explanatory information to consolidated financial statements for the year ended 31 March 2020**
**(All amounts in ₹ crores, unless otherwise stated)**

<b>36</b>	<b>Commitments</b>	<b>As at 31 March 2020</b>	<b>As at 31 March 2019</b>
	Estimated amount of contracts remaining to be executed on capital account and not provided for (net of advances)	61.46	57.71
	Other commitments	25.84	60.26
		<b>87.30</b>	<b>117.97</b>

<b>37</b>	<b>Exceptional items</b>	<b>Year ended 31 March 2020</b>	<b>Year ended 31 March 2019</b>
	Gain (net) on translation/settlement of foreign currency monetary items.	46.57	50.96
	Provision for recompense liability payable to CDR lenders (refer note 38)*	-	(27.50)
	Loss (net) on fair valuation and settlement of derivative contracts *	(27.62)	(13.45)
	Amortisation of debit balance in foreign currency monetary item translation difference account *	(14.51)	(9.34)
		<b>4.44</b>	<b>0.67</b>
	<i>* Amount under bracket represents exceptional loss</i>		

<b>38</b>	<b>Corporate Debt Restructuring (CDR)</b>
<b>A</b>	<p>During the year ended 31 March 2018, the Holding Company had allotted 60,570,320 equity shares of face value of ₹ 2 each and 142,830,637 0.01% Optionally Convertible Redeemable Preference Shares (OCRPS) of face value of ₹ 2 each, both at a premium of ₹ 37.10 per share on conversion of funded interest term loan I and II.</p> <p>As per the terms of the OCRPS, these shares were redeemable at the option of the Holding Company, anytime up to 31 October 2020. If not redeemed by then, the OCRPS holders had an option to convert these into equal number of equity shares of the Holding Company anytime upto 31 March 2022. If neither of these options are exercised, these were redeemable on 1 April 2022.</p> <p>During the year ended 31 March 2020, the Holding Company has exercised its right to redeem OCRPS and accordingly, aggregate amount of ₹ 558.47 crores was paid to the OCRPS holders towards redemption of these OCRPS along with applicable recompense of ₹ 221.01 crores.</p>
<b>B</b>	<p>During the year ended 31 March 2020, the Holding Company has successfully exited CDR after discharging the recompense liability of ₹ 274.75 crores (₹ 221.01 crores on OCRPS and balance on other CDR Loans) in cash as determined in accordance with RBI's Master Circular on Corporate Debt Restructuring. State Bank of India, in its capacity of Monitoring Institution and on behalf of CDR lenders issued no objection certificate (NOC) confirming formal exit of JSL from CDR effective from 31 March 2019.</p> <p>Earlier, the consortium of CDR lenders agreed to allow CDR exit to the Holding Company with effect from 31 March 2019 and the recompense liability was determined as at 31 March 2019 in accordance with RBI's Master Circular on Corporate Debt Restructuring.</p>

**JINDAL STAINLESS LIMITED**
**Summary of significant accounting policies and other explanatory information to consolidated financial statements for the year ended 31 March 2020**
**(All amounts in ₹ crores, unless otherwise stated)**

39	Derivative contracts entered into by the Group and outstanding as on 31 March 2020 for hedging foreign currency risks:					
	Nature of derivative	Type	31 March 2020		31 March 2019	
			No. of contracts	Foreign currency (in million)	No. of contracts	Foreign currency (in million)
	<b>Forward covers</b>					
	USD/INR	Sell	70	\$182.10	45	\$92.39
	EURO/USD	Sell	25	€ 47.00	26	€ 38.91
	USD/INR	Buy	289	\$79.86	188	\$95.79
	EURO/USD	Buy	-	-	1	€ 0.16

40	Employee benefits		
<b>A</b>	<b>Defined contribution plans</b>		
	<b>The amount recognised as expense towards contribution to defined contribution plans for the year is as below:</b>	<b>Year ended 31 March 2020</b>	<b>Year ended 31 March 2019</b>
	Group's contribution to Provident Fund	5.87	4.92
	Group's contribution to Employee welfare fund	0.27	0.25
	Group's contribution to National pension scheme	0.69	0.45
	Group's contribution to Employee's State Insurance Scheme	0.12	0.20
	Group's contribution to other fund	1.79	1.57
	<b>Total</b>	<b>8.74</b>	<b>7.39</b>

<b>B</b>	<b>Defined benefit plan – Gratuity</b>		
<b>(i)</b>	<b>Reconciliation of present value of defined benefit obligation and the fair value of plan assets</b>	<b>As at 31 March 2020</b>	<b>As at 31 March 2019</b>
	Present value of defined benefit obligation as at the end of the year	20.53	18.81
	Less: Fair value of plan assets at the end of the year	10.70	9.96
	<b>Net liability recognised in the balance sheet</b>	<b>9.83</b>	<b>8.85</b>
<b>(ii)</b>	<b>Movement in the present value of defined benefit obligation recognised in the balance sheet</b>	<b>Year ended 31 March 2020</b>	<b>Year ended 31 March 2019</b>
	<b>Present value of defined benefit obligation as at the start of the year</b>	<b>18.81</b>	<b>15.67</b>
	Transfer in/out of employees from associate companies	0.21	0.12
	Current service cost	4.02	2.24
	Interest cost	1.27	1.20
	Benefits paid	(5.16)	(0.54)
	Foreign exchange loss	0.38	0.24
	Actuarial (gain)/loss	1.00	(0.12)
	<b>Present value of defined benefit obligation as at the end of the year</b>	<b>20.53</b>	<b>18.81</b>

**JINDAL STAINLESS LIMITED**
**Summary of significant accounting policies and other explanatory information to consolidated financial statements for the year ended 31 March 2020**
**(All amounts in ₹ crores, unless otherwise stated)**

(iii)	Movement in the plan assets recognised in the balance sheet	As at 31 March 2020	As at 31 March 2019
	<b>Fair value of plan assets at the beginning of the year</b>	<b>9.96</b>	<b>8.70</b>
	Expected return on plan assets	0.77	0.68
	Actuarial (loss) for the year on plan asset	(0.10)	(0.05)
	Employer contributions	1.11	1.05
	Benefits paid	(1.04)	(0.42)
	<b>Fair value of plan assets at the end of the year</b>	<b>10.70</b>	<b>9.96</b>
	The Holding Company's plan assets primarily comprise of qualifying insurance policies issued by Life insurance corporation of India.		

(iv)	Expense recognised in the statement of profit and loss consists of:	Year ended 31 March 2020	Year ended 31 March 2019
	<b>Employee benefit expense</b>		
	Current service Cost	4.02	2.24
	Net interest cost	0.50	0.52
	<b>Amount recognised in the statement of profit and loss</b>	<b>4.52</b>	<b>2.76</b>
	<b>Other comprehensive income</b>		
	Actuarial (gain)/loss arising from changes in financial assumptions	0.83	(0.55)
	Actuarial (gain)/loss arising from experience adjustments	0.17	0.43
	Return on plan assets excluding amounts included in net interest on net defined benefit liability (asset)	(0.10)	0.05
		<b>1.10</b>	<b>(0.07)</b>

(v)	Actuarial gain/(loss) on plan assets	Year ended 31 March 2020	Year ended 31 March 2019
	Expected interest income	0.77	0.68
	Actual income on plan asset	0.67	0.63
	<b>Actuarial gain/(loss) for the year on plan asset</b>	<b>(0.10)</b>	<b>(0.05)</b>

**JINDAL STAINLESS LIMITED**
**Summary of significant accounting policies and other explanatory information to consolidated financial statements for the year ended 31 March 2020**
**(All amounts in ₹ crores, unless otherwise stated)**

(vi)	The principal actuarial assumptions used for estimating the Group's defined benefit obligations are set out below:	Year ended 31 March 2020	Year ended 31 March 2019
	Discount rate	6.82% p.a. - 8.34% p.a.	7.69% p.a. - 8.21% p.a.
	Expected rate of increase in salary	5.50% p.a. - 7.00% p.a.	5.57% p.a. - 7.00% p.a.
	Retirement age	58 Years	58 Years
	Mortality rate (inclusive of provision for disability)	100% of IALM (2012-14) / CSO'80	100% of IALM (2006-08) / CSO'80
	Expected average remaining working lives of employees(years)	23.22	23.50

The assumption of discount rate is based upon the market yields available on Government bonds at the accounting date with a term that matches that of the liabilities. Future salary increase rate takes into account the inflation, seniority, promotion and other relevant factors on long term basis. Same assumptions were considered for comparative period i.e. 2018-19 as reported.

(vii)	Sensitivity analysis for gratuity liability	Year ended 31 March 2020	Year ended 31 March 2019
	<b>Impact of the change in discount rate</b>		
	Present value of obligation at the end of the period		
	Increase of 0.50%	(4.06)	(4.48)
	Decrease of 0.50%	4.73	5.28
	<b>Impact of the change in salary increase</b>		
	Present value of obligation at the end of the period	4.73	5.29
	Increase of 0.50%	(4.08)	(4.49)
	Decrease of 0.50%		

(viii)	Estimate of expected benefit payments (in absolute terms i.e. undiscounted)	Year ended 31 March 2020	Year ended 31 March 2019
	0 to 1 Year	1.24	1.02
	1 to 5 Years	4.76	2.89
	Beyond 5 Years	72.67	92.71

(ix)	The Holding Company expects to contribute ₹ 2.02 crores (previous year ₹ 1.57 crores) to its gratuity plan for the next year.
------	---

**JINDAL STAINLESS LIMITED****Summary of significant accounting policies and other explanatory information to consolidated financial statements for the year ended 31 March 2020****(All amounts in ₹ crores, unless otherwise stated)**

<b>41</b>	<b>Operating Segments</b>			
	In accordance with Ind AS 108, the Board of Directors, being the Chief operating decision maker of the Group has determined “Stainless steel products” as the only operating segment. Further in terms of paragraph 31 of Ind AS 108, entity wide disclosures have been presented below:			
		<b>31 March 2020</b>		
		<b>Within India</b>	<b>Outside India</b>	<b>Total</b>
	Revenue from operations	9,595.31	3,355.56	<b>12,950.87</b>
	Non current assets	6,357.83	250.01	<b>6,607.84</b>
		<b>31 March 2019</b>		
		<b>Within India</b>	<b>Outside India</b>	<b>Total</b>
	Revenue from operations	10,205.82	3,351.51	<b>13,557.33</b>
	Non current assets	6,474.01	244.30	<b>6,718.31</b>

**42(I) Lease related disclosures**

The Group has leases for Factory Land, plant and machinery and related facilities. With the exception of short-term leases and leases of low value underlying assets, each lease is reflected on the balance sheet as a right-of-use asset and a lease liability. Variable lease payments which do not depend on an index or a rate are excluded from the initial measurement of the lease liability and right of use assets. The Group classifies its right-of-use assets in a consistent manner to its property, plant and equipment.

Each lease generally imposes a restriction that, unless there is a contractual right for the Group to sublease the asset to another party, the right-of-use asset can only be used by the Group. Some leases contain an option to extend the lease for a further term. The Group is prohibited from selling or pledging the underlying leased assets as security.

**A Lease payments not included in measurement of lease liability**

The expense relating to payments not included in the measurement of the lease liability is as follows:

<b>Particulars</b>	<b>31 March 2020</b>
Short-term leases	14.83
Leases of low value assets	5.02

**B** Total cash outflow for leases for the year ended 31 March 2020 was ₹ 29.54 crores.

**C** The Group has total commitment for short-term leases of ₹ 2.20 crores as at 31 March 2020.

## JINDAL STAINLESS LIMITED

### Summary of significant accounting policies and other explanatory information to consolidated financial statements for the year ended 31 March 2020

(All amounts in ₹ crores, unless otherwise stated)

#### D Maturity of lease liabilities

The lease liabilities are secured by the related underlying assets. Future minimum lease payments (pertaining to leases other than short-term leases) are as follows:

31 March 2020	Minimum lease payments due			
	0 to 1 year	1 to 5 years	More than 5 years	Total
Lease payments	12.41	49.62	95.06	157.09
Interest expense	7.98	26.48	44.99	79.45
<b>Net present values</b>	<b>4.42</b>	<b>23.14</b>	<b>50.07</b>	<b>77.64</b>

E Variable lease payments are expensed in the period they are incurred. Expected future cash outflow pertaining to variable lease payment as at 31 March 2020 is ₹ Nil.

#### F Information about extension and termination options

Right of use assets	Number of leases	Range of remaining term	Average remaining lease term	Number of leases with extension option	Number of leases with purchase option	Number of leases with termination option
Plant & Machinery	2	10 Years	10 Years	2	2	2
Land	4	69 Years	69 Years	4	-	4

G There are no leases which are yet to commence as on 31 March 2020.

#### H Impact on transition

1	Effective 1 April 2019, the Group has adopted Ind AS 116 "Leases" and applied modified retrospective approach to all lease contracts existing as at 1 April 2019. On transition, the adoption of new standard resulted in recognition of lease liability of ₹ 81.65 crores and corresponding right of use asset of ₹ 81.65 crores.
2	For contracts in place as at 1 April 2019, Group has elected to apply the definition of a lease from Ind AS 17 and has not applied Ind AS 116 to arrangements that were previously not identified as lease under Ind AS 17.
3	The Group has elected not to include initial direct costs in the measurement of the right-of-use asset for operating leases in existence at the date of initial application of Ind AS 116, being 1 April 2019.
4	Instead of performing an impairment review on the right-of-use assets at the date of initial application, the Group has relied on its historic assessment as to whether leases were onerous immediately before the date of initial application of Ind AS 116.



**JINDAL STAINLESS LIMITED**
**Summary of significant accounting policies and other explanatory information to consolidated financial statements for the year ended 31 March 2020**
**(All amounts in ₹ crores, unless otherwise stated)**

5	On transition, for leases previously accounted for as operating leases with a remaining lease term of less than 12 months and for leases of low-value assets the Group has applied the optional exemptions to not recognise right-of-use assets but to account for the lease expense on a straightline basis over the remaining lease term.	
6	For those leases previously classified as finance leases, the right-of-use asset and lease liability are measured at the date of initial application at the same amounts as under Ind AS 17 immediately before the date of initial application.	
7	The Group has benefited from the use of hindsight for determining the lease term when considering options to extend and terminate leases.	
8	On transition to Ind AS 116 the weighted average incremental borrowing rate applied to lease liabilities recognised was 10.55% .	
9	The following is a reconciliation of total operating lease commitments at 31 March 2019 (as disclosed in the financial statements for the year ended 31 March 2019) to the lease liabilities recognised at 1 April 2019:	
	Total operating lease commitments disclosed as at 31 March 2019	<b>112.13</b>
	<b>Recognition exemptions:</b>	
	Leases of low value assets	(4.19)
	Leases with remaining lease term of less than 12 months	(1.00)
	Increase in rent owing to index linked escalations	20.83
	Operating lease liabilities before discounting	127.77
	Discounting impact (using incremental borrowing rate)	(51.77)
	Operating lease liabilities	76.00
	Finance lease obligations under Ind AS 17	5.65
	Total lease liabilities recognised under Ind AS 116 at 1 April 2019	81.65
	<b>The following are the amounts recognised in profit or loss:</b>	
	<b>Particulars</b>	<b>Year ended 31 March 2020</b>
	Depreciation expense of right-of-use assets	12.49
	Interest expense on lease liabilities	8.40
	Expense relating to short-term leases (included in other expenses)	14.83
	Expense relating to leases of low-value assets (included in other expenses)	5.02
	<b>Total</b>	<b>40.74</b>

**JINDAL STAINLESS LIMITED**
**Summary of significant accounting policies and other explanatory information to consolidated financial statements for the year ended 31 March 2020**
**(All amounts in ₹ crores, unless otherwise stated)**

<b>The movement in lease liabilities during the year ended 31 March 2020 is as follows:</b>	
<b>Particulars</b>	<b>Year ended 31 March 2020</b>
Opening lease liabilities	81.65
Add: Finance cost accrued during the period	8.40
Less: Lease rent paid	(12.41)
<b>Balance at the end</b>	<b>77.64</b>

<b>42(II) Leases (for previous year : 2018-19)</b>			
<b>Finance lease as a lessee</b>			
The Group has taken land parcels on finance lease for periods of 83-90 years. A reconciliation between the total of future minimum lease payments and their present value is given below:			
<b>Due as on 31 March 2019 and payable</b>	<b>Minimum lease payments</b>	<b>Finance charges</b>	<b>Net present values</b>
Not later than one year	0.60	0.60	-
Later than one year but not later than five years	2.39	2.38	0.01
Later than five years	38.76	33.12	5.64
<b>Total</b>	<b>41.75</b>	<b>36.10</b>	<b>5.65</b>
<b>Operating lease as a lessee</b>			
Significant leasing arrangements include lease for warehouses for periods ranging between 2-5 years renewable on mutual consent and lease of plants taken on hire dedicated for use under long term arrangement ranging between 15-18 years. Future minimum rentals payable under non-cancellable operating leases are as follows:			
<b>Particulars</b>	<b>As at 31 March 2019</b>		
Within one year	12.99		
After one year but not more than five years	41.21		
After more than five years	57.93		
<b>Total</b>	<b>112.13</b>		
During the year ended 31 March 2019, total operating lease rental expense recognised in the statement of profit and loss was ₹ 8.21 Crores.			

**JINDAL STAINLESS LIMITED**
**Summary of significant accounting policies and other explanatory information to consolidated financial statements for the year ended 31 March 2020**
**(All amounts in ₹ crores, unless otherwise stated)**

<b>Operating lease as a lessor</b>	
Significant leasing arrangements include sub-lease of land with lease term of 30 years and some other leases . The lease term can be extended with mutual consent of the Group and the lessor. Minimum lease payments receivable under the operating lease is as below:	
<b>Particulars</b>	<b>As at 31 March 2019</b>
Not later than one year	1.03
Later than one year but not later than five years	0.72
Later than five years	4.16
<b>Total</b>	<b>5.91</b>

<b>43</b>	<b>Remuneration paid to KMP</b>	<b>Year ended 31 March 2020</b>	<b>Year ended 31 March 2019</b>
	Short-term employee benefits	18.12	36.07
	Post-employment benefits *	0.13	0.14
	Sitting fees	0.23	0.22
	<b>Total</b>	<b>18.48</b>	<b>36.43</b>
* Employee benefit expense on account of gratuity and compensated absences are estimated based on actuarial valuation of the Group as a whole and hence cannot be identified separately for KMP's			

<b>44</b>	<b>Assets pledged as security for borrowings</b>	<b>As at 31 March 2020</b>	<b>As at 31 March 2019</b>
	<b>Current</b>		
	<b>Financial assets</b>		
	Investments	2.53	0.40
	Trade receivables	617.93	746.38
	Cash and cash equivalents	15.93	13.50
	Bank balances other than above	28.45	8.19
	Loans	3.16	6.02
	Other financial assets	76.48	131.81
	<b>Non financial assets</b>		
	Inventories	2,405.96	2,113.31
	Other current assets	207.20	225.91
	<b>Total current assets pledged as security</b>	<b>3,357.64</b>	<b>3,245.52</b>

**JINDAL STAINLESS LIMITED****Summary of significant accounting policies and other explanatory information to consolidated financial statements for the year ended 31 March 2020****(All amounts in ₹ crores, unless otherwise stated)**

	<b>Assets pledged as security for borrowings</b>	<b>As at 31 March 2020</b>	<b>As at 31 March 2019</b>
	<b>Non-current</b>		
	Property, plant and equipment	6,189.35	6,309.45
	Capital work-in-progress	9.13	20.14
	Investments	296.47	387.24
	Other financial assets	2.24	0.43
	<b>Total non-currents assets pledged as security</b>	<b>6,497.19</b>	<b>6,717.26</b>
	<b>Total assets pledged as security</b>	<b>9,854.83</b>	<b>9,962.78</b>

**JINDAL STAINLESS LIMITED**

Summary of significant accounting policies and other explanatory information to consolidated financial statements for the year ended 31 March 2020  
(All amounts in ₹ crores, unless otherwise stated)

**45 Related party disclosures****I. Relationships****(a) Key management personnel (KMP)**

Sl. No.	Name	Designation
1	Mr. Ratan Jindal	Chairman and Managing Director
2	Mr. Abhyuday Jindal	Till 24 April 2018 held the position of Vice Chairman (Non Executive) on Board. Appointed as Managing Director w.e.f. 25 April 2018
3	Mr. S. Bhattacharya	Whole Time Director (Resigned w.e.f. 15 May 2018)
4	Mr. Tarun Kumar Khulbe	Whole Time Director (w.e.f. 15 May 2018)
5	Mr. Navneet Raghuvanshi	Company Secretary (Appointed w.e.f. 25 April 2018)
6	Mr. Sunil Yadav	Company Secretary (Ceased to be Company Secretary w.e.f. 25 April 2018)
7	Mr. Anurag Mantri	Chief Financial Officer
8	Mr. Gautam Kanjilal	Nominee Director
9	Mr. Suman Jyoti Khaitan	Independent Director
10	Mr. Jayaram Easwaran	Independent Director (appointed w.e.f. 5 August 2019)
11	Mr. T.S. Bhattacharya	Independent Director (Ceased to be Director w.e.f. 22 September 2019)
12	Ms. Bhaswati Mukherjee	Independent Director
13	Mrs. Arti Luniya	Independent Director (Appointed w.e.f. 26 Nov 2019)
14	Dr. Rajeev Uberoi	Independent Director (Appointed w.e.f. 9 February 2018) resigned w.e.f. 2 July 2019

**JINDAL STAINLESS LIMITED**

Summary of significant accounting policies and other explanatory information to consolidated financial statements for the year ended 31 March 2020

(All amounts in ₹ crores, unless otherwise stated)

**(b) Associates**

Sl. No.	Name of the entity	Principal place of operation / country of incorporation	Principal activities / nature of business	Shareholding / Voting Power	
				As at 31 March 2020	As at 31 March 2019
1	Jindal Stainless Corporate Management Services Private Limited	India	Management services	50.00%	50.00%
2	Jindal United Steel Limited	India	Stainless Steel manufacturing	26.00%	26.00%
3	Jindal Coke Limited	India	Coke Manufacturing	26.00%	26.00%

**(c) Entity exercising significant influence on the Holding Company**

Sl. No.	Name of the entity	Principal place of operation / country of incorporation	Principal activities / nature of business
1	Jindal Stainless (Hisar) Limited (JSHL)	India	Stainless Steel manufacturing

**(d) Subsidiaries of entity exercising significant influence on the Holding Company**

Sl. No.	Name of the entity	Principal place of operation / country of incorporation	Principal activities / nature of business
1	JSL Lifestyle Limited	India	Stainless steel Consumer Products
2	JSL Logistics Limited	India	Logistic
3	Jindal Stainless Steelways Limited	India	Stainless Steel manufacturing
4	J.S.S. Steelitalia Limited	India	Stainless Steel manufacturing

**JINDAL STAINLESS LIMITED**

Summary of significant accounting policies and other explanatory information to consolidated financial statements for the year ended 31 March 2020

(All amounts in ₹ crores, unless otherwise stated)

**(e) Entities under the control of KMP**

Sl. No.	Name of the entity	Principal place of operation / country of incorporation	Principal activities / nature of business
1	Prime Stainless DMCC	UAE	Trading company
2	JSL Global Commodities Pte. Ltd.	Singapore	Trading company

**(f) Post-employment benefit plan for the benefit of employees of the Holding Company**

Sl. No.	Name of the entity	Principal place of operation / country of incorporation	Principal activities / nature of business
1	Jindal Stainless Limited Group Gratuity Fund	India	Company's employee gratuity trust

**JINDAL STAINLESS LIMITED**

Summary of significant accounting policies and other explanatory information to consolidated financial statements for the year ended 31 March 2020

(All amounts in ₹ crores, unless otherwise stated)

**II. Transactions with related parties during the year and balances as at the balance sheet date\***

SI No	Particulars	Year ended and as at 31 March 2020					Year ended and as at 31 March 2019				
		Associates	Entity exercising significant influence on the Company	Subsidiaries of entity exercising significant influence on the Company	KMP	Entities under the control of KMP	Associates	Entity exercising significant influence on the Company	Subsidiaries of entity exercising significant influence on the Company	KMP	Entities under the control of KMP
	<b>Transactions during the year</b>										
<b>1</b>	<b>Purchase of goods</b>	<b>120.96</b>	<b>726.46</b>	<b>12.80</b>	-	<b>69.32</b>	<b>160.14</b>	<b>857.39</b>	<b>10.19</b>	-	-
	Jindal Stainless Steelways Limited	-	-	12.29	-	-	-	-	5.84	-	-
	Jindal Coke Limited	96.52	-	-	-	-	117.93	-	-	-	-
	Jindal Stainless (Hisar) Limited	-	726.46	-	-	-	-	857.39	-	-	-
	Prime Stainless DMCC	-	-	-	-	69.32	-	-	-	-	-
	JSL Lifestyle Limited	-	-	0.51	-	-	-	-	1.03	-	-
	J.S.S Steelitalia Limited	-	-	-	-	-	-	-	3.32	-	-
	Jindal United Steel Limited	24.44	-	-	-	-	42.21	-	-	-	-
<b>2</b>	<b>Job work charges paid</b>	<b>765.64</b>	<b>44.22</b>	<b>32.17</b>	-	-	<b>660.55</b>	<b>85.57</b>	<b>48.54</b>	-	-
	Jindal Stainless (Hisar) Limited	-	44.22	-	-	-	-	85.57	-	-	-
	Jindal Stainless Steelways Limited	-	-	32.17	-	-	-	-	48.54	-	-
	Jindal United Steel Limited	765.64	-	-	-	-	660.55	-	-	-	-
<b>3</b>	<b>Sale of goods</b>	<b>516.66</b>	<b>892.12</b>	<b>1,129.66</b>	-	<b>454.08</b>	<b>396.46</b>	<b>993.49</b>	<b>1,134.75</b>	-	-
	Jindal Stainless Steelways Limited	-	-	1,120.35	-	-	-	-	1,126.34	-	-
	Jindal Stainless (Hisar) Limited	-	892.12	-	-	-	-	993.49	-	-	-
	JSL Lifestyle Limited	-	-	4.63	-	-	-	-	7.63	-	-
	JSL Global Commodities Pte. Ltd.	-	-	-	-	454.08	-	-	-	-	-
	Jindal Coke Limited	31.59	-	-	-	-	98.75	-	-	-	-
	Jindal United Steel Limited	485.07	-	-	-	-	297.71	-	-	-	-
	JSL Logistics Limited	-	-	0.19	-	-	-	-	0.17	-	-
	J.S.S Steelitalia Limited	-	-	4.49	-	-	-	-	0.61	-	-



**JINDAL STAINLESS LIMITED**
**Summary of significant accounting policies and other explanatory information to consolidated financial statements for the year ended 31 March 2020**
**(All amounts in ₹ crores, unless otherwise stated)**

SI No	Particulars	Year ended and as at 31 March 2020					Year ended and as at 31 March 2019				
		Associates	Entity exercising significant influence on the Company	Subsidiaries of entity exercising significant influence on the Company	KMP	Entities under the control of KMP	Associates	Entity exercising significant influence on the Company	Subsidiaries of entity exercising significant influence on the Company	KMP	Entities under the control of KMP
<b>4</b>	<b>Rent received</b>	<b>2.71</b>	<b>1.53</b>	-	-	-	<b>2.71</b>	<b>1.43</b>	-	-	-
	Jindal Stainless (Hisar) Limited	-	1.53	-	-	-	-	1.43	-	-	-
	Jindal Stainless Corporate Management Services Private Limited	2.71	-	-	-	-	2.71	-	-	-	-
<b>5</b>	<b>Rent paid</b>	-	<b>0.71</b>	<b>14.03</b>	-	-	-	<b>2.88</b>	<b>3.85</b>	-	-
	Jindal Stainless (Hisar) Limited	-	0.71	-	-	-	-	2.88	-	-	-
	Jindal Stainless Steelways Limited	-	-	14.03	-	-	-	-	3.85	-	-
<b>6</b>	<b>Freight charges paid</b>	-	-	<b>1.43</b>	-	-	-	-	<b>1.58</b>	-	-
	JSL Logistics Limited	-	-	1.43	-	-	-	-	1.58	-	-
<b>7</b>	<b>Interest received</b>	<b>1.84</b>	-	<b>4.01</b>	-	-	-	-	<b>1.85</b>	-	-
	Jindal Stainless Steelways Limited	-	-	4.01	-	-	-	-	1.85	-	-
	Jindal United Steel Limited	1.84	-	-	-	-	-	-	-	-	-
<b>8</b>	<b>Commission received</b>	-	<b>6.97</b>	-	-	-	-	<b>6.76</b>	-	-	-
	Jindal Stainless (Hisar) Limited	-	6.97	-	-	-	-	6.76	-	-	-
<b>9</b>	<b>Interest Expenses</b>	-	<b>90.00</b>	<b>3.60</b>	-	-	-	<b>90.00</b>	-	-	-
	Jindal Stainless Steelways Limited	-	-	3.60	-	-	-	-	-	-	-
	Jindal Stainless (Hisar) Limited	-	90.00	-	-	-	-	90.00	-	-	-
<b>10</b>	<b>Commission on Purchase paid</b>	-	-	-	-	<b>16.99</b>	-	-	-	-	-
	Prime Stainless DMCC	-	-	-	-	6.17	-	-	-	-	-
	JSL Global Commodities Pte. Ltd.	-	-	-	-	10.82	-	-	-	-	-

**JINDAL STAINLESS LIMITED**
**Summary of significant accounting policies and other explanatory information to consolidated financial statements for the year ended 31 March 2020**
**(All amounts in ₹ crores, unless otherwise stated)**

SI No	Particulars	Year ended and as at 31 March 2020					Year ended and as at 31 March 2019				
		Associates	Entity exercising significant influence on the Company	Subsidiaries of entity exercising significant influence on the Company	KMP	Entities under the control of KMP	Associates	Entity exercising significant influence on the Company	Subsidiaries of entity exercising significant influence on the Company	KMP	Entities under the control of KMP
<b>11</b>	<b>Support service charges paid</b>	<b>58.05</b>	-	-	-	-	<b>58.92</b>	-	-	-	-
	Jindal Stainless Corporate Management Services Private Limited	58.05	-	-	-	-	58.92	-	-	-	-
<b>12</b>	<b>Support service charges received</b>	<b>70.25</b>	-	<b>0.62</b>	-	-	<b>47.15</b>	-	<b>10.40</b>	-	-
	Jindal Coke Limited	12.89	-	-	-	-	15.01	-	-	-	-
	Jindal United Steel Limited	57.36	-	-	-	-	32.14	-	-	-	-
	Jindal Stainless Steelways Limited	-	-	0.20	-	-	-	-	9.98	-	-
	JSL Logistics Limited	-	-	0.42	-	-	-	-	0.42	-	-
<b>13</b>	<b>Expenses incurred on behalf of Company and reimbursed</b>	-	<b>0.03</b>	<b>0.11</b>	-	-	-	<b>0.13</b>	-	-	-
	Jindal Stainless Steelways Limited	-	-	-	-	-	-	-	-	-	-
	JSL Lifestyle Limited	-	-	0.11	-	-	-	-	-	-	-
	Jindal Stainless (Hisar) Limited	-	0.03	-	-	-	-	0.13	-	-	-
<b>14</b>	<b>Expenses incurred and reimbursed by Company on behalf of</b>	<b>0.50</b>	<b>6.58</b>	<b>0.90</b>	-	<b>0.01</b>	<b>8.41</b>	<b>18.25</b>	<b>6.44</b>	-	-
	Jindal Coke Limited	0.04	-	-	-	-	0.07	-	-	-	-
	JSL Lifestyle Limited	-	-	0.44	-	-	-	-	0.82	-	-
	Jindal United Steel Limited	0.17	-	-	-	-	0.33	-	-	-	-
	Prime Stainless DMCC	-	-	-	-	0.01	-	-	-	-	-
	Jindal Stainless Steelways Limited	-	-	0.46	-	-	-	-	5.62	-	-

**JINDAL STAINLESS LIMITED**
**Summary of significant accounting policies and other explanatory information to consolidated financial statements for the year ended 31 March 2020**
**(All amounts in ₹ crores, unless otherwise stated)**

SI No	Particulars	Year ended and as at 31 March 2020					Year ended and as at 31 March 2019				
		Associates	Entity exercising significant influence on the Company	Subsidiaries of entity exercising significant influence on the Company	KMP	Entities under the control of KMP	Associates	Entity exercising significant influence on the Company	Subsidiaries of entity exercising significant influence on the Company	KMP	Entities under the control of KMP
	Jindal Stainless Corporate Management Services Private Limited	0.29	-	-	-	-	8.01	-	-	-	-
	Jindal Stainless (Hisar) Limited	-	6.58	-	-	-	-	18.25	-	-	-
<b>15</b>	<b>Bad debt written off</b>	-	-	-	-	-	-	-	5.57	-	-
	J.S.S Steelitalia Limited	-	-	-	-	-	-	-	5.57	-	-
<b>16</b>	<b>Remuneration</b>	-	-	-	18.25	-	-	-	-	36.21	-
	Mr. Ratan Jindal	-	-	-	13.92	-	-	-	-	31.86	-
	Mr. S. Bhattacharya	-	-	-	-	-	-	-	-	0.40	-
	Mr. Tarun Kumar Khulbe	-	-	-	1.60	-	-	-	-	1.25	-
	Mr. Sunil Yadav	-	-	-	-	-	-	-	-	0.05	-
	Mr. Anurag Mantri	-	-	-	1.93	-	-	-	-	2.03	-
	Mr. Navneet Raghuvanshi	-	-	-	0.80	-	-	-	-	0.62	-
<b>17</b>	<b>Non executive director-sitting fee</b>	-	-	-	0.23	-	-	-	-	0.22	-
	Mr. Gautam Kanjilal	-	-	-	0.05	-	-	-	-	0.05	-
	Mr. Suman Jyoti Khaitan	-	-	-	0.06	-	-	-	-	0.05	-
	Mr. T.S. Bhattacharya	-	-	-	0.02	-	-	-	-	0.03	-
	Mrs. Arti Luniya	-	-	-	0.01	-	-	-	-	-	-
	Mr. Jayaram Easwaran	-	-	-	0.03	-	-	-	-	-	-
	Ms. Bhaswati Mukherjee	-	-	-	0.05	-	-	-	-	0.04	-
	Dr. Rajeev Uberoi	-	-	-	0.01	-	-	-	-	0.05	-
<b>18</b>	<b>Security deposits repaid</b>	-	-	-	-	-	50.00	-	-	-	-
	Jindal Coke Limited	-	-	-	-	-	50.00	-	-	-	-

**JINDAL STAINLESS LIMITED**
**Summary of significant accounting policies and other explanatory information to consolidated financial statements for the year ended 31 March 2020**
**(All amounts in ₹ crores, unless otherwise stated)**

SI No	Particulars	Year ended and as at 31 March 2020					Year ended and as at 31 March 2019				
		Associates	Entity exercising significant influence on the Company	Subsidiaries of entity exercising significant influence on the Company	KMP	Entities under the control of KMP	Associates	Entity exercising significant influence on the Company	Subsidiaries of entity exercising significant influence on the Company	KMP	Entities under the control of KMP
	<b>Balances outstanding as at balance sheet date</b>										
<b>19</b>	<b>Corporate guarantee given</b>	-	<b>3,378.11</b>	-	-	-	-	<b>3,774.86</b>	-	-	-
	Jindal Stainless (Hisar) Limited	-	3,378.11	-	-	-	-	3,774.86	-	-	-
<b>20</b>	<b>Personal guarantee received</b>										
	Mr. Ratan Jindal	-	-	-	Refer note 15, 20 and 38	-	-	-	-	Refer note 15, 20 and 38	-
<b>21</b>	<b>Loans and advances - receivables</b>	<b>67.00</b>	-	-	-	-	-	-	-	-	-
	Jindal United Steel Limited	67.00	-	-	-	-	-	-	-	-	-
<b>22</b>	<b>Borrowings (inter corporate deposits)</b>	-	<b>900.00</b>	-	-	-	-	<b>900.00</b>	-	-	-
	Jindal Stainless (Hisar) Limited	-	900.00	-	-	-	-	900.00	-	-	-
<b>23</b>	<b>Receivables</b>	<b>69.26</b>	<b>26.66</b>	<b>13.03</b>	-	<b>51.57</b>	<b>78.71</b>	<b>8.14</b>	<b>9.57</b>	-	-
	JSL Lifestyle Limited	-	-	2.96	-	-	-	-	1.37	-	-
	JSL Global Commodities Pte. Ltd.	-	-	-	-	51.57	-	-	-	-	-
	Jindal United Steel Limited	57.74	-	-	-	-	73.48	-	-	-	-
	Jindal Stainless Corporate Management Services Private Limited	11.52	-	-	-	-	5.20	-	-	-	-
	Jindal Advance Materials Pvt. Ltd.	-	-	0.01	-	-	-	-	-	-	-

**JINDAL STAINLESS LIMITED**
**Summary of significant accounting policies and other explanatory information to consolidated financial statements for the year ended 31 March 2020**
**(All amounts in ₹ crores, unless otherwise stated)**

SI No	Particulars	Year ended and as at 31 March 2020					Year ended and as at 31 March 2019				
		Associates	Entity exercising significant influence on the Company	Subsidiaries of entity exercising significant influence on the Company	KMP	Entities under the control of KMP	Associates	Entity exercising significant influence on the Company	Subsidiaries of entity exercising significant influence on the Company	KMP	Entities under the control of KMP
	Jindal Coke Limited	-	-	-	-	-	0.03	-	-	-	-
	Jindal Stainless (Hisar) Limited	-	26.66	-	-	-	-	8.14	-	-	-
	Jindal Stainless Steelways Limited	-	-	-	-	-	-	-	2.63	-	-
	J.S.S. Steelitalia Limited	-	-	10.06	-	-	-	-	5.57	-	-
<b>24</b>	<b>Security deposit payable</b>	<b>329.64</b>	-	-	-	-	<b>329.64</b>	-	-	-	-
	Jindal Coke Limited	125.00	-	-	-	-	125.00	-	-	-	-
	Jindal United Steel Limited	204.64	-	-	-	-	204.64	-	-	-	-
<b>25</b>	<b>Payables</b>	<b>3.10</b>	<b>241.74</b>	<b>9.76</b>	-	<b>16.47</b>	-	<b>148.30</b>	<b>11.16</b>	-	-
	Prime Stainless DMCC	-	-	-	-	16.47	-	-	-	-	-
	Jindal Coke Limited	3.10	-	-	-	-	-	-	-	-	-
	Jindal Stainless Steelways Limited	-	-	9.75	-	-	-	-	10.88	-	-
	JSL Logistics Limited	-	-	0.01	-	-	-	-	0.13	-	-
	Jindal Stainless (Hisar) Limited	-	79.74	-	-	-	-	67.30	-	-	-
	Jindal Stainless (Hisar) Limited (Interest Payable)	-	162.00	-	-	-	-	81.00	-	-	-
	JSL Lifestyle Limited	-	-	-	-	-	-	-	0.15	-	-

\* In the opinion of the management, the transactions reported herein are on arms' length basis.

**JINDAL STAINLESS LIMITED**

Summary of significant accounting policies and other explanatory information to consolidated financial statements for the year ended 31 March 2020

(All amounts in ₹ crores, unless otherwise stated)

46

**A Additional information as required by Paragraph 2 of the General Instructions for Preparation of Consolidated Financial Statements to Schedule III to the Companies Act, 2013.**

Name of the entity	Net assets i.e. total assets minus total liabilities		Share in profit or loss		Share in other comprehensive income (OCI)		Share in total comprehensive income	
	2019-20		2019-20		2019-20		2019-20	
	As % of consolidated net assets	Amount	As % of consolidated profit	Amount	As % of consolidated OCI	Amount	As % of consolidated Total OCI	Amount
<b>Parent</b>								
Jindal Stainless Limited	97.33%	2,657.32	210.52%	152.88	(13.76%)	(1.01)	189.93%	151.87
<b>Subsidiaries</b>								
<b>Indian</b>								
Jindal Stainless Park Limited	0.00%	0.04	(0.01%)	(0.01)	-	-	(0.01%)	(0.01)
<b>Foreign</b>								
PT Jindal Stainless Indonesia	1.56%	42.51	(100.58%)	(73.04)	3.95%	0.29	(90.98%)	(72.75)
Jindal Stainless FZE	0.75%	20.60	3.64%	2.64	-	-	3.30%	2.64
JSL Group Holdings Pte Limited	1.20%	32.66	(0.03%)	(0.02)	-	-	(0.03%)	(0.02)
Iberjindal S.L.	1.16%	31.58	5.12%	3.72	-	-	4.65%	3.72

**JINDAL STAINLESS LIMITED**
**Summary of significant accounting policies and other explanatory information to consolidated financial statements for the year ended 31 March 2020**
**(All amounts in ₹ crores, unless otherwise stated)**

Name of the entity	Net assets i.e. total assets minus total liabilities		Share in profit or loss		Share in other comprehensive income (OCI)		Share in total comprehensive income	
	2019-20		2019-20		2019-20		2019-20	
	As % of consolidated net assets	Amount	As % of consolidated profit	Amount	As % of consolidated OCI	Amount	As % of consolidated Total OCI	Amount
<b>Non-controlling interest in all subsidiaries</b>	0.48%	13.02	1.79%	1.30	-	-	1.63%	1.30
<b>Associates (Investment as per equity method)</b>								
<b>Indian *</b>								
Jindal Coke Limited	5.02%	137.09	(4.21%)	(3.06)	(0.27%)	(0.02)	(3.85%)	(3.08)
Jindal United Steel Limited	6.18%	168.83	(8.39%)	(6.09)	(0.68%)	(0.05)	(7.68%)	(6.14)
Jindal Stainless Corporate Management Services Pvt. Ltd.	0.15%	4.16	1.76%	1.28	(0.41%)	(0.03)	1.56%	1.25
<b>Intercompany elimination and consolidation adjustment</b>	(13.83%)	(377.55)	(9.61%)	(6.98)	111.17%	8.16	1.48%	1.18
<b>Total</b>	<b>100.00%</b>	<b>2,730.26</b>	<b>100.00%</b>	<b>72.62</b>	<b>100.00%</b>	<b>7.34</b>	<b>100.00%</b>	<b>79.96</b>

\* Refer note 49 for details

**JINDAL STAINLESS LIMITED**

Summary of significant accounting policies and other explanatory information to consolidated financial statements for the year ended 31 March 2020

(All amounts in ₹ crores, unless otherwise stated)

**B Additional information as required by Paragraph 2 of the General Instructions for Preparation of Consolidated Financial Statements to Schedule III to the Companies Act, 2013.**

Name of the entity	Net assets i.e. total assets minus total liabilities		Share in profit or loss		Share in other comprehensive income (OCI)		Share in total comprehensive income	
	2018-19		2018-19		2018-19		2018-19	
	As % of consolidated net assets	Amount	As % of consolidated profit	Amount	As % of consolidated OCI	Amount	As % of consolidated Total OCI	Amount
<b>Parent</b>								
Jindal Stainless Limited	95.08%	2,474.51	95.82%	139.04	16.39%	(0.40)	97.18%	138.64
<b>Subsidiaries</b>								
<b>Indian</b>								
Jindal Stainless Park Limited	0.00%	0.05	-	-	-	-	-	-
<b>Foreign</b>								
PT Jindal Stainless Indonesia	3.56%	92.61	(15.53%)	(22.53)	(21.31%)	0.52	(15.43%)	(22.01)
Jindal Stainless FZE	0.63%	16.28	(9.62%)	(13.96)	-	-	(9.79%)	(13.96)
JSL Group Holdings Pte Limited	1.15%	29.92	0.01%	0.02	-	-	0.01%	0.02
Iberjindal S.L.	1.08%	28.05	5.57%	8.08	-	-	5.66%	8.08



**JINDAL STAINLESS LIMITED**
**Summary of significant accounting policies and other explanatory information to consolidated financial statements for the year ended 31 March 2020**
**(All amounts in ₹ crores, unless otherwise stated)**

Name of the entity	Net assets i.e. total assets minus total liabilities		Share in profit or loss		Share in other comprehensive income (OCI)		Share in total comprehensive income	
	2018-19		2018-19		2018-19		2018-19	
	As % of consolidated net assets	Amount	As % of consolidated profit	Amount	As % of consolidated OCI	Amount	As % of consolidated Total OCI	Amount
<b>Associates (Investment as per equity method)</b>								
<b>Indian *</b>								
Jindal Coke Limited	5.39%	140.16	7.19%	10.43	(0.41%)	0.01	7.32%	10.44
Jindal United Steel Limited	5.15%	134.03	-	-	-	-	-	-
Jindal Stainless Corporate Management Services Pvt. Ltd.	0.11%	2.92	1.24%	1.80	4.10%	(0.10)	1.19%	1.70
<b>Intercompany elimination and consolidation adjustment</b>	(12.60%)	(327.71)	13.44%	19.50	101.23%	(2.47)	11.95%	17.03
<b>Total</b>	<b>100.00%</b>	<b>2,602.54</b>	<b>100.00%</b>	<b>145.11</b>	<b>100.00%</b>	<b>(2.44)</b>	<b>100.00%</b>	<b>142.67</b>

\* Refer note 49 for details

**JINDAL STAINLESS LIMITED****Summary of significant accounting policies and other explanatory information to consolidated financial statements for the year ended 31 March 2020****(All amounts in ₹ crores, unless otherwise stated)****47 Financial Instruments****A Financial assets and liabilities**

The accounting classification of each category of financial instruments, and their carrying amounts, are set out below:

Particulars	Note	As at 31 March 2020	As at 31 March 2019
<b>Financial assets measured at fair value through profit or loss:</b>			
Investments	4	0.22	0.40
Derivative asset	6	30.83	32.97
<b>Financial assets measured at fair value through other comprehensive income:</b>			
Investments	4	8.58	8.58
<b>Financial assets measured at amortised cost:</b>			
Investments	4	36.11	33.24
Loans	5	110.43	46.82
Other financial assets	6	49.73	104.71
Trade receivables	9	705.19	919.38
Cash and cash equivalents	10	40.21	36.33
Other bank balances	11	28.45	8.89
<b>Total</b>		<b>1,009.75</b>	<b>1,191.32</b>
<b>Financial liabilities measured at fair value through profit or loss:</b>			
Derivative liability	16	61.79	16.59
<b>Financial liabilities measured at amortised cost:</b>			
Borrowings (including current maturity of long term debts)	15, 16 & 20	3,902.90	4,387.72
Other financial liabilities	16	541.76	470.40
Trade payables	21	2,659.58	2,488.33
<b>Total</b>		<b>7,166.03</b>	<b>7,363.04</b>

Investment in associates are measured as per equity method and hence, not presented here.

**B Fair values hierarchy**

The fair value of financial instruments as referred to in note (A) above has been classified into three categories depending on the inputs used in the valuation technique. The hierarchy gives the highest priority to quoted prices in active markets for identical assets or liabilities [Level 1 measurements] and lowest priority to unobservable inputs [Level 3 measurements].

**The categories used are as follows:**

**Level 1:** Quoted prices for identical instruments in an active market;

**Level 2:** Directly (i.e. as prices) or indirectly (i.e. derived from prices) observable market inputs, other than Level 1 inputs; and

**Level 3:** Inputs which are not based on observable market data (unobservable inputs). Fair values are determined in whole or in part using a net asset value or valuation model based on assumptions that are neither supported by prices from observable current market transactions in the same instrument nor are they based on available market data.

**JINDAL STAINLESS LIMITED****Summary of significant accounting policies and other explanatory information to consolidated financial statements for the year ended 31 March 2020**

(All amounts in ₹ crores, unless otherwise stated)

**B.1 Financial assets and liabilities measured at fair value - recurring fair value measurements**

As at 31 March 2020	Note	Level 1	Level 2	Level 3	Total
<b>Financial assets measured at fair value through profit or loss:</b>					
Investments	4	0.22	-	-	<b>0.22</b>
Derivative assets	6	-	30.83	-	<b>30.83</b>
<b>Financial assets measured at fair value through other comprehensive income:</b>					
Investments	4	-	-	8.58	<b>8.58</b>
<b>Financial liabilities measured at fair value through profit or loss:</b>					
Derivative liabilities	16	-	61.79	-	<b>61.79</b>

As at 31 March 2019	Note	Level 1	Level 2	Level 3	Total
<b>Financial assets measured at fair value through profit or loss:</b>					
Investments	4	0.40	-	-	<b>0.40</b>
Derivative assets	6	-	32.97	-	<b>32.97</b>
<b>Financial assets measured at fair value through other comprehensive income:</b>					
Investments	4	-	-	8.58	<b>8.58</b>
<b>Financial liabilities measured at fair value through profit or loss:</b>					
Derivative liabilities	16	-	16.59	-	<b>16.59</b>

**Valuation process and technique used to determine fair value**

- (i) The fair value of investments in quoted equity shares is based on the current bid price of respective investment as at the balance sheet date.
- (ii) The fair value of investments in unquoted equity shares is estimated at their respective costs, since those companies do not have any significant operations and there has neither been any significant change in their performance since initial recognition nor there is any expectation of such changes in foreseeable future.
- (iii) The Group enters into forward contracts with banks for hedging foreign currency risk of its borrowings and receivables and payables arising from import and export of goods. Fair values of such forward contracts are determined based on spot current exchange rates and forward foreign currency exchange premiums on similar contracts for the remaining maturity on the balance sheet date.

**JINDAL STAINLESS LIMITED****Summary of significant accounting policies and other explanatory information to consolidated financial statements for the year ended 31 March 2020****(All amounts in ₹ crores, unless otherwise stated)****B.2 Fair value of instruments measured at amortised cost**

**Fair value of instruments measured at amortised cost for which fair value is disclosed is as follows, these fair values are calculated using Level 3 inputs:**

Particulars	31 March 2020		31 March 2019	
	Carrying value	Fair value	Carrying value	Fair value
<b>Financial assets</b>				
Investments	33.80	34.31	33.24	31.36
Security deposits	26.57	27.73	28.25	29.19
Bank deposits with remaining maturity of more than 12 months	2.24	2.24	0.43	0.43
Loans	78.69	78.69	10.70	10.70
<b>Financial liabilities</b>				
Security deposits	29.12	38.92	26.01	31.82
Borrowings	2,715.57	2,715.57	3,152.69	3,152.69

The management assessed that fair values of current loans, other current financial assets, cash and cash equivalents, other bank balances, trade receivables, current investments, short term borrowings, trade payables and other current financial liabilities approximate their respective carrying amounts largely due to the short-term maturities of these instruments. The fair value of the financial assets and liabilities is disclosed at the amount at which the instrument could be exchanged in a current transaction between willing parties, other than in a forced or liquidation sale. The following methods and assumptions were used to estimate the fair values:

- (i) Non-current investments, long-term loans and advances and non-current financial liabilities are evaluated by the Group based on parameters such as interest rates, individual creditworthiness of the counterparty/borrower and other market risk factors.
- (ii) The fair values of the Group's fixed interest-bearing liabilities, loans and receivables are determined by applying discounted cash flows ('DCF') method, using discount rate that reflects the issuer's borrowing rate as at the end of the reporting period. The own non-performance risk as at 31 March 2020 was assessed to be insignificant.
- (iii) Most of the long term borrowing facilities availed by the Group from unrelated parties are variable rate facilities which are subject to changes in underlying interest rate indices. Further, the credit spread on these facilities are subject to change with changes in Group's credit worthiness. The inter corporate deposit from the related party is also a variable rate facility which is subject to changes as notified by lender from time to time in accordance with prevailing market interest rates. The management believes that the current rate of interest on these loans are in close approximation from market rates applicable to the Group. Therefore, the management estimates that the fair value of these borrowings are approximate to their respective carrying values.

## JINDAL STAINLESS LIMITED

### Summary of significant accounting policies and other explanatory information to consolidated financial statements for the year ended 31 March 2020 (All amounts in ₹ crores, unless otherwise stated)

#### C. Financial Risk Management

##### Risk Management

The Group's activities expose it to market risk, liquidity risk and credit risk. The Group's Board of Directors has overall responsibility for the establishment and oversight of the Group's risk management framework. This note explains the sources of risk which the entity is exposed to and how the entity manages the risk and the related impact in the financial statements.

Risk	Exposure arising from	Measurement	Management
Credit risk	Investments in redeemable preference shares and government securities, loans, Cash and cash equivalents, trade receivables, derivative financial instruments and other financial assets measured at amortised cost	Aging analysis, Credit ratings	Bank deposits, diversification of asset base, credit limits
Liquidity risk	Borrowings and other liabilities	Rolling cash flow forecasts	Availability of committed credit lines and borrowing
Market risk - foreign exchange	Recognised financial assets and liabilities not denominated in Indian rupee (₹)	Cash flow forecasting	Forward foreign exchange contracts
Market risk - interest	Long-term borrowings at variable rates	Sensitivity analysis	Negotiation of terms that reflect the market factors
Market risk - security price	Investments in equity securities	Sensitivity analysis	Diversification of portfolio, with focus on strategic investments

The Group's risk management is carried out by a central treasury department (of the Group) under policies approved by the board of directors. The board of directors provides written principles for overall risk management, as well as policies covering specific areas, such as foreign exchange risk, interest rate risk, credit risk and investment of excess liquidity.

##### C.1 Credit risk

Credit risk is the risk that a counterparty fails to discharge its obligation to the Group. The Group's exposure to credit risk is influenced mainly by investments in redeemable preference shares, cash and cash equivalents, trade receivables, derivative financial instruments and other financial assets measured at amortised cost. The Group continuously monitors defaults of customers and other counterparties and incorporates this information into its credit risk controls.

##### a) Credit risk management

The Group assesses and manages credit risk based on internal credit rating system. Internal credit rating is performed for each class of financial instruments with different characteristics. The Group assigns the following credit ratings to each class of financial assets based on the assumptions, inputs and factors specific to the class of financial assets.

- (i) Low credit risk
- (ii) Moderate credit risk
- (iii) High credit risk

## JINDAL STAINLESS LIMITED

### Summary of significant accounting policies and other explanatory information to consolidated financial statements for the year ended 31 March 2020

(All amounts in ₹ crores, unless otherwise stated)

Based on business environment in which the Group operates, a default on a financial asset is considered when the counter party fails to make payments within the agreed time period as per contract. Loss rates reflecting defaults are based on actual credit loss experience and considering differences between current and historical economic conditions.

Assets are written off when there is no reasonable expectation of recovery, such as a debtor declaring bankruptcy or a litigation decided against the Group. The Group continues to engage with parties whose balances are written off and attempts to enforce repayment. Recoveries made are recognised in statement of profit and loss.

In respect of financial assets carried at amortised cost, other than trade receivables, the management has evaluated that as at 31 March 2020 and 31 March 2019, the credit risk is low and hence, allowance, if any, is measured at 12-month expected credit loss.

In respect of trade receivables, the Holding Company is required to follow simplified approach and accordingly, allowance is recognised for lifetime expected credit losses.

#### **Cash and cash equivalents and bank deposits**

Credit risk related to cash and cash equivalents and bank deposits is managed by only accepting highly rated banks and diversifying bank deposits and accounts in different banks across the country.

#### **Derivative financial instruments**

Derivative financial instruments are considered to have low credit risk since the contracts are with reputable banks, most of which have an 'investment grade' credit rating.

#### **Trade receivables**

Trade receivables are generally unsecured and non-interest bearing. There is no significant concentration of credit risk. The Group's credit risk management policy in relation to trade receivables involves periodically assessing the financial reliability of customers, taking into account their financial position, past experience and other factors. The utilization of credit limit is regularly monitored and a significant element of credit risk is covered by credit insurance. The Group's credit risk is mainly confined to the risk of customers defaulting against credit sales made. Outstanding trade receivables are regularly monitored by the Group. The Group has also taken advances and security deposits from its customers, which mitigate the credit risk to an extent. In respect of trade receivables, the Group recognises a provision for lifetime expected credit losses after evaluating the individual probabilities of default of its customers which are duly based on the inputs received from the marketing teams of the Group.

#### **Other financial assets measured at amortised cost**

Investments in redeemable preference shares of associate companies, loans (comprising security deposits) and other financial assets are considered to have low credit risk since there is a low risk of default by the counterparties owing to their strong capacity to meet contractual cash flow obligations in the near term. Credit risk related to these other financial assets is managed by monitoring the recoverability of such amounts continuously, while at the same time internal control system in place ensure the amounts are within defined limits.

#### **b) Expected credit losses for financial assets**

##### **i) Financial assets (other than trade receivables)**

Group provides for expected credit losses on loans and advances other than trade receivables by assessing individual financial instruments for expectation of any credit losses.

## JINDAL STAINLESS LIMITED

### Summary of significant accounting policies and other explanatory information to consolidated financial statements for the year ended 31 March 2020

(All amounts in ₹ crores, unless otherwise stated)

- For cash & cash equivalents, other bank balances and derivative financial instruments- Since the Group deals with only high-rated banks and financial institutions, credit risk in respect of cash and cash equivalents, derivative financial instruments, other bank balances and bank deposits is evaluated as very low.
- For loans comprising security deposits paid - Credit risk is considered low because the Group is in possession of the underlying asset.
- For other financial assets - Credit risk is evaluated based on Group knowledge of the credit worthiness of those parties and loss allowance is measured. For such financial assets, the Group policy is to provide for 12 month expected credit losses upon initial recognition and provide for lifetime expected credit losses upon significant increase in credit risk.

As at 31 March 2020 and 31 March 2019, management has evaluated that the probability of default of outstanding financial assets (other than trade receivables) is insignificant and therefore, no allowance for expected credit losses has been recognised.

#### ii) **Expected credit loss for trade receivables under simplified approach**

In respect of trade receivables, the Group's measures the loss allowance at an amount equal to lifetime expected credit losses using a simplified approach.

Based on evaluation of historical credit loss experience, management considers an insignificant probability of default in respect of receivables which are less than one year overdue. Receivables which are more than one year overdue are analysed individually and allowance for expected credit loss is recognised accordingly.

## C.2 Liquidity risk

Liquidity risk is the risk that the Group will encounter difficulty in meeting the obligations associated with its financial liabilities that are settled by delivering cash or another financial asset. The Group's approach to managing liquidity is to ensure as far as possible, it will have sufficient liquidity to meet its liabilities when they are due.

Management monitors rolling forecasts of the Group's liquidity position and cash and cash equivalents on the basis of expected cash flows. The Group takes into account the liquidity of the market in which the entity operates.

### a) **Financing arrangements**

The Group has access to the following undrawn borrowing facilities at the end of the reporting period:

Particulars	As at 31 March 2020	As at 31 March 2019
Secured*	666.24	711.52

\* Working capital facilities due for review every year

### b) **Maturities of financial liabilities**

The tables below analyse the Group's financial liabilities into relevant maturity groupings based on their contractual maturities.

The amounts disclosed in the table are the contractual undiscounted cash flows. Balances due within 12 months equal their carrying amounts as the impact of discounting is not significant.

**JINDAL STAINLESS LIMITED**
**Summary of significant accounting policies and other explanatory information to consolidated financial statements for the year ended 31 March 2020**
**(All amounts in ₹ crores, unless otherwise stated)**

31 March 2020	Less than 1 year	1-2 year	2-3 year	More than 3 years	Total
<b>Non-derivatives</b>					
Borrowing (including current maturities of long term debt) along with estimated future interest	853.08	579.17	1,374.36	1,604.60	<b>4,411.21</b>
Short term borrowings	645.73	-	-	-	<b>645.73</b>
Security deposit	13.47	-	-	329.64	<b>343.11</b>
Trade payables	2,659.58	-	-	-	<b>2,659.58</b>
Other financial liabilities	425.89	12.41	12.41	119.87	<b>570.58</b>
<b>Derivatives</b>					
Derivative liability	61.79	-	-	-	<b>61.79</b>
<b>Total</b>	<b>4,659.54</b>	<b>591.58</b>	<b>1,386.77</b>	<b>2,054.11</b>	<b>8,692.00</b>

31 March 2019	Less than 1 year	1-2 year	2-3 year	More than 3 years	Total
<b>Non-derivatives</b>					
Borrowing (including current maturities of long term debt) along with estimated future interest	850.30	1,589.54	490.58	1,907.48	<b>4,837.90</b>
Short term borrowings	742.99	-	-	-	<b>742.99</b>
Security deposit	98.36	-	-	329.64	<b>428.00</b>
Trade payables	2,488.33	-	-	-	<b>2,488.33</b>
Other financial liabilities	431.39	-	-	-	<b>431.39</b>
<b>Derivatives</b>					
Derivative liability	16.59	-	-	-	<b>16.59</b>
<b>Total</b>	<b>4,627.96</b>	<b>1,589.54</b>	<b>490.58</b>	<b>2,237.12</b>	<b>8,945.20</b>

**C.3 Market risk**
**a) Foreign currency risk**

The Group is exposed to foreign exchange risk in the normal course of its business. Multiple currency exposures arise from commercial transactions like sales, purchases, borrowings, recognized financial assets and liabilities (monetary items). Certain transactions of the Group act as natural hedge as a portion of both assets and liabilities are denominated in similar foreign currencies. For the remaining exposure to foreign exchange risk, the Group adopts the policy of selective hedging based on risk perception of management. Foreign exchange hedging contracts are carried at fair value. Foreign currency exposures that are not hedged by derivative instruments outstanding as on the balance sheet date are as under:

Particulars	As at 31 March 2020		As at 31 March 2019	
	Foreign currency (in million)	Amount (₹ crores)	Foreign currency (in million)	Amount (₹ crores)
<b>Trade receivables</b>				
GBP	-	-	0.06	0.52
<b>Borrowings</b>				
USD	36.56	276.34	88.76	613.84
EURO	-	-	2.23	17.29



**JINDAL STAINLESS LIMITED**
**Summary of significant accounting policies and other explanatory information to consolidated financial statements for the year ended 31 March 2020**
**(All amounts in ₹ crores, unless otherwise stated)**

Particulars	As at 31 March 2020		As at 31 March 2019	
	Foreign currency (in million)	Amount (₹ crores)	Foreign currency (in million)	Amount (₹ crores)
<b>Trade payables</b>				
USD	63.43	479.42	57.04	394.49
EURO	2.59	21.61	2.03	15.75
GBP	0.00	0.01	-	-
JPY	0.25	0.02	0.46	0.03
SGD	0.00	0.00	-	-

Foreign exchange risk sensitivity analysis has been performed on the foreign currency exposures in the Group's financial assets and financial liabilities at the reporting date, net of derivative contracts for hedging those exposures. Reasonably possible changes are based on an analysis of historic currency volatility, together with any relevant assumptions regarding near-term future volatility.

The impact on the Group's profit before tax due to changes in the foreign currency exchange rates are given below:

Particulars	Year ended 31 March 2020	Year ended 31 March 2019
<b>USD Sensitivity</b>		
INR/USD - Increase by 5.45% (31 March 2019 - 6.82%)	(41.19)	(68.77)
INR/USD - Decrease by 5.45% (31 March 2019 - 6.82%)	41.19	68.77
<b>GBP Sensitivity</b>		
INR/GBP - Increase by 10.65% (31 March 2019 - 8.82%)	(0.00)	0.05
INR/GBP - Decrease by 10.65% (31 March 2019 - 8.82%)	0.00	(0.05)
<b>Euro Sensitivity</b>		
INR/EURO - Increase by 7.57% (31 March 2019 - 7.26%)	(1.64)	(2.40)
INR/EURO - Decrease by 7.57% (31 March 2019 - 7.26%)	1.64	2.40

**b) Interest rate risk**
**i) Financial liabilities**

The Group's policy is to minimise interest rate cash flow risk exposures on external financing. At 31 March 2020 and 31 March 2019, the Group is exposed to changes in interest rates through bank borrowings carrying variable interest rates. The Group's investments in fixed deposits carry fixed interest rates.

**Interest rate risk exposure**

Below is the overall exposure of the Group to interest rate risk:

Particulars	As at 31 March 2020	As at 31 March 2019
Variable rate borrowing	3,724.02	3,489.44
Fixed rate borrowing	178.88	898.28
<b>Total borrowings</b>	<b>3,902.90</b>	<b>4,387.72</b>

## JINDAL STAINLESS LIMITED

### Summary of significant accounting policies and other explanatory information to consolidated financial statements for the year ended 31 March 2020

(All amounts in ₹ crores, unless otherwise stated)

#### Sensitivity

Below is the sensitivity of profit or loss to interest rates.

Particulars	Year ended 31 March 2020	Year ended 31 March 2019
<b>Interest sensitivity*</b>		
Interest rates – increase by 50 basis points	12.11	11.35
Interest rates – decrease by 50 basis points	(12.11)	(11.35)

\* Holding all other variables constant

#### ii) Financial assets

The Group's investments in redeemable preference shares of its associate companies and government securities, loan to a related party and deposits with banks are carried at amortised cost and are fixed rate instruments. They are, therefore, not subject to interest rate risk as defined in Ind AS 107, since neither the carrying amount nor the future cash flows will fluctuate because of a change in market interest rates.

#### c) Price risk

##### i) Exposure

The Group's exposure to price risk arises from investments held and classified in the balance sheet either as fair value through other comprehensive income or at fair value through profit or loss (FVTPL). To manage the price risk arising from investments, the Group diversifies its portfolio of assets.

##### ii) Sensitivity

The table below summarises the impact of increases/decreases of the index on the Group's equity and profit for the period:

#### Impact on profit before tax

Particulars	As at 31 March 2020	As at 31 March 2019
<b>Quoted equity</b>		
Price increase by 5% - FVTPL	0.01	0.02
Price decrease by 5% - FVTPL	(0.01)	(0.02)

## 48 Capital Management

The Group's capital management objectives are

- to ensure their ability to continue as a going concern
- to provide an adequate return to shareholders

The Group manages its capital structure and makes adjustments to it in the light of changes in economic conditions and the risk characteristics of the underlying assets. In order to maintain or adjust the capital structure, the Group may adjust the amount of dividends paid to shareholders, return capital to shareholders, issue new shares or sell assets to reduce debt.

The Group monitors capital on the basis of its gearing ratio, debt equity ratio and ratio of net debts to its earnings before interest, depreciation and amortisation (EBITDA).

**JINDAL STAINLESS LIMITED****Summary of significant accounting policies and other explanatory information to consolidated financial statements for the year ended 31 March 2020**

(All amounts in ₹ crores, unless otherwise stated)

**Debt equity ratio**

Particulars	As at 31 March 2020	As at 31 March 2019
Total borrowings (including current maturities of long term debt)	3,902.90	4,387.72
Less: Cash and cash equivalents	40.21	36.33
<b>Net debt</b>	<b>3,862.69</b>	<b>4,351.39</b>
Total equity	2,730.26	2,602.54
<b>Net debt to equity ratio</b>	<b>141.48%</b>	<b>167.20%</b>

**Ratio of net debt to EBITDA**

Particulars	As at 31 March 2020	As at 31 March 2019
<b>Profit before exceptional item and tax</b>	<b>160.82</b>	<b>221.04</b>
Less: Other income	39.89	32.61
Add: Depreciation and amortisation expense	425.16	351.50
Add: Finance cost	585.53	636.87
<b>EBITDA</b>	<b>1,131.62</b>	<b>1,176.80</b>
Net debt	3,862.69	4,351.39
<b>Ratio of net debt to EBITDA</b>	<b>3.41</b>	<b>3.70</b>

**Gearing ratio**

Particulars	As at 31 March 2020	As at 31 March 2019
Total borrowings (including current maturities of long term debt)	3,902.90	4,387.72
Less: Cash and cash equivalents	40.21	36.33
<b>Net debt</b>	<b>3,862.69</b>	<b>4,351.39</b>
Total equity	2,730.26	2,602.54
<b>Equity and net debt</b>	<b>6,592.95</b>	<b>6,953.93</b>
<b>Gearing ratio</b>	<b>58.59%</b>	<b>62.57%</b>

As per loan covenants, the Group is required to comply with requirement relating to certain financial ratio (including total debt to EBITDA/ net worth, EBITDA to gross interest, debt service coverage ratio and fixed assets coverage ratio). During the year ended 31 March 2020 and 31 March 2019, the Group has complied with the financial ratios as per loan covenants.

**JINDAL STAINLESS LIMITED**

Summary of significant accounting policies and other explanatory information to consolidated financial statements for the year ended 31 March 2020  
(All amounts in ₹ crores, unless otherwise stated)

**49 Financial information of subsidiaries with material non-controlling interest and associates which are material to the Group**

**I Information about subsidiary with material non-controlling interest**

A	Name of entity	Principal activity	Principal place of business	% of equity	
				As at 31 March 2020	As at 31 March 2019
	Iber Jindal S.L	Processing and marketing of ferrous metals	Spain	65.00	65.00

<b>(i) Summarised balance sheet</b>		
Particulars	As at 31 March 2020	As at 31 March 2019
Non-current assets	2.90	1.04
Current assets	255.88	211.72
<b>Total assets</b>	<b>258.78</b>	<b>212.76</b>
Non-current liabilities	-	-
Current liabilities	227.20	184.71
<b>Total liabilities</b>	<b>227.20</b>	<b>184.71</b>
<b>Net assets *</b>	<b>31.58</b>	<b>28.05</b>

<b>(ii) Summarised statement of profit and loss</b>		
Particulars	Year ended 31 March 2020	Year ended 31 March 2019
Revenue	471.50	427.20
<b>Total comprehensive income</b>		
Profit for the year	3.72	8.08
Other comprehensive income	-	-
<b>Total*</b>	<b>3.72</b>	<b>8.08</b>
Attributable to non controlling Interest *	1.30	2.83
<i>* This number is before considering inter-company elimination</i>		

<b>(iii) Summarised cash flow statement</b>		
Particulars	Year ended 31 March 2020	Year ended 31 March 2019
Net cash inflow/(outflow) from operating activities	13.90	(16.80)
Net cash inflow/(outflow) from investing activities	(1.94)	(0.26)
Net cash inflow/(outflow) from financing activities	(10.43)	19.47
<b>Net cash inflow/(outflow)</b>	<b>1.53</b>	<b>2.41</b>

<b>(iv) Non-controlling interest</b>		
Particulars	As at 31 March 2020	As at 31 March 2019
Accumulated balance of material non-controlling interest	13.02	11.72
	<b>13.02</b>	<b>11.72</b>

**JINDAL STAINLESS LIMITED****Summary of significant accounting policies and other explanatory information to consolidated financial statements for the year ended 31 March 2020****(All amounts in ₹ crores, unless otherwise stated)****II Summarised financial information of associate companies that are material to the Group:**

A	Name of entity	Principal activity	Principal place of business	% of equity	
				As at 31 March 2020	As at 31 March 2019
	Jindal United Steel Limited	Manufacturer of hot rolled products of stainless steel & carbon steel	India	26.00	26.00

The above associate is accounted for using equity method in the consolidated financial statements. There is no quoted market price for Jindal United Steel Limited.

<b>(i) Summarised balance sheet</b>			
	Particulars	As at 31 March 2020	As at 31 March 2019
	Non-current assets	3,031.21	2,996.06
	Current assets	124.28	100.69
	<b>Total assets</b>	<b>3,155.49</b>	<b>3,096.75</b>
	Non-current liabilities	2,560.33	2,515.93
	Current liabilities	161.72	240.27
	<b>Total liabilities</b>	<b>2,722.05</b>	<b>2,756.20</b>
	<b>Net assets</b>	<b>433.44</b>	<b>340.55</b>
<b>(ii) Summarised statement of profit and loss</b>			
	Particulars	Year ended 31 March 2020	Year ended 31 March 2019
	Revenue	279.68	-
	<b>Total comprehensive income</b>		
	Net profit	(23.41)	-
	Other comprehensive income	(0.19)	-
	<b>Total</b>	<b>(23.60)</b>	-
	Dividend received during the year	-	-

**JINDAL STAINLESS LIMITED**
**Summary of significant accounting policies and other explanatory information to consolidated financial statements for the year ended 31 March 2020**
**(All amounts in ₹ crores, unless otherwise stated)**

<b>(iii) Reconciliation of summarised financial information to the carrying amount of the interest in the associates recognised in the consolidated financial statements:</b>			
	<b>Particulars</b>	<b>As at 31 March 2020</b>	<b>As at 31 March 2019</b>
	<b>Opening net assets</b>	<b>340.54</b>	<b>299.99</b>
	Add: shares issued during the year	116.50	40.55
	<b>Total net assets available for equity holders</b>	<b>457.04</b>	<b>340.54</b>
	Add: Profit during the year	(23.41)	-
	Add: Other comprehensive income during the year	(0.19)	-
	<b>Closing net assets</b>	<b>433.44</b>	<b>340.54</b>
	Less: Instruments entirely equity in nature *	75.95	116.88
	<b>Closing net assets available for equity holders</b>	<b>357.49</b>	<b>223.66</b>
	Group's share in %	26.00	26.00
	Group's share in ₹	92.95	58.15
	Investment in 10 % Non-cumulative non-convertible redeemable preference shares (equity portion)	75.88	75.88
	<b>Carrying value of investment accounted for using equity method</b>	<b>168.83</b>	<b>134.03</b>

\* Instruments entirely equity in nature includes non-cumulative compulsory convertible preference shares issued to Holding Company.

<b>B</b>	<b>Name of entity</b>	<b>Principal activity</b>	<b>Principal place of business</b>	<b>% of equity</b>	
				<b>As at 31 March 2020</b>	<b>As at 31 March 2019</b>
	Jindal Coke Limited	Manufacturer of coke and coke products	India	26.00	26.00
	The above associate is accounted for using equity method in the consolidated financial statement. There is no quoted market price for Jindal Coke Limited.				
<b>(i)</b>	<b>Summarised balance sheet</b>				
	<b>Particulars</b>			<b>As at 31 March 2020</b>	<b>As at 31 March 2019</b>
	Non-current assets			610.53	616.19
	Current assets			213.09	237.07
	<b>Total assets</b>			<b>823.62</b>	<b>853.26</b>
	Non-current liabilities			526.69	544.92
	Current liabilities			108.54	108.13
	<b>Total liabilities</b>			<b>635.23</b>	<b>653.05</b>
	<b>Net assets</b>			<b>188.39</b>	<b>200.21</b>

**JINDAL STAINLESS LIMITED**
**Summary of significant accounting policies and other explanatory information to consolidated financial statements for the year ended 31 March 2020**
**(All amounts in ₹ crores, unless otherwise stated)**

(ii)	Summarised statement of profit and loss		
	Particulars	Year ended 31 March 2020	Year ended 31 March 2019
	Total revenue	764.83	940.65
	<b>Total comprehensive income</b>		
	Net profit	(11.75)	40.11
	Other comprehensive income	(0.07)	0.02
	<b>Total</b>	<b>(11.82)</b>	<b>40.13</b>
	Dividend received during the year	-	-

(iii)	Reconciliation of summarised financial information to the carrying amount of the interest in the associates recognised in the consolidated financial statements:		
	Particulars	As at 31 March 2020	As at 31 March 2019
	<b>Opening net assets</b>	<b>200.21</b>	<b>160.08</b>
	Add: Profit during the year	(11.75)	40.11
	Add: Other comprehensive income during the year	(0.07)	0.02
	<b>Closing net assets</b>	<b>188.39</b>	<b>200.21</b>
	Less: Instruments entirely equity in nature *	17.62	17.62
	<b>Closing net assets available for equity holders</b>	<b>170.77</b>	<b>182.59</b>
	Group's share in %	26.00	26.00
	Group's share in ₹	44.40	47.47
	Share of profit due to change in shareholding	13.38	13.38
	Investment in 10 % Non-cumulative non-convertible redeemable preference shares (equity portion)	79.31	79.31
	<b>Carrying value of investment accounted for using equity method</b>	<b>137.09</b>	<b>140.16</b>

\* Instruments entire equity in nature includes non-cumulative compulsory convertible preference shares issued to Holding Company.

**JINDAL STAINLESS LIMITED**

**Summary of significant accounting policies and other explanatory information to consolidated financial statements for the year ended 31 March 2020**

**(All amounts in ₹ crores, unless otherwise stated)**

**III Immaterial interest in associate: Jindal Stainless Corporate Management Services Private Limited, an associate that is immaterial to the parent**

	As at 31 March 2020	As at 31 March 2019
Aggregate carrying amount of individually immaterial associate	4.16	2.92
Group share in:		
Profit for the year	1.28	1.81
Other comprehensive income	(0.03)	(0.09)
<b>Total comprehensive income</b>	<b>1.25</b>	<b>1.72</b>

50	<b>Loss of control in subsidiary Company</b>		
	On 11 December 2018, one of the subsidiary company of the Group, Jindal UK Limited was liquidated. The resultant gain / loss on liquidation of the subsidiary company has been included in consolidated financial statements. The carrying amount of assets and liabilities on the date of liquidation, profit/loss on disposal and net cash inflow from disposal are set below.		
<b>A</b>	<b>Carrying amount of subsidiary assets and liabilities</b>		
		As at 31 March 2020	As at 31 March 2019
	<b>Assets</b>		
	Cash and cash equivalents	-	1.17
	Current tax assets (net)	-	0.08
	Other current assets	-	0.14
	<b>Total assets</b>	<b>-</b>	<b>1.39</b>
	<b>Total liabilities</b>		-
	<b>Net assets</b>	<b>-</b>	<b>1.39</b>
<b>B</b>	<b>Computation of gain on loss of control on account of liquidation of subsidiary Company</b>		
	<b>Group stake in subsidiary on date of liquidation</b>	-	<b>1.39</b>
	Total consideration received in cash	-	1.41
	<b>Net gain on disposal *</b>	<b>-</b>	<b>0.02</b>

*\* The aforementioned gain on disposal is recognised as "Gain on disposal of investments (net)" under the head other income*



**JINDAL STAINLESS LIMITED**

**Summary of significant accounting policies and other explanatory information to consolidated financial statements for the year ended 31 March 2020  
(All amounts in ₹ crores, unless otherwise stated)**

This is the summary of significant accounting policies and other explanatory information referred in our report of even date.

For and on behalf of the Board of Directors

**For Walker Chandiok & Co LLP**

Chartered Accountants  
FRN 001076N/N500013

**Siddharth Talwar**

Partner  
Membership No.: 512752

Place: Faridabad

Date: 06 June 2020

**Abhyuday Jindal**

Managing Director  
DIN: 07290474

**Anurag Mantri**

Chief Financial Officer

Place: New Delhi

**Tarun Kumar Khulbe**

Whole Time Director  
DIN: 07302532

**Navneet Raghuvanshi**

Company Secretary

**FORM AOC-1 (Pursuant to first proviso to sub-section (3) of section 129 read with rule 5 of Companies (Accounts) Rules, 2014)**  
**STATEMENT CONTAINING SALIENT FEATURES OF THE FINANCIAL STATEMENT OF SUBSIDIARIES**

(Rs. in Crores)

Name of the Subsidiary	Reporting Period	Reporting Currency and Exchange Rate in ₹	Exchange Rate in ₹	Share Capital	Other Equity	Total Assets	Total Liabilities	Investment	Turnover (Gross)	Profit/(Loss) before Taxation (Including Other Comprehensive Income)	Provision for Taxation	Profit/(Loss) after Taxation (Including Other Comprehensive Income)	Proposed Dividend	% of Share holding
PT. Jindal Stainless Indonesia	31/Mar/20	USD	75.55	94.44	(51.93)	599.16	556.65	-	648.25	(66.77)	5.99	(72.76)	-	99.999%
Jindal Park Limited	31/Mar/20	INR	1.00	0.05	(0.01)	0.05	0.01	-	-	(0.01)	(0.00)	(0.01)	-	100.00%
Jindal Stainless FZE	31/Mar/20	AED	20.57	12.34	8.26	23.98	3.38	-	28.81	2.64	-	2.64	-	100.00%
JSL Group Holdings Pte Limited	31/Mar/20	USD	75.55	34.00	(1.34)	34.00	1.34	-	-	(0.02)	-	(0.02)	-	100.00%
Iberjindal S.L	31/Mar/20	EURO	83.32	8.33	23.24	258.78	227.20	-	471.50	4.98	1.26	3.72	-	65.00%

(Rs. in Crores)

Name of Associate	Latest audited Balance Sheet Date	Shares of Associate held by the company on the year end				Profit/Loss for the year (including Other Comprehensive Income)			
		No.	Amount of Investment in Associate	Extend of Holding%	Net worth attributable to shareholding as per latest audited Balance Sheet	Considered in Consolidation	Not Considered in Consolidation	Description of how there is significant influence	Reason why the Associate is not consolidated
Jindal Stainless Corporate Management Services Private Limited	31-Mar-20	5,000	0.01	50%	4.16	1.26	1.26	% Holding	NA
Jindal Coke Ltd	31-Mar-20	8,432,372	8.43	26%	48.98	-3.07	(8.75)	% Holding	NA
Jindal United Steel Ltd	31-Mar-20	99,098,577	99.10	26%	112.69	-6.14	(17.46)	% Holding	NA

**Note:**

- i) Joint Ventures (a) MJSJ Coal Limited and (b) Jindal Synfuels Limited have been excluded from consolidation, as group does not have any control thereto as Investment in terms of agreement as Investor, being 9% and 10% respectively.

Place: Faridabad Date: 06 June 2020	<b>Abhyuday Jindal</b> Managing Director DIN: 07290474	<b>Tarun Kumar Khulbe</b> Whole Time Director DIN: 07302532	<b>Anurag Mantri</b> Chief Financial Officer	<b>Navneet Raghuvanshi</b> Company Secretary
--	--	---	---	---

**JINDAL STAINLESS LIMITED**

(CIN: L26922HR1980PLC010901)

Regd. Office: O.P. Jindal Marg, Hisar - 125 005 (Haryana), India

Phone No. (01662) 222471-83, Fax No. (01662) 220499

Corporate Office: Jindal Centre, 12, Bhikaiji Cama Place, New Delhi - 110066

Email Id. for Investors: [investorcare@jindalstainless.com](mailto:investorcare@jindalstainless.com)

Website: [www.jslstainless.com](http://www.jslstainless.com)

**E-COMMUNICATION REGISTRATION FORM**

To,  
Link Intime India Private Limited  
[Unit: Jindal Stainless Limited]  
Noble Heights, 1st Floor, Plot NH 2  
C-1 Block LSC, Near Savitri Market  
Janakpuri, New Delhi – 110058  
Phone No.: (011) 41410592/93/94  
Fax No.: (011) 41410591  
Email: [delhi@linkintime.co.in](mailto:delhi@linkintime.co.in)

**Green initiative on Corporate Governance**

I/we hereby exercise my/our option to receive all communications from the Company such as Notice of General Meeting, Explanatory Statement, Audited Financial Statements, Balance Sheet, Profit & Loss Account, Directors' Report, Auditor's Report etc. in electronic mode pursuant to the "Green Initiative in Corporate Governance" taken by the Ministry of Corporate Affairs vide circular no. 17/2011 dated 21<sup>st</sup> April, 2011. Please register my e-mail ID as given below, in your records, for sending the communications:

Folio No. / DP ID & Client No.: .....

Name of 1st Registered Holder: .....

Name of Joint Holder(s), if any: .....

Registered Address of the Sole/1<sup>st</sup> Registered Holder:.....

No. of Shares held: .....

E-mail ID (to be registered): .....

Date: .....

Signature:.....

**Notes:**

- 1) On registration, all communications will be sent to the e-mail ID registered.
- 2) Shareholders are requested to keep the Company's Registrar - Link Intime India Pvt. Ltd. informed as and when there is any change in the e-mail address.

## **CORPORATE OFFICE**

Jindal Centre  
12, Bhikaiji Cama Place, New Delhi - 110066, India  
Phone : +91 - 011 - 26188345 - 60  
Fax : +91 - 011 - 26170691, 26161271  
Email : [info@jindalstainless.com](mailto:info@jindalstainless.com)  
Websites: [www.jindalstainless.com](http://www.jindalstainless.com), [www.jslstainless.com](http://www.jslstainless.com)

## **REGISTERED OFFICE**

O.P. Jindal Marg,  
Hisar - 125 005 (Haryana), India  
Phone : 01662 - 222471-83  
Fax : 01662 - 220499  
Email : [info@jindalstainless.com](mailto:info@jindalstainless.com)  
Email for Investors : [investorcare@jindalstainless.com](mailto:investorcare@jindalstainless.com)

## **MANUFACTURING FACILITIES**

### **ODISHA**

Kalinga Nagar Industrial Complex, Duburi  
Dist. Jajpur - 755 026, Odisha, India  
Email : [info@jindalstainless.com](mailto:info@jindalstainless.com)

### **INDONESIA**

PT. Jindal Stainless Indonesia,  
Kawasan Industry Maspion, Maspion Unit-V  
Desa Sukomylyo-Manyar, Gresik - 61151, Surabaya  
Jawa Timur - Indonesia  
Phone : +62 31 3959588  
Fax : +62 31 3959666  
Email : [info.indonesia@jindalstainless.com](mailto:info.indonesia@jindalstainless.com)