



RADIANTCMS/BM-Q2/Outcome/SE/2023-24 - Revised

Date: 15/11/2024

To Listing Department, National Stock Exchange of India Limited C-1, G-Block, Bandra - Kurla Complex Bandra (E), Mumbai - 400 051	To Department of Corporate Services, BSE Limited Phiroze Jeejeebhoy Towers, Dalal Street, Mumbai - 400 001
---	--

Scrip Code: 543732, Scrip Symbol: RADIANTCMS

ISIN: INE855R01021

Dear Ma'am(s)/Sir(s),

Sub: Submission of Revised Outcome (Financial Results) of Meeting of the Board of Directors of Radiant Cash Management Services Limited ("Company") held on November 13, 2024

Ref: Board Meeting outcome intimation filed with the Stock Exchanges on November 13, 2024

In continuation to our earlier intimation of standalone and consolidated financial results for the quarter and half year ended September 30, 2024, filed with the Stock Exchanges, after the Board Meeting held on November 13, 2024, please find attached, revised financial results, after rectifying the typographical error in Note No.1 of the Notes forming part of the consolidated financial results.

The revised Outcome of Board Meeting held on November 13, 2024 are as follows:

Pursuant to Regulation 30 and Regulation 33 of SEBI (Listing Obligations and Disclosure Requirements), Regulations, 2015, we would like to inform you that the Board of Directors of the Company at their meeting held on November 13, 2024 *inter alia* transacted the following items:

1. Approved the Un-Audited Standalone Financial Results of the Company under Indian Accounting Standards (Ind AS) for the Quarter and Six months period ended September 30, 2024, along with the Limited Review Report issued by the Statutory Auditors- **Annexure-A**
2. Approved the Un-Audited Consolidated Financial Results of the Company under Indian Accounting Standards (Ind AS) for the Quarter and Six months period ended September 30, 2024, along with the Limited Review Report issued by the Statutory Auditors-**Annexure-B**

The Board Meeting commenced at 11:00 AM IST and concluded at 01:30 PM IST on November 13, 2024.

The above information will be made available on the Company's website at www.radiantcashservices.com

Kindly take the above details on record.

Thanking You

For RADIANT CASH MANAGEMENT SERVICES LIMITED

Nithin Tom
Company Secretary
A53056

Regd. Office : # 28, Vijayaraghava Road, T. Nagar, Chennai - 600 017.

Corporate Office : 'Radiant Building', No. 4/3, Raju Nagar, 1st Street, Okkiyam Thorapakkam, OMR, Chennai - 600 096.
Tel. : 044-49044904 • Fax : 044-48523448 • E-mail : contact@radiantcashservices.com • Web : www.radiantcashservices.com

ASA & ASSOCIATES LLP

CHARTERED ACCOUNTANTS

www.asaandassociates.co.in

Unit No. 709 & 710, 7th Floor
 'BETA Wing', Raheja Towers
 New Number 177, Anna Salai
Chennai 600 002 INDIA
 T +91 44 4904 8200

Independent Auditor's Review Report on Unaudited Standalone Financial results of Radiant Cash Management Services Limited for the quarter ended September 30, 2024 and year to date results for the period from April 01, 2024 to September 30, 2024 pursuant to the Regulation 33 of SEBI (Listing Obligations and Disclosure requirements) Regulations, 2015 as amended.

To


The Board of Directors of Radiant Cash Management Services Limited

1. We have reviewed the accompanying Statement of Unaudited Standalone Financial Results of **Radiant Cash Management Services Limited ("the Company")** for the quarter ended September 30, 2024 and year to date results for the period from April 1, 2024 to September 30, 2024 ("the statement"). The Statement has been prepared by the Company pursuant to the requirement of Regulation 33 of the SEBI (Listing Obligations and Disclosure Requirements) Regulations, 2015, as amended ("Listing Regulations"), which has been initialed by us for identification purpose.
2. This Statement, which is the responsibility of the Company's Management and approved by the Board of Directors, has been prepared in accordance with the recognition and measurement principles laid down in Indian Accounting Standard 34 "Interim Financial Reporting" (Ind AS - 34), as prescribed under Section 133 of Companies Act, 2013 as amended, read with relevant rules issued thereunder and other accounting principles generally accepted in India. Our responsibility is to issue a report on the Statement based on our review.
3. We conducted our review of the Statement in accordance with the Standard on Review Engagement (SRE) 2410, "Review of Interim Financial Information Performed by the Independent Auditor of the Entity" issued by the Institute of Chartered Accountants of India. A review of interim financial information consists of making inquiries, primarily of persons responsible for financial and accounting matters, and applying analytical and other review procedures. A review is substantially less in scope than an audit conducted in accordance with Standards on Auditing specified under Section 143(10) of the Companies Act, 2013 and consequently does not enable us to obtain assurance that we would become aware of all significant matters that might be identified in an audit. Accordingly, we do not express an audit opinion.
4. Based on our review conducted as above, nothing has come to our attention that causes us to believe that the accompanying Statement, prepared in accordance with the recognition and measurement principles laid down in the aforesaid Indian Accounting Standards and other accounting principles generally accepted in India, has not disclosed the information required to be disclosed in terms of Listing Regulations, including the manner in which it is to be disclosed, or that it contains any material misstatement.

For **ASA & Associates LLP**

Chartered Accountants

ICAI Firm Registration No. 009571N/N500006

**G N Ramaswami**

Partner

Membership No.: 202363

UDIN: 24202363BKEZEV1922

Place: Chennai

Date: November 13, 2024

RADIANT CASH MANAGEMENT SERVICES LIMITED
(Formerly Radiant Cash Management Services Private Limited)

Regd. Office : 28, VIJAYARAGHAVA ROAD, T. NAGAR, CHENNAI, TAMIL NADU - 600 017

CIN: L74999TN2005PLC055748;

Website: www.radiantcashservices.com; email: investorrelations@radiantcashlogistics.com ; Tel: +91 44 4904 4904

STATEMENT OF UNAUDITED STANDALONE FINANCIAL RESULTS FOR THE QUARTER AND PERIOD ENDED 30 SEPTEMBER 2024

(Amount in INR millions, unless otherwise stated)

S. No.	Particulars	Quarter ended			Six months ended		Year ended
		30-Sep-24	30-Jun-24	30-Sep-23	30-Sep-24	30-Sep-23	31-Mar-24
				(Unaudited)			(Audited)
	Income						
A	Revenue from operations	1,023.88	980.22	934.71	2,004.10	1,868.45	3,845.42
B	Other income	15.99	12.87	19.54	28.86	36.71	57.25
C	Total income (A+B)	1,039.87	993.09	954.25	2,032.96	1,905.16	3,902.67
	Expenses						
	Employee benefits expenses	196.70	189.34	177.88	386.04	345.93	730.94
	Finance costs	3.22	4.70	1.40	7.92	3.20	12.08
	Depreciation and Amortization expenses	21.27	20.57	13.03	41.84	24.84	61.44
	Other expenses	651.06	624.55	623.71	1,275.61	1,200.72	2,480.54
D	Total expenses	872.25	839.16	816.02	1,711.41	1,574.69	3,285.00
E	Profit / (Loss) before tax (C-D)	167.62	153.93	138.23	321.55	330.47	617.67
F	Tax expense						
	- Current tax	44.01	40.76	33.88	84.77	84.05	161.17
	- For earlier years	-	-	1.25	-	2.50	6.42
	- Deferred tax	0.87	2.09	1.38	2.96	(0.34)	(4.33)
G	Profit / (Loss) after tax (E-F)	122.74	111.08	101.72	233.82	244.26	454.41
	Other comprehensive income						
	Items that will not be reclassified to profit and loss						
	Remeasurements of Defined Benefit Plan Actuarial (Gains) / Losses	(12.53)	1.05	(0.55)	(11.48)	0.41	4.34
	Income tax effect	3.15	(0.26)	0.14	2.89	(0.10)	(1.09)
H	Other comprehensive income (net of tax)	(9.38)	0.79	(0.41)	(8.59)	0.31	3.25
I	Total comprehensive income for the period (G+H)	132.12	110.29	102.13	242.41	243.95	451.16
	Paid-up equity share capital (par value of Rs.1 per share)	106.71	106.71	106.71	106.71	106.71	106.71
	Total reserves i.e. Other equity (excl. Revaluation Reserve)						2,430.37
	Earnings per share (EPS)- Par value of Re. 1 Per Share						
	Basic and Diluted (Not annualised for quarters) (Amount in Rs)	1.15	1.04	0.95	2.19	2.29	4.26



RADIANT CASH MANAGEMENT SERVICES LIMITED
(Formerly Radiant Cash Management Services Private Limited)
 Regd. Office : 28, VIJAYARAGHAVA ROAD, T.NAGAR, CHENNAI, TAMIL NADU - 600 017
 CIN: L74999TN2005PLC055748;
 Website: www.radiantcashservices.com; email: investorrelations@radiantcashlogistics.com ; Tel: +91 44 4904 4904

STANDALONE STATEMENT OF ASSETS AND LIABILITIES
AS AT SEPTEMBER 30, 2024

(Amount in INR millions, unless otherwise stated)

Particulars	As at September 30, 2024	As at March 31, 2024
ASSETS		
Non-Current Assets		
(a) Property, Plant and Equipment	324.11	333.26
(b) Capital Work in Progress	-	13.20
(c) Intangible Assets	5.74	7.65
(d) Financial Assets		
(i) Investments	112.00	112.00
(ii) Other Financial Assets	76.20	71.71
(e) Deferred Tax Assets (Net)	13.92	19.77
(f) Non Current Tax Asset (Net)	13.39	13.39
(g) Other Non Current Assets	63.10	9.42
Total Non Current Assets	608.46	580.40
Current Assets		
(a) Financial Assets		
(i) Trade Receivables	837.67	771.19
(ii) Cash and Cash Equivalents	975.41	1,297.44
(iii) Bank Balances other than (ii) above	624.63	335.57
(iv) Other Financial Assets	39.12	16.33
(b) Other Current Assets	95.75	92.96
Total Current Assets	2,572.58	2,513.49
Total Assets	3,181.04	3,093.89
EQUITY AND LIABILITIES		
Equity		
(a) Equity Share Capital	106.71	106.71
(b) Other Equity	2,406.01	2,430.37
Total Equity	2,512.72	2,537.08
Liabilities		
Non-Current Liabilities		
Financial Liabilities		
(i) Long Term Borrowings	-	-
(ia) Lease Liabilities	48.12	55.80
Total Non Current Liabilities	48.12	55.80
Current Liabilities		
(a) Financial Liabilities		
(i) Short Term Borrowings	359.12	255.84
(ia) Lease Liability	14.81	13.78
(ii) Trade Payables		
a) Total Outstanding Dues of Micro Enterprises and Small Enterprises;	8.32	7.22
b) Total Outstanding Dues of Creditors other than Micro Enterprises and Small Enterprises	5.14	6.40
(iii) Other Financial Liabilities	191.95	176.57
(b) Other Current Liabilities	39.16	28.48
(c) Provisions	-	12.72
(d) Current Tax Liabilities (Net)	1.70	-
Total Current Liabilities	620.20	501.01
Total Liabilities	668.32	556.81
Total Equity and Liabilities	3,181.04	3,093.89



RADIANT CASH MANAGEMENT SERVICES LIMITED
(Formerly Radiant Cash Management Services Private Limited)

Regd. Office : 28, VIJAYARAGHAVA ROAD, T.NAGAR, CHENNAI, TAMIL NADU - 600 017

CIN: L74999TN2005PLC055748;

Website: www.radiantcashservices.com; email: investorrelations@radiantcashlogistics.com ; Tel: +91 44 4904 4904

STANDALONE STATEMENT OF CASH FLOWS
FOR THE PERIOD ENDED SEPTEMBER 30, 2024

(Amount in INR millions, unless otherwise stated)

Particulars	For the period ended September 30, 2024	For the period ended September 30, 2023
Cash Flows from Operating Activities		
Profit Before Tax	321.55	330.47
Adjustments:		
Depreciation and Amortization expenses	41.84	24.84
Provision for Gratuity	6.19	5.67
Bad debts written off	15.70	7.08
Provision for Expected Credit Loss	(3.67)	-
Interest income	(27.74)	(30.53)
Fixed assets written off	0.03	-
Profit on sale of fixed assets	(0.26)	(0.10)
Interest Expense	7.92	3.12
Operating Cash Flow before Working Capital Changes	361.56	340.55
Changes in		
Decrease/(Increase) In Trade Receivables	(78.51)	(220.62)
Decrease/(Increase) In Other Financial Asset(s)	18.30	21.72
Decrease/(Increase) In Other Current Asset(s)	(2.79)	(38.19)
Decrease/(Increase) In Other Non-Current Financial Assets	(55.59)	(6.92)
(Decrease)/Increase In Trade Payables Current	(0.16)	(1.05)
(Decrease)/Increase In Other Current Liabilities	10.69	(15.83)
(Decrease)/Increase In Provisions (net of advances)	(12.72)	(4.91)
(Decrease)/Increase In Other Financial Liabilities	14.54	16.96
	255.32	91.71
Income Taxes paid (net)	(84.70)	(108.83)
Net Cash Generated from Operating activities (A)	170.62	(17.12)
Cash Flows from Investing Activities		
Purchase of Property, Plant & Equipment, Intangibles (including capital advances)	(30.85)	(99.36)
Investment in Fixed Deposits (Net)	(361.22)	175.49
Interest income	48.71	25.69
Net Cash Generated used in Investing Activities (B)	(343.36)	101.83
Cash Flows from Financing Activities		
Dividend paid (including Dividend Distribution Tax, as applicable)	(266.78)	(213.40)
Repayment of long term loans	-	(8.82)
Net increase / (decrease) in Short Term Borrowings	103.28	(7.51)
Payment of principal portion of lease Liability	(9.96)	(3.82)
Interest paid (including interest on lease liability)	(9.83)	(3.11)
Net Cash Generated from Financing Activities (C)	(183.28)	(236.66)
Increase / (Decrease) in Cash and Cash Equivalents (A)+(B)+(C)	(356.02)	(151.95)
Cash and Cash Equivalents at the beginning of the year	1,260.93	979.60
Cash and Cash Equivalents at the end of the year	904.91	827.65
Cash on Hand	1.33	0.70
Balances with Banks in current accounts	42.02	95.06
Balances with Banks in Deposit accounts	19.35	149.14
Fund held relating to Cash Management activity	842.21	582.75
Total Cash and Cash Equivalents	904.91	827.65



Notes:

1 The above Unaudited Standalone Financial Results for the quarter and six months period ended 30th September, 2024 have been reviewed by the Audit Committee and approved by the Board of Directors at their meetings held on 12th and 13th November, 2024 respectively. The Statutory Auditors have issued an unmodified report on the above results.

2 These financial results have been prepared in accordance with the Indian Accounting Standard (referred to as "Ind AS") prescribed under Section 133 of the Companies Act, 2013 read with other accounting principles generally accepted in India and in terms of Regulation 33 of the Securities and Exchange Board of India (Listing Obligations & Disclosure Requirements) Regulations, 2015, (SEBI Regulations) as amended.

3 During the Financial year 2022-23 the Company completed its Initial Public Offer ("IPO") of 26,676,977 Equity Shares of face value of Re. 1 each. The IPO consist of fresh issue of 5,454,546 Equity Shares by the Company and an offer for sale of 21,222,431 Equity Shares by the selling shareholders as detailed in the prospectus. The fresh issue of the Company has been subscribed at Rs. 99 per Equity Share (including securities premium of Rs. 98 per Equity Share) aggregating to Rs. 540.00 millions (shares allotted on 2nd January, 2023) and the offer for sale of 21, 222,431 Equity Shares of Re. 1 each were subscribed at Rs. 2,026.41 millions.

The net proceeds and its utilisation as per the objects of the offer is as under:

Particulars/ Objects	Total Amount in millions	Modified allocation	Utilised in FY 2022-23	Utilised in FY 2023-24	Utilised in H1 of FY 2024-25	Total amount utilised upto H1 of FY 2024-25	Balance to be utilised for the remaining part of FY 2024-25
Funding working capital requirements	200.00	200.00	100.00	100.00	-	200.00	-
Funding of capital expenditure requirements for purchase of specially fabricated armoured vans	254.80	235.33	28.39	206.94	-	235.33	-
General corporate purposes	37.72	58.29	-	34.02	11.52	45.54	12.75
Total Net Proceeds	492.52*	493.62	128.39	340.96	11.52	480.87	12.75

* Net of GST

4 The Company has identified "Cash Logistics Service" as a reportable segment based on the manner in which the operating results are reviewed by the Chief Operating Decision Maker. Hence, there are no other reportable segments.

Place: Chennai
Date: 13/11/2024



(Signature)
 Ctl. David Devarahayam
 Chairman and Managing Director
 DIN 02154891



Independent Auditor's Review Report on Unaudited Consolidated Financial results of Radiant Cash Management Services Limited for the quarter ended September 30, 2024 and year to date results for the period from April 01, 2024 to September 30, 2024 pursuant to the Regulation 33 of SEBI (Listing Obligations and Disclosure requirements) Regulations, 2015 as amended.

To

The Board of Directors of Radiant Cash Management Services Limited

1. We have reviewed the accompanying Statement of Unaudited Consolidated Financial Results of **Radiant Cash Management Services Limited ("the Parent" or "the Company")**, its subsidiaries (the parent and its subsidiaries hereinafter referred to as the 'Group') for the quarter ended September 30, 2024 and year to date results for the period from April 1, 2024 to September 30, 2024 ("the Statement"). The Statement has been prepared by the Company pursuant to the requirement of Regulation 33 of the SEBI (Listing Obligations and Disclosure Requirements) Regulations, 2015, as amended ("Listing Regulations"), which has been initialed by us for identification purpose.
2. This Statement, which is the responsibility of the Company's Management and approved by the Board of Directors, has been prepared in accordance with the recognition and measurement principles laid down in Indian Accounting Standard 34 "Interim Financial Reporting" (Ind AS - 34), as prescribed under Section 133 of Companies Act, 2013 as amended, read with relevant rules issued thereunder and other accounting principles generally accepted in India. Our responsibility is to issue a report on the Statement based on our review.
3. We conducted our review of the Statement in accordance with the Standard on Review Engagement (SRE) 2410, "Review of Interim Financial Information Performed by the Independent Auditor of the Entity" issued by the Institute of Chartered Accountants of India. A review of interim financial information consists of making inquiries, primarily of persons responsible for financial and accounting matters, and applying analytical and other review procedures. A review is substantially less in scope than an audit conducted in accordance with Standards on Auditing specified under Section 143(10) of the Companies Act, 2013 and consequently does not enable us to obtain assurance that we would become aware of all significant matters that might be identified in an audit. Accordingly, we do not express an audit opinion.
4. The Statement includes the results of the following subsidiaries:
 - (a) Aceware Fintech Services Private Limited (Subsidiary); and
 - (b) Ace Money Payment Solutions Private Limited (Step-down subsidiary).

The results of the Step-down subsidiary is consolidated based on the financial information provided by the respective management to the Holding Company and the same was not reviewed.

Our conclusion is not modified with respect to the above.



5. Based on our review conducted as above, nothing has come to our attention that causes us to believe that the accompanying Statement, prepared in accordance with the recognition and measurement principles laid down in the aforesaid Indian Accounting Standards and other accounting principles generally accepted in India, has not disclosed the information required to be disclosed in terms of Listing Regulations, including the manner in which it is to be disclosed, or that it contains any material misstatement.

For **ASA & Associates LLP**

Chartered Accountants

ICAI Firm Registration No. 009571N/N500006




G N Ramaswami

Partner

Membership No.: 202363

UDIN: 24202363BKEZEW7245

Place: Chennai

Date: November 13, 2024

RADIANT CASH MANAGEMENT SERVICES LIMITED
(Formerly Radiant Cash Management Services Private Limited)

Regd. Office : 28, VIJAYARAGHAVA ROAD, T.NAGAR, CHENNAI, TAMIL NADU - 600 017

CIN: L74999TN2005PLC055748;

Website: www.radiantcashservices.com; email: investorrelations@radiantcashlogistics.com ; Tel: +91 44 4904 4904

STATEMENT OF UNAUDITED CONSOLIDATED FINANCIAL RESULTS FOR THE QUARTER AND PERIOD ENDED
30 SEPTEMBER 2024

(Amount in INR millions, unless otherwise stated)

S. No.	Particulars	Quarter ended		Six months ended	Year ended
		30-Sep-24	30-Jun-24	30-Sep-24	31-Mar-24
		(Unaudited)		(Audited)	
	Income				
A	Revenue from operations	1,070.38	999.13	2,069.51	3,863.16
B	Other income	15.79	12.90	28.69	57.48
C	Total income (A+B)	1,086.17	1,012.03	2,098.20	3,920.64
	Expenses				
	Purchase of Stock-in-trade	19.25	11.02	30.27	14.25
	Changes in inventories of stock-in-trade	(5.20)	(5.48)	(10.68)	(6.79)
	Employee benefits expenses	206.63	198.19	404.82	740.38
	Finance costs	4.24	5.13	9.37	13.65
	Depreciation and Amortization expenses	25.04	24.27	49.31	66.52
	Other expenses	658.62	628.79	1,287.41	2,486.36
D	Total expenses	908.58	861.92	1,770.50	3,314.37
E	Profit before tax (C-D)	177.59	150.11	327.70	606.27
F	Tax expense				
	- Current tax	44.01	40.76	84.77	161.17
	- For earlier years	-	-	-	6.42
	- Deferred tax	3.45	1.22	4.67	(5.91)
G	Profit after tax (E-F)	130.13	108.13	238.26	444.59
	Other comprehensive income				
	Items that will not be reclassified to profit and loss				
	Re-measurement of defined benefit plan of Actuarial (gains)/losses	(13.51)	1.16	(12.35)	4.80
	Income tax effect	3.41	(0.29)	3.12	(1.21)
H	Other comprehensive income (net of tax)	(10.10)	0.87	(9.23)	3.59
I	Total comprehensive income for the period (G+H)	140.23	107.26	247.49	441.00
	Net profit/(Loss) attributable to				
a)	Owners of the Company	124.77	108.52	233.29	447.51
b)	Non controlling interest	5.36	(0.39)	4.97	(2.92)
	Other Comprehensive Income/(Loss) attributable to				
a)	Owners of the Company	9.80	(0.84)	8.96	(3.45)
b)	Non controlling interest	0.30	(0.03)	0.27	(0.14)
	Total comprehensive income/(Loss) attributable to				
a)	Owners of the Company	134.57	107.68	242.25	444.06
b)	Non controlling interest	5.66	(0.42)	5.24	(3.06)
	Paid-up equity share capital (par value of Rs.1 per share)	106.71	106.71	106.71	106.71
	Total reserves i.e. Other equity (excl. Revaluation Reserve)				2,423.26
	Earnings per share (EPS)- Par value of Re. 1 Per Share				
	Basic and Diluted (Not annualised for quarters) (Amount in Rs)	1.22	1.01	2.23	4.17

Place: Chennai

Date: 13-11-2024



RADIANT CASH MANAGEMENT SERVICES LIMITED
(formerly known as Radiant Cash Management Services Private Limited)
Regd. Office: #28, Vijay Building, Vijayaragava Road, T Nagar, Chennai - 600 017

CIN: L74999TN2005PLC055748
Website: www.radiantcashservices.com; email: investorrelations@radiantlogistics.com; Tel: +91 44 4904 4904

CONSOLIDATED STATEMENT OF ASSETS AND LIABILITIES
AS AT SEPTEMBER 30, 2024

(Amount in INR millions, unless otherwise stated)

Particulars	As at September 30, 2024	As at March 31, 2024
ASSETS		
Non-Current Assets		
(a) Property, Plant and Equipment	332.85	344.31
(b) Capital Work in Progress	-	13.20
(c) Intangible Assets	71.32	79.22
(d) Goodwill	17.65	17.65
(d) Financial Assets		
(i) Other Financial Assets	74.17	72.26
(e) Deferred Tax Assets (Net)	35.85	43.65
(f) Non Current Tax Asset (Net)	13.65	13.56
(g) Other Non Current Assets	63.10	9.42
Total Non Current Assets	608.59	593.27
Current Assets		
(a) Inventories	19.29	8.61
(b) Financial Assets		
(i) Trade Receivables	835.26	771.11
(ii) Cash and Cash Equivalents	979.09	1,301.15
(iii) Bank Balances other than (ii) above	624.63	340.57
(iv) Other Current Financial Assets	93.21	35.89
(c) Other Current Assets	110.26	98.62
Total Current Assets	2,661.74	2,555.95
Total Assets	3,270.33	3,149.22
EQUITY AND LIABILITIES		
Equity		
(a) Equity Share Capital	106.71	106.71
(b) Other Equity	2,398.74	2,423.26
(c.) Non Controlling Interest	11.65	6.41
Total Equity	2,517.10	2,536.38
Liabilities		
Non-Current Liabilities		
a. Financial Liabilities		
(i) Long Term Borrowings	-	0.17
(ia) Lease Liabilities	48.23	56.29
b. Long term Provisions	0.80	1.20
Total Non Current Liabilities	49.03	57.66
Current Liabilities		
(a) Financial Liabilities		
(i) Short Term Borrowings	396.62	256.34
(ia) Lease Liability	14.94	14.23
(ii) Trade Payables		
a) Total Outstanding Dues of Micro Enterprises and Small Enterprises:	13.13	7.23
b) Total Outstanding Dues of Creditors other than Micro Enterprises and Small Enterprises	6.71	9.73
(iii) Other Financial Liabilities	231.40	226.05
(b) Other Current Liabilities	39.70	28.88
(c) Short term Provisions	-	12.72
(d) Current Tax Liabilities (Net)	1.70	-
Total Current Liabilities	704.20	555.18
Total Liabilities	753.23	612.84
Total Equity and Liabilities	3,270.33	3,149.22



RADIANT CASH MANAGEMENT SERVICES LIMITED
(Formerly Radiant Cash Management Services Private Limited)

Regd. Office : 28, VIJAYARAGHAVA ROAD, T. NAGAR, CHENNAI, TAMIL NADU - 600 017

CIN: L74999TN2005PLC055748;

Website: www.radiantcashservices.com; email: investorrelations@radiantcashlogistics.com ; Tel: +91 44 4904 4904

CONSOLIDATED STATEMENT OF CASH FLOWS
FOR THE PERIOD ENDED SEPTEMBER 30, 2024

(Amount in INR millions, unless otherwise stated)

Particulars	For the period ended	For the year ended
	September 30, 2024	March 31, 2024
Cash Flows from Operating Activities		
Profit Before Tax	327.70	606.28
Adjustments:		
Depreciation and Amortization expenses	49.31	66.52
Provision for Gratuity	6.65	9.16
Bad debts written off	16.05	7.21
Provision for Expected Credit Loss	(3.67)	20.67
Interest income	(27.74)	(49.86)
Fixed assets written off	1.63	(0.04)
Profit on sale of fixed assets	(0.26)	(0.38)
Gain on termination of lease	(0.04)	-
Corporate Guarantee Fee	0.35	-
Interest Expense	9.37	13.24
Operating Cash Flow before Working Capital Changes	379.35	672.80
Changes in		
Decrease/(Increase) In Trade Receivables	(78.39)	(91.59)
Decrease/(Increase) In Inventories	(10.68)	(6.79)
Decrease/(Increase) In Other Current Financial Asset(s)	(16.65)	15.90
Decrease/(Increase) In Other Current Asset(s)	(12.82)	(8.11)
Decrease/(Increase) In Other Non-Current Financial Assets	(55.59)	1.33
(Decrease)/Increase In Trade Payables Current	5.12	8.46
(Decrease)/Increase In Other Current Liabilities	10.88	(7.17)
(Decrease)/Increase In Provisions (net of advances)	(12.72)	12.72
(Decrease)/Increase In Other Financial Liabilities	7.93	(14.17)
	216.43	583.38
Income Taxes paid (net)	(84.79)	(177.19)
Net Cash Generated from / (used in) Operating activities	131.64	406.19
Cash Flows from Investing Activities		
Purchase of Property, Plant & Equipment, Intangibles (including capital advances)	(32.09)	(197.55)
Proceeds from Sale of Fixed Assets	-	0.38
Investment in Fixed Deposits (Net)	(356.22)	353.71
Investment in Subsidiary	-	(112.00)
Interest income	48.71	35.46
Net Cash Generated from/(used in) Investing Activities	(339.60)	80.00
Cash Flows from Financing Activities		
Proceeds from issue of shares (net of expenses)	-	92.00
Dividend paid (including Dividend Distribution Tax, as applicable)	(266.78)	(213.42)
Repayment of long term loans	(0.17)	(13.73)
Net increase / (decrease) in Short Term Borrowings	140.28	(37.82)
Payment of principal portion of lease Liability	(10.14)	(15.15)
Interest paid (including interest on lease liability)	(11.28)	(15.45)
Net Cash Generated from/(used in) Financing Activities	(148.09)	(203.57)
Increase / (Decrease) in Cash and Cash Equivalents	(356.05)	282.62
Cash and Cash Equivalents at the Beginning of the Year	1,264.64	979.60
Cash and cash equivalent of the subsidiaries on the date of control (1st Dec 2023)	-	2.42
Cash and Cash Equivalents at the End of the Period/Year	908.59	1,264.64
Components of Cash and Cash Equivalents		
Cash on Hand	1.34	0.72
Balances with Banks in current accounts	45.69	151.73
Balances with Banks in Deposit accounts	19.35	55.07
Fund held relating to Cash Management activity	842.21	1,057.12
Total Cash and Cash Equivalents	908.59	1,264.64



RADIANT CASH MANAGEMENT SERVICES LIMITED
(Formerly Radiant Cash Management Services Private Limited)

Regd. Office : 28, VIJAYARAGHAVA ROAD, T.NAGAR, CHENNAI, TAMIL NADU - 600 017

CIN: L74999TN2005PLC055748;

Website: www.radiantcashservices.com; email: investorrelations@radiantcashlogistics.com ; Tel: +91 44 4904 4904


STATEMENT OF UNAUDITED CONSOLIDATED FINANCIAL RESULTS FOR THE QUARTER AND PERIOD ENDED
30 SEPTEMBER 2024

(Amount in INR millions, unless otherwise stated)

S. No.	Particulars	Quarter ended		Six months ended	Year ended
		30-Sep-24	30-Jun-24	30-Sep-24	31-Mar-24
		(Unaudited)		(Audited)	
	Income				
A	Revenue from operations	1,070.38	999.13	2,069.51	3,863.16
B	Other income	15.79	12.90	28.69	57.48
C	Total income (A+B)	1,086.17	1,012.03	2,098.20	3,920.64
	Expenses				
	Purchase of Stock-in-trade	19.25	11.02	30.27	14.25
	Changes in inventories of stock-in-trade	(5.20)	(5.48)	(10.68)	(6.79)
	Employee benefits expenses	206.63	198.19	404.82	740.38
	Finance costs	4.24	5.13	9.37	13.65
	Depreciation and Amortization expenses	25.04	24.27	49.31	66.52
	Other expenses	658.62	628.79	1,287.41	2,486.36
D	Total expenses	908.58	861.92	1,770.50	3,314.37
E	Profit before tax (C-D)	177.59	150.11	327.70	606.27
F	Tax expense				
	- Current tax	44.01	40.76	84.77	161.17
	- For earlier years	-	-	-	6.42
	- Deferred tax	3.45	1.22	4.67	(5.91)
G	Profit after tax (E-F)	130.13	108.13	238.26	444.59
	Other comprehensive income				
	Items that will not be reclassified to profit and loss				
	Re-measurement of defined benefit plan of Actuarial (gains)/losses	(13.51)	1.16	(12.35)	4.80
	Income tax effect	3.41	(0.29)	3.12	(1.21)
H	Other comprehensive income (net of tax)	(10.10)	0.87	(9.23)	3.59
I	Total comprehensive income for the period (G+H)	140.23	107.26	247.49	441.00
	Net profit/(Loss) attributable to				
a)	Owners of the Company	124.77	108.52	233.29	447.51
b)	Non controlling interest	5.36	(0.39)	4.97	(2.92)
	Other Comprehensive Income/(Loss) attributable to				
a)	Owners of the Company	9.80	(0.84)	8.96	(3.45)
b)	Non controlling interest	0.30	(0.03)	0.27	(0.14)
	Total comprehensive income/(Loss) attributable to				
a)	Owners of the Company	134.57	107.68	242.25	444.06
b)	Non controlling interest	5.66	(0.42)	5.24	(3.06)
	Paid-up equity share capital (par value of Rs.1 per share)	106.71	106.71	106.71	106.71
	Total reserves i.e. Other equity (excl. Revaluation Reserve)				2,423.26
	Earnings per share (EPS)- Par value of Re. 1 Per Share				
	Basic and Diluted (Not annualised for quarters) (Amount in Rs)	1.22	1.01	2.23	4.17

Place: Chennai

Date: 13-11-2024



RADIANT CASH MANAGEMENT SERVICES LIMITED
(formerly known as Radiant Cash Management Services Private Limited)
Regd. Office: #28, Vijay Building, Vijayaragava Road, T Nagar, Chennai - 600 017

CIN: L74999TN2005PLC055748
Website: www.radiantcashservices.com; email: investorrelations@radiantlogistics.com; Tel: +91 44 4904 4904

CONSOLIDATED STATEMENT OF ASSETS AND LIABILITIES
AS AT SEPTEMBER 30, 2024

(Amount in INR millions, unless otherwise stated)

Particulars	As at September 30, 2024	As at March 31, 2024
ASSETS		
Non-Current Assets		
(a) Property, Plant and Equipment	332.85	344.31
(b) Capital Work in Progress	-	13.20
(c) Intangible Assets	71.32	79.22
(d) Goodwill	17.65	17.65
(d) Financial Assets		
(i) Other Financial Assets	74.17	72.26
(e) Deferred Tax Assets (Net)	35.85	43.65
(f) Non Current Tax Asset (Net)	13.65	13.56
(g) Other Non Current Assets	63.10	9.42
Total Non Current Assets	608.59	593.27
Current Assets		
(a) Inventories	19.29	8.61
(b) Financial Assets		
(i) Trade Receivables	835.26	771.11
(ii) Cash and Cash Equivalents	979.09	1,301.15
(iii) Bank Balances other than (ii) above	624.63	340.57
(iv) Other Current Financial Assets	93.21	35.89
(c) Other Current Assets	110.26	98.62
Total Current Assets	2,661.74	2,555.95
Total Assets	3,270.33	3,149.22
EQUITY AND LIABILITIES		
Equity		
(a) Equity Share Capital	106.71	106.71
(b) Other Equity	2,398.74	2,423.26
(c.) Non Controlling Interest	11.65	6.41
Total Equity	2,517.10	2,536.38
Liabilities		
Non-Current Liabilities		
a. Financial Liabilities		
(i) Long Term Borrowings	-	0.17
(ia) Lease Liabilities	48.23	56.29
b. Long term Provisions	0.80	1.20
Total Non Current Liabilities	49.03	57.66
Current Liabilities		
(a) Financial Liabilities		
(i) Short Term Borrowings	396.62	256.34
(ia) Lease Liability	14.94	14.23
(ii) Trade Payables		
a) Total Outstanding Dues of Micro Enterprises and Small Enterprises:		
b) Total Outstanding Dues of Creditors other than Micro Enterprises and Small Enterprises	13.13	7.23
(iii) Other Financial Liabilities	6.71	9.73
(iii) Other Financial Liabilities	231.40	226.05
(b) Other Current Liabilities	39.70	28.88
(c) Short term Provisions	-	12.72
(d) Current Tax Liabilities (Net)	1.70	-
Total Current Liabilities	704.20	555.18
Total Liabilities	753.23	612.84
Total Equity and Liabilities	3,270.33	3,149.22



RADIANT CASH MANAGEMENT SERVICES LIMITED
(Formerly Radiant Cash Management Services Private Limited)

Regd. Office : 28, VIJAYARAGHAVA ROAD, T. NAGAR, CHENNAI, TAMIL NADU - 600 017

CIN: L74999TN2005PLC055748;

Website: www.radiantcashservices.com; email: investorrelations@radiantcashlogistics.com ; Tel: +91 44 4904 4904

CONSOLIDATED STATEMENT OF CASH FLOWS
FOR THE PERIOD ENDED SEPTEMBER 30, 2024

(Amount in INR millions, unless otherwise stated)


Particulars	For the period ended	For the year ended
	September 30, 2024	March 31, 2024
Cash Flows from Operating Activities		
Profit Before Tax	327.70	606.28
Adjustments:		
Depreciation and Amortization expenses	49.31	66.52
Provision for Gratuity	6.65	9.16
Bad debts written off	16.05	7.21
Provision for Expected Credit Loss	(3.67)	20.67
Interest income	(27.74)	(49.86)
Fixed assets written off	1.63	(0.04)
Profit on sale of fixed assets	(0.26)	(0.38)
Gain on termination of lease	(0.04)	-
Corporate Guarantee Fee	0.35	-
Interest Expense	9.37	13.24
Operating Cash Flow before Working Capital Changes	379.35	672.80
Changes in		
Decrease/(Increase) In Trade Receivables	(78.39)	(91.59)
Decrease/(Increase) In Inventories	(10.68)	(6.79)
Decrease/(Increase) In Other Current Financial Asset(s)	(16.65)	15.90
Decrease/(Increase) In Other Current Asset(s)	(12.82)	(8.11)
Decrease/(Increase) In Other Non-Current Financial Assets	(55.59)	1.33
(Decrease)/Increase In Trade Payables Current	5.12	8.46
(Decrease)/Increase In Other Current Liabilities	10.88	(7.17)
(Decrease)/Increase In Provisions (net of advances)	(12.72)	12.72
(Decrease)/Increase In Other Financial Liabilities	7.93	(14.17)
	216.43	583.38
Income Taxes paid (net)	(84.79)	(177.19)
Net Cash Generated from / (used in) Operating activities	131.64	406.19
Cash Flows from Investing Activities		
Purchase of Property, Plant & Equipment, Intangibles (including capital advances)	(32.09)	(197.55)
Proceeds from Sale of Fixed Assets	-	0.38
Investment in Fixed Deposits (Net)	(356.22)	353.71
Investment in Subsidiary	-	(112.00)
Interest income	48.71	35.46
Net Cash Generated from/(used in) Investing Activities	(339.60)	80.00
Cash Flows from Financing Activities		
Proceeds from issue of shares (net of expenses)	-	92.00
Dividend paid (including Dividend Distribution Tax, as applicable)	(266.78)	(213.42)
Repayment of long term loans	(0.17)	(13.73)
Net increase / (decrease) in Short Term Borrowings	140.28	(37.82)
Payment of principal portion of lease Liability	(10.14)	(15.15)
Interest paid (including interest on lease liability)	(11.28)	(15.45)
Net Cash Generated from/(used in) Financing Activities	(148.09)	(203.57)
Increase / (Decrease) in Cash and Cash Equivalents	(356.05)	282.62
Cash and Cash Equivalents at the Beginning of the Year	1,264.64	979.60
Cash and cash equivalent of the subsidiaries on the date of control (1st Dec 2023)	-	2.42
Cash and Cash Equivalents at the End of the Period/Year	908.59	1,264.64
Components of Cash and Cash Equivalents		
Cash on Hand	1.34	0.72
Balances with Banks in current accounts	45.69	151.73
Balances with Banks in Deposit accounts	19.35	55.07
Fund held relating to Cash Management activity	842.21	1,057.12
Total Cash and Cash Equivalents	908.59	1,264.64



Notes:	
1	The above Unaudited Consolidated Financial Results for the quarter and period ended 30th September, 2024 have been reviewed by the Audit Committee and approved by the Board of Directors at their meetings held on 12th and 13th November, 2024 respectively. These statements of Unaudited Consolidated Financial Results have been subjected to Limited Review by the Statutory Auditors of the Company. The Statutory Auditors have issued an unmodified report on the above results.
2	These Unaudited Consolidated Financial Results have been prepared in accordance with the Indian Accounting Standard (referred to as "Ind AS") prescribed under Section 133 of the Companies Act, 2013 read with other accounting principles generally accepted in India and in terms of Regulation 33 of the Securities and Exchange Board of India (Listing Obligations & Disclosure Requirements) Regulations, 2015, (SEBI Regulations) as amended.
3	The Group has identified "Cash Logistics Service" as a reportable segment based on the manner in which the operating results are reviewed by the Chief Operating Decision Maker. Hence, there are no other reportable segments.
4	The Company has acquired the subsidiary on 01 December, 2023 and the Financials results for FY 2023-24 includes the financial results of the subsidiary and its step-down subsidiary from that date and hence the comparative previous year numbers for the quarter and period ended September 30, 2023 are not provided.

Place: Chennai
Date: 13/11/2024




Col. David Devasahayam
Chairman and Managing Director
PIN 02154891

