

# Hiloni Choksey

Geetanjali 9 N Gamadia Road, Off Pedder Road, Mumbai – 400 026

December 15, 2022

To,

Apcotex Industries Limited 49/53 Mahaveer Centre, Plot no. 77, Sector 17, Vashi, Navi Mumbai - 400 703, Tel:(B)+91 22 2777 0800	The Bombay Stock Exchange Limited Scrip Code: 523694 Department of Listing P. J. Tower, Dalal Street, Mumbai – 400 001 Fax No.: 22721919 / 22722061 / 2272 3121 / 2272 2037 / 2272 / 2041 / 2272 2039 / 2272 3719 /2272 2037 / 39 / 41 / 61	The National Stock Exchange of India Limited Symbol: APCOTEXIND Exchange Plaza, Bandra-Kurla Complex Bandra (E), Mumbai – 51 Fax No.: 2659 8120
--	---	---


Dear Sir / Madam

Sub.: Disclosure Under regulation 29(2) of SEBI (Substantial Acquisition of Shares and Takeovers) Regulations, 2011

Notice is hereby given under Regulation 29(2) of the Securities and Exchange Board of India (Substantial Acquisition of Shares and Takeovers) Regulations, 2011) that I, Mrs. Hiloni Ankur Choksey, promoter group, has acquired **525** shares of Apcotex Industries Limited.

Subsequent to the same I, Mrs. Hiloni Ankur Choksey, will hold **2425** shares (i.e. **0.005%**) shares in Apcotex Industries Limited.

Please find enclosed the information in the prescribed format. You are requested to take the same on record.

  
**HILONI ANKUR CHOKSEY**  
promoter group

Place: Mumbai  
Encl: As above



# Hiloni Choksey

Geetanjali 9 N Gamadia Road, Off Pedder Road, Mumbai – 400 026

15.12.2022

## Format for disclosures under Regulation 29(2) of SEBI (Substantial Acquisition of Shares and Takeovers) Regulations, 2011

Name of the Target Company (TC)	Apcotex Industries Limited
Name(s) of the acquirer and Persons Acting in Concert (PAC) with the acquirer	<b>HILONI ANKUR CHOKSEY</b>  (All the existing promoter/promoter group/ PAC remains as PAC)
Whether the acquirer belongs to Promoter/Promoter group	Yes (Promoter Group)
Name(s) of the Stock Exchange(s) where the shares of TC are Listed	BSE Limited and National Stock Exchange of India Limited

Details of the acquisition / <del>disposal</del> as follows***	Number	% w.r.t. total share/voting capital wherever applicable(*)	% w.r.t. total diluted share/voting capital of the TC (**)
Before the acquisition under consideration, holding of :  a) Shares carrying voting rights (✓) b) Shares in the nature of encumbrance (pledge/ lien/ non-disposal undertaking/ others) c) Voting rights (VR) otherwise than by shares d) Warrants / convertible securities / any other instrument that entitles the acquirer to receive shares carrying voting rights in the T C (specify holding in each category) e) Total (a+b+c+d)	As per Annexure I		
Details of acquisition/ <del>sale</del>  a) Shares carrying voting rights acquired / <del>sold</del> (✓) b) VRs acquired / <del>sold</del> otherwise than by shares c) Warrants / convertible securities / any other instrument that entitles the acquirer to receive shares carrying voting rights in the TC (specify holding in each category) acquired / <del>sold</del> d) Shares encumbered / invoked/released by the acquirer e) Total (a+b+c+d)	As per Annexure II		

(X) 




# Hiloni Choksey

Geetanjali 9 N Gamadia Road, Off Pedder Road, Mumbai – 400 026

After the acquisition/sale, holding of: a) Shares carrying voting rights(✓) b) Shares encumbered with the acquirer c) VRs otherwise than by shares d) Warrants /convertible securities / any other instrument that entitles the acquirer to receive shares carrying voting rights in the TC (specify holding in each category) after acquisition e) Total (a+b+c+d)	As per Annexure III
Mode of acquisition / sale (e.g. open market / off-market / public issue / rights issue / preferential allotment / inter-se transfer etc).	Open Market
Date of acquisition / sale of shares / VR or date of receipt of intimation of allotment of shares, whichever is applicable	December 15, 2022
Equity share capital / total voting capital of the TC before the said acquisition / sale	Rs.10,36,89,920 (5,18,44,960 equity shares of Rs.2/- each)
Equity share capital/ total voting capital of the TC after the said acquisition / sale	Rs.10,36,89,920 (5,18,44,960 equity shares of Rs.2/- each)
Total diluted share/voting capital of the TC after the said acquisition	Rs.10,36,89,920 (5,18,44,960 equity shares of Rs.2/- each)

(\* ) Total share capital/ voting capital to be taken as per the latest filing done by the company to the Stock Exchange under 31(1)(b) of the SEBI (Listing Obligations and Disclosure Requirements) Regulations, 2015.

(\*\*) Diluted share/voting capital means the total number of shares in the TC assuming full conversion of the outstanding convertible securities/warrants into equity shares of the TC.

  
HILONI ANKUR CHOKSEY  
Promoter Group

Place: Mumbai  
Encl: As above



## Annexure to disclosure under Regulation 29(2) of the SEBI (Substantial Acquisition of Shares and Takeover Regulations, 2011


Annexure IDetails of shareholding of promoters/promoter group and person acting in concert before acquisition

Sr. No	Name of the Shareholders	Number of Shares	% w.r.t. total share/voting capital wherever applicable (*)	% w.r.t. total diluted share/voting capital of TC (**)
1	Hiloni Ankur Choksey	1,900	0.004	0.004
2	Atul Choksey	68,81,514	13.273	13.273
3	Parul Atul Choksey	73,97,566	14.269	14.269
4	Abhiraj Choksey	68,49,840	13.212	13.212
5	Devanshi Anant Veer Jalan	59,67,924	11.511	11.511
6	Biyash A Choksey	3,49,000	0.673	0.673
7	Rita Ashok Parekh	2,73,850	0.528	0.528
8	Alekha Abhiraj Choksey	2,59,000	0.500	0.500
9	Tarika Abhiraj Choksey	2,59,000	0.500	0.500
10	Namrata Nihal Doshi	2,45,540	0.474	0.474
11	Amit Champaklal Choksey	1,72,275	0.332	0.332
12	Ankita Rohan Khatau	1,35,220	0.261	0.261
13	Priti Amit Choksey	1,17,835	0.227	0.227
14	Abhiraj Atul Choksey HUF	49,730	0.096	0.096
15	Girish Champaklal Choksey	44,500	0.086	0.086
16	Ankur Girish Choksey	34,000	0.066	0.066
17	Prashant Girish Choksey	33,000	0.064	0.064
18	Sunita Girish Choksey	23,000	0.044	0.044
19	Devaki Anand Trivedi	16,000	0.031	0.031
20	Janaki Ashok Parekh	12,000	0.023	0.023
21	Amit Champaklal Choksey HUF	0	-	-
22	Abhiraj Trading And Investment Pvt Ltd	2,91,170	0.562	0.562
23	Aquamarine Trading & Investments Private Limited	2,48,690	0.480	0.480
24	Bhuvantray Investments And Trading Company Private Limited	2,49,460	0.481	0.481
25	Gauriputra Investments And Trading Company Private Limited	1,36,160	0.263	0.263
26	Hmp Minerals Private Limited	48,310	0.093	0.093
27	Colortek India Limited	21,893	0.042	0.042
28	Haridwar Enterprises Llp	21,500	0.041	0.041
29	Jareepa Trading Llp	21,500	0.041	0.041
30	Balasesh Leafin Limited	16,314	0.031	0.031
31	Cons Holdings Limited	5,089	0.010	0.010
32	Choksey Chemicals Private Ltd	690	0.001	0.001
33	Apco Enterprises LLP	-	-	-
34	Mazda Colours Limited	-	-	-
35	Atul Choksey Trust	100	0.000	0.000
36	Parul Choksey Trust	100	0.000	0.000
<b>Total</b>		<b>3,01,83,670</b>	<b>58.219</b>	<b>58.219</b>

(\*) Total share capital/ voting capital to be taken as per the latest filing done by the company to the Stock Exchange under 31(1)(b) of the SEBI (Listing Obligations and Disclosure Requirements) Regulations, 2015.

(\*\*) Diluted share/voting capital means the total number of shares in the TC assuming full conversion of the outstanding convertible securities/warrants into equity shares of the TC.

*Initials*





Details of acquisition of promoters/promoter group and person acting in concert

Sr. No	Name of the Shareholders	Number of Shares	% w.r.t. total share/voting capital wherever applicable (*)	% w.r.t. total diluted share/voting capital of TC (**)
1	Hiloni Ankur Choksey (refer note 1)	525	0.001	0.001
2	Atul Choksey	-	-	-
3	Parul Atul Choksey	-	-	-
4	Abhiraj Choksey	-	-	-
5	Devanshi Anant Veer Jalan	-	-	-
6	Biyash A Choksey	-	-	-
7	Rita Ashok Parekh	-	-	-
8	Alekha Abhiraj Choksey	-	-	-
9	Tarika Abhiraj Choksey	-	-	-
10	Namrata Nihal Doshi	-	-	-
11	Amit Champaklal Choksey	-	-	-
12	Ankita Rohan Khatau	-	-	-
13	Priti Amit Choksey	-	-	-
14	Abhiraj Atul Choksey HUF	-	-	-
15	Girish Champaklal Choksey	-	-	-
16	Ankur Girish Choksey	-	-	-
17	Prashant Girish Choksey	-	-	-
18	Sunita Girish Choksey	-	-	-
19	Devaki Anand Trivedi	-	-	-
20	Janaki Ashok Parekh	-	-	-
21	Amit Champaklal Choksey HUF	-	-	-
22	Abhiraj Trading And Investment Pvt Ltd	-	-	-
23	Aquamarine Trading & Investments Private Limited	-	-	-
24	Bhuvantray Investments And Trading Company Private Limited	-	-	-
25	Gauriputra Investments And Trading Company Private Limited	-	-	-
26	Hmp Minerals Private Limited	-	-	-
27	Colortek India Limited	-	-	-
28	Haridwar Enterprises Llp	-	-	-
29	Jareepa Trading Llp	-	-	-
30	Balasesh Leafin Limited	-	-	-
31	Cons Holdings Limited	-	-	-
32	Choksey Chemicals Private Ltd	-	-	-
33	Apco Enterprises LLP	-	-	-
34	Mazda Colours Limited	-	-	-
35	Atul Choksey Trust	-	-	-
36	Parul Choksey Trust	-	-	-
<b>Total</b>		<b>525</b>	<b>0.0010</b>	<b>0.0010</b>

**Note 1 :** Hiloni Ankur Choksey has acquired 525 shares (0.001%) of Apcotex Industries Limited for which separate disclosure is being made under Regulation 29(2) of SEBI(Substantial Acquisition of Shares and Takeovers) Regulations, 2011.

(\*) Total share capital/ voting capital to be taken as per the latest filing done by the company to the Stock Exchange under 31(1)(b) of the SEBI (Listing Obligations and Disclosure Requirements) Regulations, 2015.

(\*\*) Diluted share/voting capital means the total number of shares in the TC assuming full conversion of the outstanding convertible securities/warrants into equity shares of the TC.



## Details of shareholding of promoters/promoter group and person acting in concert after acquisition

Sr. No	Name of the Shareholders	Number of Shares	% w.r.t. total share/voting capital wherever applicable (*)	% w.r.t. total diluted share/voting capital of TC (**)
1	Hiloni Ankur Choksey	2,425	0.005	0.005
2	Atul Choksey	68,81,514	13.273	13.273
3	Parul Atul Choksey	73,97,566	14.269	14.269
4	Abhiraj Choksey	68,49,840	13.212	13.212
5	Devanshi Anant Veer Jalan	59,67,924	11.511	11.511
6	Biyash A Choksey	3,49,000	0.673	0.673
7	Rita Ashok Parekh	2,73,850	0.528	0.528
8	Alekha Abhiraj Choksey	2,59,000	0.500	0.500
9	Tarika Abhiraj Choksey	2,59,000	0.500	0.500
10	Namrata Nihal Doshi	2,45,540	0.474	0.474
11	Amit Champaklal Choksey	1,72,275	0.332	0.332
12	Ankita Rohan Khatau	1,35,220	0.261	0.261
13	Priti Amit Choksey	1,17,835	0.227	0.227
14	Abhiraj Atul Choksey HUF	49,730	0.096	0.096
15	Girish Champaklal Choksey	44,500	0.086	0.086
16	Ankur Girish Choksey	34,000	0.066	0.066
17	Prashant Girish Choksey	33,000	0.064	0.064
18	Sunita Girish Choksey	23,000	0.044	0.044
19	Devaki Anand Trivedi	16,000	0.031	0.031
20	Janaki Ashok Parekh	12,000	0.023	0.023
21	Amit Champaklal Choksey HUF	-	-	-
22	Abhiraj Trading And Investment Pvt Ltd	2,91,170	0.562	0.562
23	Aquamarine Trading & Investments Private Limited	2,48,690	0.480	0.480
24	Bhuvantray Investments And Trading Company Private Limited	2,49,460	0.481	0.481
25	Gauriputra Investments And Trading Company Private Limited	1,36,160	0.263	0.263
26	Hmp Minerals Private Limited	48,310	0.093	0.093
27	Colortek India Limited	21,893	0.042	0.042
28	Haridwar Enterprises Llp	21,500	0.041	0.041
29	Jareepa Trading Llp	21,500	0.041	0.041
30	Balasesh Leafin Limited	16,314	0.031	0.031
31	Cons Holdings Limited	5,089	0.010	0.010
32	Choksey Chemicals Private Ltd	690	0.001	0.001
33	Apco Enterprises LLP	-	-	-
34	Mazda Colours Limited	-	-	-
35	Atul Choksey Trust	100	0.000	0.000
36	Parul Choksey Trust	100	0.000	0.000
<b>Total</b>		<b>3,01,84,195</b>	<b>58.220</b>	<b>58.220</b>

(\*) Total share capital/ voting capital to be taken as per the latest filing done by the company to the Stock Exchange under 31(1)(b) of the SEBI (Listing Obligations and Disclosure Requirements) Regulations, 2015.

(\*\*) Diluted share/voting capital means the total number of shares in the TC assuming full conversion of the outstanding convertible securities/warrants into equity shares of the TC.