

Date: 4th August, 2023

To,
The Manager,
Department of Corporate Services,
BSE Limited
P. J. Towers, Dalal Street,
Fort, Mumbai – 400 001
Scrip Code:533573

To,
The Manager,
Listing Department,
National Stock Exchange of India Ltd.
'Exchange Plaza', Bandra Kurla Complex,
Bandra (E), Mumbai – 400 051
NSE Symbol: APL LTD

Dear Sir / Madam,

Sub: Outcome of Board Meeting

With reference to the captioned Subject, the exchange is hereby informed that the Board of Directors of Alembic Pharmaceuticals Limited at its meeting held today has inter-alia:

- 1) Approved the Unaudited Financial Results for the quarter ended 30th June, 2023.

We enclose herewith the following:

- a) Consolidated Unaudited Financial Results for the quarter ended 30th June, 2023.
- b) Standalone Unaudited Financial Results for the quarter ended 30th June, 2023.
- c) Limited Review Report by Statutory Auditors on the Consolidated and Standalone Financial Results.

- 2) Designated Dr. Onkar Swami Sr. Vice President – Medical Service, as Senior Management Personnel of the Company w.e.f. 5th August, 2023.

The details as required under the SEBI (Listing Obligations and Disclosure Requirements) Regulations, 2015 read with SEBI Circular No. SEBI/HO/CFD/CFD-PoD-1/P/CIR/2023/123 dated 13th July, 2023 is attached herewith as "Annexure-I".

The time of commencement of the Board Meeting was 11:30 a.m. and the time of conclusion was 01:20 p.m.



ALEMBIC PHARMACEUTICALS LIMITED

REGD. OFFICE : ALEMBIC ROAD, VADODARA - 390 003, INDIA • TEL : +91-265-2280550 • FAX : +91-265-2282837
Website : www.alembicpharmaceuticals.com • E-mail : alembic@alembic.co.in
CIN : L24230GJ2010PLC061123

We request you to kindly take the same on record.

Thanking you,

Yours faithfully,

For Alembic Pharmaceuticals Limited

Manisha Saraf
Company Secretary



Encl.: A/a.

ALEMBIC PHARMACEUTICALS LIMITED

REGD. OFFICE : ALEMBIC ROAD, VADODARA - 390 003, INDIA • TEL : +91-265-2280550 • FAX : +91-265-2282837

Website : www.alembicpharmaceuticals.com • E-mail : alembic@alembic.co.in

CIN : L24230GJ2010PLC061123

Statement of Consolidated Unaudited Financial Results for the quarter ended 30th June, 2023

Rs. in Crores

	Particulars	Quarter Ended			Year Ended
		30.06.2023 (Unaudited)	31.03.2023 (Audited)	30.06.2022 (Unaudited)	31.03.2023 (Audited)
1	Revenue from Operations	1,486.15	1,406.45	1,262.14	5,652.62
2	Other Income	11.67	0.89	1.08	2.74
3	Total Income	1,497.81	1,407.34	1,263.22	5,655.36
4	Expenses				
	(a) Cost of Materials consumed	334.19	313.34	265.01	1,250.08
	(b) Purchase of stock-in-trade	90.24	72.01	104.85	380.09
	(c) Changes in Inventories of finished goods, Stock in trade and WIP	(10.91)	47.13	8.40	78.65
	(d) Employee benefits expense	348.17	297.57	290.41	1,169.13
	(e) Finance Costs	14.39	14.37	8.79	50.17
	(f) Depreciation & Amortization Expense	66.18	74.12	67.10	275.43
	(g) Other Expenses	525.77	464.18	578.81	2,066.33
	Total Expenses	1,368.03	1,282.72	1,323.38	5,269.86
5	Profit before Share of Profit / (Loss) of Associates and Joint Ventures	129.79	124.62	(60.16)	385.50
6	Share of Profit / (Loss) of Associates & Joint Ventures	(0.03)	(8.45)	(7.22)	(30.92)
7	Profit Before Exceptional Item and Tax	129.76	116.17	(67.38)	354.59
8	Exceptional Item (Net of Tax) - Refer Note No 3	-	-	-	-
9	Profit Before Tax	129.76	116.17	(67.38)	354.59
10	Tax Expense				
	(i) Current Tax	4.29	(49.40)	1.28	4.20
	(ii) Deferred Tax	4.86	13.76	(2.78)	9.20
	(iii) Short / (Excess) Tax Provision	-	(0.79)	-	(0.79)
11	Profit for the Period	120.60	152.60	(65.88)	341.99
12	Other Comprehensive Income				
A	(i) Items that will not be reclassified to profit / (loss)	(0.09)	(0.27)	(0.97)	(0.35)
	(ii) Income tax relating to items that will not be reclassified to profit / (loss)	-	(0.01)	-	-
B	(i) Items that will be reclassified to profit / (loss)	(0.85)	(0.89)	6.26	13.71
	Total Other Comprehensive Income (A+B)	(0.94)	(1.18)	5.30	13.37
13	Total Comprehensive Income for the period (11+12)	119.66	151.42	(60.58)	355.36
14	Earnings per share - Basic & Diluted (in Rs.)	6.14	7.76	(3.35)	17.40
15	Paid up Equity Share Capital (Face Value of Rs 2/- each)	39.31	39.31	39.31	39.31
16	Other Equity				4,331.16



Notes :

- 1 The above consolidated results, have been reviewed by the Statutory Auditors, recommended by the Audit Committee and approved by the Board of Directors of the Company.
- 2 The Company is engaged in Pharmaceuticals business only and therefore, there is only one reportable segment.
- 3 During March 2023 quarter, the board of directors has approved draft scheme of arrangement between the Company and its shareholders ("Scheme"), which provides for reorganization/utilization of general reserve of the Company. The Scheme is subject to requisite regulatory, statutory and contractual approvals. Pending requisite approvals, an amount of Rs. 868.63 crores has been transferred from general reserve to the retained earnings under the head "Other Equity" during the financial year ended on March 31, 2023. Further, during March 2023 quarter, the Company has charged off Rs 1025.66 crores (net of deferred tax of Rs. 124.77 crores) as provision for impairment of asset/write-off of impaired asset relating to identified capital work-in-progress (CWIP) and the equivalent amount has been transferred from the general reserve to the statement of profit and loss and shown as exceptional items. The write-off of Rs. 81.71 crores during the current quarter out of afore-mentioned provision for impairment has also been given effect to as exceptional item similarly.
- 4 The previous year's corresponding quarter, the previous quarter and annual numbers are not comparable as it includes R&D expenses of Rs. 114.69 Crores, Rs 11.06 Crores and Rs 155.13 Crores respectively charged to statement of profit and loss account (R&D development expenses (intangible assets) in erstwhile Aleor Dermaceuticals Limited).
- 5 Additional information to investors are provided hereunder:


Particulars	Quarter Ended			Rs. in Crores
				Year Ended
	30.06.2023	31.03.2023	30.06.2022	31.03.2023
Research and Development Expenses	118.59	125.18	146.36	566.71
Research and Development Expenses including effect of R&D Intangible asset as mentioned in Note No.4	118.59	136.25	261.05	721.84

- 6 Disclosures as per Regulation 52(4) of the SEBI (Listing Obligations and Disclosure Requirements) Regulations, 2015 as applicable and additional informations are given hereunder:

Sr. No	Particulars	Quarter Ended			Year Ended
		30.06.2023	31.03.2023	30.06.2022	31.03.2023
a	Debt-Equity Ratio (in times) Debt / Net Worth [Debt : Total Debt (Short term + Long term) Net worth : Share Capital + Other Equity]	0.13	0.15	0.10	0.15
b	Debt Service Coverage Ratio (in times) # (Profit before tax+interest) / (Interest + schedule principal repayments of Long term debt) Annualised	10.02	9.85	0.94	2.23
c	Interest Service Coverage Ratio (in times) # (Profit before tax+interest)/ Interest	10.02	9.85	5.65	10.91
d	Net Worth (Rs. in Crores)	4,489.56	4,369.90	5,176.76	4,369.90
e	Current Ratio (in times) Current Asset / Current Liabilities	1.77	1.78	1.60	1.78
f	Bad Debts to Accounts Receivable Ratio (%) Bad Debts / Accounts Receivable	0.00%	0.59%	-	0.61%
g	Current Liability Ratio (in times) Current Liabilities / Total Liabilities	0.92	0.90	0.92	0.90
h	Total Debts to Total Assets (in times) (Long term Borrowings + Short Term Borrowings+ Lease liability)/ Total Assets	0.11	0.12	0.08	0.12
i	Debtors Turnover Ratio (in times) (Value of Sales and Service / Average Debtor) Annualised	5.69	6.03	6.56	6.06
j	Inventory Turnover (in times) (Sale of products / Average WIP, FG and Stock in trade Inventory) Annualised	5.98	5.47	4.75	5.49
k	Operating Margin (%) # EBITDA / Revenue from Operations	14.15%	14.55%	8.47%	13.77%
l	Net Profit Margin (%) # (Net Profit after taxes and share of Profit/(Loss) of Associates and Joint Ventures)/ Revenue from Operations	8.11%	11.64%	2.87%	8.79%
m	Earnings per share (in Rs.)#	6.14	8.33	1.84	25.29

Ratios are calculated before non-cash non-recurring R&D expenses as mentioned in Note No. 4

- 7 The figures for quarter ended 31st March 2023 are the balancing figures between the audited figures in respect of full financial year ended 31st March 2023 and year to date unaudited figures up to the third quarter ended 31st December, 2022.
- 8 The previous quarter's / year's figures have been regrouped / rearranged wherever necessary to make it comparable with the current quarter / year.



For Alembic Pharmaceuticals Limited

Chirayu Amin
Chairman and CEO


Place : Vadodara
Date : 4th August, 2023

Visit us at www.alembicpharmaceuticals.com

Statement of Standalone Unaudited Financial Results for the quarter ended 30th June, 2023

Rs. in Crores

	Particulars	Quarter Ended			Year Ended
		30.06.2023 (Unaudited)	31.03.2023 (Audited)	30.06.2022 (Unaudited)	31.03.2023 (Audited)
1	Revenue from Operations	1,332.27	1,307.12	1,177.25	5,149.00
2	Other Income	11.84	1.96	0.54	3.55
3	Total Income	1,344.12	1,309.08	1,177.79	5,152.54
4	Expenses				
	(a) Cost of Materials consumed	334.19	313.34	265.01	1,250.08
	(b) Purchase of stock-in-trade	89.95	75.98	90.36	337.21
	(c) Changes in Inventories of finished goods, Stock in trade and WIP	(7.20)	44.03	29.49	72.84
	(d) Employee benefits expense	327.47	297.40	266.51	1,094.82
	(e) Finance Costs	14.29	13.59	8.79	49.00
	(f) Depreciation & Amortization Expense	65.75	73.54	66.76	272.95
	(g) Other Expenses	422.13	407.17	500.27	1,729.71
	Total Expenses	1,246.59	1,225.07	1,227.18	4,806.61
5	Profit Before Exceptional Item and Tax	97.53	84.01	(49.39)	345.93
6	Exceptional Item (Net of Tax) - Refer Note No 2	-	-	-	-
7	Profit Before Tax	97.53	84.01	(49.39)	345.93
8	Tax Expense				
	(i) Current Tax	-	(45.74)	-	-
	(ii) Short / (Excess) Tax Provision	-	(0.79)	-	(0.79)
9	Profit for the Period	97.53	130.54	(49.39)	346.73
10	Other Comprehensive Income				
	(i) Items that will not be reclassified to profit / (loss)	(0.09)	(0.27)	(0.97)	(0.35)
	(ii) Income tax relating to items that will not be reclassified to profit / (loss)	-	(0.01)	-	-
11	Total Comprehensive Income for the period	97.44	130.26	(50.36)	346.38
12	Earnings per share - Basic & Diluted (in Rs.)	4.96	6.64	(2.51)	17.64
13	Paid up Equity Share Capital (Face Value of Rs 2/- each)	39.31	39.31	39.31	39.31
14	Other Equity				4,374.98



Notes :

- 1 The above standalone results, have been reviewed by the Statutory Auditors, recommended by the Audit Committee and approved by the Board of Directors of the Company.
- 2 During March 2023 quarter, the board of directors has approved draft scheme of arrangement between the Company and its shareholders ("Scheme"), which provides for reorganization/utilization of general reserve of the Company. The Scheme is subject to requisite regulatory, statutory and contractual approvals. Pending requisite approvals, an amount of Rs. 868.63 crores has been transferred from general reserve to the retained earnings under the head "Other Equity" during the financial year ended on March 31, 2023. Further, during March 2023 quarter, the Company has charged off Rs 1025.66 crores (net of deferred tax of Rs. 124.77 crores) as provision for impairment of asset/write-off of impaired asset relating to identified capital work-in-progress (CWIP) and the equivalent amount has been transferred from the general reserve to the statement of profit and loss and shown as exceptional items. The write-off of Rs. 81.71 crores during the current quarter out of afore-mentioned provision for impairment has also been given effect to as exceptional item similarly.
- 3 The previous year's corresponding quarter, the previous quarter and annual numbers are not comparable as it includes R&D expenses of Rs. 114.69 Crores, Rs 11.06 Crores and Rs 155.13 Crores respectively charged to the statement of profit and loss account (R&D development expenses (intangible assets) in erstwhile Aleor Dermaceuticals Limited).
- 4 Additional information to investors are provided hereunder:

Particulars	Quarter Ended			Rs. in Crores
	30.06.2023	31.03.2023	30.06.2022	Year Ended 31.03.2023
Research and Development Expenses	117.75	124.42	138.13	544.26
Research and Development Expenses including effect of R&D Intangible asset as mentioned in Note No.3	117.75	135.49	252.82	699.39

- 5 The Board of Directors of the Company had at their meeting held on 29th March, 2022 inter alia approved the Scheme of Arrangement in nature of Amalgamation of Aleor Dermaceuticals Ltd. ('the Transferor Company') with Alembic Pharmaceuticals Ltd. ('the Transferee Company') and their respective shareholders ('the Scheme') with effect from the appointed date i.e. 1st April, 2021. The Hon'ble National Company Law Tribunal, Ahmedabad Bench ('NCLT') vide its order dated 29th August, 2022 approved the aforesaid Scheme and the same was made effective on 5th September, 2022. The Company has accounted for the Amalgamation retrospectively for all periods presented as prescribed in Ind AS 103 Business Combination. The previous periods' figures have been accordingly restated from 1st April, 2021. Earlier published figures are as under.

No	Particulars	Rs. in Crores
		Quarter Ended 30.06.2022
1	Total Income	1,160.95
2	Total Expenses	1,088.50
3	Profit Before Tax	72.46
4	Net profit after tax for the period	72.46
5	Total Comprehensive Income	71.49
6	Earnings per share - Basic & Diluted (in Rs.)	3.69

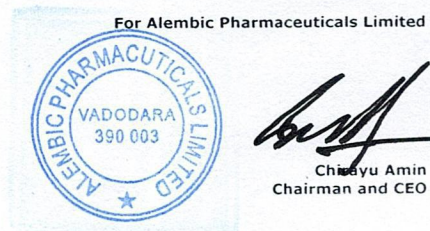
- 6 Disclosures as per Regulation 52(4) of the SEBI (Listing Obligations and Disclosure Requirements) Regulations, 2015 as applicable and additional informations are given hereunder:

Sr. No	Particulars	Quarter Ended			Year Ended
		30.06.2023	31.03.2023	30.06.2022	31.03.2023
a	Debt-Equity Ratio (in times) Debt / Net Worth [Debt : Total Debt (Short term + Long term) Net worth : Share Capital + Other Equity]	0.13	0.14	0.10	0.14
b	Debt Service Coverage Ratio (in times) # (Profit before tax+interest) / (Interest + schedule principal repayments of Long term debt) Annualised	7.82	7.99	1.24	2.20
c	Interest Service Coverage Ratio (in times) # (Profit before tax+interest)/ Interest	7.82	7.99	7.47	10.97
d	Net Worth (Rs. in Crores)	4,511.17	4,413.72	5,239.73	4,413.72
e	Current Ratio (in times) Current Asset / Current Liabilities	1.78	1.79	1.75	1.79
f	Bad Debts to Accounts Receivable Ratio (%) Bad Debts/ Accounts Receivable	-	0.01%	-	0.03%
g	Current Liability Ratio (in times) Current Liabilities / Total Liabilities	0.92	0.90	0.89	0.90
h	Total Debts to Total Assets (in times) (Long term Borrowings + Short Term Borrowings+ Lease liability)/ Total Assets	0.11	0.12	0.08	0.12
i	Debtors Turnover Ratio (in times) (Value of Sales and Service / Average Debtor) Annualised	4.48	4.74	5.05	4.67
j	Inventory Turnover (in times) (Sale of products / Average WIP, FG and Stock in trade Inventory) Annualised	6.73	6.34	5.56	6.24
k	Operating Margin (%) # EBITDA / Revenue from Operations	13.33%	13.09%	10.58%	14.88%
l	Net Profit Margin (%) # Net Profit after taxes / Revenue from Operations	7.32%	10.83%	4.47%	9.75%
m	Earnings per share (in Rs.)#	4.96	7.20	2.68	25.53

Ratios are calculated before non-cash non-recurring R&D expenses as mentioned in Note No. 3

- 7 The figures for quarter ended 31st March 2023 are the balancing figures between the audited figures in respect of full financial year ended 31st March 2023 and year to date unaudited figures up to the third quarter ended 31st December, 2022.
- 8 The previous quarter's / year's figures have been regrouped / rearranged wherever necessary to make it comparable with the current quarter / year.

Place : Vadodara
Date : 4th August, 2023



Chirayu Amin
Chairman and CEO

Visit us at www.alembicpharmaceuticals.com

**INDEPENDENT AUDITORS' REVIEW REPORT ON THE CONSOLIDATED UNAUDITED FINANCIAL RESULTS FOR
QUARTER ENDED JUNE 30, 2023**

To,
The Board of Directors
Alembic Pharmaceuticals Limited

1. We have reviewed the accompanying Statement of Consolidated Unaudited Financial Results of **Alembic Pharmaceuticals Limited** ("the Holding Company") and its subsidiaries (the Holding Company and its subsidiaries collectively referred as "the Group"), and its share of the net profit after tax and the total comprehensive income of its associate for the quarter ended June 30, 2023 (herein after referred to as "the Statement"), being submitted by the Holding Company pursuant to the requirements of Regulation 33 and Regulation 52 of the SEBI (Listing Obligations and Disclosure Requirements) Regulations, 2015, as amended.
2. This Statement, which is the responsibility of the Holding Company's Management and approved by the Holding Company's Board of Directors, has been prepared in accordance with the recognition and measurement principles laid down in Indian Accounting Standard 34 "Interim Financial Reporting" ("Ind AS 34"), prescribed under Section 133 of the Companies Act, 2013, and other accounting principles generally accepted in India. Our responsibility is to express a conclusion on the Statement based on our review.
3. We conducted our review of the Statement in accordance with the Standard on Review Engagements (SRE) 2410 "Review of Interim Financial Information Performed by the Independent Auditor of the Entity", issued by the Institute of Chartered Accountants of India. A review of interim financial information consists of making inquiries, primarily of persons responsible for financial and accounting matters, and applying analytical and other review procedures. A review is substantially less in scope than an audit conducted in accordance with Standards on Auditing and consequently does not enable us to obtain assurance that we would become aware of all significant matters that might be identified in an audit. Accordingly, we do not express an audit opinion.

We also performed procedures in accordance with the Circular issued by the Securities and Exchange Board of India under Regulation 33(8) of the SEBI (Listing Obligations and Disclosure Requirements) Regulations, 2015 as amended, to the extent applicable.

4. The Statement includes the results of the entities as mentioned under **Annexure 1**.
5. Based on our review conducted and procedures performed as stated in paragraph 3 above and based on the consideration of the review report of other auditor referred to in paragraph 6 below, nothing has come to our attention that causes us to believe that the accompanying Statement, prepared in accordance with the recognition and measurement principles laid down in the aforesaid Indian Accounting Standard and other accounting principles generally accepted in India, has not disclosed the information required to be disclosed in terms of Regulation 33 and Regulation 52 of the SEBI (Listing Obligations and Disclosure Requirements) Regulations, 2015, as amended, including the manner in which it is to be disclosed, or that it contains any material misstatement.



Other Matters

6. We did not review the interim financial results of 1 subsidiary as mentioned in paragraph 4 above included in the consolidated unaudited financial results, whose interim financial results for the quarter ended June 30, 2023 reflect as follows:

(₹ in Crores)

Particulars	Quarter ended June 30, 2023
Total Assets	1,164.56
Total Revenues	386.78
Total Net profit/(loss) after tax	11.04
Total Comprehensive Income	10.75

These interim financial results have been reviewed by other auditor whose report has been furnished to us by the management and our conclusion on the Statement, in so far as it relates to the amounts and disclosures included in respect of the said subsidiary is based solely on the report of the other auditor and procedures performed by us as stated in paragraph 3 above.

Our conclusion on the Statement is not modified in respect of the above matter.

7. The consolidated unaudited financial results include the interim financial information of 2 subsidiaries for the quarter ended June 30, 2023 as reflected in the table below, which have not been reviewed/audited by their auditors and are as prepared by the management. According to the information and explanations given to us by the management, the interim financial information of these 2 subsidiaries is not material to the Group.

(₹ in Crores)

Particulars	Quarter ended June 30, 2023
Total Assets	44.35
Total Revenues	7.96
Total net profit/(loss) after tax	(5.09)
Total Comprehensive Income	(5.65)

Our conclusion on the Statement is not modified in respect of the above matter.



8. The consolidated unaudited financial results also include the Group's share of net profit after tax, and total comprehensive income for the quarter ended June 30, 2023 as mentioned below, in respect of 1 associate based on their interim financial results which have not been reviewed/audited by their auditors. According to the information and explanations given to us by the Management, the interim financial information of an associate is not material to the Group and are as prepared by the management:

(₹ in Crores)

Particulars	Quarter ended June 30, 2023
Total net profit/(loss) after tax	0.07
Total Comprehensive Income	0.07

Our conclusion on the Statement is not modified in respect of the above matter.

For K C Mehta & Co LLP
Chartered Accountants
Firm's Registration No. 106237W/W100829



Vishal P. Doshi
Partner
Membership No. 101533
UDIN: 23101533BGSTDL5277
Place: Vadodara
Date: August 4, 2023



Annexure – 1

Details of entities included in Consolidated unaudited financial results of the Alembic Pharmaceuticals Limited: For the Quarter ended June 30, 2023

Sr. No.	Name of Entity	Relation	Consolidated /Standalone	Included in consolidation	Whether reviewed by other auditors
1	Alembic Pharmaceutical Inc.	Subsidiary	Consolidated	Yes	Yes
	a. Okner Realty LLC	Step down subsidiary			
	b. Alembic Labs LLC	Step down subsidiary			
2	Alembic Global Holding SA (AGH)*	Subsidiary	Consolidated	Yes	No
	a. Alembic Pharmaceuticals Australia Pty Ltd	Step down subsidiary			
	b. Alembic Pharmaceuticals Canada Ltd	Step down subsidiary			
	c. Alembic Pharmaceuticals Europe Limited	Step down subsidiary			
	d. Alnova Pharmaceuticals SA	Step down subsidiary			
	e. Genius LLC*	Step down subsidiary			
	f. Rhizen Pharmaceuticals AG	Associate of AGH			
	g. Dahlia Therapeutics SA	Associate as a subsidiary of Rhizen Pharmaceuticals AG			
	h. Rhizen Pharmaceuticals Inc. **	Associate as a subsidiary of Rhizen Pharmaceuticals AG			
	i. Alembic Mami SPA ***	Joint Venture			
	j. SPH Sine Alembic (Shanghai) Pharmaceutical Technology Limited****	Joint Venture			
3	Alembic Pharmaceuticals SPA	Subsidiary	Standalone	Yes	No
4	Incozen Therapeutics Private Ltd	Associate	Standalone	Yes	No

*Genius LLC is based out in Ukraine. The investment value in Genius LLC is already provided for by AGH during the previous year. As at June 30, 2023, Genius LLC does not have any asset/liability and no transaction is entered during the current year. Formal legal process for liquidation is yet to be initiated by the Parent Company.



** The entity is dissolved during the previous year. The Parent Company has written off the investments during March 2023 quarter.

*** The consolidated audited financial results do not include share of profit or loss as the financial statements of the same have not been received or prepared by the Alembic Global Holdings SA and no further share of loss is required to be borne by the Group as the entire Equity capital and loan given to it is fully provided for in earlier year. Formal legal process for dis-association is still to be initiated by the Parent Company.

**** The consolidated unaudited financial results do not include share of profit or loss in respect of a joint venture, agreement of which was entered into on 7th May 2019. We are informed that the Group has invested Rs. 0.46 Crores and the operations have not started till June 30, 2023 and therefore, there are no transactions for the quarter.



**INDEPENDENT AUDITORS' REVIEW REPORT ON THE STANDALONE UNAUDITED FINANCIAL RESULTS FOR
QUARTER ENDED ON JUNE 30, 2023**

To,
The Board of Directors
Alembic Pharmaceuticals Limited

1. We have reviewed the accompanying Statement of Standalone Unaudited Financial Results of **Alembic Pharmaceuticals Limited** ("the Company") for the quarter ended June 30, 2023 ("the Statement"), being submitted by the Company pursuant to the requirements of Regulation 33 and Regulation 52 of the SEBI (Listing Obligations and Disclosure Requirements) Regulations, 2015 as amended. This Statement is the responsibility of the Company's Management and has been approved by the Board of Directors. Our responsibility is to express a conclusion on the Statement based on our review.
2. We conducted our review of the Statement in accordance with the Standard on Review Engagements (SRE) 2410 "Review of Interim Financial Information Performed by the Independent Auditor of the Entity", issued by the Institute of Chartered Accountants of India. This standard requires that we plan and perform the review to obtain moderate assurance as to whether the Statement is free of material misstatement. A review is limited primarily to inquiries of company personnel and analytical procedures applied to financial data and thus provides less assurance than an audit. We have not performed an audit and, accordingly, we do not express an audit opinion.
3. Based on our review conducted as stated above, nothing has come to our attention that causes us to believe that the accompanying Statement, prepared in accordance with applicable Indian Accounting Standards prescribed under section 133 of the Companies Act, 2013 read with relevant Rules and other recognized accounting practices and policies thereon, has not disclosed the information required to be disclosed in terms of Regulation 33 and Regulation 52 of the SEBI (Listing Obligations and Disclosure Requirements) Regulations, 2015, as amended, including the manner in which it is to be disclosed, or that it contains any material misstatement.

For K C Mehta & Co LLP
Chartered Accountants
Firm's Registration No. 106237W/W100829



Vishal P. Doshi
Partner
Membership No. 101533
UDIN: 23101533BGSTDK1562
Place: Vadodara
Date: August 4, 2023



Details under Regulation 30 of the SEBI (Listing Obligations and Disclosure Requirements) Regulations, 2015 (“Listing Regulations”) read with SEBI Circular SEBI Circular No. SEBI/HO/CFD/CFD-PoD-1/P/CIR/2023/123 dated 13th July, 2023:

Sr. No.	Particulars	Details of Change – Dr. Onkar Swami
1.	Reason for change	Designated as SMP
2	Date of appointment/cessation (as applicable) & term of appointment	5 th August, 2023 Term of Appointment: Full-time employment
3	Brief profile (in case of appointment)	Dr. Onkar Swami has done his MBBS and MD (Pharmacology) from Dr. BAM University, Aurangabad. He has experience of about 23 years. Prior to joining the Company, he was associated with Eisai Pharmaceuticals India Pvt. Ltd, Torrent Pharmaceuticals Ltd, Novo Nordisk India Pvt. Ltd and Emcure Pharmaceuticals Limited.
4	Disclosure of relationships between directors	Not Applicable.



ALEMBIC PHARMACEUTICALS LIMITED

REGD. OFFICE : ALEMBIC ROAD, VADODARA - 390 003, INDIA • TEL : +91-265-2280550 • FAX : +91-265-2282837
 Website : www.alembicpharmaceuticals.com • E-mail : alembic@alembic.co.in
 CIN : L24230GJ2010PLC061123