

13.11.2022

The Department of Corporate Services
BSE Limited
PJ Towers, Dalal Streets
Mumbai-400001
(BSE SCRIP CODE 539522)

Dear Sir/Madam,

Sub: Submission of Unaudited Financial Results for the quarter and half year ended on 30th September, 2023

With reference to captioned subject and pursuant to Regulation 33 of SEBI (Listing Obligations and Disclosure Requirements) Regulations, 2015, please find enclosed herewith the Unaudited Financial Results of the Company for the quarter and half year ended on 30th September, 2023

You are requested to take note of the same.

Thanking you,

**For and on behalf of
Grovy India Limited**

Manisha
Company Secretary and Compliance Officer
M Number: A62613

DOOGAR & ASSOCIATES

Chartered Accountants

Independent Auditor's Report on Unaudited Quarterly and Year to Date Financial Results of the Company pursuant to the Regulation 33 of the SEBI (Listing Obligation and Disclosure Requirements) Regulations, 2015 as amended

To
The Board of Directors
Grovy India Limited

1. We have reviewed the accompanying statement of unaudited financial results ('the Statement') of Grovy India Limited ('the Company') for the quarter and half year ended September 30, 2023 and the year to date results for the period April 01, 2023 to September 30, 2023, being submitted by the Company pursuant to the requirements of Regulation 33 of the SEBI (Listing Obligations and Disclosure Requirements) Regulations, 2015 (as amended), including relevant circulars issued by the SEBI from time to time.
2. The Statement, which is the responsibility of the Company's Management and approved by the Company's Board of Directors, has been prepared in accordance with the recognition and measurement principles laid down in Indian Accounting Standard 34, Interim Financial Reporting ('Ind AS 34'), prescribed under Section 133 of the Companies Act, 2013 ('the Act'), and other accounting principles generally accepted in India. Our responsibility is to express a conclusion on the Statement based on our review.
3. We conducted our review of the Statement in accordance with the Standard on Review Engagements (SRE) 2410, Review of Interim Financial Information Performed by the Independent Auditor of the Entity, issued by the Institute of Chartered Accountants of India. A review of interim financial information consists of making inquiries, primarily of persons responsible for financial and accounting matters, and applying analytical and other review procedures. A review is substantially less in scope than an audit conducted in accordance with the Standards on Auditing specified under Section 143(10) of the Act, and consequently, does not enable us to obtain assurance that we would become aware of all significant matters that might be identified in an audit. Accordingly, we do not express an audit opinion.
4. Based on our review conducted as above, nothing has come to our attention that causes us to believe that the accompanying Statement, prepared in accordance with the recognition and measurement principles laid down in Ind AS 34, prescribed under Section 133 of the Act, and other accounting principles generally accepted in India, has not disclosed the information required to be disclosed in accordance with the requirements of Regulation 33 of the SEBI (Listing Obligations and Disclosure Requirements) Regulations, 2015 (as amended), including the manner in which it is to be disclosed, or that it contains any material misstatement.

For Doogar & Associates
Chartered Accountants
Firm Reg. No. 100561N


New Delhi
Vardhman Doogar
Partner
Membership No. 517347

UDIN: 23517347 BG PXIM5193



Place: New Delhi
Date: 13th November, 2023

GROVY INDIA LIMITED
 Reg. Office: 122, 1st Floor, Vinobapuri, Lajpat Nagar II, New Delhi—110024
 CIN NO :-L74130DL1985PLC021532, Tel: 011-46740000
 E-mail: grovyindia@gmail.com, Website: www.grovyindia.com
 Statement of Unaudited Financial Results for the Quarter Ended September 30, 2023

(Amount in Lakhs)

Sl No.	Particulars	Quarter ended			Half Year ended		Year ended
		30-Sep-23	30-Jun-23	30-Sep-22	30-Sep-23	30-Sep-22	31-Mar-23
		Unaudited	Unaudited	Unaudited	Unaudited	Unaudited	Audited
I.	Revenue from operations	561.00	448.90	269.58	1,009.90	696.53	2,092.33
II.	Other income	14.27	6.18	(3.83)	20.45	1.57	25.10
III.	Total Income (I+II)	575.26	455.07	265.75	1,030.34	698.09	2,117.43
IV.	Expenses :						
	Cost of materials consumed	244.71	357.40	1,232.33	602.11	1,284.44	2,762.08
	Purchases of stock-in-trade	-	-	-	-	-	-
	Change in Inventory of finished goods and Projects in Progress	223.47	52.53	(1,041.89)	276.00	(687.59)	(854.05)
	Employee benefits expense	7.28	7.04	5.42	14.32	9.64	20.46
	Finance costs	4.55	6.96	3.37	11.51	4.09	27.80
	Depreciation and amortization expense	1.23	0.81	1.11	2.04	2.23	4.60
	Other expenses	8.86	8.05	14.36	16.91	20.98	34.54
	Total expenses (IV)	490.10	432.79	214.70	922.89	633.79	1,995.44
V.	Profit/(loss) before Exceptional Items & Tax (III-IV)	85.18	22.28	51.04	107.46	64.31	121.99
VI.	Exceptional items	-	-	-	-	-	-
VII.	Profit/(loss) before tax (V-VI)	85.18	22.28	51.04	107.46	64.31	121.99
VIII.	Tax Expense:						
	Current tax	22.19	5.71	17.85	27.90	17.85	31.47
	Deferred tax	-	-	-	-	-	-
	Total tax expense (VIII)	22.19	5.71	17.85	27.90	17.85	31.47
IX.	Profit/(loss) for the period (VII-VIII)	62.99	16.57	33.19	79.56	46.46	90.52
X.	Other Comprehensive Income						
(i)	Items that will not be reclassified to profit or loss						
(a)	Fair value changes in equity instruments through other comprehensive income	19.62	7.24	8.21	19.62	(2.05)	0.40
(ii)	Income tax expense relating to items that will not be reclassified to profit or loss	-	-	-	-	-	-
XI.	Total Comprehensive Income for the period (IX+X)	82.61	23.82	41.40	99.18	44.41	90.92
XII.	Earnings per equity share of ₹ 10 each (not annualised)						
	Paid up Equity Share Capital (Face Value of ₹ 10/- each)	333.41	333.41	333.41	333.41	333.41	333.41
	Other Equity excluding Revaluation Reserve	-	-	-	-	-	1,426.04
	- Basic (in ₹)	1.89	0.50	1.00	2.39	1.39	2.72
	- Diluted (in ₹)	1.89	0.50	1.00	2.39	1.39	2.72

Date: November 13, 2023
 Place: New Delhi

For and on behalf of Board of Directors
 Grovy India Limited

 Prakash Chand Jalan
 Chairman
 Din No. 00475545


GROVY INDIA LIMITED

Reg. Office: 122, 1st Floor, Vinobapuri, Lajpat Nagar II, New Delhi—110024

CIN NO :-L74130DL1985PLC021532, Tel: 011-46740000

E-mail: grovyindia@gmail.com, Website: www.grovyindia.com

Segment wise Unaudited Revenue, Results, Assets and Liabilities for the Quarter Year Ended September 30, 2023

(Amount in Lakhs)

Sl No	Particulars	Quarter ended			Half Year ended		Year ended
		30-Sep-23	30-Jun-23	30-Sep-22	30-Sep-23	30-Sep-22	31-Mar-23
		Unaudited	Unaudited	Unaudited	Unaudited	Unaudited	Audited
1	Segment Revenue						
	a) Construction Activities	561.00	448.90	269.58	1,009.90	696.53	2,092.33
	b) Trading of Securities	17.32	-	-	17.32	-	1.13
	c) Unallocated	(3.05)	6.18	-3.83	3.13	1.57	23.35
	Total	575.26	455.07	265.74	1,030.34	698.09	2,116.81
	Less: Inter Segment Revenue	-	-	-	-	-	-
	Total Income	575.26	455.07	265.74	1,030.34	698.09	2,116.81
2	Segment Results						
	Earning (+)/Loss (-) before interest and tax from each segment						
	a) Construction Activities	92.82	38.97	79.14	131.79	99.68	184.30
	b) Trading of Securities	-	-	-	17.32	-	-
	c) Unallocated	(15.00)	(9.73)	(24.73)	(30.14)	(31.28)	(34.50)
	Total	77.82	29.24	54.41	118.97	68.40	149.79
	Less:						
	Finance cost	4.55	6.96	-3.37	11.51	4.09	27.80
	Profit Before Tax	73.27	22.28	51.04	107.46	64.31	121.99
3	Segment Assets						
	a) Construction Activities	2,327.80	2,286.69	2168.9	2,327.80	2168.9	2,333.20
	b) Trading of Securities	322.84	357.92	307.05	322.84	307.05	1,180.42
	Total Segment Assets	2,650.64	2,644.61	2,475.95	2,650.64	2,475.95	3,513.62
4	Segment liabilities						
	a) Construction Activities	428.31	176.08	11.16	428.31	11.16	729.72
	b) Trading of Securities	363.71	685.27	751.86	363.71	751.86	1,024.46
	Total Segment Liabilities	792.02	861.35	763.02	792.02	763.02	1,754.18

Notes:

- The above results have been reviewed by the Audit Committee and subsequently approved by the Board of Directors at its meeting held on November 13, 2023. Further in accordance with the requirement under SEBI (Listing and Obligation Disclosure Requirement) Regulations, 2015, the Statutory Auditors have carried out review for the Quarter ended Sep 30, 2023
- The above results are in accordance with the Companies (Indian Accounting Standards) Rules, 2015 as amended time to time and prescribed under Section 133 of the Companies Act, 2013, read with the relevant rules issued there under and other accounting principles generally accepted in India.
- The figures of the previous period(s) have been regrouped/ reclassified wherever considered necessary.

For and on behalf of Board of Directors

Grovy India Limited

NEW DELHI

Prakash Chand Jalan

Chairman

Din No. 00475545

Date: November 13, 2023

Place: New Delhi

GROVY INDIA LIMITED
 Unaudited Balance Sheet as at September 30, 2023
 CIN NO :-L74130DL1985PLC021532

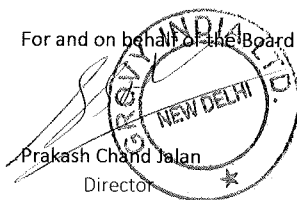
(Amount in Lakhs)

Particulars	As at	As at
	September 30, 2023	March 31, 2023
	Unaudited	Audited
I. ASSETS		
Non-Current Assets		
(a) Property, plant and equipment	22.74	10.10
(b) Other intangible assets	-	-
(c) Investment property	1.30	1.30
(d) Financial assets		
(i) Investments	76.42	56.80
(e) Other Non Current Assets	-	0.81
Total Non-Current Assets	100.46	69.01
Current assets		
(a) Inventories	2,047.10	2,323.10
(b) Financial assets		
(i) Investments	29.51	24.61
(ii) Trade receivables	-	-
(iii) Cash and cash equivalents	3.50	1.72
(c) Current tax assets (net)	-	-
(d) Other current assets	470.08	1,095.18
Total Current Assets	2,550.18	3,444.61
Total Assets	2,650.64	3,513.62
II EQUITY AND LIABILITIES		
Equity		
(a) Equity Share capital	333.41	333.41
(b) Other equity	1,525.21	1,426.04
Total Equity	1,858.62	1,759.44
Liabilities		
Non-current liabilities		
(a) Financial liabilities		
(i) Borrowings	362.84	383.22
(b) Provisions	-	-
(c) Deferred tax liabilities (Net)	-	-
Total Non Current Liabilities	362.84	383.22
Current liabilities		
(a) Financial liabilities		
(i) Borrowings	324.36	637.28
(ii) Trade payables	-	-
- Due to micro enterprises and small enterpris	-	-
- Due to creditors other than micro enterprise	0.50	80.04
(iii) Other Financial Liabilities		
(b) Other current liabilities	93.80	649.68
(c) Current Tax Liabilities	10.52	3.96
Total Current Liabilities	429.18	1,370.95
Total Equity & liabilities	2,650.64	3,513.62
	-0.00	-

Place: New Delhi
 Date: November 13, 2023

For and on behalf of the Board of Directors

Prakash Chand Jalan
 Director
 DIN NO :00475545



GROVY INDIA LIMITED
 Unaudited Statement of Cash flows for the year ended September 30,2023
 CIN NO :-L74130DL1985PLC021532

(Amount in Lakhs)

Particulars	For the period ended	For the year ended
	September 30,2023	March 31, 2023
	Unaudited	Audited
A. Cash flows from operating activities		
Net profit before tax, extraordinary items	107.46	121.99
Adjustment for:		
Depreciation and Amortisation	2.04	4.60
Profit on sale of Fixed Assets	(1.03)	-
Profit on Sale of Car	-	-
Rent Received	-	-
Profit from sale of Investment	-	-
Dividend Received	(1.21)	(0.62)
Interest income	(0.89)	(0.76)
Finance charges	11.32	27.80
Operating Profit before changes in working capital	117.69	153.01
Adjustments for increase/decrease:		
Trade & Other Receivables	-	1.02
Inventories	276.00	(854.05)
Trade Payable	(79.54)	80.04
Other Assets	625.92	(881.23)
Other Liabilities	(549.32)	667.64
Cash generated from operations	390.74	(833.57)
Direct Taxes Paid		
Income tax refund/(paid)	(27.90)	22.78
Cash inflow/(outflow) from operating activities	362.84	(842.26)
B. Cash flows from investing activities		
Purchase of fixed Assets	(15.15)	(0.51)
(Purchase) of current investments	(59.01)	(27.64)
Sale of Investments	54.12	9.50
Sale of fixed assets of car	1.50	-
Other Income(rent)	-	-
Misc received (dividend)	1.21	0.62
Interest received	0.89	0.76
Net cash inflow / (outflow) from investing activities	(16.44)	(17.25)
C. Cash flows from financing activities		
Proceeds from issue of share capital	-	500.00
Interest paid	(11.32)	(27.80)
Proceeds from borrowings	(333.30)	338.38
Repayment of borrowings	-	-
Dividend paid including tax	-	(2.51)
Cash inflow/(outflow) from financing activities	(344.62)	808.06
Net cash inflow/(outflow) during the year (a+b+c)	1.77	(51.46)
Opening Cash & Cash equivalents	1.72	53.18
Closing Cash & Cash equivalents	3.49	1.72

