

November 11, 2022

BSE Ltd. P J Towers, Dalal Street, Fort Mumbai – 400001 Scrip Code: 543272	National Stock Exchange of India Limited (NSE). Exchange Plaza, Bandra Kurla Complex, Bandra East, Mumbai – 400051 Symbol: EASEMYTRIP
---	--

Subject: Unaudited Financial Results (Standalone & Consolidated) for the quarter ended and half year ended September 30, 2022

Ref: Regulation 30 of SEBI (Listing Obligation and Disclosure Requirements Regulations), 2015

Dear Sir/Ma'am,

The Board of Directors at their meeting held today i.e., November 11, 2022, has inter-alia, considered, approved and taken on record the Unaudited Financial Statements (Standalone and Consolidated) of the Company for the quarter ended and half year ended September 30, 2022, which have been duly reviewed and recommended by the Audit Committee.

Accordingly, we enclose herewith the following:

1. Annual Milestones achieved by the Company
2. Press Release
3. Unaudited (Standalone and Consolidated) Financial Results for the quarter ended and half year ended September 30, 2022

The Audit Committee Meeting commenced at 04:00 P.M.

The Board meeting concluded at 07:10 P.M.

The aforesaid information will also be hosted on the website of the Company at www.easemytrip.com.

You are requested to take the aforesaid on record.

For Easy Trip Planners Limited

Priyanka Tiwari
Company Secretary and Chief Compliance Officer
Membership No.: A50412

Easy Trip Planners Ltd.

Registered office : Building No. - 223, Patparganj Industrial Area, New Delhi - 110092 (India)

Phone : +91 - 11 43030303, 43131313 | E-mail : Care@easemytrip.com | Web: www.EaseMyTrip.com | CIN No. L63090DL2008PLC179041






EaseMyTrip.com

Q2 FY23 RESULTS

11TH NOVEMBER 2022

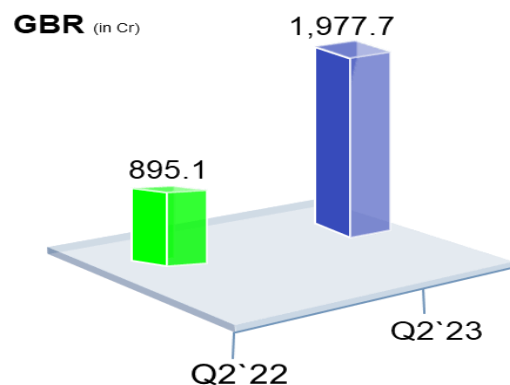
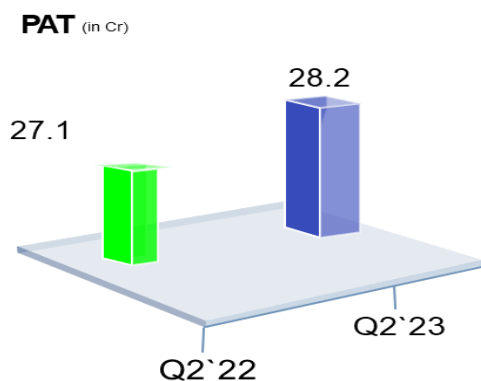


EaseMyTrip nears its last year's GBR in just two quarters

EaseMyTrip.com, India's one of the largest online travel tech platforms, continues its exceptional growth journey and stands strong on its principle of generating profits as the company surpassed its own records in this quarter.

The company achieved its highest-ever Gross Booking Revenue in this quarter, with a significant increase on both a corresponding and sequential basis. Our customers have always come first in all of our efforts. With our exceptional marketing campaigns and brand-building exercises, which was our focus, we have yielded positive results. The company has concluded two major sales, in the period, the Travel Carnival Sale and the Travel Utsav Sales, conducted in August and October respectively. We witnessed unprecedented transaction flow worth more than INR 300 Crores and INR 555 Crores respectively.

Despite being a seasonally dull quarter, the company continued to deliver robust growth, with Gross Booking Revenue (GBR) increasing 121% year-on-year in Q2FY23 and 191% year-on-year in H1FY23. The GBR has increased to INR 1,977.7 Crores from INR 895.1 Crores in Q2FY22. GBR for H1 FY23 at INR 3,641 Crores almost equalled GBR of INR 3,716 Crores for the entire previous year. Regardless of the challenges faced by the overall industry, impacting the economies, EaseMyTrip's low-cost business model, combined with the "No Convenience Fee" strategy, enabled the company to deliver exceptional results which stands true for this quarter as well.

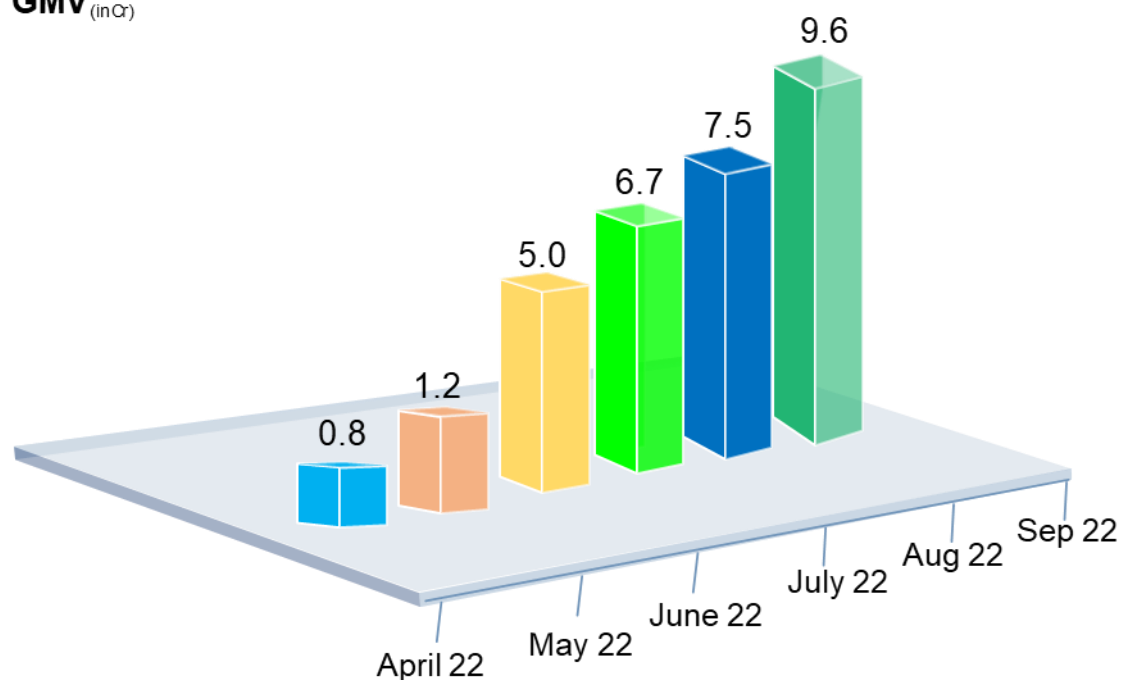


The company continued its focus on becoming a truly global OTA and its efforts to expand internationally, where EaseMyTrip Thai, a wholly-owned subsidiary of EaseMyTrip signed an exclusive General Sales Agreement with SpiceJet Airline to market and sell their tickets and other services in Thailand. This comes on the back of the company already setting up subsidiaries in other countries like the USA, UK, New Zealand, Philippines, Singapore, and UAE and a corporate office in Dubai and London.

EaseMyTrip's Dubai office has been performing well and in just a few months it has seen a good response with GMV in Q2FY23 crossing INR 24 Crores as compared to a GMV of INR 7 Crores in the previous quarter.

Dubai Performance

GMV (in Cr)



The company's well-diversified business model, which allows us to operate in various channels (B2B2C, B2E, B2C) and diverse product lines, provides us with ample opportunities to grow at a much faster rate than our competitors. A healthy balance sheet, strong return ratios, and net cash generation from operating activities will support our future strategy of expanding into new geographies, expanding organically and inorganically.

EaseMyTrip has always strived to provide the best experience and offers to its customers where we have formed a number of strategic alliances to help us do the same. The overwhelming response we received from the customers this quarter, ensures that they continue to place their trust in the company which gives everyone at EaseMyTrip a boost for the upcoming period.



Milestones achieved by the Company

Highest ever Quarterly Gross Booking Revenue

We generated our highest ever Quarterly Gross Booking Revenue at INR 1,977.7 Crores, which is a substantial growth from the previous year.

Revenue from Operations crosses INR 100 Crores

Our Quarterly Revenue from Operations for Q2FY23 stood at INR 108.5 Crores, registering a significant increase of 92% year on year.

Stellar performance of Dubai Office

Our retail office in Dubai saw an exceptional growth in this quarter, reaching a cumulative GMV of INR 30.9 Crores since April 2022 and has been consistently increasing every month from April 2022 – September 2022.

Clocked INR 555 Crores in a single sale period, our highest ever

EaseMyTrip Travel Utsav festive sale saw our ever-highest gross sales as we crossed INR 555 Crores in the sale period 06th October 2022 to 23rd October 2022

Dual Win at the 29th Annual World Travel Tech Awards 2022

- Received Asia's Best B2C Travel Provider 2022 Award
- Best B2C Travel Provider in India 2022 Award

Our Collaborations:

Sponsorships in Cricket - India's favourite sport

- EaseMyTrip became the official co-powered sponsor of the **Asia Cup 2022**. This partnership gave immense visibility to the brand participating in the tournament having an estimated collective viewership of more than 4.9 billion
- Also became the presenting partner of **Road Safety World Series T20 Tournament** Season 2. The main chest of Indian jerseys featured the company's logo where cricketing legends like Sachin Tendulkar, Yuvraj Singh among others were seen wearing the jersey.

General Sales Agreement with SpiceJet Airlines

EaseMyTrip Thai, signed an exclusive General Sales Agreement with SpiceJet Airlines to sell, promote and market passenger tickets and other services to passengers in Thailand effective, which became effective from 1st September 2022.

With Magicpin

EaseMyTrip and Magicpin formed a unique strategic partnership to bring together the best of travel and local shopping offers.

Sponsored the biggest South Indian Awards in India

EaseMyTrip became the official Associate Sponsor of the South Indian International Movie Awards (SIIMA), the biggest South Indian awards in India. This is the first-time that EaseMyTrip was the part of the global event, SIIMA.

MEDIA RELEASE



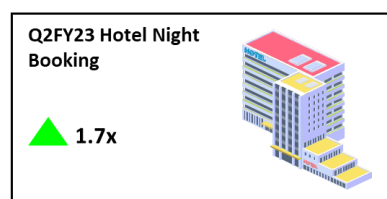

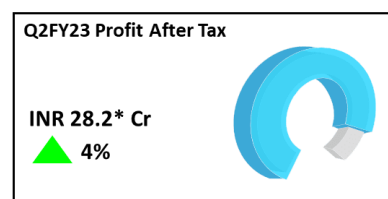
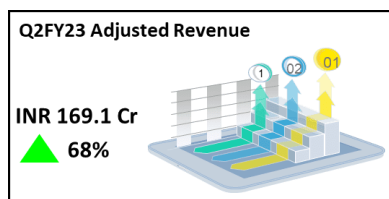
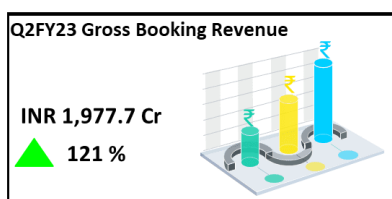
EaseMyTrip nears its last year's GBR in just two quarters

New Delhi, November 11, 2022: EaseMyTrip.com, India's one of the largest online travel tech platform, released its results for the quarter ended 30th September 2022 reporting a record Q2FY23 GBR of INR 1,977.7 Crores, the highest-ever in any quarter. Also, GBR for H1 FY23 at INR 3,641 Crores almost equalled GBR of INR 3,716 Crores for the entire previous year. Strong GMV bookings by EaseMyTrip incentivizes on the huge pent-up demand post COVID and growth opportunities within the industry.

EaseMyTrip's revenue from operation too touched the highest level of INR 100 Crores, supporting its impressive growth story as one of the fastest-growing OTA players in India. Q2FY23 Revenue from Operations was INR 108.5 Crores compared to INR 56.7 Crores in the corresponding quarter of the previous fiscal, a growth of 91.5% YoY. Company's Adjusted Revenue rose to INR 169.1 Cr, increasing 68% YoY.

This quarter marks yet another period of sustained profitable growth. Profit After Tax for the quarter stood at INR 28.2* Crores as against INR 27.1 Crores in the corresponding quarter.

Q2FY23 Key Highlights



**As EaseMyTrip continues to invest in its brand, the company incurred a one-time sales promotion and marketing expense of ~ INR 13 Crore towards sponsoring Asia Cup 2022 and Road Safety World Series T20 Tournament Season 2, which slowed the PAT growth YoY. The company continues to balance its investments towards strategic marketing opportunities while maintaining cost discipline.*

Q2FY23 Financial Highlights

- Air segment bookings grew by 52.1% YoY in Q2FY23
- Hotel night bookings reported a jump of 69.6% YoY in Q2FY23
- Gross Booking Revenue stood at INR 1,977.7 Crores as against INR 895.1 Crores, an increase of 120.9% YoY. The increase was led by overwhelming response of our Travel Sales Carnival and the other marketing initiatives we took this quarter.
- The Adjusted Revenue was at INR 169.1 Crores which was a 67.7% increase YoY as compared to the adjusted revenue of INR 100.9 Crores in the same quarter of previous fiscal.
- PAT for the quarter stood at INR 28.2 Crores as against INR 27.1 Crores in the corresponding quarter, a 4% increase YoY.

H1FY23 Financial Highlights

- Air segment bookings rose by 96.6% YoY in H1FY23
- Hotel night bookings grew by 149.3% YoY in H1FY23
- Gross Booking Revenue stood at INR 3,640.8 Crores as against INR 1,251.8 Crores, an increase of 190.8% YoY.
- The Adjusted Revenue was at INR 300.6 Crores, which was a 100.6% increase YoY as compared to adjusted revenue of INR 149.8 Crores in the same period of previous fiscal.
- PAT # for H1FY23 stood at INR 61.4 Crores as against INR 42.6 Crores in the corresponding period, a 44.2% increase YoY.

Key Consolidated Financial Highlights

Particulars (INR in Mn)	Q2FY23	Q2FY22	Y-o-Y	H1FY23	H1FY22	Y-o-Y
Gross Booking Revenue (GBR)	19,776.9	8,950.9	120.9%	36,407.5	12,518.1	190.8%
Adjusted Revenue	1,691.3	1,008.8	67.7%	3,006.4	1,498.4	100.6%
Profit Before Tax (PBT)	388.1	363.8	6.7%	832.2	572.5	45.4%
Profit After Tax (PAT) #	282.2	271.3	4.0%	613.5	425.5	44.2%
Air Segments* (Nos)	28,33,497	18,63,249	52.1%	50,72,603	25,79,767	96.6%
Hotel Nights (Nos)	77,919	45,956	69.6%	1,49,710	60,055	149.3%

* Air Segments is net of cancellations

PAT numbers exclude other comprehensive income.

About EaseMyTrip:

EaseMyTrip (a public listed company at NSE and BSE) is India's one of largest online travel platform in terms of air ticket bookings, based on the Crisil Report-Assessment of the OTA Industry in India, February 2021. Furthermore, growing at a CAGR of 78% during FY20-22 in profits, it is one of the fastest-growing internet companies. Bootstrapped and profitable since its inception, EaseMyTrip offers 'End to End' travel solutions including air tickets, hotels and holiday packages, rail & bus tickets as well as ancillary value-added services. EaseMyTrip offers its users the option of zero-convenience fees during bookings. EaseMyTrip provides its users with access to more than 400 international and domestic airlines, over 2+ million hotels as well as train/bus tickets and taxi rentals for major cities in India. Founded in 2008, EaseMyTrip has offices across various Indian cities, including Noida, Bengaluru, and Mumbai. Its international offices (as subsidiary companies) are in the Philippines, Singapore, Thailand, the UAE, the UK, the USA, New Zealand and London.

Public Relations	Investor Relations
Ms. Bhavika Sharma	Mr. Rajat Gupta
bhavika.sharma@easemytrip.com	rajat.gupta@easemytrip.com
+91 98117 87304	+91 98218 49374

Disclaimer:

This release contains statements that may contain "forward-looking statements" including, but without limitation, statements relating to the implementation of strategic initiatives, and other statements relating to Easy Trip Planners Ltd future business developments and economic performance. While these forward-looking statements indicate our assessment and future expectations concerning the development of our business, several risks, uncertainties and other unknown factors could cause actual developments and results to differ materially from our expectations. These factors include, but are not limited to, general market, macro-economic, governmental and regulatory trends, movements in currency exchange and interest rates, competitive pressures, technological developments, changes in the financial conditions of third parties dealing with us, legislative developments, and other key factors that could affect our business and financial performance. Easy Trip Planners Ltd undertake no obligation to publicly revise any forward-looking statements to reflect future / likely events or circumstances.

Independent Auditor’s Review Report on the Quarterly and Year to Date Unaudited Standalone Financial Results of the Company Pursuant to the Regulation 33 of the SEBI (Listing Obligations and Disclosure Requirements) Regulations, 2015, as amended**Review Report to
The Board of Directors
Easy Trip Planners Limited**

1. We have reviewed the accompanying statement of unaudited standalone financial results of Easy Trip Planners Limited (the “Company”) for the quarter ended September 30, 2022 and year to date from April 01, 2022 to September 30, 2022 (the “Statement”) attached herewith, being submitted by the Company pursuant to the requirements of Regulation 33 of the SEBI (Listing Obligations and Disclosure Requirements) Regulations, 2015, as amended (the “Listing Regulations”).
2. The Company’s Management is responsible for the preparation of the Statement in accordance with the recognition and measurement principles laid down in Indian Accounting Standard 34, (Ind AS 34) “Interim Financial Reporting” prescribed under Section 133 of the Companies Act, 2013 as amended, read with relevant rules issued thereunder and other accounting principles generally accepted in India and in compliance with Regulation 33 of the Listing Regulations. The Statement has been approved by the Company’s Board of Directors. Our responsibility is to express a conclusion on the Statement based on our review.
3. We conducted our review of the Statement in accordance with the Standard on Review Engagements (SRE) 2410, “Review of Interim Financial Information Performed by the Independent Auditor of the Entity” issued by the Institute of Chartered Accountants of India. This standard requires that we plan and perform the review to obtain moderate assurance as to whether the Statement is free of material misstatement. A review of interim financial information consists of making inquiries, primarily of persons responsible for financial and accounting matters, and applying analytical and other review procedures. A review is substantially less in scope than an audit conducted in accordance with Standards on Auditing and consequently does not enable us to obtain assurance that we would become aware of all significant matters that might be identified in an audit. Accordingly, we do not express an audit opinion.
4. Based on our review conducted as above, nothing has come to our attention that causes us to believe that the accompanying Statement, prepared in accordance with the recognition and measurement principles laid down in the aforesaid Indian Accounting Standards (‘Ind AS’) specified under Section 133 of the Companies Act, 2013 as amended, read with relevant rules issued thereunder and other accounting principles generally accepted in India, has not disclosed the information required to be disclosed in terms of the Listing Regulations, including the manner in which it is to be disclosed, or that it contains any material misstatement.

For S.R. BATLIBOI & ASSOCIATES LLP

Chartered Accountants

ICAI Firm registration number: 101049W/E300004**YOGESH
MIDHA**Digitally signed by
YOGESH MIDHA
Date: 2022.11.11 17:57:59
+05'30'**per Yogesh Midha**

Partner

Membership No.: 094941

UDIN: 22094941BCUNBJ8495

Place: New Delhi

Date: November 11, 2022

Easy Trip Planners Limited
Registered Office: Building No. 223, Patparganj Industrial Area, New Delhi, Delhi 110092
CIN - L63090DL2008PLC179041
Unaudited Standalone Statement of Assets and Liabilities as at September 30, 2022

(Amount in INR millions, unless otherwise stated)

Particulars	As at	
	September 30, 2022	March 31, 2022
	Unaudited	Audited
ASSETS		
I. Non-current assets		
(a) Property, plant and equipment	80.60	80.78
(b) Investment properties	23.01	23.05
(c) Intangible assets	2.34	3.16
(d) Financial assets		
(i) Investments	200.45	200.45
(ii) Other financial assets	681.23	1,230.35
(f) Deferred tax asset (net)	42.53	41.02
(g) Other non-current assets	3.40	4.83
Total non-current assets	1,033.56	1,583.64
II. Current assets		
(a) Financial assets		
(i) Investments	10.34	10.30
(ii) Trade receivables	945.38	509.82
(iii) Cash and cash equivalents	409.75	276.46
(iv) Bank balances other than (iii) above	242.70	958.41
(v) Loans	60.92	51.11
(vi) Other financial assets	1,093.22	138.13
(b) Other current assets	1,810.42	1,188.59
(c) Current tax assets (net)	15.92	-
Total current assets	4,588.65	3,132.82
Total assets (I+II)	5,622.21	4,716.46
EQUITY AND LIABILITIES		
III. EQUITY		
(a) Equity share capital	434.58	434.58
(b) Other equity		
(i) Retained earnings	2,607.61	1,963.11
	3,042.19	2,397.69
LIABILITIES		
IV. Non-current liabilities		
(a) Financial liabilities		
(i) Other financial liabilities	-	0.63
(b) Contract liability	685.23	-
(c) Long term provisions	29.00	26.90
Total non-current liabilities	714.23	27.53
V. Current liabilities		
(a) Financial liabilities		
(i) Trade payables		
Total outstanding dues of micro enterprises and small enterprises	0.51	0.51
Total outstanding dues of creditors other than micro enterprises and small enterprises	507.20	321.85
(ii) Other financial liabilities	736.45	1,098.71
(iii) Borrowing	214.49	396.90
(b) Contract liability	298.57	269.61
(c) Short term provisions	17.65	14.29
(d) Other current liabilities	90.92	94.30
(e) Liabilities for current tax (net)	-	95.07
Total current liabilities	1,865.79	2,291.24
Total equity and liabilities (III+IV+V)	5,622.21	4,716.46

For and on behalf of the Board of Directors of Easy Trip Planners Limited

Digitally signed by NISHANT
NISHANT PITTI
Date: 2022.11.11 17:47:19
+05'30'

Nishant Pitti

Director

DIN: 02172265

Place: New Delhi

Date: November 11, 2022

Easy Trip Planners Limited
Registered Office: Building No. 223, Patparganj Industrial Area, New Delhi, Delhi 110092
CIN - L63090DL2008PLC179041
Statement of unaudited standalone financial results for the quarter and six month ended September 30, 2022

(Amount in INR millions, unless otherwise stated)

Particulars	Quarter ended			Six month period ended		Year ended
	September 30, 2022	June 30, 2022	September 30, 2021	September 30, 2022	September 30, 2021	March 31, 2022
	(Unaudited)	(Unaudited)	(Unaudited)	(Unaudited)	(Unaudited)	(Audited)
1. Income						
Revenue from operations	1,043.15	836.93	566.26	1,880.08	879.33	2,328.60
Other income	37.29	40.26	32.02	77.55	67.07	146.48
Total Income	1,080.44	877.19	598.28	1,957.63	946.40	2,475.08
2. Expense						
Employee benefits expense	91.26	75.33	50.32	166.59	96.38	233.84
Finance costs	6.33	2.46	2.57	8.79	3.09	15.32
Depreciation and amortisation expense	2.61	2.51	2.22	5.12	4.38	8.79
Advertising and sales promotion	292.37	103.15	83.02	395.52	110.63	329.78
Payment gateway charges	131.83	119.90	58.68	251.73	86.53	247.19
Other expenses	143.20	123.83	36.15	267.03	68.43	189.59
Total expenses	667.60	427.18	232.96	1,094.78	369.44	1,024.51
3. Profit before tax (1-2)	412.84	450.01	365.32	862.85	576.96	1,450.57
4. Tax expense:						
Current tax [includes for earlier periods Nil (year ended March 2022 INR 7.22)]	106.75	115.02	94.49	221.77	149.87	385.95
Deferred tax charge / (credit)	(0.23)	(1.76)	(1.94)	(1.99)	(2.90)	(7.41)
Total tax expenses	106.52	113.26	92.55	219.78	146.97	378.54
5. Net Profit for the periods / year (3-4)	306.32	336.75	272.77	643.07	429.99	1,072.03
6. Other comprehensive income						
Items that will not be reclassified to profit or loss in subsequent periods / years						
Re-measurement gains / (losses) on defined benefit plans	(0.29)	2.18	0.06	1.89	(3.16)	(2.94)
Income tax effect	0.07	(0.55)	(0.02)	(0.48)	0.79	0.74
Other comprehensive income net of tax	(0.22)	1.63	0.04	1.41	(2.37)	(2.20)
7. Total comprehensive income for the periods / years net of tax (5+6)	306.10	338.38	272.81	644.48	427.62	1,069.83
8. Paid-up equity share capital (face value INR 2/- per equity share)	434.58	434.58	217.29	434.58	217.29	434.58
9. Other equity						1,963.11
10. Earnings per equity share (face value INR 2/- per equity share) (not annualised for quarters)						
(a) Basic	1.41	1.55	1.26	2.96	1.98	4.93
(b) Diluted	1.41	1.55	1.26	2.96	1.98	4.93

See accompanying notes to the statement of standalone financial results.

For and on behalf of the Board of Directors of Easy Trip Planners Limited

NISHANT PITTI  Digitally signed by NISHANT PITTI
Date: 2022.11.11 17:47:35 +05'30'

Place: New Delhi
Date: November 11, 2022

Nishant Pitti
Director
DIN: 02172265

Easy Trip Planners Limited
Registered Office: Building No. 223, Patparganj Industrial Area, New Delhi, Delhi 110092
CIN - L63090DL2008PLC179041

Unaudited standalone segment wise revenue, results, assets and liabilities for the quarter and six month period ended September 30, 2022

(Amount in INR millions, unless otherwise stated)

Particulars	Quarter ended			Six month period ended		Year ended
	September 30, 2022	June 30, 2022	September 30, 2021	September 30, 2022	September 30, 2021	March 31, 2022
	(Unaudited)	(Unaudited)	(Unaudited)	(Unaudited)	(Unaudited)	(Audited)
1. Segment revenue						
(a) Air Passage	1,038.70	829.62	579.14	1,868.32	893.99	2,349.11
(b) Hotel Packages	1.40	(1.18)	(9.51)	0.22	(12.28)	(15.58)
(c) Other services	3.05	8.49	(3.37)	11.54	(2.38)	(4.93)
Total	1,043.15	836.93	566.26	1,880.08	879.33	2,328.60
Less: Inter segment revenue	-	-	-	-	-	-
Net segment revenue (A)	1,043.15	836.93	566.26	1,880.08	879.33	2,328.60
2. Segment results						
(a) Air Passage	382.85	412.51	356.49	795.36	540.15	1,360.38
(b) Hotel Packages	0.52	(2.01)	(14.38)	(1.49)	(19.08)	(24.45)
(c) Other services	1.12	4.22	(4.01)	5.34	(3.71)	(7.74)
Total (B)	384.49	414.72	338.10	799.21	517.36	1,328.19
Less: Finance cost (C)	6.33	2.46	2.57	8.79	3.09	15.32
Less: Depreciation and Amortization (D)	2.61	2.51	2.22	5.12	4.38	8.79
Add: Un-allocated income (E)	37.29	40.26	32.01	77.55	67.07	146.49
Profit before tax (B-C-D+E)	412.84	450.01	365.32	862.85	576.96	1,450.57
3. Segment assets						
(a) Air Passage	2,912.02	2,715.25	1,864.97	2,912.02	1,864.97	1,845.83
(b) Hotel Packages	166.40	41.53	21.26	166.40	21.26	9.41
(c) Other services	22.48	30.75	14.83	22.48	14.83	20.96
Total	3,100.90	2,787.53	1,901.06	3,100.90	1,901.06	1,876.20
(c) Un-allocated assets	2,521.31	2,818.93	2,612.12	2,521.31	2,612.12	2,840.26
Total assets	5,622.21	5,606.46	4,513.18	5,622.21	4,513.18	4,716.46
4. Segment liabilities						
(a) Air Passage	2,244.51	2,110.25	1,894.56	2,244.51	1,894.56	1,709.23
(b) Hotel Packages	55.90	52.44	70.51	55.90	70.51	40.22
(c) Other services	4.75	5.51	5.18	4.75	5.18	4.75
Total	2,305.16	2,168.20	1,970.25	2,305.16	1,970.25	1,754.20
(c) Un-allocated liabilities	274.86	702.22	678.77	274.86	678.77	564.58
Total liabilities	2,580.02	2,870.42	2,649.02	2,580.02	2,649.02	2,318.78

For and on behalf of the Board of Directors of Easy Trip Planners Limited

NISHANT PITTI
Digitally signed by NISHANT
PITTI
Date: 2022.11.11 17:47:51
+05'30'

Place: New Delhi
Date: November 11, 2022

Nishant Pitti
Director
DIN: 02172265

Easy Trip Planners Limited
Registered Office: Building No. 223, Patparganj Industrial Area, New Delhi, Delhi 110092
CIN - L63090DL2008PLC179041
Unaudited Standalone Statement of Cash Flows for the six month period ended September 30, 2022

Particulars	(Amount in INR millions, unless otherwise stated)	
	Six month period ended	
	September 30, 2022	September 30, 2021
	Unaudited	Unaudited
A Cash flow from operating activities		
1 Profit before tax	862.85	576.96
Profit before tax	862.85	576.96
2 Adjustments to reconcile profit before tax to net cash flows:		
Depreciation and amortization	5.12	4.38
Advance written off	-	1.84
Finance cost	7.35	3.09
Interest income from:		
- On deposits with bank	(55.91)	(59.98)
- On loans and others	(2.21)	(0.20)
Impairment allowance of trade receivables	-	5.65
Provision for doubtful advances	-	6.18
Bad debts	-	1.97
Dividend income	(0.18)	(0.12)
Fair value gain on financial instruments at fair value through profit or loss	(0.04)	(0.09)
Income from financial guarantee	(1.21)	(1.21)
	(47.08)	(38.49)
3 Operating profit before working capital changes (1+2)	815.77	538.47
4 Working Capital adjustments:		
Decrease / (Increase) in trade receivables	(435.56)	75.80
(Increase) in financial assets	(83.77)	(8.42)
(Increase) in other current assets	(620.40)	(740.28)
Increase in trade payables	185.36	54.76
Increase / (Decrease) in other financial liabilities	(361.69)	69.51
(Decrease) in other current liabilities	(3.38)	(21.78)
Increase / (Decrease) in contract liabilities	714.18	(100.84)
Increase in provisions	7.35	4.60
Net changes in working capital	(597.91)	(666.65)
5 Cash flows / (used in) from operating activities (3+4)	217.86	(128.18)
6 Direct taxes paid (net of refunds)	(332.76)	(185.53)
7 Net cash (used in) from operating activities (5-6) (A)	(114.90)	(313.71)
B Cash flow from investing activities:		
Payment for Purchase of property, plant and equipment, Intangible assets and Intangibles under development	(4.07)	(5.23)
Net Investments in bank deposits (having original maturity of more than three months)	405.89	(260.70)
Dividend received	0.18	0.12
Interest received	45.94	38.98
Net cash flow from / (used in) investing activities (B)	447.94	(226.83)
C Cash flow from financing activities:		
Payment of dividend	-	(217.29)
Loans to related parties	(9.99)	-
Finance costs paid	(7.35)	(3.09)
Net cash (used in) financing activities (C)	(17.34)	(220.38)
D Net increase/(decrease) in cash and cash equivalents (A+B+C)	315.70	(760.92)
E Cash & cash equivalents as at the beginning of the period	(120.44)	424.50
Cash & cash equivalents as at the end of the period (D+E)	195.26	(336.42)
Cash and cash equivalents comprises:		
Cash on hand	-	0.09
Funds in transit	375.35	158.50
Balances with banks:		
- Current account*	34.40	27.17
Total cash and cash equivalents	409.75	185.76
Less: Bank overdrafts	(214.49)	(522.18)
Total Cash and cash equivalents net of outstanding Bank overdraft	195.26	(336.42)

*Balance in current account includes INR Nil (September 30, 2021: 0.04) which is in nature of restricted cash.

For and on behalf of the Board of Directors of Easy Trip Planners Limited

NISHANT PITTI Digitally signed by NISHANT PITTI
Date: 2022.11.11 17:48:08 +05'30'

Easy Trip Planners Limited
Registered Office: Building No. 223, Patparganj Industrial Area, New Delhi, Delhi 110092
CIN - L63090DL2008PLC179041

Notes to the statement of unaudited standalone financial results for the quarter and six month ended September 30, 2022

- 1 This statement has been prepared in accordance with the Indian Accounting Standards (Ind AS) as prescribed under Section 133 of the Companies Act, 2013 read with Rule 3 of Companies (Indian Accounting Standards) Rules, 2015 and relevant amendment rules thereafter and other recognised accounting practices and policies to the extent applicable.
- 2 The standalone unaudited financial results for the quarter and six month period ended September 30, 2022 have been reviewed by the Audit Committee and approved by the Board of Directors at its meeting held on November 11, 2022.
- 3 The Code on Social Security, 2020 ('Code') relating to employee benefits during employment and post-employment benefits received Presidential assent in September 2020. The Code has been published in the Gazette of India. However, the date on which the Code will come into effect has not been notified and the final rules / interpretation have not yet been issued. The Company will assess the impact of the Code when it comes into effect and will record any related impact in the period the Code becomes effective.
- 4 During the quarter ended December 31, 2021; the Company has re-classified income from unexercised rights which are non-refundable in nature from other income to revenue from operations since it provides more reliable and relevant information to the users of its financial statements as it is more aligned to practices adopted by its competitors. Accordingly, previous period numbers have also been regrouped to confirm to the current period presentation.
- 5 During the quarter ended March 31, 2022; the Company has issued bonus shares of 10,86,45,000 fully paid-up Equity shares of Rs. 2/- (Rupees Two) each as fully paid-up Equity Shares in proportion of 1 (One) new fully paid-up Equity Shares of Rs. 2/- (Rupees Two) for every 1 (One) existing fully paid-up Equity Shares of Rs. 2/- (Rupees Two) each to the eligible shareholders of the Company whose names appear in the Registers of Members or in the Register of Beneficial Owner maintained by the depositories on the record date, i.e., March 02, 2022. Consequent to this bonus issue, the earnings per share has been adjusted for previous periods presented in accordance with Ind AS 33, Earnings per share.
- 6 The Company in its board meeting dated October 10, 2022; has approved and recommended for consideration of Members, the sub-division of one equity share of face value of Rs. 2/- (Rupees two only) into two equity shares of the face value of Rs. 1/- (Rupee One only). Further, Board has approved and recommended for consideration of Members the issue of 3 (three) bonus equity shares for every 1 (one) fully paid-up equity share by capitalising such sums out of securities premium account and any other permitted reserves/surplus of the Company, as may be considered appropriate each to the eligible shareholders of the Company whose names appear in the Registers of Members or in the Register of Beneficial Owner maintained by the depositories on the record date, which is yet to be notified.
- 7 The standalone financial Results for the quarter and six month ended September 30, 2022 are available on the company's website www.easemytrip.com and on the website of Bombay Stock Exchange of India Limited (URL: <https://www.bseindia.com/corporates>) and the National Stock Exchange of India Limited (URL: <https://www.nseindia.com/corporates>).
- 8 Previous period numbers have been regrouped wherever applicable, to the extent possible, to confirm to the current period presentation.

For and on behalf of the Board of Directors of Easy Trip Planners Limited

NISHANT PITTI
Digitally signed by NISHANT
PITTI
Date: 2022.11.11 17:48:27
+05'30'

Nishant Pitti
Director
DIN: 02172265

Place: New Delhi
Date: November 11, 2022

Independent Auditor’s Review Report on the Quarterly and Year to Date Unaudited Consolidated Financial Results of the Company Pursuant to the Regulation 33 of the SEBI (Listing Obligations and Disclosure Requirements) Regulations, 2015, as amended**Review Report to
The Board of Directors
Easy Trip Planners Limited**

1. We have reviewed the accompanying Statement of Unaudited Consolidated Financial Results of Easy Trip Planners Limited (the “Holding Company”) and its subsidiaries (the Holding Company and its subsidiaries together referred to as “the Group”), for the quarter ended September 30, 2022 and year to date from April 01, 2022 to September 30, 2022 (the “Statement”) attached herewith, being submitted by the Holding Company pursuant to the requirements of Regulation 33 of the SEBI (Listing Obligations and Disclosure Requirements) Regulations, 2015, as amended (the “Listing Regulations”).
2. The Holding Company’s Management is responsible for the preparation of the Statement in accordance with the recognition and measurement principles laid down in Indian Accounting Standard 34, (Ind AS 34) “Interim Financial Reporting” prescribed under Section 133 of the Companies Act, 2013 as amended, read with relevant rules issued thereunder and other accounting principles generally accepted in India and in compliance with Regulation 33 of the Listing Regulations. The Statement has been approved by the Holding Company’s Board of Directors. Our responsibility is to express a conclusion on the Statement based on our review.
3. We conducted our review of the Statement in accordance with the Standard on Review Engagements (SRE) 2410, “Review of Interim Financial Information Performed by the Independent Auditor of the Entity” issued by the Institute of Chartered Accountants of India. This standard requires that we plan and perform the review to obtain moderate assurance as to whether the Statement is free of material misstatement. A review of interim financial information consists of making inquiries, primarily of persons responsible for financial and accounting matters, and applying analytical and other review procedures. A review is substantially less in scope than an audit conducted in accordance with Standards on Auditing and consequently does not enable us to obtain assurance that we would become aware of all significant matters that might be identified in an audit. Accordingly, we do not express an audit opinion.

We also performed procedures in accordance with the Circular No. CIR/CFD/CMD1/44/2019 dated March 29, 2019 issued by the Securities and Exchange Board of India under Regulation 33(8) of the Listing Regulations, to the extent applicable.

4. The Statement includes the results of the following entities:

Holding Company:

- i. Easy Trip Planners Limited

Subsidiaries:

- i. EaseMyTrip Middleeast DMCC
- ii. EaseMyTrip SG Pte. Ltd.
- iii. EaseMyTrip UK Limited
- iv. EaseMyTrip Foundation
- v. Spree Hotels and Real Estate Private Limited
- vi. Yolobus Private Limited
- vii. EaseMyTrip USA Inc.
- viii. EaseMyTrip Thai Co. Ltd
- ix. EaseMyTrip Philippines Inc.
- x. EaseMyTrip NZ Limited

S.R. BATLIBOI & ASSOCIATES LLP

Chartered Accountants

5. Based on our review conducted and procedures performed as stated in paragraph 3 above and based on the consideration of the review reports of other auditors referred to in paragraph 6 below, nothing has come to our attention that causes us to believe that the accompanying Statement, prepared in accordance with recognition and measurement principles laid down in the aforesaid Indian Accounting Standards ('Ind AS') specified under Section 133 of the Companies Act, 2013, as amended, read with relevant rules issued thereunder and other accounting principles generally accepted in India, has not disclosed the information required to be disclosed in terms of the Listing Regulations, including the manner in which it is to be disclosed, or that it contains any material misstatement.
6. The accompanying Statement includes the unaudited interim financial results and other financial information, in respect of:
 - 10 subsidiaries, whose unaudited interim financial results include total assets of Rs. 414.27 Mn as at September 30, 2022, total revenues of Rs 41.83 Mn and Rs 80.74 Mn, total net loss after tax of Rs. 20.24 Mn and Rs. 21.67 Mn, and total comprehensive loss of Rs. 21.01 Mn and Rs. 21.75 Mn, for the quarter ended September 30, 2022 and the period ended on that date respectively, and net cash inflows of Rs. 22.66 Mn for the period from April 1, 2022 to September 30, 2022, as considered in the Statement which have been reviewed by their respective independent auditors.

The independent auditor's reports on interim financial results of these entities have been furnished to us by the Management and our conclusion on the Statement, in so far as it relates to the amounts and disclosures in respect of these subsidiaries is based solely on the report of such auditors and procedures performed by us as stated in paragraph 3 above.

7. Our conclusion on the Statement in respect of matters stated in para 6 above is not modified with respect to our reliance on the work done and the reports of the other auditors and the financial results/financial information certified by the Management.

For S.R. BATLIBOI & ASSOCIATES LLP

Chartered Accountants

ICAI Firm registration number: 101049W/E300004

YOGESH Digitally signed by
YOGESH MIDHA
Date: 2022.11.11
MIDHA 18:20:49 +05'30'

per **Yogesh Midha**

Partner

Membership No.: 094941

UDIN: 22094941BCUMSL9323

Place: New Delhi

Date: November 11, 2022

Easy Trip Planners Limited
Registered Office: Building No. 223, Patparganj Industrial Area, New Delhi, Delhi 110092
CIN - L63090DL2008PLC179041
Unaudited Consolidated Statement of Assets and Liabilities as at September 30, 2022

(Amount in INR millions, unless otherwise stated)

Particulars	As at	
	September 30, 2022	March 31, 2022
	(Unaudited)	(Audited)
ASSETS		
I. Non-current assets		
(a) Property, plant and equipment	85.13	83.25
(b) Intangible assets	146.91	155.58
(c) Goodwill	44.51	44.51
(d) Investment property	23.01	23.05
(e) Financial assets		
(i) Other financial assets	690.21	1,238.73
(f) Deferred tax asset (net)	46.87	42.62
(g) Other non-current assets	8.06	9.86
Total non-current assets	1,044.70	1,597.60
II. Current assets		
(a) Inventory	3.93	2.62
(b) Financial assets		
(i) Loans	1.58	1.30
(ii) Investments	10.34	10.30
(iii) Trade receivables	986.74	528.08
(iv) Cash and cash equivalents	579.53	368.70
(v) Other bank balances	242.70	958.41
(vi) Other financial assets	1,107.80	163.39
(c) Other current assets	1,816.00	1,200.12
(d) Current tax assets (net)	19.80	-
Total current assets	4,768.42	3,232.92
Total assets (I+II)	5,813.12	4,830.52
EQUITY AND LIABILITIES		
III. EQUITY		
(a) Equity share capital	434.58	434.58
(b) Other equity		
(i) Retained earnings	2,537.07	1,921.75
(ii) Capital Reserves	2.97	2.97
(iii) Other Reserves	8.45	(0.67)
Equity attributable to equity holders of the Group	2,983.07	2,358.63
Non-controlling interests	-	-
Total equity	2,983.07	2,358.63
LIABILITIES		
IV. Non-current liabilities		
(a) Contract liability	699.59	-
(b) Long term provisions	31.14	29.86
Total non-current liabilities	730.73	29.86
V. Current liabilities		
(a) Financial liabilities		
(i) Borrowings	370.03	503.89
(ii) Trade payables		
Total outstanding dues of micro enterprises and small enterprises	0.51	0.50
Total outstanding dues of creditors other than micro enterprises and small enterprises	575.28	345.98
(iii) Other financial liabilities	746.66	1,106.54
(b) Contract liability	298.57	277.11
(c) Short term provisions	18.97	15.52
(d) Other current liabilities	89.30	101.25
(e) Liabilities for current tax (net)	-	91.24
Total current liabilities	2,099.32	2,442.03
Total equity and liabilities (III+IV+V)	5,813.12	4,830.52

For and on behalf of the Board of Directors of Easy Trip Planners Limited

NISHANT PITTI Digitally signed by NISHANT PITTI
Date: 2022.11.11 18:15:37 +05'30'

Nishant Pitti

Director

DIN: 02172265

Place: New Delhi

Date: November 11, 2022

Easy Trip Planners Limited
Registered Office: Building No. 223, Patparganj Industrial Area, New Delhi, Delhi 110092
CIN - L63090DL2008PLC179041
Statement of unaudited consolidated financial results for the quarter and six month ended September 30, 2022

(Amount in INR millions, unless otherwise stated)

Particulars	Quarter ended			Six month period ended		Year ended
	September 30, 2022	June 30, 2022	September 30, 2021	September 30, 2022	September 30, 2021	March 31, 2022
	(Unaudited)	(Unaudited)	(Unaudited)	(Unaudited)	(Unaudited)	(Audited)
1. Income						
Revenue from operations	1,084.99	875.83	566.45	1,960.82	879.55	2,353.74
Other income	35.73	38.77	31.37	74.50	65.77	143.89
Total Income	1,120.72	914.60	597.82	2,035.32	945.32	2,497.63
2. Expense						
Cost of material consumed	3.07	2.18	-	5.25		1.38
Employee benefits expense	116.20	97.21	50.32	213.41	96.38	258.38
Finance costs	7.53	3.58	2.83	11.11	4.24	19.47
Depreciation and amortisation expense	6.78	6.62	2.22	13.40	4.38	13.37
Advertising and sales promotion expenses	297.16	103.84	83.02	401.00	110.63	329.89
Payment gateway charges	136.57	119.90	58.71	256.47	86.56	247.22
Other expenses	165.35	136.97	36.90	302.32	70.64	192.25
Total expenses	732.66	470.30	234.00	1,202.96	372.83	1,061.96
3. Profit before tax (1-2)	388.06	444.30	363.82	832.36	572.49	1,435.67
4. Tax expense:						
Current tax [includes for earlier periods Nil (year ended March 2022 INR 7.22)]	107.91	115.80	94.49	223.71	149.87	385.05
Deferred tax charge / (credit)	(2.02)	(2.84)	(1.94)	(4.86)	(2.90)	(8.60)
Total tax expenses	105.89	112.96	92.55	218.85	146.97	376.45
5. Net Profit for the periods / years (3-4)	282.17	331.34	271.27	613.51	425.52	1,059.22
6. Other comprehensive income						
Items that will not be reclassified to profit or loss in subsequent period / years						
Re-measurement gains/(losses) on defined benefit plans	(0.07)	2.50	0.06	2.43	(3.16)	(1.65)
Income tax effect	0.02	(0.63)	(0.01)	(0.61)	0.80	0.42
Items that will be reclassified to statement of profit and loss in subsequent period / years						
Exchange differences on translating the financial statements of a foreign operation	4.71	4.41	0.05	9.12	(1.97)	(0.67)
Income tax relating to items that will be reclassified to profit and loss	-	-	-	-	-	-
Other comprehensive income net of tax	4.66	6.28	0.10	10.94	(4.33)	(1.90)
7. Total comprehensive income for the periods / years net of tax (5+6)	286.83	337.62	271.37	624.45	421.19	1,057.32
8. Net Profit for the periods / years attributable to:						
- Equity holders of the parent	282.17	331.34	271.27	613.51	425.52	1,059.22
- Non-controlling interest						-
9. Other comprehensive income for the periods / years net of tax attributable to:						
- Equity holders of the parent	4.66	6.28	0.10	10.94	(4.33)	(1.90)
- Non-controlling interest						-
10. Total comprehensive income for the periods / years net of tax attributable to:						
- Equity holders of the parent	286.83	337.62	271.37	624.45	421.19	1,057.32
- Non-controlling interest						-
11. Paid-up equity share capital (face value INR 2/- per equity share)	434.58	434.58	217.29	434.58	217.29	434.58
12. Other equity						1,924.05
13. Earnings per equity share (face value INR 2/- per equity share) (not annualised for quarters)						
(a) Basic	1.30	1.52	1.25	2.82	1.96	4.87
(b) Diluted	1.30	1.52	1.25	2.82	1.96	4.87

See accompanying notes to the statement of financial results

For and on behalf of the Board of Directors of Easy Trip Planners Limited

Digitally signed by
NISHANT PITTI
Date: 2022.11.11 18:15:59
+05'30'

Place: New Delhi
Date: November 11, 2022

Nishant Pitti
Director
DIN: 02172265

Easy Trip Planners Limited
Registered Office: Building No. 223, Patparganj Industrial Area, New Delhi, Delhi 110092
CIN - L63090DL2008PLC179041

Unaudited Consolidated segment wise revenue, results, assets and liabilities for the quarter and six month ended September 30, 2022

(Amount in INR millions, unless otherwise stated)

Particulars	Quarter ended			Six month period ended		Year ended
	September 30, 2022	June 30, 2022	September 30, 2021	September 30, 2022	September 30, 2021	March 31, 2022
	(Unaudited)	(Unaudited)	(Unaudited)	(Unaudited)	(Unaudited)	(Audited)
1. Segment revenue						
(a) Air Passage	1,065.45	794.35	579.77	1,859.80	894.63	2,352.99
(b) Hotel Packages	17.14	72.91	(9.94)	90.05	(12.69)	5.68
(c) Other services	2.40	8.57	(3.38)	10.97	(2.39)	(4.93)
Total	1,084.99	875.83	566.45	1,960.82	879.55	2,353.74
Less: Inter segment revenue	-	-	-	-	-	-
Net segment revenue (A)	1,084.99	875.83	566.45	1,960.82	879.55	2,353.74
2. Segment results						
(a) Air Passage	360.03	377.05	356.61	737.08	538.82	1,329.25
(b) Hotel Packages	5.79	34.61	(15.08)	40.40	(19.76)	3.21
(c) Other services	0.82	4.07	(4.01)	4.89	(3.71)	(7.84)
Total (B)	366.64	415.73	337.52	782.37	515.35	1,324.62
Less: Finance cost (C)	7.53	3.58	2.83	11.11	4.24	19.47
Less: Depreciation and Amortization (D)	6.78	6.62	2.22	13.40	4.38	13.37
Add: Un-allocated income (E)	35.73	38.77	31.36	74.50	65.77	143.89
Profit before tax (B-C-D+E)	388.06	444.30	363.82	832.36	572.49	1,435.67
3. Segment assets						
(a) Air Passage	2,889.10	2,700.77	1,841.84	2,889.10	1,841.84	1,832.60
(b) Hotel Packages	315.45	186.60	146.85	315.45	146.85	41.49
(c) Other services	51.23	30.25	14.82	51.23	14.82	230.48
Total	3,255.78	2,917.62	2,003.51	3,255.78	2,003.51	2,104.57
(c) Un-allocated assets	2,557.34	2,817.38	2,636.88	2,557.34	2,636.88	2,725.95
Total assets	5,813.12	5,735.00	4,640.39	5,813.12	4,640.39	4,830.52
4. Segment liabilities						
(a) Air Passage	2,320.75	2,136.43	1,873.13	2,320.75	1,873.13	1,734.23
(b) Hotel Packages	71.27	69.02	249.94	71.27	249.94	43.03
(c) Other services	5.45	5.57	5.18	5.45	5.18	4.79
Total	2,397.47	2,211.02	2,128.25	2,397.47	2,128.25	1,782.05
(c) Un-allocated liabilities	432.58	828.27	675.08	432.58	675.08	689.85
Total liabilities	2,830.05	3,039.29	2,803.33	2,830.05	2,803.33	2,471.90

For and on behalf of the Board of Directors of Easy Trip Planners Limited

NISHANT
PITTI

Digitally signed by
NISHANT PITTI
Date: 2022.11.11
18:16:14 +05'30'

Nishant Pitti

Director

DIN: 02172265

Place: New Delhi
Date: November 11, 2022

Easy Trip Planners Limited
Registered Office: Building No. 223, Patparganj Industrial Area, New Delhi, Delhi 110092
CIN - L63090DL2008PLC179041
Unaudited Consolidated Statement of Cash Flows for the six month period ended September 30, 2022

(Amount in INR millions, unless otherwise stated)

Particulars	Six month period ended	
	September 30, 2022	September 30, 2021
	Unaudited	Unaudited
A Cash flow from operating activities		
1 Profit before tax	832.36	572.49
Profit before tax	832.36	572.49
2 Adjustments to reconcile profit before tax to net cash flows:		
Depreciation and amortization	13.40	4.38
Advance written off	-	1.84
Finance cost	10.86	4.21
Interest income from:		
- On deposits with bank	(55.92)	(59.98)
- On loans and others	(1.51)	(0.12)
Impairment allowance of trade receivables	-	5.65
Provision for doubtful advances	-	7.11
Bad debts	-	1.97
Dividend income	(0.18)	(0.12)
Fair value gain on financial instruments at fair value through profit or loss	(0.04)	(0.09)
	(33.39)	(35.15)
3 Operating profit before working capital changes (1+2)	798.97	537.34
4 Working Capital adjustments:		
Decrease / (Increase) in trade receivables	(458.64)	71.89
Decrease / (Increase) in financial assets	(76.04)	35.27
(Increase) in Inventories	(1.31)	-
(Increase) in other current assets	(614.09)	(718.76)
Increase in trade payables	238.43	33.49
(Decrease) / Increase in other financial liabilities	(359.88)	73.77
(Decrease) in other current liabilities	(11.96)	(21.78)
(Decrease) / Increase in contract liabilities	721.05	(100.64)
Increase in provisions	7.17	3.81
Net changes in working capital	(555.27)	(622.95)
5 Cash flows from / (used in) operating activities (3+4)	243.70	(85.61)
6 Direct taxes paid (net of refunds)	(334.76)	(186.05)
7 Net cash (used in) operating activities (5-6) (A)	(91.06)	(271.66)
B Cash flow from investing activities:		
Payment for purchase of property, plant and equipment, Intangible assets and Intangibles under development	(6.61)	(4.11)
Net Investments in bank deposits (having original maturity of more than three months)	405.81	(260.72)
Dividend received	0.18	0.12
Interest received	47.24	38.86
Net cash flow from/(used in) investing activities (B)	446.62	(225.85)
C Cash flow from financing activities:		
Payment of dividend	-	(217.29)
Repayment of Borrowing	(41.50)	(0.75)
Finance costs paid	(10.86)	(4.57)
Net cash flow from/(used in) financing activities (C)	(52.36)	(222.61)
D Net increase/(decrease) in cash and cash equivalents (A+B+C)	303.20	(720.12)
E Cash & cash equivalents as at the beginning of the period	(28.20)	325.74
Cash & cash equivalents as at the end of the period (D+E)	275.00	(394.38)
Cash and cash equivalents comprises:		
Cash on hand	4.11	1.62
Funds in transit	393.29	158.62
Balances with banks:		
- Current account*	179.50	49.40
- Deposit account (with original maturity of three months or less)	2.63	-
Total Cash and cash equivalents	579.53	209.64
Less: Bank overdrafts	(304.53)	(604.02)
Total Cash and cash equivalents net of outstanding Bank overdraft	275.00	(394.38)

*Balance in current account includes INR Nil (September 30, 2021: 0.04) which is in nature of restricted cash.

For and on behalf of the Board of Directors of Easy Trip Planners Limited

NISHANT PITTI Digitally signed by NISHANT PITTI
Date: 2022.11.11 18:16:29 +05'30'

Easy Trip Planners Limited

Registered Office: Building No. 223, Patparganj Industrial Area, New Delhi, Delhi 110092

CIN - L63090DL2008PLC179041

Notes to the statement of unaudited consolidated financial results for the quarter and six month period ended September 30, 2022

- 1 This statement has been prepared in accordance with the Indian Accounting Standards (Ind AS) as prescribed under Section 133 of the Companies Act, 2013 read with Rule 3 of Companies (Indian Accounting Standards) Rules, 2015 and relevant amendment rules thereafter and other recognised accounting practices and policies to the extent applicable.
- 2 The unaudited Consolidated financial results for the quarter and six month period ended September 30, 2022 have been reviewed by the Audit Committee and approved by the Board of Directors at its meeting held on November 11, 2022.
- 3 The consolidated financial results of the Company comprising its wholly owned subsidiaries (together "the Group") includes the results of the following entities:

Company	Relationship under Ind AS
EaseMytrip Middleeast DMCC	Subsidiary with effect from August 15, 2019
EaseMytrip SG Pte. Ltd.	Subsidiary with effect from May 15, 2019
EaseMytrip UK Limited	Subsidiary with effect from May 21, 2019
EaseMytrip Foundation	Subsidiary with effect from November 17, 2021
Spree Hotels And Real Estate Private Limited*	Subsidiary with effect from November 26, 2021
Yolobus Private Limited	Subsidiary with effect from March 03, 2022
EaseMytrip NZ Limited	Subsidiary with effect from June 30, 2022
EaseMytrip USA Inc.	Subsidiary with effect from August 24, 2021
EaseMytrip Thai Co. Ltd.	Subsidiary with effect from September 06, 2021
EaseMytrip Philippines Inc.	Subsidiary with effect from September 06, 2021

* On November 26, 2021, Easy Trip Planners Limited ("Holding Company") entered into a share purchase agreement ("SPA") to acquire 100% shares and control in Spree Hotels and Real Estate Private Limited ("Spree") for a consideration of INR 182.5 million. The Group had obtained control on the same date as all the significant business and operating decisions were taken with the consent of the Holding Company, however, as per Ind AS 110, the consolidation has been done effective December 1, 2021 for convenience. Accordingly, based on the initial assessment by the management, the Group has recorded intangible assets (brand, hotel management contracts and club management contracts) of INR 133 Mn and balance as Goodwill (after adjustment of net assets taken over). The final valuation and purchase price allocation (PPA) has not yet been performed by the management, therefore, any adjustment resulting from it shall be accounted for in subsequent period.

- 4 The Code on Social Security, 2020 ('Code') relating to employee benefits during employment and post-employment benefits received Presidential assent in September 2020. The Code has been published in the Gazette of India. However, the date on which the Code will come into effect has not been notified and the final rules / interpretation have not yet been issued. The Group will assess the impact of the Code when it comes into effect and will record any related impact in the period the Code becomes effective.
- 5 During the quarter ended December 31, 2021; the Holding Company has re-classified income from unexercised rights which are non-refundable in nature from other income to revenue from operations since it provides more reliable and relevant information to the users of its financial statements as it is more aligned to practices adopted by its competitors. Accordingly, previous period numbers have also been regrouped to confirm to the current period presentation.
- 6 During the quarter ended March 31, 2022; the Holding Company has issued bonus shares of 10,86,45,000 fully paid-up Equity shares of Rs. 2/- (Rupees Two) each as fully paid-up Equity Shares in proportion of 1 (One) new fully paid-up Equity Shares of Rs. 2/- (Rupees Two) for every 1 (One) existing fully paid-up Equity Shares of Rs. 2/- (Rupees Two) each to the eligible shareholders of the Holding Company whose names appear in the Registers of Members or in the Register of Beneficial Owner maintained by the depositories on the record date, i.e., March 02, 2022. Consequent to this bonus issue, the earnings per share has been adjusted for previous periods presented in accordance with Ind AS 33, Earnings per share.
- 7 The Holding Company in its board meeting dated October 10, 2022; has approved and recommended for consideration of Members, the sub-division of one equity share of face value of Rs. 2/- (Rupees two only) into two equity shares of the face value of Rs. 1/- (Rupee One only). Further, Board has approved and recommended for consideration of Members the issue of 3 (three) bonus equity shares for every 1 (one) fully paid-up equity share by capitalising such sums out of securities premium account and any other permitted reserves/surplus of the Company, as may be considered appropriate each to the eligible shareholders of the Company whose names appear in the Registers of Members or in the Register of Beneficial Owner maintained by the depositories on the record date, which is yet to be notified.
- 8 The Consolidated financial Results for the quarter and six month period ended September 30, 2022 are available on the Group's website www.EaseMytrip.com and on the website of Bombay Stock Exchange of India Limited (URL: <https://www.bseindia.com/corporates>) and the National Stock Exchange of India Limited (URL:<https://www.nseindia.com/corporates>).
- 9 Previous period numbers have been regrouped wherever applicable, to the extent possible, to confirm to the current period presentation.

For and on behalf of the Board of Directors of Easy Trip Planners Limited

NISHANT PITTI Digitally signed
by NISHANT PITTI
Date: 2022.11.11
18:16:43 +05'30'

Nishant Pitti

Director

DIN: 02172265

Place: New Delhi

Date: November 11, 2022