

September 7, 2021

**National Stock Exchange of India Limited**  
Exchange Plaza, C-1, Block G  
Bandra Kurla Complex  
Bandra (E), Mumbai – 400051

**BSE Limited**  
Phiroze Jeejeebhoy Towers  
Dalal Street, Mumbai – 400001

**NSE Scrip Symbol: LEMONTREE**

**BSE Scrip Code: 541233**

Dear Sir/Madam,

**Subject: Intimation of 29<sup>th</sup> Annual General Meeting (“AGM”) of the Company**

Pursuant to the Regulation 30 of the SEBI (Listing Obligation & Disclosure Requirements) Regulations, 2015, we hereby inform that 29<sup>th</sup> AGM of the Company will be held on Thursday, September 30, 2021 at 3:00 P.M. through Video Conferencing/Other Audit Visual Means.

Further, pursuant to the Regulation 44 of the SEBI (Listing Obligations and Disclosure Requirements) Regulations, 2015, the Company will be providing the facility for voting by electronic means (“remote e-voting”). The remote e-voting period will commence on Friday, September 24, 2021 (9:00 a.m. IST) and end on Wednesday, September 29, 2021 (5:00 p.m. IST). The voting rights of Members shall be reckoned on the basis of number of equity shares held by Members of the Company as on the cut-off date viz. Thursday, September 23, 2021.

Pursuant to Regulation 30 & 34(1) of SEBI (Listing Obligations & Disclosure Requirements) Regulations, 2015, we are enclosing herewith Annual Report of the Company for Financial Year 2020-21 along with the notice of 29<sup>th</sup> AGM for your information and records.

Please take the above intimation on record and kindly acknowledge.

Thanking You

**For Lemon Tree Hotels Limited**



**Nikhil Sethi**  
Group Company Secretary & GM Legal  
and Compliance Officer

**Lemon Tree Hotels Limited**

(CIN No. L74899DL1992PLC049022)


Registered Office: Asset No. 6, Aerocity Hospitality District, New Delhi-110037

T +91 11 4605 0101 | F +91 11 46050110 | E hi@lemontreehotels.com

**Central Reservation: +91 9911 701 701 | www.lemontreehotels.com**

# What keeps us spirited

Lemon Tree Hotels Limited  
Annual Report 2020-21



**aurika**  
HOTELS & RESORTS  
UPSCALE

  
**lemon tree**  
PREMIER  
UPPER MIDSCALE

  
**lemon tree**  
HOTELS  
MIDSCALE

  
**redfox**  
BY LEMON TREE HOTELS  
ECONOMY

**keys**  
PRIMA  
BY LEMON TREE HOTELS  
UPPER MIDSCALE

**keys**  
SELECT  
BY LEMON TREE HOTELS  
MIDSCALE

**keys**  
LITE  
BY LEMON TREE HOTELS  
ECONOMY



**Disclaimer**

In this annual report, certain statements may be 'forward-looking statements' within the meaning of applicable laws and regulations. These forward-looking statements involve a number of risks, uncertainties and other factors that could cause actual results to differ materially from those suggested by the forward-looking statements. Important developments that could affect the Company's operations include changes in the industry structure, significant changes in the political and economic environment in India and overseas, tax laws, import duties, litigation and labour relations.

Lemon Tree Hotels Limited (LTH) will not be in any way responsible for any action taken based on such statements and undertakes no obligation to publicly update these forward-looking statements to reflect subsequent events or circumstances.

# Contents

## Corporate Overview

- 03** | What Keeps Us Spirited
- 04** | We Are Lemon Tree Hotels
- 10** | Year's Highlights
- 12** | Financial Highlights
- 16** | Chairman's Letter
- 20** | Board Of Directors
- 25** | COVID-19 Response

## Management Reports

- 28** | Management Discussion And Analysis
- 39** | Board's Report
- 60** | Corporate Governance Report
- 92** | Business Responsibility Report

## Financial Statements

- 101** | Consolidated Financial Statement
- 192** | Standalone Financial Statement

# What keeps us spirited

2020-21 will always be remembered as the year that redefined the world as we knew it. The pandemic held in its grip every nation across the globe and brought the world to a standstill. A veritable global lockdown with sealed borders, restricted or no movement within cities and even impenetrable doors at every home – no one goes out and no one comes in. Our daily life experience depended on who was present in our homes and what we could access online. Social, community and work place hubs had temporarily disintegrated. All meetings, education and even the gathering of people occurred online. Everything went through a metamorphosis except travel and hotel stays as these are fundamentally brick and mortar and require you to 'go somewhere'.

**Our commitment to 'maximizing the efficiency of our processes, to enable us to be the most cost-effective brand offering the greatest value, which our customers have every right to expect' was central to this effort.**

For a better part of the year, demand for hotel rooms crashed to an unprecedented low and the only way for Lemon Tree Hotels (LTH) to survive this was by finding revenue opportunities 'anywhere'. We were the first to be ready for quarantine rooms required by state governments and the first to partner with hospital chains for asymptomatic/mild patients. A number of our hotels were able to cater to this demand through the year as it peaked and troughed along with the pandemic. LTH strategically aligned itself to all segments and mini-segments of demand so that we could keep some revenue flowing in. Our employees rose to the occasion and in several cases performed above and beyond the call of duty. It is this triumphant spirit and courage that help us keep our hotels running (where government guidelines permitted it) and complete support was given by the team to the few guests who were staying with us. Management spared no effort to support employees and to recognize the strength and spirit our team displayed every day. They came to work even though they were putting themselves at risk and many of them stayed in the hotel for an extended period so that they could run the hotel and minimize the risk to themselves, to guests and to the entire team (had they travelled daily from home to the hotel and back). LTH deeply appreciated this

and found small ways to reward this professionalism and passion.

Our effort to keep employees motivated and engaged was coupled with the pragmatic approach to define and follow operational SOPs that assured our employees and guests of a clean, hygienic environment. We wanted them to be 'rest assured' when they were on our premises that the risk of contracting the virus was minimal at LTH, on account of the robust processes defined by us (~90 items) and our partnership with the global leader in hygiene and safety products – Diversey. Our Rest Assured program <https://www.lemontreehotels.com/rest-assured.aspx> gave customers the courage to visit our hotels and stay with us if they needed to.

As a company we also re-aligned our cost structure – both fixed and variable costs. Our commitment to 'maximizing the efficiency of our processes, to enable us to be the most cost-effective brand offering the greatest value, which our customers have every right to expect' was central to this effort. It was the company's responsibility to shrink costs to match the new (shrinking) revenues and help the company stay net EBITDA positive. This would allow Lemon Tree's stakeholders to rest assured that the risk to their investment was mitigated to the maximum extent possible, in the prevailing unprecedented circumstances.



# We are Lemon Tree Hotels

Our portfolio of 7 brands



|        | FY21 | FY23 |
|--------|------|------|
| Hotels | 01*  | 03   |
| Rooms  | 139  | 871  |

**aurika**  
HOTELS & RESORTS

Luxury by Lemon Tree Hotels with experiences 'beyond the unusual'

\*As of 11<sup>th</sup> August 2021



|        | FY21  | FY23  |
|--------|-------|-------|
| Hotels | 18*   | 19    |
| Rooms  | 2,514 | 2,564 |

**lemon tree**  
PREMIER

Upper midscale hotels with plush and spacious interiors

\*As of 11<sup>th</sup> August 2021



|        | FY21  | FY23  |
|--------|-------|-------|
| Hotels | 39*   | 55    |
| Rooms  | 2,867 | 4,074 |

**lemon tree**  
HOTELS

Midscale hotels offering a refreshingly different experience

\*As of 11<sup>th</sup> August 2021



Economy hotels offering unbeatable value for money

\*As of 11<sup>th</sup> August 2021

|        | FY21  | FY23  |
|--------|-------|-------|
| Hotels | 12*   | 13    |
| Rooms  | 1,423 | 1,503 |



Midscale hotels where elegance meets comfort, for both business and leisure travelers

\*As of 11<sup>th</sup> August 2021

|        | FY21  | FY23  |
|--------|-------|-------|
| Hotels | 12*   | 12    |
| Rooms  | 1,319 | 1,319 |



Upper midscale hotels with a premium experience at an affordable price

\*As of 11<sup>th</sup> August 2021

|        | FY21 | FY23 |
|--------|------|------|
| Hotels | 00*  | 01   |
| Rooms  | 00   | 40   |



Economy hotels with all the must-have-amenities, at a value-for-money price

\*As of 11<sup>th</sup> August 2021

|        | FY21 | FY23 |
|--------|------|------|
| Hotels | 02*  | 02   |
| Rooms  | 47   | 47   |

## Our expanding footprint



## Our network and guest profile



\*As of 11th August 2021

# Year's Highlights

The COVID-19 pandemic created significant challenges for all sectors and deeply impacted the hospitality industry, with travel coming to a virtual standstill. Given the unprecedented circumstances, our top priority was to protect the health and safety of our employees, partners, and customers, in close collaboration with local health authorities. Initiatives like Rest Assured and Lemon Tree Cares helped us diligently deliver services without compromising on employee health and well-being.

Through partnerships with state governments, we converted a number of our hotels into quarantine centers for Indians returning from foreign countries. Under our program Support by Lemon Tree we provided ad hoc infrastructure to house COVID-19

patients at our hotels in partnership with leading hospital chains (~1000 rooms).

By the end of FY21, we witnessed improvement in occupancy levels and higher bookings led by a sustained recovery in markets and sequential improvement in consumption on the leisure front. Additionally, we saw improved demand coming in for weddings, banquets, stay-cations, work-from-hotels and social events. We maintained a concerted focus on cost management initiatives across verticals during the year. We now operate a much leaner model backed by sustained cost-optimization measures, which enabled us to close the year with healthy EBITDA margins of 28.1%.

## New Hotel Signings

**Lemon Tree Premier, Biratnagar, Nepal**



## Hotel Openings




**Lemon Tree Premier, Dwarka**  
August, 2020




**Lemon Tree Hotel, Baga, Goa**  
October, 2020



**Lemon Tree Hotel, Jhansi**  
November, 2020



**Lemon Tree Premier, Vijaywada**  
January, 2021



**Lemon Tree Hotel, Aligarh**  
January, 2021

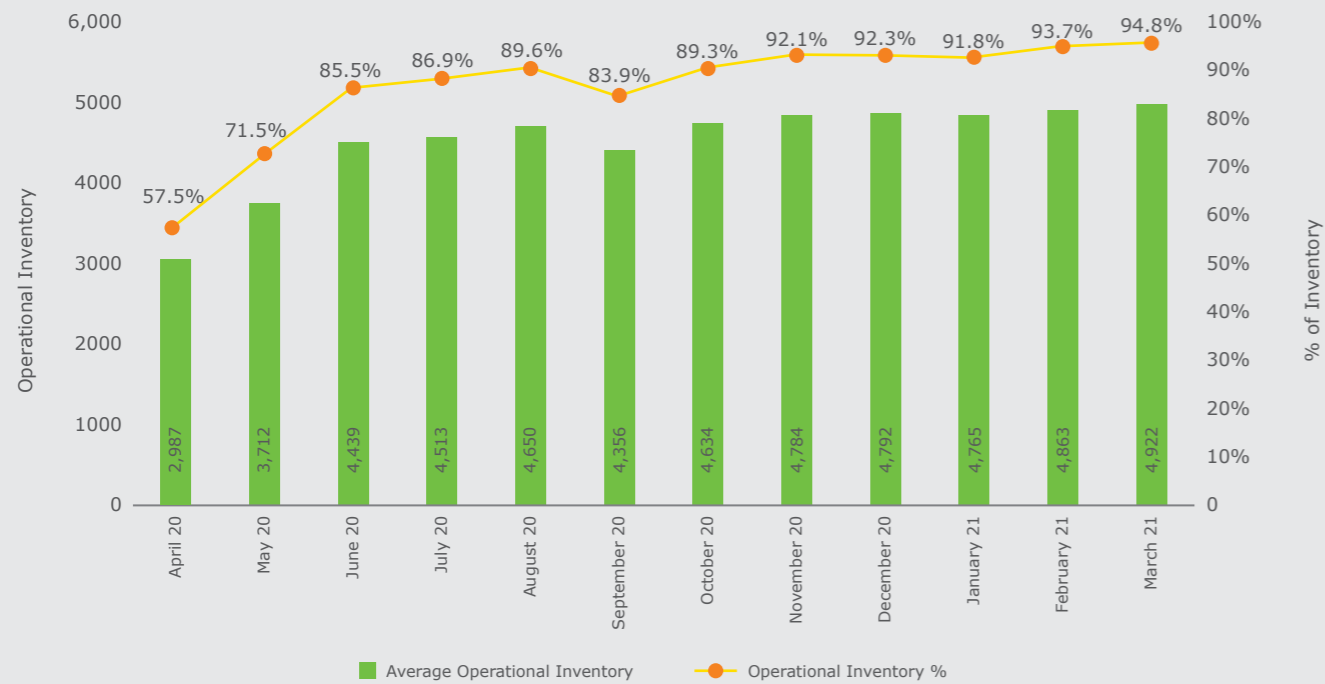


# Financial Highlights

## Inventory Growth

## Revenue OPEX Trend

Operational Inventory Trend



Operating Efficiency FY21



Note:  
Trends for the 5,192 owned and leased rooms

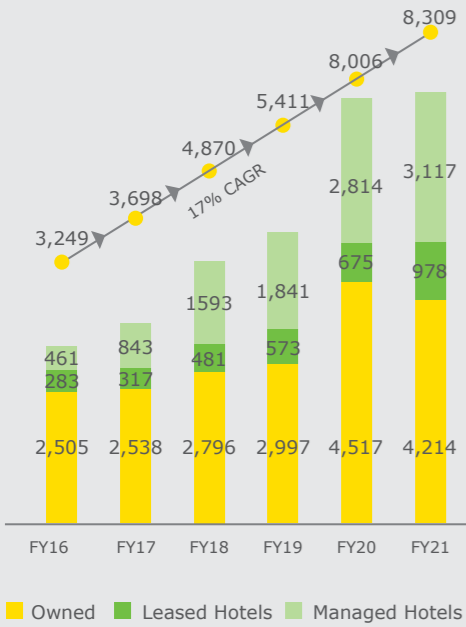
Notes:  
1. Total Revenue includes Revenue from owned and leased hotels and fees from managed hotels  
2. Operating Expenses include hotel operating expenses for owned and leased hotels (including temporarily closed hotels)



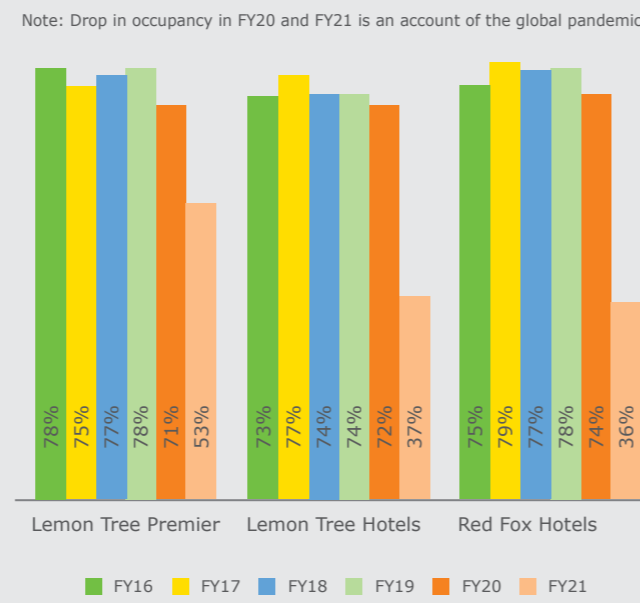
### Strong Operating Performance

### Financial Performance

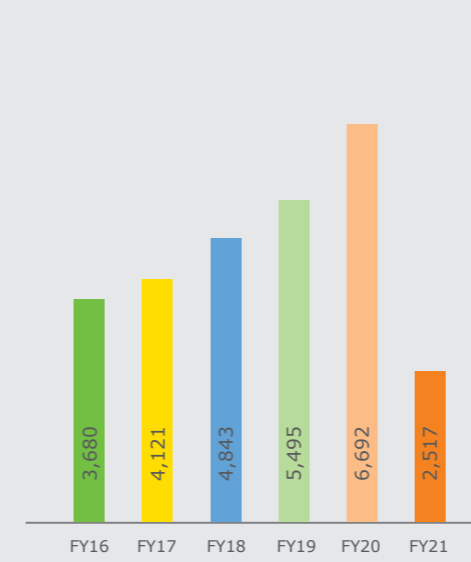
Inventory Growth



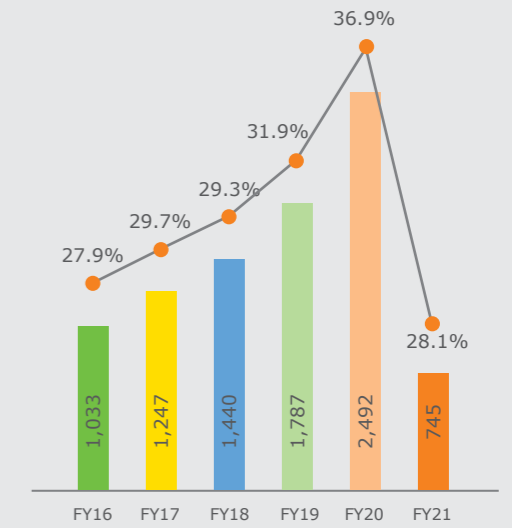
Occupancy



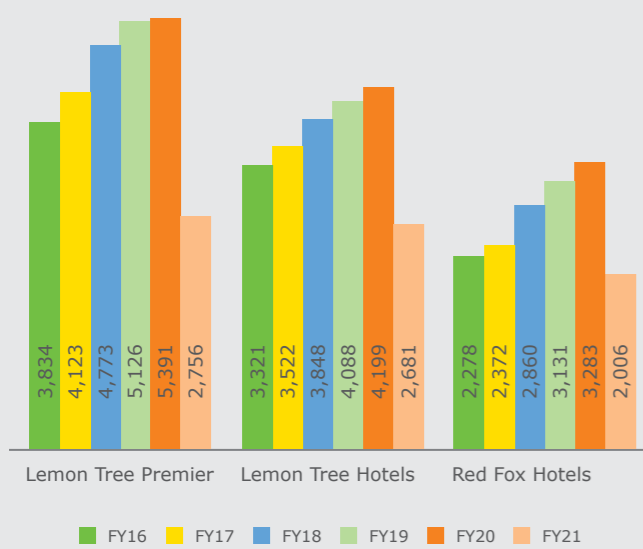
Revenue from operations (₹ Million)



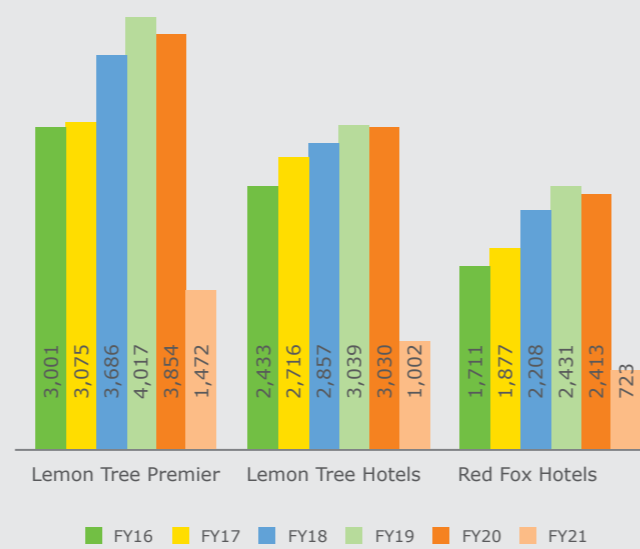
EBIDTA (₹ Million) & EBIDTA Margins



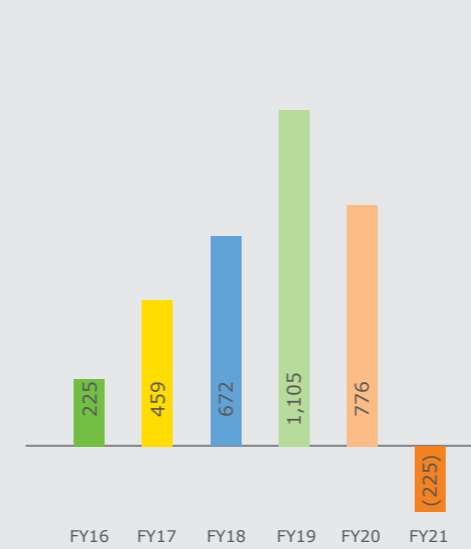
ADR (in ₹)



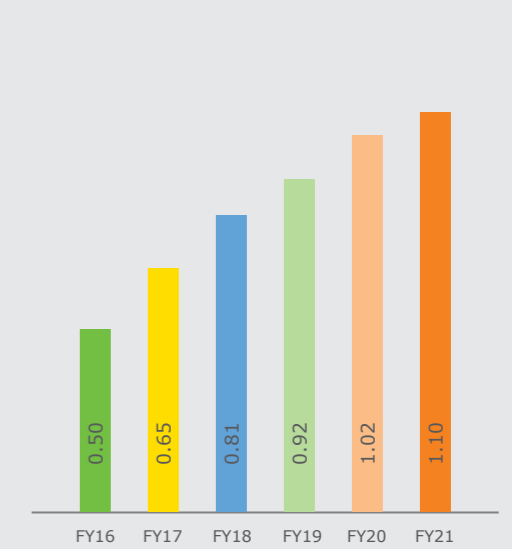
RevPAR (in ₹)



Cash Profit (₹ Million)



Debt-to-Equity Ratio



**Note:** The above performance comparison excludes the Keys Hotels portfolio and Aurika, Udaipur as they were not operational for the entire year in FY20. Also they were not able to stabilize in FY21 due to COVID-19.

**Note:** FY16 figures are from Lemon Tree Prospectus. FY17, FY18, FY19, FY20 and FY21 figures are from audited balance sheet. For FY20 and FY21: Cash Profit = PAT + Depreciation + Interest converted into loans; for all remaining years it is PAT + Depreciation.

# Chairman's Letter

## Dear Shareholders,

I present to you the Annual Report of your company for FY21. We have witnessed a difficult year on account of the extended pandemic and the horrific resurgence of the virus during the second wave, specifically in India. The company has pursued every avenue of revenue generation and met the needs of new travellers through strategic partnerships, service innovation and special offers. Despite slow markets throughout the country, we opened five hotels during FY21 in Dwarka, Goa, Jhansi, Vijaywada, Aligarh thereby growing our destinations from 48 to 51 y-o-y and our chain-wide inventory to 8,294 rooms.

The continuing pandemic had a profound global impact on the hotel sector through all 12 months of the year. The travel and hospitality industry across the world has been one of the most severely impacted sectors. State governments in India continuously moved from a state of lockdown and curfew to unlock and back again (second wave). The unanticipated mismatch of supply of hospital beds and oxygen facilities vis-a-vis the demand for them,

led to a national crisis in March, April, May 2021. Unexpectedly, a few hotels became surrogate healthcare facilities with hospital chains coming forward to tie up with them and setup medical centers for asymptomatic/mild cases. Lemon Tree was a frontrunner in these strategic partnerships. A number of our large corporate customers came forward to enter three-way contracts with Lemon Tree and the partner hospitals for a fixed block of rooms to be kept on standby for their employees, should they need assistance. The other key sources of our business during FY21 were Indians opting for institutional quarantine, business-continuity-planning teams of global IT majors (who occupied many of our rooms in Hyderabad, Bengaluru and Pune) and on-duty doctors and paramedical staff who were advised to isolate themselves from their families.

As the hospitality industry prepared itself for the new normal, the safety of our guests and employees remained of foremost importance to us. We continued to keep them safe through our Rest Assured

hygiene and sanitization programmes, in partnership with Diversey the global leader in sanitization products. In hotels where our rooms were offered for institutional quarantine, all Housekeeping employees were provided PPE suits to service guest floors. Direct interaction with these guests was restricted. We also launched contactless dining across our hotels, for quicker and safer transactions. The implementation of India's vaccination program started in February 2021 and we moved forward quickly to get our employees vaccinated, in order to make each of our hotels a safe bio-bubble.

We maintained our cost-alignment approach to match the new and lower levels of revenue, thereby minimizing our losses. The leadership team's significant pay cuts continued to help maintain a leaner wage bill throughout the year. Cost control measures including manpower costs, power and fuel, lease rentals, etc. were implemented across the board. Our employee engagement program helped strengthen morale especially through retention of all team members. Regular interactions


by senior leadership (online-offline hybrid) and continued online training also supported employees through this difficult year.

The prolonged pandemic led to a temporary shutdown of ~50% of branded hotel inventory in India during FY21. The industry occupancy fell from 65-68% last year to a staggering low of ~35% in FY21. This crash in demand led to a steep correction in average room rates (ADRs), with the average industry ADR dropping to about 50-

60% of the previous year's level. This combined impact resulted in great losses for the hospitality industry, especially because a substantial part of operating expenses remained 'fixed' due to the nature of this business. The absence of any major relief measures from the government, unlike in most other countries, to a sector which provides 8% of total employment in India, did not help. As a result, our prime focus was to 'variabilize' our fixed expenses as much as possible and

defer all discretionary and non-essential expenditure. We however succeeded in ensuring our aggregate operating expenses were brought below our operating revenues in FY21.

“ Our employee engagement program helped strengthen morale especially through retention of all team members. Regular interactions by senior leadership (online-offline hybrid) and continued online training also supported employees through this difficult year. ”



In FY21, Lemon Tree's revenue from operations decreased by 62.4% y-o-y from ₹ 669.40 crores in FY20 to ₹ 251.70 crores in FY21. The blended ADR decreased by 40% from ₹ 4,347 in FY20 to ₹ 2,615 in FY21. Our full year blended occupancy stood at 39.8% as compared to 70.3% in FY20. Fees from managed hotels stood at ₹ 20.50 crores in FY20 as compared to only ₹ 6.96 crores in FY21. Our net EBITDA decreased by 70.1% from ₹ 249.21 crores in FY20 to ₹ 74.53 crores in FY21. EBITDA margins in FY21 decreased by 878 bps to 28.1% from 36.9% in FY20. This was mainly due to lower revenues from operations.

Since April 2020, we added 452 rooms in 5 hotels across 5 cities and on 31st March 2021 we operated 8,294 rooms in 84 hotels across 51 cities. With these new hotels, we expanded our geographical presence to Dwarka, Jhansi, Vijaywada and Aligarh. We currently have a strong pipeline of hotels under development – most of which will be managed hotels i.e. asset light expansion. In FY22, we intend to open 8 new hotels across 8 cities with ~511 rooms. Based on our current pipeline (31st March 2021), we expect to operate 10,680 rooms across 108 hotels in 67 cities by the end of calendar year 2023. This pipeline will

constantly increase as we add more hotels under leased/ management contracts in the future.

### A brief overview of funding

**Planned:** APG approved an investment of up to ₹ 300 crores, in two tranches in our asset owning JV – Fleur Hotels where we are the majority shareholders. Additionally, our Board of Directors gave approval to raise up to ₹ 150 crores to provide additional liquidity. Further, there was an option to avail up to ₹ 490 crores under the ECLGS facility for Lemon Tree.

**Availed:** APG infused the first tranche of ₹ 175 crores in June 2020 into Fleur hotels.

**Current status:** The current cash in the company and the monthly free cash flow gives comfort to the company to avoid availing the two pre-approved fund raising options i.e. the second tranche of ₹ 125 crores from APG and the rights issue of ₹ 150 crores. During the year, the company has availed only ₹ 25 crores of a total of ₹ 490 crores of ECLGS facility (as of 31st March 2021).

This year, we will be sharing the first edition of our ESG Report which outlines our commitment towards long term sustainability. As a young hotel company in India, we are focused on creating



a positive impact on all our stakeholders and for society at large. We plan to strike a balance between achieving healthy economic outcomes and running our operations in a sustainable manner. We have established clear long-term ESG goals, set metrics in place to measure progress and have maintained transparency through our disclosures. The ESG Report will be accessible at <https://www.lemontreehotels.com/investors.aspx>.

Going forward, our focus is to continue to grow asset-light by developing our managed hotels portfolio. This will lead to a larger network and multiple choices for our customers, healthy and higher management fees and minimal

deployment of our capital. We will be able to distribute costs further and find ways to source raw materials more cost effectively. As Lemon Tree Hotels Ltd. still owns a large number of hotels, we intend to continue our asset monetization strategy and capital recycling plans to reduce debt and free up capital for more productive uses.

We are currently working on a company-wide digital transformation programme, focused on two pillars. One, around guest access/retention and revenue maximization. The other, focused on productivity improvements through process change and backend digitalization.

On behalf of the Board, I would like to thank all our stakeholders including our employees, customers, shareholders/investors, vendor-partners, NGO-partners, bankers and creditors for their continued support. I extend my gratitude to all Board Members for providing insight and guidance that is invaluable for our future and to cope with this once-in-a-lifetime situation.

With best regards,

Patanjali Keswani  
Chairman and Managing Director  
Lemon Tree Hotels Ltd.



Our commitment to 'maximizing the efficiency of our processes, to enable us to be the most cost-effective brand offering the greatest value, which our customers have every right to expect' was central to this effort.



# Board of Directors and Key Management Team



**Patanjali G. Keswani**  
Chairman and Managing Director

- Bachelor's degree in electrical engineering from Indian Institute of Technology, New Delhi
- Postgraduate diploma degree in management from Indian Institute of Management, Calcutta
- Was a Tata Administrative Services officer & Associated with Taj Group of Hotels for a period of 17 years, including as the Chief Operating Officer, Business Hotels
- Worked with A.T. Kearney Limited, New Delhi as Director



**Rattan Keswani**  
Deputy Managing Director

- Bachelor's degree in commerce from the DAV College, Panjab University
- Diploma degree in hotel management from the Oberoi School of Hotel Management
- Worked in: The Oberoi Group; Last role as the President of Trident Hotels
- Over 31 years of experience in the hospitality industry and has been with Lemon Tree Hotels for over 7 years



**Aditya Madhav Keswani**  
Non-Executive Director

- Bachelor's degree in arts from New York University, New York, USA



**Willem Albertus Hazeleger**  
Non-Executive Director

- Executive master's degree in business administration from the Institut Europe ´ en d'Administration des Affaires (INSEAD)
- Executive master's degree in business administration from the Tsinghua University
- Serves as the Chief Executive Officer (CEO) of APG Investments Asia Limited, the Hong Kong subsidiary of the APG Asset Management N.V
- Experience in the field of Investment Management



**Pradeep Mathur**  
Independent Director

- Bachelor's degree in commerce from the University of Poona
- Postgraduate diploma degree in management from the Indian Institute of Management, Ahmedabad
- Served as the Global CFO and Senior Vice President of Tupperware Corporation
- Served as the Managing Director for Tupperware, India
- Over 35 years of experience across the fields of accounting, finance and general management



**Niten Malhan**  
Independent Director

- Computer Science & Engineering at Indian Institute of Technology, New Delhi, and Post Graduate Diploma in Management from Indian Institute of Management, Ahmedabad
- He is the Founder and managing partner of New Mark Advisors LLP, an investment manager
- He was the managing director and co-head of India at Warburg Pincus India Private Limited, a global private equity firm and he worked as director of business development at Stratum 8, a Silicon Valley technology start-up company and an engagement manager.
- He is also a Founder and Trustee of Plaksha University and has also served as the Vice Chairman of the Indian Private Equity and Venture Capital Association.



**Arindam Kumar Bhattacharya**  
Independent Director

- Alumnus of Indian Institute of Technology, Kharagpur, Indian Institute of Management, Ahmedabad, and Warwick Manufacturing Group, University of Warwick, UK where he completed Doctorate of Engineering
- He is the Senior Partner and Director of The Boston Consulting Group, India, and the co-leader of Bruce Henderson Institute, BCG's thought leadership institution
- Over 30 years of experience in the industry and consulting with focus on the industrial sector



**Freyan Jamshed Desai**  
Independent Director

- Bachelor's degree in law from the University of Delhi
- Master's degree in law from King's College, London
- Served as the General Counsel of the Novartis group of companies in India
- Served as a partner in Amarchand & Mangaldas & Suresh A. Shroff & Co
- Over 30 years of experience across various legal fields



**Paramartha Saikia**  
Independent Director

- Bachelor's degree in economics from the University of Delhi
- Master's degree in arts (economics) from the University of Delhi
- Served as the Chief Executive Officer (CEO) of J. Walter Thomson Sdn. Bhd., Malaysia
- Served as the Chief Executive Officer (CEO) of Iris Worldwide Integrated Marketing Private Limited
- Served as the Chief Executive Officer (CEO) of Publicis India
- Over 30 years of experience across the fields of marketing and brand development



**Arvind Singhania**  
Independent Director

- Promoter and Director of Ester Industries Limited
- Serves as the Chairman and Chief Executive Officer of Ester Industries Limited
- Over 30 years of experience across the fields of production, supply chain and people management



**Ashish Kumar Guha**  
Independent Director

- Bachelor's degree in economics from the Jadavpur University in Kolkata and a Leadership programme at the London Business School (Management Development Programme)
- Serves as Advisor & Chairman of Ambit Private Limited
- Served as the Chief Executive Officer (CEO) of Lazard India Limited
- Served as the Chief Executive Officer and Managing Director of Heidelberg Cement
- Over 30 years of experience across the fields of investment banking, advisory and industrial goods



**Davander Tomar**  
Executive Vice-President, Corporate Affairs

- Bachelor's degree in commerce and law from the University of Delhi
- Master's degree in arts from the University of Delhi
- Worked in: Taj Group of Hotels: 18 years; Last role as the Security Manager for Taj Palace Hotel, New Delhi
- Over 37 years of experience in the hospitality industry
- Been with Lemon Tree Hotels for over 15 years



**Vikramjit Singh**  
President

- Bachelor's degree in commerce from Sri Ram College of Commerce, University of Delhi
- Advance Management Program from Harvard
- Postgraduate diploma degree in hotel management and administration from the Taj Group of Hotels
- Served as Founder & CEO of a boutique hotel in Assam
- Over 23 years of experience in the hospitality industry
- Been with Lemon Tree Hotels for over 13 years



**Jagdish Kumar Chawla**  
Executive Vice President - Projects and Engineering Services

- Diploma degree in electrical engineering from Pusa Polytechnic, Pusa, New Delhi
- Worked in: Taj Group of Hotels: 20 years; Last role as the Chief Engineer for Taj Palace Hotel, New Delhi
- Worked in: National Thermal Power Corporation, Bharti Electric Steel Company Limited and Mother Dairy in key managerial positions
- Over 40 years of experience across the fields of engineering, constructions and operations
- Been with Lemon Tree Hotels for over 15 years



**Kapil Sharma**  
Chief Financial Officer

- Bachelor's degree in commerce from the University of Delhi
- Qualified chartered accountant
- Worked in: Leroy Somer & Controls India Private Limited; Last role as the Head of finance and accounts for Leroy Somer & Controls
- Over 24 years of experience across the fields of accounting, financing and investing
- Been with Lemon Tree Hotels for over 15 years



**Anshu Sarin**  
Chief Executive Officer, Keys Hotels

- Anshu received a Hotel Management certification from National Council for Hotel Management, Delhi. She also did the Executive Management Program via SP Jain College, Mumbai.
- She has 20 years of work experience in the hospitality and aviation sectors across Marketing and Operations and has held key leadership roles. Her professional journey includes Taj Group of Hotels, Kingfisher Airlines, Berggruen Hotels and now Lemon Tree Hotels.
- Anshu joined Lemon Tree Hotels in 2019 during the acquisition of Berggruen Hotels and is currently CEO, Keys Hotels.



**Sumant Jaidka**  
Senior Vice President - Operations

- Graduate degree in Hotel Management from the Salzburg School of Hotel Management, Austria
- Worked in: Taj Group of Hotels, Hilton, Maurya Sheraton, Crowne Plaza and Hyatt Regency across key managerial posts
- Over 30 years of experience in the hospitality industry
- Been with Lemon Tree Hotels for over 11 years



**Mahesh S. Aiyer**  
Senior Vice President Operations

- Holds degree in mechanical engineering, Thrissur, Kerala and Master degree in business administration, Madras University
- Worked in: A Hotel asset design & real estate firm.
- Over 22 years of experience in the Hospitality Industry, mostly with the Taj Group of Hotels
- Been with Lemon Tree Hotels for over 6 years



**Harleen Mehta**  
Senior Vice President - Sales

- Harleen is an MBA from Symbiosis Institute of Management Studies, Pune and holds a degree in Hotel Management from IHM, Gwalior.
- She has over 22 years of experience in the hospitality industry in Sales & Marketing
- She started her professional journey with Oberoi Hotels and was also associated with Taj Group of Hotels
- She has worked for 15 years with Hyatt Hotels and Resorts, where her last role was as Vice President-Sales Operations, India.
- Harleen joined Lemon Tree Hotels in 2019 to lead Sales for the group.



# COVID-19 Response

## Our approach

The COVID-19 pandemic created significant challenges for all sectors and deeply impacted the hospitality industry, with travel coming to a virtual standstill. Given the unprecedented circumstances, our top priority was to protect the health and safety of our employees, partners and customers, in close collaboration with local health authorities.

We initiated the implementation of strict health and safety protocols and...

**Read more: <https://www.lemontreehotels.com/investors.aspx> in the ESG Report. It will be available soon.**

## Steering through the pandemic

Initiatives like Rest Assured and Lemon Tree Cares helped us deliver services in a diligent manner without compromising on employee health and well-being.

We value our employees and acknowledge the care and concern they have shown to our guests, while catering to their needs during these difficult times. LTH has run quarantine centers at many hotels and in those hotels, our employees have catered to COVID positive guests.

Our Rest Assured initiative, in partnership with Diversey, defined sanitization protocols...

**Read more: <https://www.lemontreehotels.com/investors.aspx> in the ESG Report. It will be available soon.**

## We also run hotels

This resilient approach allowed us to respond to urgent community needs. Through partnerships with state governments, we converted a number of our hotels into quarantine centers for Indians returning from foreign countries.

Our commitment in the coming year remains to provide a safe and hospitable environment at our hotels.

Under our program Support by Lemon Tree we provided adhoc infrastructure to house COVID patients at our hotels in partnership with leading hospital chains. As of June 2021 we had provided more than 1000 rooms to our hospital partners...

**Read more: <https://www.lemontreehotels.com/investors.aspx> in the ESG Report. It will be available soon.**





### Standing strong in solidarity

This disruptive environment gave us a chance to rethink our workforce strategy and re-engineer our operating model to ensure job security for all our employees.

To protect the present and future well-being of our company, it was important for us to curtail our operating expenses to the maximum extent possible. As a result, our senior management and leadership team took significant salary cuts. Our Chairman and Managing Director took a 100% salary cut whereas senior management took a cut ranging from 50-66%. Additionally, other employees were encouraged to take leave to spend time with family, while the business regained momentum and stability.

### Caring for our employees

During the year, we launched Lemon Tree Cares to provide comprehensive support to our employees and their families. Under this initiative, LTH covers:

- Three weeks paid leave for all employees who test positive for COVID-19
- For home quarantine cases: medical expenses (including oxygen, if required)
- For hospitalization cases (severe): additional expenses beyond the insured amount



- Free hotel stays and medicines for employees who need to isolate themselves
- Compensation in the unfortunate case where an employee passes away: graded plan based on tenure in the company. Additionally, the employee's spouse/child will be trained/employed by the company, if requested by the family
- All vaccination expenses for employees and their families (dependents)





# Management Discussion and Analysis



## Macroeconomic Overview of India

The Indian economy, saw its lowest year in recent history as it recorded GDP growth rates of (-) 24.4%, (-)7.3%, 0.5% and (-)1.6% in Q1, Q2, Q3 and Q4 respectively for FY21. Given the improvement in demand and industrial KPIs, India was about to witness a V-shaped recovery in Q3 after being in recessionary phase in the H1 FY21. However,

the second wave posed fresh challenges to the Indian economy with RBI and SBI revising growth forecast from 10.5% to 9.5% and from 10.4% to 7.9% respectively for FY22 suggesting a W-shaped economic recovery. Moreover, the global economic recovery depends on how quickly nations can vaccinate their citizens.

Some industries/sectors have shown some signs of recovery like the automobile and electricity demand has become positive and goods & services tax collections have stayed constant and strong at above ₹ 1 lakh crore mark for the seventh consecutive month in April 2021, strongly indicating that manufacturing and services production has been maintained. Digital transactions saw an increase during the pandemic, usage of digital infrastructure like UPI payments grew more than 100% in FY21, whereas travel KPIs have remained impacted as air travel stood at -37% in March 2021 and rail travel also at -28% in March 2021 vis-à-vis March 2020.

One of the key challenges which need to be addressed up front by the government is to keep the Micro, Small, and Medium Enterprise (MSME) sector buoyant. MSME sector has emerged as a highly vibrant and dynamic sector for the Indian economy over the last five decades. According to the Ministry of MSME, there are 633.88 lakh MSMEs as of FY20 with more than 90 lakh MSMEs having registered in the last 5 years only and these MSMEs provide employment to 1109.89 lakh individuals. MSMEs are complementary to large industries as ancillary units and this sector contributes enormously to the socio-economic development of the country. MSMEs not only play a crucial role in providing large-scale employment opportunities at comparatively lower capital costs (when compared with large industries) but also help in the industrialization of rural and backward areas. This reduces regional imbalances and assures a more equitable distribution of national income and wealth.

Travel and lodging traditionally form a significant portion of the discretionary expenses of individuals. GenX and millennials across the globe are showing an increasing fondness for travelling to unexplored and drivable destinations. There is a rising trend of destination events like weddings and anniversary celebrations. The reflection of these trends is evident in the contribution of the Tourism and Hospitality industry to the national GDP. According to World Travel and Tourism Council, the contribution of Tourism and Hospitality to the national GDP has increased from 6.4% in CY11 to 9.4% in CY19. The tourism and hospitality industry also provides about 43 million jobs which accounts for 8.1% of the total employment in the country.

In the current economic scenario, with travel restrictions imposed across the country as well as in most parts of the world, there is a big challenge

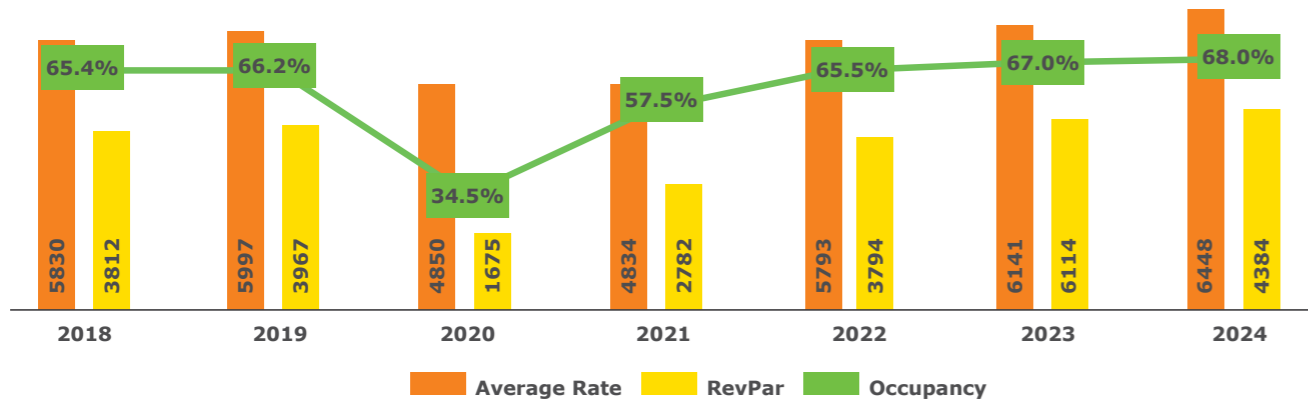
in the near term for the tourism and hospitality industry. Being a high fixed cost business, the focus is to variabilize the fixed costs and transform the operating model into a leaner and more flexible model. The hospitality industry has to reinvent its product and service offering and explore new business segments beyond the traditional segments. However, the traditional domestic demand is expected to start showing gradual signs of improvement, as soon as the travel restrictions are relaxed across the country.

## Industry Outlook

FY19 saw ADR and occupancy peak for the hospitality industry, it was built on a sustained upcycle from FY16. FY20 saw a small dip vs FY19 due to the initial impact of COVID-19. This early impact transitioned into a big drop in business due to the 1st national lockdown (on 23rd March 2020). FY21 was one of the worst-performing years on record for the industry as India occupancy and ADR's crashed to 33.8% (50% below FY20) and ₹ 4013 (33% below FY20) respectively.

According to Hotelivate forecasts, FY22 would see the industry registering about 52.7% occupancy at an ADR of ₹ 5,516. But post factoring in the impact of the second wave, these estimates may be pushed downwards. The traditional demand for hotel rooms from business travellers is expected to remain subdued till the end of FY22, which will be partly compensated by demand for quarantine rooms and other non-traditional segments. Currently, mass vaccination is underway across many countries, and hence the demand for hotel rooms is expected to bounce back to normal levels globally after a significant proportion of the world population is vaccinated. As per HVS Report – 'India Hotels Outlook Impact of COVID-19':

- The pace of immediate demand growth is correlated to the level of stimulus infused by the government to revive growth, besides the availability of a cure and vaccination
- Occupancy and ADR is anticipated to reach Pre-COVID levels by FY22 and FY23 respectively, with supply growth expected to remain dormant
- Upscale/Luxury Leisure and Branded Economy/Mid-market business hotels are expected to lead the recovery growth in the sector, LTHL expects as per conservative estimates, that this may happen in another 6-8 months.



Source: HVS-India Hotels-Outlook -Impact of COVID-19

## Key Demand Drivers

### Business Travel

Business travel comprises inbound and domestic visits for business-related purposes. This includes travel on corporate accounts, MSME, and individual business travellers. This segment is a predominant source of demand for hotels located in business-oriented locations such as Gurugram, Bengaluru, Hyderabad, and Pune. This demand has been impacted due to travel restrictions in place across the country and two waves of COVID-19. Q3 and Q4 FY21, saw a good MSME travel rebound. Large corporate travel will pick up when a significant section of the Indian population gets vaccinated and corporate offices reopen.

### Leisure Travel

Leisure travel comprises vacation travel, including short-duration vacations. Greater affordability, changing attitudes towards lifestyle, and improved road and air connectivity have materially encouraged short-stay vacations, including those taken on weekends and extended weekends. Leisure travel demand will primarily be in leisure destinations like Goa, Udaipur, Jaipur, and Dehradun, etc. Business-oriented locations also attract staycation business over the weekend or even leisure business if the city is also a tourist destination, like New Delhi. FY21 saw discretionary leisure travel including, travel to drive-by destinations pick up pace in Q2, Q3, and Q4 FY21. In the short-medium term, the 25 million outbound Indian Travelers will be an attractive segment for the Indian market.

### MICE Demand

The MICE segment is mainly corporate-driven i.e. conferences, training programs, and other events

that are customer-facing and interactive. The demand tends to arise during the working week and occurs across all months of the year, barring the main holiday periods and the months from March through May. MICE demand tends to come with price sensitivity. Hotels in predominantly business locations will generate MICE demand for training and corporate seminars which could be a day or residential events. Conferences that include recreational elements choose city-centre locations and resort destinations. The second half of FY21 saw a slight uptick in MICE business, but this may get affected due to the rise in COVID cases.

### Weddings and Social Travel

Weddings and social travel mainly involve domestic travel for family weddings, destination weddings, and other family celebrations like anniversaries or birthdays. Such demand will likely gravitate to hotels that have the required function areas, guest room capacity, and also the quality to host such events at a level consistent with the status of the host. In FY21, as the lockdown and travel restrictions started easing, limited-capacity weddings and social travel witnessed healthy demand pick up in Q3 and Q4 FY21.

### Airlines and Airline Crew

This demand set helps create a core of demand for hotels, albeit at significantly discounted pricing. Crew demand could arise from international and domestic carriers, while the major international airlines will use upper-tier hotels, more price-sensitive airlines are open to using upper-midscale hotels. This demand is relatively nominal and mainly occurs at hotels that are closer to the airports. The segment witnessed a sustained increase in demand across Q1, Q2, Q3 and Q4 in FY21.



### Transit Demand

Persons at overnight transits between cities also need to use hotel accommodation, which is typically located close to the point of the onward journey. Transit demand could occur on the inward and outward leg of international travel between cities that are connected through a regional hub.

### Non Traditional Segments (Business-Continuity-Planning, Quarantine, Hospitals Tie-Ups)

Due to the steady rise in the confirmed cases of COVID-19, the industry saw a rise in an assortment of non-traditional segments. Many state governments and local administrations, to reduce the load on state healthcare facilities, demarcated hotels where people can opt for quarantine. These are people returning from foreign countries and people who have come in direct contact with positive cases of COVID-19. Apart from this, leading healthcare chains have engaged with hotel chains to convert hotel rooms into isolation wards for positive cases as well as wards for doctors and paramedical staff. This demand peaked in Q1 FY21, but over the subsequent three quarters, it faded away as traditional demand came back. These Non-traditional segments may come back as Covid cases rise.

### Supply Composition by City

The top 10 markets (based on hotel room inventory) in India had 66% of rooms supply in FY19 and each market has at least 3,000 chain affiliated hotel rooms. The share of the top 10 markets will get reduced to 60% by FY26 as per Hotelivate, as only 40% new supply planned till FY24 is in the top 10 key markets. This supply slowdown along with growing demand will lead to significant occupancy improvements going ahead in the Top 10 key markets

The following table sets forth the supply of branded chain affiliated hotel rooms in the top 10 markets

| Market        | FY16 (K) | FY21E (K) | FY26E (K) |
|---------------|----------|-----------|-----------|
| New Delhi     | 14.1     | 15.3      | 15.7      |
| Mumbai        | 13.0     | 14.3      | 16.3      |
| Bengaluru     | 11.5     | 15.5      | 18.7      |
| Chennai       | 7.5      | 10.0      | 10.3      |
| Hyderabad     | 5.9      | 6.8       | 7.0       |
| Goa           | 5.5      | 7.1       | 9.3       |
| Pune          | 6.1      | 7.1       | 7.5       |
| Gurugram      | 5.1      | 6.1       | 7.6       |
| Jaipur        | 4.9      | 6.0       | 7.2       |
| Kolkata       | 2.7      | 4.4       | 5.0       |
| Top 10 Market | 76.3     | 92.6      | 104.6     |

Source: The Stats Pulse Report by Hotelivate FY 21

## Barriers to Entry

The development of hotels in India faces several roadblocks, most challenging among those are:

**Land:** Availability of land at an appropriate location and high cost of available land create limitations on hotel development and viability. Limited development rights and end-use restrictions on available sites create further challenges.

**Regulatory approvals:** Hotels require several approvals and licenses starting from land approval for end-use to opening of the hotels. The process of obtaining approvals is time-consuming and uncertainties associated with it lead to delays in the opening of hotels. Project delays lead to cost escalation, difficulty in servicing the debt obligations, and sometimes impacting the project quality.

**Financing and capital requirement:** In the backdrop of several hotel projects which are in debt default, bankers are extremely selective in providing development finance for hotel projects. Further, interest rates tend to be high. In addition, hotel projects require sizeable equity capital for project development to meet cash shortfalls during operations. Shortage of suitable equity capital is a significant constraint towards the development of hotels, particularly a portfolio of assets or hotels with a large inventory of rooms and other facilities.

## Key Risks to the Business

A slowdown of India's economic growth could hurt the hospitality business affecting both operational and financial performance. The Indian economy was going already through a sluggish phase of growth during the last 4-6 quarters with quarterly GDP growth showing a declining trend. Coupled with the spread of COVID-19 and its large scale impact on the economy, the demand for hotel rooms may remain subdued for the next 2-3 quarters. The temporary shutting down of airports as part of the nationwide lockdown has dried up the demand from the corporate segment and airlines. A prolonged blanket lockdown may lead to a total shutdown of several hotels in major business locations. MICE demand may also be impacted as people may in general choose to avoid social gatherings for some time in the post-COVID-19 period. Inter-country diplomatic travel may remain restricted until a majority of the countries show containment of the virus. Under the new normal for some months people may choose to remain conservative on spends on weddings/anniversaries/holidays.

**Mitigation** – LTH receives about 85% of its business from domestic Indian travellers. The company has been able to build a strong brand name, which is synonymous with quality and trust. The expanded brand portfolio with 7 brands now addresses a wider spectrum of hotel consumers. The company has more than 1.30 mn loyalty members which on average contribute to 20% of the room sales daily. As the leader of the mid-priced hotel segment, the company's goals are aligned with the aspirations of the expanding middle class. Under the current scenario of subdued demand, LTH has opportunistically addressed the non-traditional demand for hotel rooms. The company has been able to get significant business from many multi-national corporations as part of its business continuity plan. Besides this, the company has been able to partner with major healthcare chains to offer hotel rooms as isolation wards for asymptomatic COVID-19 cases. With such flexible business strategies and an agile sales network, LTH has been able to register higher occupancies than peers even in an adverse business environment in FY21. Along with this, our team focused on bringing in operational efficiencies by rationalizing all cost and operating metrics. We brought down our employee cost by about 55% in FY21 without laying off any of our permanent staff. Our Power and Fuel cost, which is roughly 10% of our total revenues, has been brought down by almost 50% in FY21. We have renegotiated our purchase contracts with our suppliers of raw material to bring down our procurement cost. All efforts combined, we have been able to record positive hotel level operating profits at the group level throughout FY21. With our leaner structure and improved operating metrics, we are well-positioned to register better operating margins when the demand recovery starts happening.

The liquidity position of leading hospitality chains around the world is going to weaken as the hospitality industry is looking at the muted top line in the near term. This will lead to negative operating EBITDA for some quarters going ahead. Being a capital-intensive industry, most of the leading players are leveraged and may find a challenge servicing their interest and principal repayment obligations.

**Mitigation** – LTH has adopted a two-pronged approach to tackle the challenges in the near term around the liquidity position. Throughout FY21, our operations team worked diligently to find multiple ways to reduce our operating costs. This enabled us to register positive operating EBITDA and not having a cash loss at the operating level for FY21.

Simultaneously, we have been able to raise equity in our subsidiary Fleur Hotels from our longstanding business partner APG. APG has accepted the proposal to infuse a total capital of ₹ 300 Cr in multiple tranches with ₹ 175 Cr already invested. Also as an abundant precaution, the Lemon Tree board has given in-principle approval to raise to ₹ 150 Cr in LTH. These timely arrangements will provide us with the necessary support not only in honouring our debt obligations but also in continuing our organic and inorganic expansion.

The Health and safety of employees may be at risk as in many hotels the staff is attending to and taking care of asymptomatic cases and even patients with mild symptoms. Hospitality staff may lack experience in handling patients with COVID-19 symptoms and may become unwell themselves. This may lead to sealing of the entire hotel or a particular block or a floor resulting in disruption of operations..

**Mitigation** –The health, safety, and wellbeing of our employees is our topmost priority. Our hotel employees have shown tremendous courage in this unprecedented situation and have maintained our service standards at the highest level. For hotels that are housing quarantine guests or doctors/health care professionals, employees must wear the full PPE gear when they go to guest floors.

To ensure the complete safety of our employees and our guests, we have launched an innovative health and hygiene program Rest Assured showcasing the company's commitment to creating an environment focused on health, hygiene, safety, and wellbeing. This initiative is in collaboration with Diversey, a global leader in smart, sustainable cleaning and hygiene solutions. As part of this initiative, Diversey is providing us with US EPA-approved safe chemicals, operating checklists, training, and support materials to add to our repertoire of processes and procedures.

Hospitality being an unorganized and highly fragmented industry has intense competition within geographic regions. This competition may impact the company's market share. A significant portion of our revenues comes from hotels in a few geographical regions and any adverse development affecting these regions could hurt our business.

**Mitigation** – As of 31st March, 2021 Lemon Tree has a presence across 52 cities within the country and in 2 overseas cities. To diversify our regional presence, Lemon Tree opened 5 new properties in Dwarka, Goa, Jhansi, Vijaywada and Aligarh in FY21. This enabled the company not only to cater to the unaddressed demand in these 3 cities but also to capture a larger share of the outbound traffic from these cities to other cities where we are already operational.



## Operating Results

|   | FY2021<br>(₹ in Lakhs) | FY2020<br>(₹ in Lakhs) | Change<br>(%)  |
|---|------------------------|------------------------|----------------|
| <b>INCOME</b>   |                        |                        |                |
| Revenue from Operations   | 25172.04               | 66,943.74              | -62.40%        |
| Other Income  | 1325.88                | 578.28                 | 129.28%        |
| <b>TOTAL INCOME</b>   | <b>26497.92</b>        | <b>67,522.02</b>       | <b>-60.76%</b> |
| <b>EXPENSE</b>  |                        |                        |                |
| Cost of food and beverages consumed                                 | 1784.13                | 5,696.78               | -68.68%        |
| Employee salaries and benefits                                      | 7039.02                | 15,532.26              | -54.68%        |
| Other Expenses  | 10221.94               | 21,372.25              | -52.17%        |
| <b>TOTAL EXPENSES</b>   | <b>19045.09</b>        | <b>42601.29</b>        | <b>-55.29%</b> |
| <b>EBITDA</b>   | 7452.83                | 24920.73               | -70.09%        |
| Finance Costs   | 19045.72               | 16155.57               | 17.89%         |
| Depreciation and amortization                                       | 10755.32               | 9,224.70               | 16.59%         |
| Share of profit/(loss) of associates                                | -399.53                | -266.66                |                |
| <b>PBT</b>  | <b>-21874.42</b>       | <b>-217.66</b>         |                |
| Current Tax   | -1.57                  | 990.43                 |                |
| Deferred tax charge/( MAT credit)                                   | -3046.27               | 97.34                  |                |
| <b>PROFIT/(LOSS) FOR THE YEAR</b>                                   | <b>-18826.58</b>       | <b>-1305.43</b>        |                |
| Other Comprehensive Income  | -22.20                 | 1.24                   |                |
| <b>Comprehensive profit/(loss)</b>                                  | <b>-18848.77</b>       | <b>-1304.18</b>        |                |
| <b>CASH PROFIT (PAT+Depreciation+Interest converted into loans)</b> | <b>-2251.26</b>        | <b>7,756.81</b>        |                |

### Income

The company's total income has decreased by 60.8% from ₹ 67,522 lakhs during FY20 to ₹ 26,498 lakhs during FY21. Revenue from operations decreased by 62.4% from ₹ 66,944 lakhs for FY20 to ₹ 25,172 lakhs for FY21. This was majorly due to the impact of COVID – 19 in FY21 which in-turn led to a drop in occupancy by 3052 bps from 70.3% in FY20 to 39.8% in FY21. The company's total management fee income from managed hotels also decreased by 66.0% from ₹ 2,050 lakhs for FY20 to ₹ 768 lakhs for FY21 majorly because of the COVID-19.

### Expenses

Total expenses decreased by 55.3% from ₹ 42,601 lakhs for FY20 to ₹ 19,045 lakhs for FY21. Employee benefit expenses decreased by 54.7% to ₹ 7,039 lakhs, majorly as a cost optimization effort, the employees went on salary cuts wherein the top management took the highest cut during the period of 1st wave of COVID-19. The cost of food and beverages consumed decreased by 68.7% to ₹ 1,784 lakhs and other expenses decreased by 52.2% to ₹ 10,222 lakhs, this was majorly due to drop in occupancy to 39.8% in FY21 and drop in the operational inventory to 85% of 5,192 owned and leased rooms in FY21.

### EBITDA

The company's EBITDA decreased by 70.1% from ₹ 24,921 lakhs for FY20 to ₹ 7,453 lakhs for FY21. EBITDA margins in FY21 decreased by 878 bps to 28.1% in FY21 from 36.9% in FY20. This was majorly due to lower revenue from operations which was impacted due to COVID-19.

Further, the decrease in the total income (61% decrease) was higher than the decrease in the total expenses (55% decrease).

### Depreciation and Amortization

Depreciation and amortization expense increased by 16.6% from ₹ 9,225 lakhs for FY20 to ₹ 10,755 lakhs for FY21 primarily due to full year depreciation for new hotels operationalized during FY20 which were operational for part of year in FY20.

### Finance Costs

Total debt increased by 6.8% from ₹ 1,57,756 lakhs for FY20 to ₹ 1,68,500 lakhs for FY21. The finance cost increased by 17.9% from ₹ 16,156 lakhs for FY20 to ₹ 19,046 lakhs for FY21. The increase was majorly due to full year interest on loans pertaining to new hotels operationalized in FY20 which were operational only part of the year in FY20 and partly due to capitalization of interest during moratorium into term loans. However, company's cost of debt decreased by 132 bps from 9.60% for FY20 to 8.28% for FY21.

### Profit for the year

The company's comprehensive profit for the year decreased from (1,304) lakhs for FY20 to (18,827) lakhs for FY21. The decrease was majorly due decline in total income and partly due to increase in Depreciation, Amortization and Finance Costs pertaining to new hotels operationalized during part of FY20.

### Cash Profit (PAT + Depreciation + Interest converted into loans)

The company's cash profit for the year decreased from ₹ 7,757 lakhs for FY20 to ₹ (2,251) lakhs for FY21. The decrease was majorly due to decline in total income which was impacted due to COVID-19 and increase in Finance Costs.

### Performance of Owned/Leased hotels by brand – FY21 vs. FY20

| Parameters         | Occupancy Rate (%) |       |              | Average Daily Rate (₹) |      |            | Hotel Level EBITDAR/ Room (₹) |      |            | Hotel Level EBITDAR Margin |       |              |
|--------------------|--------------------|-------|--------------|------------------------|------|------------|-------------------------------|------|------------|----------------------------|-------|--------------|
|                    | FY20               | FY21  | Change (bps) | FY20                   | FY21 | Change (%) | FY20                          | FY21 | Change (%) | FY20                       | FY21  | Change (bps) |
| Aurika             | 25.6%              | 23.3% | -234         | 14316                  | 9842 | -31.3%     | 3.2                           | 6.0  | 85.4%      | 40.1%                      | 51.6% | 1151         |
| Lemon Tree Premier | 71.5%              | 53.4% | -1806        | 5391                   | 2756 | -48.9%     | 7.6                           | 2.2  | -70.8%     | 45.3%                      | 34.5% | -1083        |
| Lemon Tree Hotel   | 72.2%              | 37.4% | -3476        | 4199                   | 2681 | -36.2%     | 6.0                           | 1.3  | -78.1%     | 39.2%                      | 27.9% | -1130        |
| Red Fox Hotel      | 73.5%              | 36.0% | -3745        | 3283                   | 2006 | -38.9%     | 4.7                           | 1.0  | -78.3%     | 45.7%                      | 33.7% | -1201        |
| Keys               | 58.0%              | 26.9% | -3106        | 2858                   | 1885 | -34.1%     | 0.9                           | 0.4  | -55.1%     | 26.3%                      | 16.3% | -998         |

### Aurika

ADR decreased by 31.3% from ₹ 14,316 for FY20 to ₹ 9,842 for FY21. Occupancy decreased by 234 bps from 25.6% for FY20 to 23.3% for FY21. EBITDAR/room increased by 85.4% from ₹ 3.2 lakhs for FY20 to ₹ 6.0 lakhs for FY21. EBITDAR margin increased

by 1151 bps from 40.1% for FY20 to 51.6% for FY21. The decrease in occupancy is due to the impact of COVID-19 in FY20 and increase in EBITDAR margin is due to increase in revenue by 44.0% because the rooms nights sold increased by 114% from 5520 for FY20 to 11,812 for FY21.



### Lemon Tree Premier

ADR decreased by 48.9% from ₹ 5,391 for FY20 to ₹ 2,756 for FY21. Occupancy decreased by 1806 bps from 71.5% for FY20 to 53.4% for FY21. EBITDAR/room decreased by 70.8% from ₹ 7.6 lakhs for FY20 to ₹ 2.2 lakhs for FY21. EBITDAR margin decreased by 1083 bps from 45.3% for FY20 to 34.5% for FY21. The decrease in occupancy and EBITDAR margin is due to the impact of COVID-19 in FY21.

### Lemon Tree Hotels

ADR decreased by 36.2% from ₹ 4,199 for FY20 to ₹ 2,681 for FY21. Occupancy decreased by 3476 bps from 72.2% for FY20 to 37.4% for FY21. EBITDAR/room decreased by 78.1% from ₹ 6.0 lakhs for FY20 to ₹ 1.3 lakhs for FY21. EBITDAR margin decreased by 1130 bps from 39.2% for FY20 to 27.9% for FY21. The decrease in occupancy and EBITDAR margin is due to the impact of COVID-19 in FY21.

### Red Fox Hotels

ADR decreased by 38.9% from ₹ 3,283 for FY20 to ₹ 2,006 for FY21. Occupancy decreased by 3745 bps from 73.5% for FY20 to 36.0% for FY21. EBITDAR/room decreased by 78.3% from ₹ 4.7 lakhs for FY20 to ₹ 1.0 lakhs for FY21. EBITDAR margin decreased by 1201 bps from 45.7% for FY20 to 33.7% for FY21. The decrease in occupancy and EBITDAR margin is due to the impact of COVID-19 in FY21.

### Keys Hotels

ADR decreased by 34.1% from ₹ 2,858 for FY20 to ₹ 1,885 for FY21. Occupancy decreased by 3106 bps from 58.0% for FY20 to 26.9% for FY21. EBITDAR/room decreased by 55.1% from ₹ 0.9 lakhs for FY20 to ₹ 0.4 lakhs for FY21. EBITDAR margin decreased by 998 bps from 26.3% for FY20 to 16.3% for FY21. The decrease in occupancy and EBITDAR margin is due to the impact of COVID-19 in FY21.

### Performance of Owned/Leased hotels by ageing – FY21 vs. FY20

| Parameters   | Financial Year | Adult Hotels (Stable - older than 3 years) | Toddler Hotels (Stabilizing - between 1-3 years old) | Infant Hotels (New - less than 1 year old) | Underdevelopment hotels                |
|--|----------------|--|--|--|--|
| Hotels   | FY20           | 24   | 6  | 11   | 2                                      |
|  | FY21           | 28   | 13   | 0  |  |
| Operating Rooms (year-end)                         | FY20           | 2,855                                      | 715  | 1,622                                      | 738                                    |
|  | FY21           | 3,278                                      | 1,914  | -  |  |
| Occupancy Rate (%)                                 | FY20           | 75.2%                                      | 67.1%  | 56.4%                                      | Deep demand Markets (high occupancies) |
|  | FY21           | 42.1%                                      | 35.9%  | -  |  |
| Average Daily Rate (₹)                             | FY20           | 4,399                                      | 4,027  | 4,438                                      | 2.0x of Adult Hotels in that year*     |
|  | FY21           | 2,531                                      | 2,785  | -  |  |
| Hotel level EBITDAR/room (₹ million) <sup>#1</sup> | FY20           | 6.9  | 5.5  | 2.3  | High*                                  |
|  | FY21           | 1.4  | 1.6  | -  |  |
| Hotel level EBITDAR Margin (%) <sup>#1</sup>       | FY20           | 44%  | 39%  | 39%  | High*                                  |
|  | FY21           | 30%  | 36%  | -  |  |
| Hotel level ROCE <sup>#2</sup> (%)                 | FY20           | 12%  | 5%   | 2%   | 1.5x of Adult Hotels in that year*     |
|  | FY21           | 2%   | 1%   | -  |  |

#### Notes:

1) Hotel level EBITDAR measures hotel-level results before lease rentals, debt service, depreciation and corporate expenses of the owned/leased hotels, and is a key measure of the company's profitability

2) Hotel level RoCE is calculated as: (Hotel level EBITDAR - lease rentals)/Capital deployed for operational owned & leased hotels.

\* Post stabilization.



For providing better clarity, the company has divided its owned and leased hotels into four categories based on their ageing or stage of stabilization though the comparison of FY21 which has been significantly impacted by COVID-19 with FY20 across three categories is not rational. Adult hotels – older than 3 years or Stable Hotels, Toddler Hotels – between 1-3 years old or stabilizing hotels, Infant Hotels – less than 1-year-old or new hotels and under-development hotels.

### Adult Hotels (Stable Hotels – older than 3 years)

Adult hotels include 28 hotels with 3,278 operational rooms. 4 hotels i.e. 1 Lemon Tree Premier, 2 Lemon Tree Hotels and 1 Red Fox Hotel which were under the toddler category in FY20 transitioned to the adult category in FY21. ADR decreased from ₹ 4,399 for FY20 to ₹ 2,531 for FY21. Occupancy for the adult hotels decreased from 75.2% in FY20 to 42.1% in FY21. EBITDAR/room decreased from ₹ 6.9 lakhs for

FY20 to ₹ 1.4 lakhs for FY21. Hotel RoCE for the adult hotels decreased from 12% for FY20 to 2% for FY21.

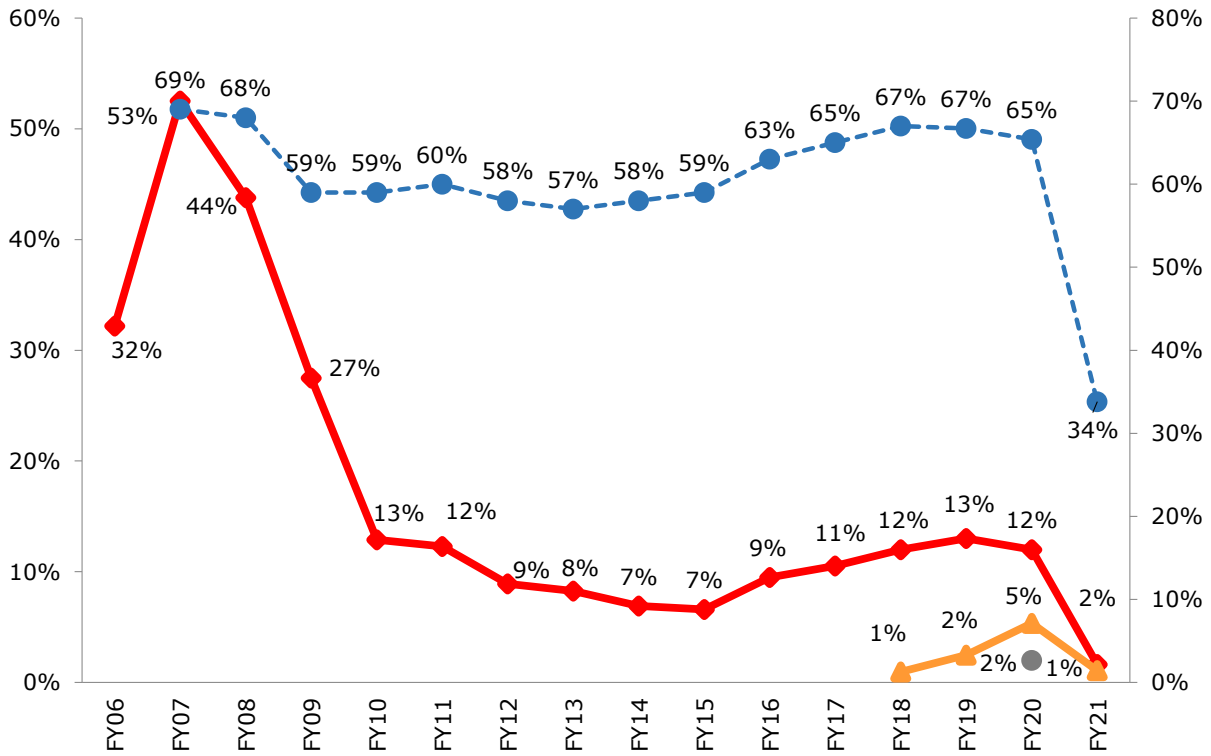
### Toddler Hotels (Stabilizing Hotels – between 1-3 years old)

Toddler hotels include 13 hotels with 1,914 operational rooms. 11 hotels i.e. 1 Aurika, 2 Lemon Tree Premiers, 1 Red Fox Hotel and 7 Keys hotels which were under the infant category in FY20 transitioned to the toddler category in FY21. 4 hotels i.e. 1 Lemon Tree Premier, 2 Lemon Tree Hotels and 1 Red Fox Hotel which were under the toddler category in FY20 transitioned to the adult category in FY21. ADR decreased from ₹ 4,027 for FY20 to ₹ 2,785 for FY21 due to the impact of COVID-19. Occupancy for the toddler hotels decreased from 67.1% in FY20 to 35.9% in FY21. EBITDAR/room decreased from ₹ 5.5 lakhs for FY20 to ₹ 1.6 lakhs for FY21. Hotel RoCE for the toddler hotels decreased from 5% for FY20 to 1% for FY21.

### Infant Hotels (New – less than 1-year-old)

In FY20 there were 11 infant hotels with 1,622 operational rooms however in FY21 neither there was any hotel 'less than 1-year old' nor there was any 'new' hotel added.

Hotel RoCE movement across different phases of the business cycle



Hotel buckets by ageing as of 31<sup>st</sup> March 2021

- Adult - more than 3 years old
- Toddler - Between 1-3 years older
- Infant - Less than 1 year old
- - ● - - All India Hotel Occupancy (%)

# BOARD'S REPORT

TO  
THE MEMBERS  
OF LEMON TREE HOTELS LIMITED

Your Directors have pleasure in presenting the Twenty Ninth Annual Report of the Company together with audited Financial Statements for the Financial Year ended March 31, 2021.

## FINANCIAL RESULTS AND OPERATIONS

The financial performance on the basis of Standalone & Consolidated Financial Statements for the year ended March 31, 2021 is summarized below:

| Particulars   | (₹ In Lakhs)            |                         |                         |                         |
|---|-------------------------|-------------------------|-------------------------|-------------------------|
|   | Standalone              |                         | Consolidated            |                         |
|   | As on<br>March 31, 2021 | As on<br>March 31, 2020 | As on<br>March 31, 2021 | As on<br>March 31, 2020 |
| Total Income  | 8,394.44                | 27,324.13               | 26,497.92               | 67,522.02               |
| Profit before depreciation, Finance Costs, Tax and Exceptional items                        | 2,275.66                | 11,306.08               | 8,326.15                | 25,429.27               |
| Less: Depreciation  | 2,251.03                | 2,425.82                | 10,755.32               | 9,224.72                |
| Less: Finance Costs   | 4,819.30                | 4,815.50                | 19,045.72               | 16,155.57               |
| Profit / (Loss) before Exceptional items and Tax  | (4,794.67)              | 4064.76                 | (21,474.89)             | 48.98                   |
| Less: Exceptional items   | 592.07                  | -                       | -                       | -                       |
| Share of Profit/Loss of associate   | -                       | -                       | (399.53)                | (266.66)                |
| Profit / (Loss) before Tax  | (5,386.74)              | 4,064.76                | (21,874.42)             | (217.68)                |
| Less:   |                         |                         |                         |                         |
| Current Tax   | -                       | 689.98                  | (1.57)                  | 990.43                  |
| Deferred Tax/MAT Credit entitlement   | (1,313.67)              | 154.98                  | (3,218.68)              | 97.34                   |
| Profit / (Loss) after Tax   | (4,073.07)              | 3,219.80                | (18,654.17)             | (1,305.45)              |
| Add: Other Comprehensive Income net of taxes  | (3.33)                  | 9.72                    | (22.20)                 | 1.24                    |
| Total Comprehensive Income/Loss   | (4,076.40)              | 3,229.52                | (18,676.36)             | (1,304.20)              |
| Less: Non - controlling Interest  | -                       | -                       | (5,957.79)              | (355.03)                |
| Total Comprehensive Income/(Loss) for the year attributable to Equity Holders of the Parent | (4,076.40)              | 3,229.52                | (12,718.57)             | (949.17)                |
| Earning Per Equity Share of the face value of ₹ 10 each                                     |                         |                         |                         |                         |
| Basic   | (0.52)                  | 0.41                    | (1.61)                  | (0.12)                  |
| Diluted   | (0.52)                  | 0.41                    | (1.61)                  | (0.12)                  |

Further, key financial and operational highlights of our Company are also provided in the management discussion and analysis report forming part of this Annual Report.

## CAPITAL STRUCTURE

### Authorised Share Capital

The Authorised Share Capital of the Company is ₹ 10,02,89,00,000 divided into 1,00,14,40,000 Equity Shares of ₹ 10 each and 1,45,000 5% Cumulative Redeemable Preference Shares of ₹ 100 each.

### Paid-up Share Capital

During the financial year under review, the Issued and Paid up Share Capital of the Company was remained at ₹ 7,92,24,64,640/- divided into 79,22,46,464 equity shares of face value of ₹ 10/-.

## OPERATIONAL HOTELS AND UPCOMING PROJECTS

The Company is engaged in hotel business and there has been no change in the nature of its business during the year under review.

The details of operational hotels and upcoming projects are given in the "Corporate Overview" Section of the Annual Report 2020-21.

## AWARDS AND RECOGNITION

During the year under review, the Company has received following key awards and recognition as detailed herein below:

- Awarded GO-MMT Traveller's Choice Award
- 62 out of 80 hotels awarded Traveller's Choice Award by TripAdvisor

- o Lemon Tree Premier –10 Hotels
- o Lemon Tree Hotels -31 Hotels
- o Red Fox Hotels –9 Hotels
- o Keys Prima –1 Hotel
- o Keys Select –10 Hotels
- o Keys Lite –1 Hotel

**BOARD OF DIRECTOR'S & KEY MANAGERIAL PERSONNEL (KMP'S)**

The details of the Director's & KMP's [as per Companies Act, 2013 ("Act")] of the Company are given herein below

| S. No. | Name of Directors/KMP's        | Designation                        |
|--------|--------------------------------|------------------------------------|
| 1      | Mr. Patanjali Govind Keswani   | Chairman & Managing Director       |
| 2      | Mr. Rattan Keswani             | Deputy Managing Director           |
| 3      | Mr. Anish Kumar Saraf*         | Director                           |
| 4      | Mr. Willem Albertus Hazeleger  | Director                           |
| 5      | Mr. Ravi Kant Jaipuria**       | Director                           |
| 6      | Mr. Aditya Madhav Keswani      | Director                           |
| 7      | Mr. Ashish Kumar Guha          | Independent Director               |
| 8      | Mr. Arvind Singhania           | Independent Director               |
| 9      | Mr. Paramartha Saikia          | Independent Director               |
| 10     | Ms. Freyan Jamshed Desai       | Independent Director               |
| 11     | Mr. Pradeep Mathur             | Independent Director               |
| 12     | Dr. Arindam Kumar Bhattacharya | Independent Director               |
| 13     | Mr. Niten Malhan***            | Independent Director               |
| 14     | Mr. Kapil Sharma               | Chief Financial Officer            |
| 15     | Mr. Nikhil Sethi               | Group Company Secretary & GM Legal |

\*Mr. Anish Kumar Saraf, non-executive Director resigned from the Board of Directors w.e.f May 29, 2020

\*\* Mr. Ravi Kant Jaipuria, non-executive Director resigned from the Board of Directors w.e.f March 23, 2021

\*\*\* Mr. Niten Malhan was appointed as an Additional Independent Director w.e.f November 6, 2020

**CHANGES IN BOARD OF DIRECTORS/KMPs**

**Appointments**

During the Financial Year under review, Mr. Niten Malhan has been appointed as Additional Director in the capacity of Non-

Executive Independent Director w.e.f. November 6, 2020 and in opinion of the Board, he is a person of intergrity, expertise and experience which would help the Company in future growth and he is proposed to be appointed as an Independent Director in the ensuing Annual General Meeting. Your Company has also received declaration from Mr. Niten Malhan that he meets the criteria of Independence as prescribed under sub-section (6) of Section 149 of the Act along with a declaration of compliance of sub-rule (1) and sub-rule (2) of Rule 6 of Companies (Appointment and Qualification of Directors) Rules, 2014 and under the Securities Exchange Board of India (Listing Obligations & Disclosure Requirements) Regulations 2015 (hereinafter referred to as "SEBI (LODR) Regulations"). He further affirmed that he is not debarred from holding the office of an Independent Director by virtue of any SEBI Order or any other such Authority.

Mr. Niten Malhan being eligible, is proposed to be appointed as an Independent Director for a term of up to 5 (Five) years w.e.f. November 6, 2020. The Nomination and remuneration committee of the Company and the Board of Directors have recommended his appointment. A notice has been received from a Member of the Company proposing his candidature for being appointed as an Independent Director of the Company.

In accordance with the Act and the Articles of Association of the Company, 1 (one) of your Directors, viz. Mr. Rattan Keswani retires by rotation, and being eligible, offers himself for re-appointment.

Your approval for their appointment/re-appointment as Directors is being sought in the Notice convening the Annual General Meeting of the Company.

**Resignations/Retirement/Cessation**

During the Financial Year under review, the following directors have resigned from the Board of the Company:

- Mr. Anish Kumar Saraf, Non-executive Director w.e.f May 29, 2020
- Mr. Ravi Kant Jaipuria, Non-executive Director w.e.f March 23, 2021

The Board wishes to place on record their sincere appreciation for the contributions made by the outgoing directors during their tenure on the Board.

**DECLARATION BY INDEPENDENT DIRECTORS**

All the Independent Directors have given necessary declarations in terms of Section 149 (7) of the Act and SEBI (LODR) Regulations, that they meet the criteria of independence as laid down under Section 149 (6) of the Act along with a declaration of compliance of sub-rule (1) and sub-rule (2) of Rule 6 of Companies (Appointment and Qualification of Directors) Rules, 2014 and SEBI (LODR) Regulations.



## COMMITTEES OF THE BOARD

As on March 31, 2021, your Board has following mandatory Committees:

- Audit Committee;
- Nomination and Remuneration Committee;
- Corporate Social Responsibility Committee;
- Stakeholder's Relationship Committee; and
- Risk Management Committee

The details of the compositions, meetings held during the year and attendance of the Members and terms of reference of the above committees of the Board are provided in the Corporate Governance Report attached as '**Annexure-5**' to this Report.

Apart from the above-mentioned Committees, the details of the compositions, meetings held during the year and attendance of the Members of following non-mandatory committees are given in '**Annexure-1**' to this Report:

- (a) Finance Committee;
- (b) Share Allotment Committee;
- (c) General Management Committee

## BOARD MEETINGS HELD DURING THE YEAR

During the Financial Year under review, your Board met 5 (Five) times and the details of the Board Meetings held indicating number of meetings attended by each Director is provided in the Corporate Governance Report attached as '**Annexure-5**' to this Report.

## ANNUAL BOARD EVALUATION

To comply with the provisions of Section 134(3)(p) of the Act and rules made thereunder, Regulation 17(10) of SEBI (LODR) Regulations. The Board of Directors has carried out an annual evaluation of its own performance including its committees (wherein the concerned director being evaluated did not participate). The performance of the Board was evaluated by the Board after seeking inputs from the Directors on the basis of the criteria such as strategy, performance management, risk management, core governance & compliance, organization's health and talent management.

Further, to comply with the Regulation 25(4) of SEBI (LODR) Regulations, Independent Directors also evaluated the performance of Non-Independent Directors, Chairman and Board as a body at a separate meeting of Independent Directors.

The evaluation of all the Directors and the Board as a whole was conducted based on the criteria and framework adopted by the Board. On the basis of the ranking filled in the evaluation questionnaire and discussion of the Board, the performance of the Board and its committees and Individual Directors (including Independent Directors) has been assessed as satisfactory.

## POLICIES UNDER COMPANIES ACT, 2013/SEBI (LODR) REGULATIONS

### Code of Conduct and Vigil Mechanism/Whistle Blower Policy

The Company has in place a mechanism for employees for reporting genuine concerns from reprisal and victimization. The policy is available in the 'Investor Relations' section at the Company's website [www.lemontreehotels.com](http://www.lemontreehotels.com). During the year under review, no concerns have been received by the Company from any of the Directors, Officers, Employees and Associates pertaining to the Code and Vigil Mechanism.

### Risk Management Policy

The Company has in place Risk Management Policy formulated in accordance with the provisions of Section 134(3)(n) of the Act, which is available in the 'Investor Relations' section at the Company's website [www.lemontreehotels.com](http://www.lemontreehotels.com). There has been no change in the policy during the Financial Year under review. The Company has a system in place for identification of elements of risk which are associated with the accomplishment of objectives, operations, development, revenue and regulations and appropriate measures are taken, wherever required, to mitigate such risks beforehand.

The Statutory Auditors and the Internal Auditors report to the Audit Committee during their audit and highlight risk(s), if any, associated with organization and also suggest the appropriate measures, in consultation with the management and the Audit Committee, which can be taken by the company in this regard.

The Statutory Auditors also report to the Audit Committee of any instance of non-adherence to the procedures and manual which may increase the risk of frauds in the organization.

### Nomination and Remuneration Policy

The Company has in place the Nomination & Remuneration Policy which lays down the criteria for appointment, evaluation of performance of Directors and remuneration of Directors, Key Managerial Personnel, Senior Management Personnel and other employees and there has been no change in the policy during the Financial Year. The Nomination & Remuneration Policy is attached as '**Annexure-2**' to this Report.

During the year under review, the Company has taken necessary approval/recommendation with respect to appointment/reappointment of Directors/KMPs, wherever required, from Nomination and Remuneration Committee in terms of the policy.

### Corporate Social Responsibility ("CSR") Policy

The Company has in place CSR policy, formulated in terms of provisions of Section 135(4) of the Act read with Rule 6 of the Companies (Corporate Social Responsibility Policy) Rules, 2014. The said policy has been amended by the Board of Directors in their meeting held on June 15, 2021 to align the same with Statutory amendment. The policy is available in the 'Investor Relations' section at the Company's website [www.lemontreehotels.com](http://www.lemontreehotels.com).

Annual Report on CSR Activities for the Financial Year 2020-21 as required under Section 134 and 135 of the Act read with Rule 8 of the Companies (Corporate Social Responsibility Policy)

Rules, 2014 read with Rule 9 of the Companies (Accounts) Rules, 2014 is attached as 'Annexure-3' to this Report.

#### **Dividend Distribution Policy**

The Company has in place a Policy on Distribution of Dividend to comply with the Regulation 43A of SEBI (LODR) Regulations. The policy is available in the 'Investor Relations' section at the Company's website [www.lemontreehotels.com](http://www.lemontreehotels.com).

#### **Policy on Rotation of Auditors**

The Board of Directors in their meeting held on March 30, 2021 has approved the policy on appointment and rotation of Auditors in compliance with the provisions of Section 139 of Companies Act, 2013 read with Companies (Audit and Auditors) Rules, 2014. The policy is available in the 'Investor Relations' section at the Company's website [www.lemontreehotels.com](http://www.lemontreehotels.com).

#### **SUBSIDIARY, ASSOCIATES AND JOINT VENTURE COMPANIES**

As on March 31, 2021, your Company has 14 (fourteen) direct subsidiary companies and 9 (nine) indirect subsidiary companies and 3 (three) associate Companies as under:

##### **Direct Subsidiary Companies**

Canary Hotels Pvt. Ltd., Dandelion Hotels Pvt. Ltd., Lemon Tree Hotel Company Pvt. Ltd., Oriole Dr. Fresh Hotels Pvt. Ltd., PSK Resorts & Hotels Pvt. Ltd., Red Fox Hotel Company Pvt. Ltd., Sukhsagar Complexes Pvt. Ltd, Fleur Hotels Pvt. Ltd., Carnation Hotels Pvt. Ltd., Grey Fox Project Management Company Pvt. Ltd., Madder Stays Private Limited, Jessamine Stays Private Limited and Poplar Homestead Holdings Private Limited.

During the year under review, the Company has acquired the shareholding of Hamstede Living Private Limited from Magnolia Grove Investment Ltd and it has become a subsidiary of the Company w.e.f March 31, 2021.

During the year under review, Begonia Hotels Private Limited and Nightingale Hotels Private Limited, subsidiaries of the Company has been merged into Fleur Hotels Private Limited, material subsidiary of the Company w.e.f March 31, 2021 through order passed by National Company Law Tribunal, New Delhi.

##### **Indirect Subsidiary Companies**

Berggruen Hotels Private Limited, Bandhav Resorts Pvt. Ltd., Celsia Hotels Pvt. Ltd., Inovia Hotels and Resorts Ltd., Iora Hotels Pvt. Ltd., Ophrys Hotels Pvt. Ltd., Hyacinth Hotels Pvt. Ltd., Manakin Resorts Pvt. Ltd. and Valerian Management Services Pvt. Ltd.

##### **Our Associate Companies**

Further, as on March 31, 2021, your Company has three Associate Companies i.e Mind Leaders Learning India Pvt. Ltd, Pelican Facilities Management Pvt. Ltd. and Glendale Marketing Services Private Limited (formerly known as Vulture Management Service Private Limited).

Further, our Subsidiaries Fleur Hotels Pvt. Ltd and Celsia Hotels Pvt. Ltd. are partners of a limited liability partnership, Mezereon Hotels LLP ("Mezereon")

In accordance with Section 129(3) of the Act read with Rule 8(1) of Companies (Accounts) Rules, 2014, the consolidated financial statements of the Company and all its subsidiaries, associates and joint ventures have been prepared by the Company and a report on the performance and financial position of each of the subsidiaries, associates and joint venture companies included in the consolidated financial statement is attached as 'Annexure-4' to this Report.

In terms of provisions of Section 136 of the Act, separate audited accounts of the subsidiary companies shall be available in the 'Investor Relations' section at the Company's website [www.lemontreehotels.com](http://www.lemontreehotels.com). The Company will make available physical copies of these documents upon request by any shareholder of the Company interested in obtaining the same.

#### **MANAGEMENT REPORTS**

##### **Management Discussion and Analysis Report**

The management discussion and analysis report on Company's performance-industry trend and other material changes with respect to the Company and its subsidiaries, associates, wherever applicable, has been given separately and forms part of this Annual Report.

##### **Business Responsibility Report**

Pursuant to the provisions of Regulation 34(2)(f) of SEBI (LODR) Regulations, the Business Responsibility Report is attached as 'Annexure-10' to this Report.

The Company's first Sustainability / ESG Report for the financial year ended March 31, 2021 prepared in accordance with GRI Standards will be available shortly at our website, at [www.lemontreehotels.com](http://www.lemontreehotels.com).

#### **CORPORATE GOVERNANCE**

Your company has adopted good governance practices and committed to maintain high standards of the Corporate ethics, professionalism and transparency. The Company has adopted policies in line with the governance requirements including Policy on Related Party Transactions, Policy on Material Subsidiary, Policy for Material Information and Events, Corporate Social Responsibility Policy, Dividend Distribution Policy and Whistle Blower Policy. These policies are available in the 'Investor Relations' section at the Company's website [www.lemontreehotels.com](http://www.lemontreehotels.com).

In compliance with the provisions of Regulations 34(3) of the SEBI (LODR) Regulations, a separate report on Corporate Governance together with a certificate from the Secretarial Auditors of the Company regarding compliance of conditions of Corporate Governance as stipulated under the SEBI (LODR) Regulations is attached as 'Annexure-5' to this Report.

##### **DEPOSITS**

The Company has not accepted any public deposits and as such, no amount on account of principal or interest on public deposits was outstanding as on the date of the Balance Sheet.

**BORROWINGS FROM BANKS/ FINANCIAL INSTITUTIONS**

The Company's total long term borrowings from banks/ financial institutions increased from ₹ 30,099.46 Lakhs in the previous year to ₹ 35,886.55 Lakhs in the current year.

**EMPLOYEES STOCK OPTION SCHEME**

During the year under review, the Company has an Employee Stock Option Scheme, 2006 ('ESOP Scheme') in line with the provisions of Securities and Exchange Board of India (Share Based Employee Benefits) Regulations, 2014.

A certificate from the Statutory Auditors of the Company that the scheme has been implemented in accordance with Securities and Exchange Board of India (Share Based Employee Benefits) Regulations, 2014 will be placed at the ensuing Annual General Meeting for inspection by Members of the Company.

Further during the Financial Year under review, 1,07,000 shares have been exercised by the employees of the Company through Krizm Hotels Private Limited Employee Welfare Trust.

The applicable disclosures as stipulated under Rule 12 of Companies (Share Capital and Debentures) Rules, 2014 with regard to Employees Stock Option Plan of the Company is given hereinbelow and the information required under SEBI (Share Based Employee Benefits) Regulations, 2014 is available at the Company's website at: [https://www.lemontreehotels.com/factsheet/otherdisclosures/Stock\\_Options\\_March\\_31\\_2021.pdf](https://www.lemontreehotels.com/factsheet/otherdisclosures/Stock_Options_March_31_2021.pdf).

| S. No. | Description  | ESOP Scheme |
|--------|--|-------------|
| a)     | Options Granted  | Nil         |
| b)     | Options vested   | 1,46,100    |
| c)     | Options Exercised*   | -           |
| d)     | Total Number of Shares arising as a result of exercise of option   | -           |
| e)     | Options lapsed*  | N.A         |
| f)     | The exercise price (On weighted average basis)**   | -           |
| g)     | Variation of terms of options  | N.A         |
| h)     | Money realized by exercise of options (if scheme is implemented directly by the Company)   | N.A         |
| i)     | Total number of options in force   | -           |
| j)     | Employee wise details for options granted to:-   |             |
| (i)    | Key managerial Personnel:  |             |
| a)     | Mr. Rattan Keswani (Deputy Managing Director)  | N.A         |
| b)     | Mr. Kapil Sharma (Chief Financial Officer)   | N.A         |
| c)     | Mr. Nikhil Sethi (Group Company Secretary and GM Legal)  | N.A         |
| (ii)   | any other employee who received a grant of options in any one year of option amounting to five percent of more of options granted during that year |             |

| S. No. | Description  | ESOP Scheme |
|--------|--|-------------|
| (iii)  | identified employees who were granted option, during any one year, equal to or exceeding one percent of the issued capital(Excluding outstanding warrants and conversions) of the Company at the time of grant | N.A         |

\* All the options have been exercised by Krizm Hotels Private Limited Employee Welfare Trust in previous years.

\*\* Options granted prior to the listing of the Company's shares were based on the valuation done by an Independent Chartered Accountant from time to time.

**REMUNERATION OF DIRECTORS, KEY MANAGERIAL PERSONNEL AND PARTICULARS OF EMPLOYEES**

The statement including the details of employees as required to be furnished in accordance with the provisions of Section 197(12) of the Act read with Rule 5(2) and 5(3) of the Companies (Appointment and Remuneration of Managerial Personnel), Rules, 2014 are set out in 'Annexure-6' to this Report.

Disclosures pertaining to the remuneration and other details as required under Section 197(12) of the Act read with Rule 5(1) of the Companies (Appointment and Remuneration of Managerial Personnel), Rules, 2014 are provided in 'Annexure-7' to this Report.

**DIRECTORS' RESPONSIBILITY STATEMENT**

Pursuant to Section 134(3)(C) read with Section 134(5) of the Act, the Directors, to the best of their knowledge and ability, hereby confirm that:

- in the preparation of the annual accounts, the applicable accounting standards had been followed with proper explanation relating to material departures;
- they have selected such accounting policies in consultation with Statutory Auditors and applied them consistently and made judgments and estimates that are reasonable and prudent so as to give a true and fair view of the state of affairs of the company at the end of the Financial Year March 31, 2021 and of the profit and loss of the company for the Financial Year;
- they have taken proper and sufficient care, to the best of their knowledge and ability, for the maintenance of adequate accounting records in accordance with the provisions of the Companies Act, 2013 for safe guarding the assets of the Company and for preventing and detecting frauds and other irregularities;
- the annual accounts of the Company have been prepared on a going concern basis.
- the directors had laid down internal financial controls to be followed by the Company and that such

internal financial controls are adequate and were operating effectively.

- (vi) they had devised proper systems to ensure compliance with the provisions of all applicable laws and that such systems were adequate and operating effectively.

## AUDITORS AND AUDITOR'S REPORT

### Statutory Auditors

M/s Deloitte Haskins & Sells, LLP (LLP No. AAB-7837), Chartered Accountants have been appointed as Statutory Auditors of the Company in the Annual General Meeting held on September 29, 2017 for a period of 5 years up to conclusion of 6<sup>th</sup> consecutive Annual General Meeting of the Company.

The reports given by the Statutory Auditors' on the Standalone Financial Statements of the Company and the Consolidated Financial Statements of the Company and its Subsidiaries & Associates for the Financial Year ended March 31, 2021 forms part of this Annual Report. There have been no qualifications, reservation or adverse remarks made by the Statutory Auditors in their reports. The Statutory Auditors have not reported any frauds under Section 143(12) of the Act.

### Secretarial Auditor Report of the Company and its material subsidiary Companies

The Board of Directors of the Company, have appointed M/s Sanjay Grover & Associates, Practicing Company Secretaries to conduct the Secretarial Audit for the Financial Year under review in accordance with Section 204 of the Act. The Secretarial Auditors have submitted their report, which is annexed as 'Annexure-8' to this Report. The Secretarial Audit Report does not contain any qualification, reservation or adverse remark.

As per Regulation 24A of SEBI (LODR) Regulations, the Secretarial Audit of the material subsidiaries has been conducted for the financial year 2020-21 by Practicing Company Secretaries. None of the said Audit Reports contain any qualification, reservation or adverse remark or disclaimer. The Secretarial Audit Reports of material subsidiaries for the financial year ended March 31, 2021, are annexed herewith and marked as 'Annexure - 9' to this Report.

Further, the Board of Directors of the Company, has re-appointed M/s Sanjay Grover and Associates, Practicing Company Secretaries to conduct the Secretarial Audit of the Company for the Financial Year 2021-22 in accordance with Section 204 of the Companies Act, 2013.

### SIGNIFICANT AND MATERIAL ORDERS

There are no significant or material orders passed by the regulators, courts or tribunals having an impact on the future operations of the Company or its going concern status.

### PARTICULARS OF LOANS, GUARANTEES OR INVESTMENTS

The Company, being engaged in the hotel business, is classified as providing infrastructure facilities in terms of the Schedule VI to the Act and is exempted from the compliance for loans made, guarantees given, security provided in terms of Section 186 (11) of the Act, however, the details of loans, guarantees, and investments made by the Company forms part of the notes to the Financial Statements.

Further, the details required in terms of Regulation 34(3) of SEBI (LODR) Regulations with respect to loan given by the Company to its subsidiaries is given hereunder. For details regarding investments and guarantees please refer to the notes to the financial statements.

(₹ In Lakhs)

| Name of the Company  | Maximum Loans outstanding during the year 2021 | As at March 31, 2021 | Maximum Loans outstanding during the year 2020 | As at March 31, 2020 |
|--|--|----------------------|--|----------------------|
| Carnation Hotels Private Limited   | 2.72   | 2.72                 | 257.72   | 2.72                 |
| Canary Hotels Private Limited  | 588.50   | 16.50                | 146.00   | 146.00               |
| Oriole Dr. Fresh Hotels Private Limited                                    | 68.00  | 68.00                | -  | -                    |
| Sukhsagar Complexes Private Limited  | 641.28   | 12.00                | 542.00   | 542.00               |
| Red Fox Hotel Company Private Limited                                      | 0.11   | 0.11                 | 0.11   | 0.11                 |
| Grey Fox Project Management Company Private Limited                        | 12.00  | 12.00                | 82.00  | 12.00                |
| Meringue Hotels Private Limited (merged with Fleur Hotels Private Limited) | 2,788.00                                       | -                    | 4,652.00                                       | 2,788.00             |
| Pelican Facilities Management Private Limited                              | -  | -                    | 1.00   | 1.00                 |
| Dandelion Hotels Private Limited   | 9.00   | 9.00                 | 7.00   | 7.00                 |

### PARTICULARS OF CONTRACTS OR ARRANGEMENTS WITH RELATED PARTIES REFERRED TO IN SECTION 188 OF THE COMPANIES ACT, 2013

In line with the requirements of the Act and the SEBI (LODR) Regulations, your Company has formulated a policy on dealing with Related Party Transactions (RPTs) which has been amended on June 15, 2021. The policy can be accessed in the

'Investor Relations' section at the Company's website [www.lemontreehotels.com](http://www.lemontreehotels.com). The Policy intends to ensure that proper reporting, approval and disclosure processes are in place for all material transactions between the Company and Related Parties.

All contracts / arrangements / transactions entered by the Company during the financial year with related parties were in the ordinary course of business and on an arm's length basis.

During the year, the Company had not entered into any contract / arrangement / transaction with related parties which could be considered material. In view of the above, the requirement of giving particulars of contracts / arrangements/ transactions made with related parties, in Form AOC-2 are not applicable for the year under review. Further, you may refer to other Related Party transactions in Note No. 33 of the Standalone Financial Statements.

#### ANNUAL RETURN

In terms of provisions of Section 92, 134(3)(a) of the Act read with Rule 12 of Companies (Management and Administration) Rules, 2014 and amendments thereto, the Annual Return of the Company is available at the website of the Company at [www.lemontreehotels.com](http://www.lemontreehotels.com).

#### MATERIAL CHANGES AND COMMITMENTS AFFECTING THE FINANCIAL POSITION OF THE COMPANY

There have been no material changes and commitments, if any, affecting the financial position of the Company which have occurred between the end of the Financial Year of the Company to which the Financial Statements relate and the date of this Report.

#### PARTICULARS REGARDING CONSERVATION OF ENERGY ETC. UNDER SECTION 134(3)(m) OF THE COMPANIES ACT, 2013 AND RULES MADE THEREIN

As per the provisions of Section 134(3)(m) of the Act read with Companies (Accounts) Rules, 2013, the measures taken during the year under review for conservation of energy and technology absorption by the Company in operation of its hotels are as follows:

##### A. Conservation of Energy:

Lemon Tree Hotels is committed to maintain ecofriendly & energy conservation practices all across its Hotel properties. We strongly believe in conservation and accordingly have implemented many eco-friendly processes for energy and water preservation, waste management disposal, measures to control water, noise and environmental pollution. Our existing and upcoming hotels are designed and constructed to qualify for the L.E.E.D Gold Standard.

Further, the details of steps taken for conservation of energy are provided in Business Responsibility Report (BRR) which forms part of this Annual Report.

##### Steps taken by the Company for utilizing alternate source of energy:

The Company has utilized alternative source of energy viz. renewable Energy in the form of Solar Photovoltaic systems which is being utilized by our hotels. We are also using solar hot water systems in our hotels to reduce heating load for hot water systems.

##### The Capital investment on energy conservation requirements:

The Company has made the capital investment on installation and commissioning of Solar Photovoltaic systems at our Hotels to capture free Solar Energy for reducing the Energy requirement and also on installation of Heat Recovery ventilation and Heat Recovery wheel systems.

##### B. Technology Absorption, Research & Development (R&D):

###### Technology absorption:

The Company is in the service industry and operates and manages its hotels across India. However, no knowhow and technology has been imported during the year. However, efforts have been made to imbibe various new technologies like Green Building, rain water harvesting, use of plumbing faucets, sewage treatment plants.

###### Research & Development:

The Company during the Financial Year 2020-21 has not carried out any activity which can be construed as Research & Development. Therefore, there is nothing to report under this section.

##### C. Foreign exchange earnings and outgo:

The information regarding Foreign Exchange earnings and outgo for the period under review is mentioned here under:

| (₹ In Lakhs) |  |                           |                           |
|--------------|--|---------------------------|---------------------------|
| S. No.       | Particulars  | Year Ended March 31, 2021 | Year Ended March 31, 2020 |
| 1.           | Earning in Foreign Currency                        | 181.19                    | 1,574.03                  |
| 2.           | Outgo in Foreign Currency                          |                           |                           |
|              | - Value of Capital Goods Imported on CIF basis     | -                         | -                         |
|              | - Commission/ Advertisement and business promotion | 52.86                     | 303.11                    |

##### DIVIDEND ON EQUITY SHARES

Your Directors do not propose any dividend on the shares of the Company for the Financial Year ended March 31, 2021.

##### TRANSFER TO RESERVES

No transfers to reserves were made, as no appropriations were required to be made during the Financial Year under review.

#### ADEQUACY OF INTERNAL CONTROLS

The Company's internal control systems are commensurate with the nature of its business and the size and complexity of its operations. The Statutory and the Internal Auditors routinely conduct system checks and give their report after evaluation of the efficacy and adequacy of internal control systems including controls with respect to the financial statements, its compliance with operating systems, accounting procedures and policies in the Company. Based on the report of Internal Audit, the departments undertake corrective action in their respective areas and thereby strengthen the controls. The significant audit observations and follow up actions thereon are reported to the Audit Committee as well and further corrective action taken as per the inputs received from the committee members and the auditors.

#### COST RECORDS AND COST AUDIT

Maintenance of cost records and requirement of cost audit as prescribed under the provisions of Section 148(1) of the Act are not applicable for the business activities carried out by the Company.

#### SECRETARIAL STANDARDS

During the year under review the Company has complied with Secretarial Standards on Board and General meetings issued by Institute of Company Secretaries of India.

#### DISCLOSURE UNDER THE SEXUAL HARASSMENT OF WOMEN AT WORKPLACE (PREVENTION, PROHIBITION AND REDRESSAL) ACT, 2013

The Company has in place an Anti Sexual Harassment Policy in line with the requirements of The Sexual Harassment of Women at the Workplace (Prevention, Prohibition and Redressal) Act, 2013. During the year under review, no complaint was received by the Corporate Ethics Committee (CEC) formed in this regard.

Further, Internal Complaints Committee is also in place at all

hotel locations & no complaint has been received during the year under review.

#### GREEN INITIATIVE

Pursuant to Section 101 and 136 of the Act read with Companies (Management and Administration) Rules, 2014 and Companies (Accounts) Rules, 2014, the Company can send Notice of Annual General Meeting, financial statements and other communications in electronic form.

Your Company shall be sending the Annual Report including the Notice of Annual General Meeting, Audited Financial Statements, Board's Report along with annexures etc. for the Financial Year 2020-2021 in the electronic mode to the shareholders who have registered their email ids with the Company and/or their respective Depository participants (DPs). Shareholders who have not registered their e-mail addresses so far are requested to register their e-mail addresses.

Those holding shares in demat form can register their e-mail addresses with their concerned DPs. Shareholders who hold shares in physical form are requested to register their e-mail addresses with the Company, by sending a letter, duly signed by the first/sole holder quoting details of their Folio No.

#### APPRECIATION

Your Directors place on record their appreciation for the valuable support and cooperation of the Company's Bankers, Government Agencies, Customers, Suppliers, Shareholders, Employees and other statutory authorities, who have reposed their continued trust and confidence in the Company.

For & On behalf of the Board of Directors of  
**Lemon Tree Hotels Limited**

DATE:15.06.2021  
PLACE: NEW DELHI

**Patanjali Govind Keswani**  
Chairman & Managing Director  
DIN:00002974

## ANNEXURE-1

**ANNEXURE(S) TO THE BOARD'S REPORT****I. FINANCE COMMITTEE MEETINGS**

During the financial year under review, four (4) Finance Committee meeting were held on September 25, 2020, December 24, 2020, January 22, 2021 and March 12, 2021

Attendance of Members for the year ended March 31, 2021:

| Name of the Member            | Designation       | No. of Meetings Attended |
|-------------------------------|-------------------|--------------------------|
| Mr. Patanjali Govind Keswani  | Chairman & Member | 4                        |
| Mr. Rattan Keswani            | Member            | 3                        |
| Mr. Willem Albertus Hazeleger | Member            | 3                        |

**II. SHARE ALLOTMENT COMMITTEE MEETING**

During the financial year under review, no share allotment committee meeting was held.

| Name of the Member           | Designation       |
|------------------------------|-------------------|
| Mr. Rattan Keswani           | Chairman & Member |
| Mr. Patanjali Govind Keswani | Member            |
| Mr. Ashish Kumar Guha        | Member            |

**III. GENERAL MANAGEMENT COMMITTEE MEETINGS**

During the financial year under review, Six (6) General Management Committee meetings were held on May 29, 2020, August 17, 2020, September 14, 2020, November 3, 2020, February 9, 2021 and March 19, 2021

Attendance of Members for the year ended March 31, 2021:

| Name of the Member           | Designation       | No. of Meetings Attended |
|------------------------------|-------------------|--------------------------|
| Mr. Patanjali Govind Keswani | Chairman & Member | 6                        |
| Mr. Rattan Keswani           | Member            | 6                        |
| Mr. Paramartha Saikia        | Member            | 3                        |

For & On behalf of the Board of Directors of  
**Lemon Tree Hotels Limited**

DATE: 15.06.2021  
PLACE: NEW DELHI

**Patanjali Govind Keswani**  
Chairman & Managing Director  
DIN:00002974

# NOMINATION AND REMUNERATION POLICY

## 1. INTRODUCTION

In terms of Section 178 of the Companies Act, 2013 read with applicable rules and regulations and in pursuance of the policy of Lemon Tree Hotels Limited ('Company') to consider its human resources as its invaluable assets, the Nomination and Remuneration Committee of the Company re-constituted on September 18, 2014 has formulated this policy on nomination and remuneration of Directors, Key managerial personnel, senior management personnel and other employees of the Company (hereinafter referred as 'Policy') and which has been adopted by the Board of Directors of the Company in its meeting on 19.02.2015.

## 2. POLICY OBJECTIVE

The objective of this Policy is to determine the criteria for appointment, removal, evaluation of performance of Directors and remuneration of Directors, key managerial personnel, senior management personnel and other employees.

## 3. DEFINITIONS

In this Policy unless the context otherwise requires:

- (a) "Act" means Companies Act, 2013 including the applicable Rules & regulations;
- (b) "Board of Directors" or "Board", in relation to the Company, means the collective body of the directors of the Company and includes the committees of the Board;
- (c) "Directors" means Directors of the Company appointed in terms of provisions of the Act;
- (d) "Independent Director" means a director referred to in Section 149 (6) of the Act;
- (e) "Key Managerial Personnel" or "KMP" in relation to a company, means:
  - (i) Chief Executive Officer ('CEO') or the Managing Director ('MD') or the Manager;
  - (ii) Company Secretary;
  - (iii) Whole-time Director ('WTD');
  - (iv) Chief Financial Officer; and

(v) such other officer as may be prescribed;

- (f) "NRC" means Nomination and Remuneration Committee of the Company as constituted or reconstituted by the Board;
- (g) "Rules & regulations" refers to and comprise of Companies Act, 2013, The Companies (Meeting of Board and its Powers) Rules, 2014, The Companies (Appointment and Qualification of Directors) Rules, 2014, The Companies (Appointment and Remuneration of Managerial personnel) Rules, 2014, and such other rules and provisions as applicable to the matters dealt in by this Policy;
- (h) "Senior Management Personnel" for this purpose shall mean employees of the company who are members of its core management team excluding Board of Directors. It would comprise all members of management one level below the executive director(s), including the functional / vertical heads.

Unless the context otherwise requires, words and expressions used in this policy and not defined herein but defined in the Act as may be amended from time to time shall have the meaning respectively assigned to them therein.

## 4. APPLICABILITY

This Policy is applicable to:

- (i) Directors viz. Executive, Non-executive and Independent
- (ii) Key Managerial Personnel
- (iii) Senior Management Personnel
- (iv) Other Employees of the Company

## 5. GENERAL

This Policy is divided in three parts:

Part-A covers the matters to be dealt with and recommended by the NRC to the Board within Scope of Policy;

Part-B covers the appointment and nomination of Directors; and

Part-C covers remuneration etc for the Directors, Key Managerial Personnel and other employees.



**PART-A****6. SCOPE**

The matters to be dealt by NRC in terms of this Policy are as follows:

- a. Formulate the criteria for determining qualifications, positive attributes and independence of a director and identify persons who are qualified to become Directors and persons who may be appointed in Key Managerial and Senior Management Personnel, recommend to Board their appointment and removal;
- b. Carry out evaluation of the performance of Directors, as well as Key Managerial and Senior Management Personnel and to provide for reward(s) linked directly to their effort, performance, dedication and achievement relating to the Company's operations;
- c. Determine remuneration based on the Company's size and financial position and trends and practices for remuneration prevailing in similar companies in the industry;

**PART-B****7. APPOINTMENT OF DIRECTORS AND SENIOR MANAGEMENT PERSONNEL**

- a. The NRC shall identify and ascertain the positive attributes, integrity, independence, qualification, expertise and experience of the person for appointment as Directors, or Senior Management Personnel and recommend to the Board his / her appointment.
- b. A person should possess adequate qualification, expertise and experience for the position he/ she is considered for appointment. The NRC has discretion to decide whether qualification, expertise and experience possessed by a person are sufficient for the concerned position.
- c. A person shall be appointed as Independent Directors subject to the compliance of provisions of section 149 of the Companies Act, 2013, read with schedule IV and rules there under.
- d. The Company shall not appoint or continue the employment of any person as MD/WTD/Manager who is below the age of twenty-one years or has attained the age of seventy years. Provided that the appointment of a person who has attained the age of seventy years may be appointed with the approval of shareholders by passing a special resolution based on the explanatory statement annexed to the notice for such motion indicating the justification for appointment of such person.

**8. TERM/TENURE**

- a. MD/ WTD/ Manager

Subject to the applicable provisions of the Act and the Memorandum and Articles of Association of the Company,

the Company shall appoint or re-appoint any person as its MD/WTD/Manager for a term of maximum five (5) consecutive years at a time. No reappointment shall be made earlier than one (1) year before the expiry of term.

- b. Independent Director

- (i) Subject to the applicable provisions of the Act, an Independent Director shall hold office for a maximum term of five (5) consecutive years on the Board of the Company with the approval of the shareholders in general meeting and will be eligible for re-appointment on passing of a special resolution by the shareholders of the Company for another term of maximum five (5) years and disclosure of such appointment be made in the Board's report.

- (ii) Any Independent Director, who has completed his two consecutive terms, shall be eligible for appointment after expiry of three (3) years of ceasing to become an Independent Director.

Provided that an Independent Director shall not, during the said period of three years, be appointed in or be associated with the Company in any other capacity, either directly or indirectly.

- (iii) The Independent Director shall not be liable to retire by rotation.

**9. DISQUALIFICATIONS FOR APPOINTMENT/REAPPOINTMENT OF DIRECTORS**

Any person who is disqualified for appointment/reappointment as a director in terms of Section 164 of the Act shall not be eligible for appointment/re-appointment, as the case may be, as a Director of a company.

**10. EVALUATION**

The NRC shall carry out evaluation of performance of every Director and a statement indicating the manner in which formal annual evaluation has been made by the Board of its own performance and that of its committees and individual directors shall be disclosed in the Board Report.

**11. REMOVAL**

The NRC may recommend, to the Board with reasons recorded in writing, removal of a Director, KMP or Senior Management Personnel subject to the provisions of the Act.

**12. RETIREMENT**

The Director, KMP and Senior Management Personnel shall retire/resign as per the applicable provisions of the Act and the prevailing HR policy of the Company. The Board will have the discretion to retain the Director, KMP, Senior Management Personnel in the same position/remuneration or otherwise even after attaining the retirement age, subject to compliance of applicable laws, for the benefit of the Company.

**PART – C**

**13. MATTERS RELATING TO THE REMUNERATION & PERQUISITES**

- a. The NRC, while deciding the remuneration/compensation/ profit-linked commission for the Directors, Key Managerial Personnel and other employees, to ensure:
- (i) That the level and composition of remuneration is reasonable and sufficient to attract, retain and motivate directors of the quality required to run the company successfully;
  - (ii) That the relationship of remuneration to performance is clear and meets appropriate performance benchmarks;
  - (iii) That the remuneration to directors, key managerial personnel and other employees including senior management officials involves a balance between fixed and incentive pay reflecting short and long term performance objectives appropriate to the working of the company and its goals;
- b. The remuneration/ compensation/ profit-linked commission, etc. to the MD/WTD/Manager, Directors and Independent Directors and increments thereto will be determined by the NRC subject to the approval of the Board, shareholders of the Company and Central Government, wherever required, in accordance with the percentage / slabs / conditions in terms of the applicable provisions of the Act.
- c. Where any insurance is taken by the Company on behalf of its Whole-time Director, Chief Executive Officer, Chief Financial Officer, the Company Secretary and any other employees for indemnifying them against any liability, the premium paid on such insurance shall not be treated as part of the remuneration payable to any such personnel.

Provided that if such person is proved to be guilty, the premium paid on such insurance shall be treated as part of the remuneration.

- d. Determination of remuneration and increments of KMP, Senior Management officials and other employees shall be effected in terms of the HR policies of the Company.

**14. REMUNERATION TO MD/WTD/MANAGER**

- a. Remuneration

Subject to Section 197 and Schedule V of the Act, the MD/ WTD/Manager will be eligible for remuneration either by way of a monthly payment or at a specified percentage of the net profits of the company or partly by one way and partly by the other with the approval of the Shareholders of the Company on the recommendation of the NRC and the Board. The break-up of the pay scale, performance bonus and quantum of perquisites including, employer's contribution to P.F., pension scheme, medical expenses,

club fees etc. shall be decided and approved by the Board on the recommendation of the NRC and shall be within the overall remuneration approved by the shareholders and Central Government, wherever required in terms of the provisions of the Act.

- b. Minimum Remuneration

If, in any financial year, the Company has no profits or its profits are inadequate, the Company shall pay remuneration to its MD/WTD/Manager in accordance with the Act and if it is not able to comply with such provisions, then with the previous approval of the Central Government.

- c. Provisions for excess remuneration

If any MD/WTD/Manager draws or receives, directly or indirectly by way of remuneration any such sums in excess of the limits prescribed under the Act or without the prior sanction of the Central Government, where required, he / she shall refund such sums to the Company and until such sum is refunded, hold it in trust for the Company. The Company shall not waive recovery of such sum refundable to it unless permitted by the Central Government.

**15. REMUNERATION TO NON-EXECUTIVE/INDEPENDENT DIRECTOR**

- a. Sitting Fees

The Non-executive Directors of the Company, whether Independent or not, may be paid sitting fees within maximum limit prescribed by the Act from time to time for attending meetings of the Board or Committees thereof. The quantum of sitting fees will be determined as per the recommendation of NRC and approved by the Board of Directors of the Company. The Company may make arrangement or reimburse the expenses incurred by the Non Executive/ Independent Director(s) for travelling, boarding and lodging for participation in the Board or Committee meetings.

- b. Commission

The Board, on recommendation of NRC, may consider the payment of profit based commission to the Non-Executive/ Independent Directors and such commission may be paid within the prescribed limits and subject to the Board approvals in terms of the provisions of Act from time to time. The net profits for the purposes of calculation of commission shall be computed in the manner referred to in Section 198 of Act.

- c. Stock Options

Pursuant to the provisions of the Act, an Independent Director shall not be entitled to any stock option of the Company. The officers or other employees of the Company

and its subsidiaries will be granted stock options in terms of the Company Employees Stock Option policy subject to special resolution passed by company and such other conditions as may be prescribed by the Act.

#### 16. REMUNERATION TO KMP, SENIOR MANAGEMENT PERSONNEL AND OTHER EMPLOYEES

- a. The KMP, Senior Management Personnel and other employees of the Company shall be paid monthly remuneration, salary advance and loans etc. as per the Company's HR policies and / or as approved by the NRC. The break-up of the pay scale and quantum of perquisites including employer's contribution to P.F., pension scheme, medical expenses, club fees, etc. shall be as per the Company's HR policies.
- b. As and when required by the NRC, a presentation shall be given by the HR Head detailing the performance bonus payouts as well as the proposed increments in any financial year. The NRC shall peruse and give its suggestions, if any, on the process for giving increments and performance bonus payouts for implementation by the Company.
- c. This Policy shall apply to all future/continuing employment/ engagement(s) with the Company. In other respects, the Policy shall be of guidance for the Board. Any departure from the Policy shall be recorded and reasoned in the NRC and Board meeting minutes.
- d. The remuneration for KMP and Senior Managerial Personnel of the Company shall be approved by the NRC based on the recommendation of the Chairman & Managing Director and for other employees based on the recommendation of the HR Head in consultation with the Heads of various Department/ Hotels of the Company. In case any of the relevant regulations require

that remuneration of KMPs or any other officer is to be specifically approved by the NRC and/or the Board of Directors/Shareholders, then such approval will be accordingly obtained.

#### 17. DISSEMINATION

The key features of the Policy shall be published on Company's website and accordingly will also be disclosed in the Annual Report as part of Board's report therein.

#### 18. MISCELLANEOUS

- a. The NRC or the Board may review the Policy as and when it deems necessary.
- b. The NRC may issue the guidelines, procedures, formats, reporting mechanism for better implementation of this Policy, wherever it thinks necessary.
- c. This Policy may be amended or substituted, in whole or in part, by the NRC or Board.
- d. In case of any statutory change not being consistent with the provisions laid down under this Policy, then such change shall prevail upon the provisions hereunder and this Policy shall stand amended accordingly from the effective date as laid down under such statutory change to the Act and the Compliance Officer of the Company shall ensure that such amendment is disseminated on the website of the Company, wherever required.

For & On behalf of the Board of Directors of  
**Lemon Tree Hotels Limited**

**Patanjali Govind Keswani**  
Chairman & Managing Director  
DIN:00002974

DATE:15.06.2021  
PLACE: NEW DELHI

## ANNUAL REPORT ON CORPORATE SOCIAL RESPONSIBILITY (CSR) ACTIVITIES

1. A brief outline of the company's CSR policy: The CSR policy was formulated in terms of provision of Section 135(4) of the Companies Act, 2013 read with Rule 6 of the Companies (Corporate Social Responsibility Policy) Rules, 2014, which has also been approved by the Board in its meeting held on June 17, 2015 and amended on June 15, 2021. As per CSR policy the Company shall undertake any CSR activities/projects/programs in the areas as specified in Schedule VII of the Act as amended from time to time.

2. The Composition of the CSR Committee and its meetings held during the year:

| Sl. No. | Name of Director                             | Designation / Nature of Directorship | Number of meetings of CSR Committee held during the year | Number of meetings of CSR Committee attended during the year |
|---------|--|--------------------------------------|--|--|
| 1       | Mr. Paramartha Saikia<br>(Chairman & Member) | Non-Executive Independent Director   | 1  | 1  |
| 2       | Mr. Patanjali Govind Keswani<br>(Member)     | Chairman and Managing Director       | 1  | 1  |
| 3       | Mr. Aditya Madhav Keswani<br>(Member)        | Non- Executive Director              | 1  | 1  |
| 4       | Mrs. Freyan Jamshed Desai<br>(Member)        | Non-Executive Independent Director   | 1  | 1  |

3. Provide the web-link where Composition of CSR committee, CSR Policy and CSR projects approved by the board are disclosed on the website of the company: **The Composition of CSR committee, CSR Policy and CSR projects if any, approved by the board are available in the Investors Relation Section at [www.lemontreehotels.com](http://www.lemontreehotels.com).**
4. Provide the details of Impact assessment of CSR projects carried out in pursuance of sub-rule (3) of rule 8 of the Companies (Corporate Social Responsibility Policy) Rules, 2014, if applicable: **Not Applicable**
5. Details of the amount available for set off in pursuance of sub-rule (3) of rule 7 of the Companies (Corporate Social Responsibility Policy) Rules, 2014 and amount required for set off for the financial year, if any: **Not available**

| Sl. No. | Financial Year | Amount available for set-off from preceding financial years (in ₹) | Amount required to be set-off for the financial year, if any (in ₹) |
|---------|----------------|--|---|
|         |                | NIL  |   |

6. Average net profit of the company as per section 135(5): ₹ 36.92 Cr
7. (a) Two percent of average net profit of the company as per section 135(5): ₹ 73.84 Lakhs
- (b) Surplus arising out of the CSR projects or programmes or activities of the previous financial years: **NA**
- (c) Amount required to be set off for the financial year, if any: **NA**
- (d) Total CSR obligation for the financial year (7a+7b-7c): ₹ 73.84 Lakhs

## 8. (a) CSR amount spent or unspent for the financial year:

| Total Amount Spent for the Financial Year. (in ₹)   |           |                  |                  |                       |
|---|-----------|------------------|------------------|-----------------------|
| Total Amount transferred to Unspent CSR Account as per section 135(6)                               | Amount    | Date of transfer | Name of the Fund | Amount Unspent (in ₹) |
| Amount transferred to any fund specified under Schedule VII as per second proviso to section 135(5) | 73,85,000 | Nil              | NA               | Nil                   |
|   |           |                  | NA               | NA                    |
|   |           |                  | NA               | NA                    |

## (b) Details of CSR amount spent against ongoing projects for the financial year: NA

| (1)                     | (2)                  | (3)   | (4)                 | (5)                     | (6)              | (7)                                      | (8)  | (9)   | (10)                                      | (11)   |
|-------------------------|----------------------|---|---------------------|-------------------------|------------------|--|--|---|---|--|
| Sl. No. of the Project. | Name of the Project. | Item from the list of activities in Schedule VII to the Act | Local area (Yes/No) | Location of the project | Project duration | Amount allocated for the project (in ₹). | Amount spent in the current financial Year (in ₹). | Amount transferred to Unspent CSR Account for the project as per Section 135(6) (in ₹). | Mode of Implementation - Direct (Yes/No). | Mode of Implementation - Through Implementing Agency |
|                         |                      |   |                     |                         |                  |  |  |   |   |  |
|                         |                      |   |                     |                         |                  |  |  |   |   |  |

| State | District | Name | CSR Registration number. |
|-------|----------|------|--------------------------|
|       |          |      |                          |
|       |          |      |                          |

## (c) Details of CSR amount spent against other than ongoing projects for the financial year:

| (1)     | (2)  | (3)   | (4)                 | (5)                     | (6)                                 | (7)                                       | (8)   |
|---------|--|---|---------------------|-------------------------|-------------------------------------|---|---|
| Sl. No. | Name of the Project                                | Item from the list of activities in schedule VII to the Act | Local area (Yes/No) | Location of the project | Amount spent for the project (in ₹) | Mode of implementation - Direct (Yes/No). | Mode of implementation - Through implementing agency          |
|         |  |   |                     |                         |                                     |   |   |
| 1.      | Special Needs Centre                               | (vi) employment enhancing vocational skills                 | Yes                 | Uttarakhand   Dehradun  | 5,00,000                            | No  | Aasraa Trust CSR00000096                                      |
| 2.      | Life Skills Programme for Adults with Disabilities | (vii) employment enhancing vocational skills                | Yes                 | Delhi, all districts    | 5,00,000                            | No  | Action for Ability Development & Inclusion (AADI) CSR00001949 |

| (1)     | (2)   | (3)   | (4)                 | (5)  | (6)                                 | (7)                                       | (8)  |
|---------|---|---|---------------------|--|-------------------------------------|---|--|
| Sl. No. | Name of the Project   | Item from the list of activities in schedule VII to the Act | Local area (Yes/No) | Location of the project  | Amount spent for the project (in ₹) | Mode of implementation - Direct (Yes/No). | Mode of implementation - Through implementing agency       |
|         |   |   |                     | State District   |                                     |   | Name CSR registration number                               |
| 3.      | 1. Workplace at Ananda, Gurugram  | (vii) employment enhancing vocational skills                | No                  | Haryana   Gurugram   | 7,77,500                            | No  | Action for Autism<br>CSR00001344                           |
|         | 2. Work and Employment Program at Jasola  |   |                     | Delhi   South East   | 7,77,500                            |   |  |
| 4.      | Training and Self-employment of Persons with High Support needs (intellectual & developmental disability) | (vii) employment enhancing vocational skills                | Yes                 | Delhi   South West   | 15,55,000                           | No  | Muskaan-PAEPID<br>CSR00005862                              |
| 5.      | Mainstreaming deaf youth through skill development and livelihoods  | (vii) employment enhancing vocational skills                | No                  | Uttar Pradesh   Gautam Budh Nagar<br>Delhi   all districts     | 15,55,000                           | No  | Noida Deaf Society<br>CSR00000396                          |
| 6.      | Employability skills training program for Speech and Hearing Impaired                                     | (vii) employment enhancing vocational skills                | No                  | New Delhi   West<br>MP, Rajasthan, Bihar                       | 15,55,000                           | No  | Sai Swayam Society For The Hearing Impaired<br>CSR00000290 |
| 7.      | Sarthak JEET Program for Persons with Disabilities  | (vii) employment enhancing vocational skills                | No                  | Delhi NCR, Telangana, Maharashtra   Ghaziabad, Hyderabad, Pune | 1,65,000                            | No  | Sarthak Educational Trust<br>CSR00001093                   |

(d) Amount spent in Administrative Overheads: Nil

(e) Amount spent on Impact Assessment, if applicable: Not Applicable

(f) Total amount spent for the Financial Year (8b+8c+8d+8e): ₹ 73,85,000

(g) Excess amount for set off, if any

| Sl. No. | Name of Director  | Amount (in ₹) |
|---------|---|---------------|
| (i)     | Two percent of average net profit of the company as per section 135(5)                                      | 73,83,851     |
| (ii)    | Total amount spent for the Financial Year   | 73,85,000     |
| (iii)   | Excess amount spent for the financial year [(ii)-(i)]   | 1,149         |
| (iv)    | Surplus arising out of the CSR projects or programmes or activities of the previous financial years, if any | -             |
| (v)     | Amount available for set off in succeeding financial years [(iii)-(iv)]                                     | -             |

9. (a) Details of Unspent CSR amount for the preceding three financial years: NA

| Sl. No. | Preceding Financial Year | Amount transferred to Unspent CSR Account under section 135 (6) (in ₹) | Amount spent in the reporting Financial Year (in ₹) | Amount transferred to any fund specified under Schedule VII as per section 135(6), if any. |               |                  | Amount remaining to be spent in succeeding financial years. (in ₹) |
|---------|--------------------------|--|---|--|---------------|------------------|--|
|         |                          |  |   | Name of the Fund   | Amount (in ₹) | Date of transfer |  |
| NIL     |                          |  |   |  |               |                  |  |

(b) Details of CSR amount spent in the financial year for ongoing projects of the preceding financial year(s): NA

| (1)     | (2)         | (3)                 | (4)   | (5)              | (6)   | (7)  | (8)  | (9)  |
|---------|-------------|---------------------|---|------------------|---|--|--|--|
| Sl. No. | Project ID. | Name of the Project | Financial Year in which the project was commenced | Project duration | Total amount allocated for the project (in ₹) | Amount spent on the project in the reporting Financial Year (in ₹) | Cumulative amount spent at the end of reporting Financial Year. (in ₹) | Status of the project - Completed / Ongoing. |
| N.A     |             |                     |   |                  |   |  |  |  |

10. In case of creation or acquisition of capital asset, furnish the details relating to the asset so created or acquired through CSR spent in the financial year(asset-wise details). **Not Applicable**

(a) Date of creation or acquisition of the capital asset(s).

(b) Amount of CSR spent for creation or acquisition of capital asset.

(c) Details of the entity or public authority or beneficiary under whose name such capital asset is registered, their address etc.

(d) Provide details of the capital asset(s) created or acquired (including complete address and location of the capital asset).

11. Specify the reason(s), if the company has failed to spend two per cent of the average net profit as per section 135(5):. Not Applicable

For & On behalf of the Board of Directors of  
Lemon Tree Hotels Limited

DATE: 15.06.2021  
PLACE: NEW DELHI

Patanjali Govind Keswani  
Chairman & Managing Director  
DIN:00002974

Paramartha Saikia  
Chairman-CSR Committee  
DIN:07145770

# STATEMENT CONTAINING SALIENT FEATURES OF THE FINANCIAL STATEMENT OF SUBSIDIARIES/ASSOCIATE COMPANIES/JOINT VENTURES

[Form AOC-1: Pursuant to first proviso to sub-section (3) of Section 129 of Companies Act, 2013 read with Rule 5 of Companies (Accounts) Rules, 2014

## Part "A": Subsidiaries

(₹ In Lakhs)

| 1  | Sl. No.  | 1                    | 2                     | 3                        | 4                          | 5                                  | 6                       | 7                               | 8                           | 9                             | 10                             |
|----|--|----------------------|-----------------------|--------------------------|----------------------------|------------------------------------|-------------------------|---------------------------------|-----------------------------|-------------------------------|--------------------------------|
| 2  | Name of the Subsidiary   | Fleur Hotels P. Ltd. | Canary Hotels P. Ltd. | Carnation Hotels P. Ltd. | Dandelion Hotels P. Ltd. * | Lemon Tree Hotel Company P. Ltd. * | Manakin Resorts P. Ltd. | Oriole Dr. Fresh Hotels P. Ltd. | Sukhsagar Complexes P. Ltd. | PSK Resorts & Hotels P. Ltd.* | Red Fox Hotel Company P.Ltd. * |
| 3  | Date since when subsidiary was acquired  | 25.09.2009           | 18.05.2012            | 18.01.2007               | 19.07.2007                 | 24.01.2007                         | 13.02.2009              | 10.01.2013                      | 10.01.2013                  | 13.02.2009                    | 10.01.2013                     |
| 4  | Reporting period for the subsidiary concerned, if different from the holding company's reporting period                      | N.A.                 | N.A.                  | N.A.                     | N.A.                       | N.A.                               | N.A.                    | N.A.                            | N.A.                        | N.A.                          | N.A.                           |
| 5  | Reporting currency and Exchange rate as on the last date of the relevant Financial year in the case of foreign subsidiaries. | N.A.                 | N.A.                  | N.A.                     | N.A.                       | N.A.                               | N.A.                    | N.A.                            | N.A.                        | N.A.                          | N.A.                           |
| 6  | Share Capital#   | 8,289.77             | 3,609.45              | 9.35                     | 1.15                       | 3.50                               | 571.43                  | 370.00                          | 1,019.50                    | 118.69                        | 3.00                           |
| 7  | Reserves & surplus##   | 156,336.13           | (1,606.86)            | 701.79                   | 249.63                     | (3.46)                             | 898.94                  | 1,547.69                        | 256.94                      | 2,219.95                      | (3.15)                         |
| 8  | Total Assets   | 280,335.42           | 4,776.60              | 2,866.29                 | 260.04                     | 0.27                               | 1,543.52                | 4,549.60                        | 5,156.51                    | 2,341.88                      | 0.19                           |
| 9  | Total Liabilities  | 1,15,709.52          | 2,774.01              | 2,155.15                 | 9.26                       | 0.23                               | 73.15                   | 2,631.91                        | 3,880.07                    | 3.25                          | 0.34                           |
| 10 | Investments**  | -                    | -                     | -                        | -                          | -                                  | -                       | -                               | -                           | -                             | -                              |
| 11 | Turnover   | 11,170.14            | 399.60                | 456.04                   | -                          | -                                  | -                       | 194.87                          | 388.22                      | -                             | -                              |
| 12 | Profit before taxation/ (Loss)   | (10,404.23)          | (291.36)              | (269.91)                 | (0.44)                     | (0.29)                             | (14.99)                 | (338.72)                        | (275.75)                    | (0.43)                        | (0.39)                         |
| 13 | Provision for taxation   | 24.00                | -                     | (65.73)                  | -                          | -                                  | 6.98                    | -                               | -                           | -                             | -                              |
| 14 | Profit after taxation/ (Loss)  | (10,428.23)          | (291.36)              | (204.18)                 | (0.44)                     | (0.29)                             | (21.96)                 | (338.72)                        | (275.75)                    | (0.43)                        | (0.39)                         |
| 15 | Proposed Dividend  | -                    | -                     | -                        | -                          | -                                  | -                       | -                               | -                           | -                             | -                              |
| 16 | % of shareholding***   | 58.91%               | 100%                  | 74.90%                   | 100%                       | 100%                               | 100%                    | 100%                            | 100%                        | 100%                          | 100%                           |



₹ In Lakhs)

| 1  | Sl. No.  | 11  | 12                                   | 13                               | 14                                 | 15                       | 16                            | 17                    | 18                             | 19                   | 20                     |
|----|--|---|--------------------------------------|----------------------------------|------------------------------------|--------------------------|-------------------------------|-----------------------|--------------------------------|----------------------|------------------------|
| 2  | Name of the Subsidiary   | Grey Fox Project Management Company P. Ltd. | Valerian Management Services P. Ltd. | Hamstede Living Private Limited* | Poplar Homestead Holdings P. Ltd.* | Jessamine Stays P. Ltd.* | Madder Stays Private Limited* | Celsia Hotels P. Ltd. | Inovoa Hotels And Resorts Ltd. | Iora Hotels P. Ltd.* | Ophrys Hotels P. Ltd.* |
| 3  | Date since when subsidiary was acquired  | 28.09.2012                                  | 16.09.2013                           | 31.03.2021                       | 29.11.2018                         | 28.11.2018               | 28.11.2018                    | 29.03.2012            | 16.08.2013                     | 14.11.2013           | 10.01.2014             |
| 4  | Reporting period for the subsidiary concerned, if different from the holding company's reporting period                      | N.A.  | N.A.                                 | N.A.                             | N.A.                               | N.A.                     | N.A.                          | N.A.                  | N.A.                           | N.A.                 | N.A.                   |
| 5  | Reporting currency and Exchange rate as on the last date of the relevant Financial year in the case of foreign subsidiaries. | N.A.  | N.A.                                 | N.A.                             | N.A.                               | N.A.                     | N.A.                          | N.A.                  | N.A.                           | N.A.                 | N.A.                   |
| 6  | Share Capital#   | 455.01                                      | 1.00                                 | 2,950.00                         | 1.00                               | 1.00                     | 1.00                          | 3.53                  | 3,828.00                       | 1,601.19             | 2.50                   |
| 7  | Reserves & surplus##   | (256.59)                                    | (303.63)                             | (2,657.04)                       | (0.59)                             | (0.58)                   | (0.58)                        | 6,486.33              | (2,054.15)                     | 30,009.15            | (3.13)                 |
| 8  | Total Assets   | 435.60                                      | 15.56                                | 392.23                           | 0.71                               | 0.73                     | 0.72                          | 11,671.97             | 5,688.72                       | 41,062.97            | 1.60                   |
| 9  | Total Liabilities  | 237.18                                      | 318.20                               | 99.27                            | 0.30                               | 0.31                     | 0.30                          | 5,182.11              | 3,914.87                       | 9,452.63             | 2.24                   |
| 10 | Investments**  | -   | -                                    | -                                | -                                  | -                        | -                             | -                     | -                              | -                    | -                      |
| 11 | Turnover   | 20.70                                       | 18.13                                | -                                | -                                  | -                        | -                             | 762.75                | 487.94                         | -                    | -                      |
| 12 | Profit before taxation/ (Loss)###  | (56.56)                                     | (29.80)                              | (1,033.80)                       | (0.28)                             | (0.28)                   | (0.28)                        | (313.02)              | (389.77)                       | (47.88)              | (0.41)                 |
| 13 | Provision for taxation   | -   | -                                    | 5.50                             | -                                  | -                        | -                             | (67.72)               | -                              | 1.04                 | -                      |
| 14 | Profit after taxation/ (Loss)  | (56.56)                                     | (29.80)                              | (1,039.30)                       | (0.28)                             | (0.28)                   | (0.28)                        | (245.30)              | (389.77)                       | (48.92)              | (0.41)                 |
| 15 | Proposed Dividend  | -   | -                                    | -                                | -                                  | -                        | -                             | -                     | -                              | -                    | -                      |
| 16 | % of shareholding***   | 100%  | 100%                                 | 97.50%                           | 100%                               | 100%                     | 100%                          | 58.91%                | 58.91%                         | 58.91%               | 58.91%                 |

(₹ In Lakhs)

| 1  | Sl. No.  | 21                      | 22                      | 23                               |
|----|--|-------------------------|-------------------------|----------------------------------|
| 2  | Name of the Subsidiary   | Hyacinth Hotels P. Ltd. | Bandhav Resorts Pvt Ltd | Berggruen Hotels Private Limited |
| 3  | Date since when subsidiary was acquired  | 19.07.2007              | 13.05.2016              | 01.11.2019                       |
| 4  | Reporting period for the subsidiary concerned, if different from the holding company's reporting period                      | N.A.                    | N.A.                    | N.A.                             |
| 5  | Reporting currency and Exchange rate as on the last date of the relevant Financial year in the case of foreign subsidiaries. | N.A.                    | N.A.                    | N.A.                             |
| 6  | Share Capital#   | 82.10                   | 131.11                  | 5,455.16                         |
| 7  | Reserves & surplus##   | 1278.60                 | 1,295.02                | 27,695.94                        |
| 8  | Total Assets   | 25,745.82               | 1,531.01                | 49,539.99                        |
| 9  | Total Liabilities  | 24,385.12               | 104.88                  | 9,792.86                         |
| 10 | Investments**  | -                       | -                       | -                                |
| 11 | Turnover   | 2,580.10                | 145.04                  | 2,433.90                         |
| 12 | Profit before taxation/ (Loss)###  | (1,456.62)              | (29.98)                 | (2,560.32)                       |
| 13 | Provision for taxation   | -                       | -                       | (1854.05)                        |
| 14 | Profit after taxation/ (Loss)  | (1456.62)               | (29.98)                 | (706.27)                         |
| 15 | Proposed Dividend  | -                       | -                       | -                                |
| 16 | % of shareholding***   | 58.91%                  | 58.91%                  | 58.91%                           |

## Notes:

\* Subsidiaries which are yet to commence operations.

\*\* Investments except investments in subsidiaries.

\*\*\* % of shareholding covers both direct and indirect shareholding in the subsidiaries.

# Includes only equity share capital

## includes other equity

###excludes other comprehensive income

## Part "B": Associates and Joint Ventures

Statement pursuant to Section 129(3) of the Companies Act, 2013 related to Associate Companies and Joint ventures

| Sl. No. | Name of the Associate/Joint Ventures                                       | 1   | 2   | 3   |
|---------|--|---|---|---|
|         |  | Mind Leaders Learning India Private Limited | Pelican Facilities Management Pvt. Ltd                                      | Glendale Marketing Services Private Limited                                   |
| 1       | Last audited Balance Sheet Date  | 31.03.2021                                  | 31.03.2021  | 31.03.2021  |
| 2       | Date on which the Associate or Joint Venture was associated or acquired    | 06.06.2017                                  | 20.06.2017  | 10.12.2019  |
| 3       | Shares of Associate held by the Company at year end: (Number)              |   |   |   |
|         | Amount of investment in Associate  | INR 3.40 Lakhs                              | -   | -   |
|         | Total number of shares   | 3,40,000 Equity Shares                      | -   | -   |
|         | Extent of holding %  | 36.56%                                      | -   |   |
| 4       | Description of how there is significant influence                          | Due to percentage of shareholding           | Being 100% subsidiary of our associate Mind Leaders Learning India Pvt. Ltd | Being 100% subsidiary of our associate Pelican Facilities Management Pvt. Ltd |
| 5       | Reason why the associate/joint venture is not consolidated                 | N.A   | N.A   | N.A   |
| 6       | Net worth attributable to shareholding as per latest audited balance sheet | 720.19                                      | N.A   | N.A   |
|         | Profit for the year(Consolidated)  |   |   |   |
|         | Considered in consolidation  | 88.30                                       | N.A   | N.A   |
|         | Not considered in consolidation  | N.A   | N.A   | N.A   |

For & On behalf of the Board of Directors of  
**Lemon Tree Hotels Limited****Patanjali Govind Keswani**  
Chairman & Managing Director  
DIN:00002974**Kapil Sharma**  
Chief Financial Officer**Nikhil Sethi**  
Group Company Secretary & GM Legal  
Mem No.:A18883DATE:15.06.2021  
PLACE: NEW DELHI

# CORPORATE GOVERNANCE REPORT

## INTRODUCTION

The Company believes in best corporate governance practice. In compliance, with Regulation 34 read with Schedule V of the SEBI (Listing Obligations and Disclosure Requirements) Regulations, 2015, the report containing the details of Corporate Governance of Lemon Tree Hotels Limited ("the Company") is as follows:

## COMPANY'S PHILOSOPHY ON CORPORATE GOVERNANCE

Your Company's corporate governance philosophy revolved around fair and transparent governance and disclosure practices in line with the principles of Good Corporate Governance. This philosophy is backed by principles of concerns, commitment, Ethics, Excellence and learning in all its acts and relationships with stakeholders, clients, associates and Community at Large. The Company believes that good Corporate Governance is a continuous process and strives to improve the Corporate Governance Practices to meet shareholder's expectations. The business is governed and

supervised by a strong Board of Directors and together with the management they are committed to uphold the principles of excellence across all activities.

The Company is compliant with the latest provisions of the SEBI (Listing Obligations and Disclosure Requirements) Regulations, 2015 ("SEBI (LODR) Regulations") as amended from time to time.

## BOARD OF DIRECTORS

### COMPOSITION OF THE BOARD

The Company is managed and controlled through a professional body of Board of Directors ("the Board") which comprises of optimum combination of Executive and Non-Executive / Independent Directors headed by the Executive Chairman. As on March 31, 2021, the Company's Board consists of 11 Directors, 7 of which were Independent Directors including one Women Director. The composition of the Board satisfies the conditions of the SEBI (LODR) Regulations.

| Sl. No. | Name of the Director           | Category   |
|---------|--------------------------------|--|
| 1       | Mr. Patanjali Govind Keswani   | Chairman & Managing Director (Promoter Director) |
| 2       | Mr. Aditya Madhav Keswani      | Non-Executive Director (Promoter Director)       |
| 3       | Mr. Rattan Keswani             | Deputy Managing Director (Executive Director)    |
| 4       | Mr. Willem Albertus Hazeleger  | Non-Executive Director                           |
| 5       | Mr. Ashish Kumar Guha          | Non-Executive Independent Director               |
| 6       | Mr. Arvind Singhanian          | Non-Executive Independent Director               |
| 7       | Mr. Pradeep Mathur             | Non-Executive Independent Director               |
| 8       | Dr. Arindam Kumar Bhattacharya | Non-Executive Independent Director               |
| 9       | Mr. Paramartha Saikia          | Non-Executive Independent Director               |
| 10      | Mr. Niten Malhan*              | Non-Executive Independent Director               |
| 11      | Ms. Freyan Jamshed Desai       | Non-Executive Independent Director               |

\* Appointed as an Additional Director in the capacity of Independent Director w.e.f November 6, 2020.

Note:

1. Mr. Patanjali Govind Keswani is the father of Mr. Aditya Madhav Keswani. There are no other inter-se relationships amongst the Board members.

## BOARD MEETINGS

During the year under review, the Board of the Company met 5 times on May 29, 2020, August 6, 2020, November 6, 2020, February 9, 2021 and March 30, 2021. The maximum gap between any two Board meetings was less than four months. All Board Meetings during the year under review are held through Video Conferencing and deemed venue of the meetings is Registered & Corporate Office of the Company at Asset No.6, Aerocity Hospitality District, New Delhi-110037, India.

The agenda papers and detailed notes are circulated to the Board well in advance of every meeting except one meeting which was

held at shorter notice. Where it is not practicable to attach any document to the agenda, then same are placed before the Board at the meeting and in special circumstances, additional items on the agenda are taken up at the meeting. The conduct of the Board meetings is in compliance with the applicable provisions of the Companies Act, 2013 ("Act") and Secretarial Standards on meetings of the Board of Directors issued by Institute of Company Secretaries of India. In case of business exigencies or urgency of matters, resolutions are passed by circulation and same were placed before the Board in the next meeting.

The Company also provides facility to the Directors to attend meetings of the Board and its committees through Video conferencing, as and when required, to enable their participation.

## DIRECTORS' ATTENDANCE RECORD AND DIRECTORSHIPS/ COMMITTEE MEMBERSHIP

Details of other Directorship and Chairmanship /Membership of Committees of each Director and Attendance of Directors at Board Meetings during the year, last Annual General Meeting:

| Name of the Director           | Category   | No. of Board Level Committee Memberships / Chairmanships in other Indian Public Companies |              | Attendance Particulars   |          |                        | No of Directorships (2) | Name of other Listed Entities in which they are director along with category     |
|--------------------------------|--|---|--------------|--------------------------|----------|------------------------|-------------------------|--|
|                                |  | Member (1)  | Chairman (1) | No. of Board Meetings    |          | Attendance at last AGM |                         |  |
|                                |  |   |              | Held/ entitled to attend | Attended | Attended               |                         |  |
| Mr. Patanjali Govind Keswani   | Promoter/ Executive Chairman & Managing Director | 1   | 0            | 5                        | 5        | Yes                    | 8                       | Nil  |
| Mr. Rattan Keswani             | Executive/ Deputy Managing Director              | 1   | 0            | 5                        | 5        | Yes                    | 3                       | Nil  |
| Mr. Aditya Madhav Keswani      | Promoter/ Non- Executive Director                | 0   | 0            | 5                        | 4        | Yes                    | 4                       | Nil  |
| Mr. Willem Albertus Hazeleger  | Non-Executive Director                           | 0   | 0            | 5                        | 5        | No                     | 1                       | Nil  |
| Mr. Niten Malhan*              | Non-Executive Independent Director               | 3   | 0            | 3                        | 3        | NA                     | 4                       | Max Ventures and Industries Limited and Max India Limited (Independent Director) |
| Mr. Ashish Kumar Guha          | Non-Executive Independent Director               | 2   | 1            | 5                        | 5        | Yes                    | 2                       | Nil  |
| Mr. Arvind Singhania           | Non-Executive Independent Director               | 1   | 0            | 5                        | 3        | No                     | 4                       | Ester Industries Ltd (Managing Director)   |
| Mr. Pradeep Mathur             | Non-Executive Independent Director               | 2   | 1            | 5                        | 5        | Yes                    | 3                       | Nil  |
| Dr. Arindam Kumar Bhattacharya | Non-Executive Independent Director               | 2   | 0            | 5                        | 5        | Yes                    | 2                       | Nil  |
| Mr. Paramartha Saikia          | Non-Executive Independent Director               | 2   | 0            | 5                        | 5        | Yes                    | 8                       | Salora International Limited (Independent Director)                              |
| Ms. Freyan Jamshed Desai       | Non-Executive Independent Director               | 2   | 1            | 5                        | 5        | Yes                    | 1                       | Nil  |

\* Appointed as an additional Independent Director w.e.f November 6, 2020.

Notes:

- (1) The Directorships held by Directors as mentioned above (includes Lemon Tree Hotels Limited) does not include alternate directorships and directorships in foreign companies, companies registered under Section 8 of the Companies Act, 2013 and Private Limited Companies.
- (2) None of the Directors of the Company hold Directorships in more than 20 (Twenty) Companies or more than 10 (Ten) public companies whether listed or not. Necessary disclosures regarding Directorship positions in other companies as on March 31, 2021 have been made by the Directors.

- (3) None of the Directors on the Board is a member of more than 10 (Ten) committees or Chairman of more than 5 (Five) committees (as specified in Regulation 26 of the SEBI (LODR) Regulations across all public limited companies, whether listed or not, in which he is a Director.
- (4) The Independence of a Director is determined by the criteria stipulated under Regulation 16(1)(b) of SEBI (LODR) Regulations, Section 149(6) of the Companies Act, 2013 and rules made thereunder.
- (5) In accordance with the SEBI (LODR) Regulations, Memberships / Chairmanships of only Audit Committee and Stakeholders Relationship Committee / Shareholders'/ Investors' Grievance Committee of all public limited Companies (including Lemon Tree Hotels Limited) have been considered.
- (6) Includes Attendance, if any, through Video Conferencing facilities, provided to the directors to facilitate participation in the meetings.
- (7) During the year, Mr. Anish Kumar Saraf and Mr. Ravi Kant Jaipuria have resigned from the Company w.e.f. May 29 2020 and March 23, 2021 respectively.

#### INDEPENDENT DIRECTORS

Mr. Ashish Kumar Guha, Mr. Pradeep Mathur, Dr. Arindam Kumar Bhattacharya, Mr. Paramartha Saikia, Ms. Freyan Jamshed Desai, Mr. Arvind Singhania and Mr. Niten Malhan were the Independent Directors of the Company as on March 31, 2021.

During the Financial Year under review, Mr. Niten Malhan has been appointed as Additional Independent Director w.e.f. November 6, 2020.

Terms and conditions of appointment of Independent Directors have been disclosed on the website of the Company.

None of the Independent Directors neither serve in more than 7 (seven) listed companies nor any Independent Director who is a Whole Time Director in any other Company serves as Independent Director in more than 3 (three) listed companies.

All the Independent Directors has given necessary declarations in terms of Section 149(7) of the Act and SEBI (LODR) Regulations that they meet the criteria of independence as laid down under Section 149(6) of the Act and SEBI (LODR) Regulations and your Board hereby confirms that the Independent Directors fulfill the conditions specified in these regulations and are independent of the management.

#### INDEPENDENT DIRECTORS MEETING

A separate meeting of the Independent Director's was held on June 15, 2021 without the presence of Executive Directors or non-independent Directors and members of the management.

The Independent Directors in the said meeting had, interalia:

- i. reviewed the performance of non-independent directors and the Board as a whole;
- ii. reviewed the performance of the Chairperson of the Company, taking into account the views of executive directors and non-executive directors;
- iii. assessed the quality, quantity and timeliness of flow of information between the Company management and the Board that is necessary for the Board to effectively and reasonably perform their duties.

The Company does not have any pecuniary relationship with any non-executive or independent director except for payment of sitting fees to Independent Director for attending the Board and committee meetings.

#### Familiarization Programme for Independent Directors

Your Company follows an orientation and familiarization programmes through reports/codes/internal policies/presentations to enable them to understand their roles and responsibilities, nature of the industry in which the Company operated, business model of the Company, it's strategic and operating plans. The Code of conduct for the Director's, the code of conduct to Regulate, Monitor and Report trading by insiders, the Code of practices and procedure for fair disclosure of Unpublished Price Sensitive Information and various other policies are also shared with them, from time to time. Further, during the year, presentations were also made from time to time at the Board and its committee meetings, on regular intervals, covering the business and financial performance of the Company, business outlook and budget, expansion plans, succession plans etc.

The details of the familiarization programme for the Independent Directors are available on the website of the Company at [https://www.lemontreehotels.com/factsheet/Policies/Details\\_of\\_Familiarisation\\_Programme.pdf](https://www.lemontreehotels.com/factsheet/Policies/Details_of_Familiarisation_Programme.pdf)

#### MATRIX SETTING OUT THE SKILLS/EXPERTISE/COMPETENCE OF THE BOARD OF DIRECTORS

The Board of Directors has identified the following skills/ expertise/competencies fundamental for the effective functioning of the Company which are currently available with the Board:

|                       |  |
|-----------------------|--|
| Business              | Understanding of business dynamics, across various geographical markets, industry verticals and regulatory jurisdictions.  |
| Leadership            | Extended Leadership experience for a significant enterprise, resulting in a practical understanding of organizations, processes, strategic planning and risk management. Demonstrated strengths in developing talent, planning succession and driving change and long term growth.   |
| Strategy and Planning | Appreciation of long-term trends, strategic choices and experience in guiding and leading management teams to make decisions in uncertain environments.  |
| Governance            | Experience in developing governance practices, serving the best interests of all stakeholders, maintaining board and management accountability, building longterm effective stakeholder engagements and driving corporate ethics and values.   |
| Financial             | Leadership of a financial firm or management of the finance function of an enterprise, resulting in proficiency in complex financial management, capital allocation and financial reporting processes or experience in actively supervising a principle financial officer, principle accounting officer, controller, public accountant, auditor or person performing similar function. |
| Sales & Marketing     | Experience in developing strategies to grow sales and market share, build awareness and equity and enhance enterprise reputation.  |

In terms of requirement of Listing Regulations, the Board has identified the following core skills / expertise /competencies of the Directors in the context of the Company's business for effective functioning as given below:

| Name of the Director           | Business | Leadership | Strategy and Planning | Governance | Financial | Sales & Marketing |
|--------------------------------|----------|------------|-----------------------|------------|-----------|-------------------|
| Mr. Patanjali Govind Keswani   | ✓        | ✓          | ✓                     | ✓          | ✓         | ✓                 |
| Mr. Rattan Keswani             | ✓        | ✓          | ✓                     | ✓          | ✓         | ✓                 |
| Mr. Aditya Madhav Keswani      | ✓        | ✓          | ✓                     | ✓          | ✓         |                   |
| Mr. Willem Albertus Hazeleger  | ✓        | ✓          | ✓                     | ✓          | ✓         |                   |
| Mr. Pradeep Mathur             | ✓        | ✓          | ✓                     | ✓          | ✓         |                   |
| Mr. Ashish Kumar Guha          | ✓        | ✓          | ✓                     | ✓          | ✓         |                   |
| Mr. Arindam Kumar Bhattacharya | ✓        | ✓          | ✓                     | ✓          | ✓         |                   |
| Mr. Paramartha Saikia          | ✓        | ✓          |                       | ✓          | ✓         | ✓                 |
| Mr. Arvind Singhania           | ✓        | ✓          | ✓                     | ✓          | ✓         |                   |
| Mr. Niten Malhan               | ✓        | ✓          | ✓                     | ✓          | ✓         |                   |
| Ms. Freyan Jamshed Desai       | ✓        | ✓          |                       | ✓          |           |                   |

#### SHARES AND CONVERTIBLE INSTRUMENTS HELD BY NON-EXECUTIVE DIRECTORS

The shareholding of Non-Executive Directors as on March 31, 2021 is as follows:

| Name of the Director           | Designation                        | No. of Shares Held (face value of ₹ 10 each) |
|--------------------------------|------------------------------------|--|
| Mr. Arindam Kumar Bhattacharya | Non-Executive Independent Director | 6,90,490                                     |
| Mr. Pradeep Mathur             | Non-Executive Independent Director | 3,53,454                                     |
| Mr. Paramartha Saikia          | Non-Executive Independent Director | 5,000  |
| Mr. Arvind Singhania           | Non-Executive Independent Director | 2,00,000                                     |

As on March 31, 2021, the Company doesn't have any convertible instruments.

#### COMMITTEES OF BOARD OF DIRECTORS

The mandatory Committees constituted by the Board of Directors of the Company are as under:

1. Audit Committee
2. Nomination & Remuneration Committee
3. Corporate Social Responsibility Committee

4. Stakeholder's Relationship Committee

5. Risk Management Committee

The Composition of all the committees meets the requirements of the Act and the SEBI (LODR) Regulations.

The details of the role and composition of Committees of the Board including number of meetings held during the year and attendance there at, are provided below.

## AUDIT COMMITTEE

### Brief Terms of reference:

The terms of reference of the Audit Committee satisfy the requirement of Section 177 of the Act read with Companies (Meetings of Board and its Powers) Rules, 2014 and Regulation 18 of SEBI (LODR) Regulations.

The Audit Committee assists the Board in its responsibility for overseeing the quality and integrity of the accounting, auditing and reporting practices of the Company and its compliance with the legal and regulatory requirements. The Chairman of the Committee is financially literate and all other members of the Audit Committee have accounting or related financial management expertise.

The Audit Committee of the Company, inter alia, performs the following functions:

- a. Overseeing of the Company's financial reporting process and the disclosure of its financial information to ensure that the financial statements are correct, sufficient and credible.
- b. Recommending to the Board, the appointment, reappointment, terms of appointment and, if required, the replacement or removal of the statutory auditor and the fixation of audit fees.
- c. Approving payment to statutory auditors for any other services rendered by the statutory auditors.
- d. Reviewing, with the management, the annual financial statements and auditor's report thereon before submission to the Board for approval, with particular reference to:
  - Matters required to be included in the Director's Responsibility Statement to be included in the Board's report in terms of Clause (c) of Sub-Section (3) of Section 134 of the Companies Act 2013;
  - Changes, if any, in accounting policies and practices and reasons for the same;
  - Major accounting entries involving estimates based on the exercise of judgment by management;
  - Significant adjustments made in the financial statements arising out of audit findings;
  - Compliance with listing and other legal requirements relating to financial statements;
  - Disclosure of any related party transactions; and
  - Qualifications in the draft audit report.
- e. Reviewing the financial statements with respect to its unlisted Subsidiary(ies), in particular investments made by such Subsidiary(ies).
- f. Reviewing, with the management, the quarterly financial statements before submission to the board for approval.
- g. Reviewing, with the management, the statement of uses/ application of funds raised through an issue (public issue, rights issue, preferential issue, etc.), the statement of funds utilized for purposes other than those stated in the offer document/prospectus/notice and the report submitted by the monitoring agency monitoring the utilisation of proceeds of a public or rights issue, and making appropriate recommendations to the Board to take up steps in this matter.
- h. Reviewing and monitoring the auditor's independence and performance, and effectiveness of audit process.
- i. Approval of any subsequent modification of transactions of the Company with related parties and omnibus approval for related party transactions proposed to be entered into by the Company, subject to the conditions as may be prescribed.
- j. Scrutiny of inter-corporate loans and investments.
- k. Valuation of undertakings or assets of the listed entity, wherever it is necessary.
- l. Evaluation of internal financial controls and risk management systems.
- m. Reviewing with the management, performance of statutory and internal auditors, adequacy of the internal control systems.
- n. Reviewing the adequacy of internal audit function, if any, including the structure of the internal audit department, staffing and seniority of the official heading the department, reporting structure coverage and frequency of internal audit.
- o. Discussing with internal auditors of any significant findings and follow up there on.
- p. Reviewing the findings of any internal investigations by the internal auditors into matters where there is suspected fraud or irregularity or a failure of internal control systems of a material nature and reporting the matter to the board.
- q. Discussion with statutory auditors before the audit commences, about the nature and scope of audit as well as post-audit discussion to ascertain any area of concern.
- r. To look into the reasons for substantial defaults in the payment to the depositors, debenture holders, shareholders (in case of non-payment of declared dividends) and creditors.
- s. Recommending to the Board of Directors the appointment and removal of the external auditor, fixation of audit fees and approval for payment for any other services.
- t. To review the functioning of the whistle blower mechanism.
- u. Approval of appointment of Chief Financial Officer (i.e., the whole-time Finance Director or any other person heading the finance function or discharging that function) after assessing the qualifications, experience and background, etc. of the candidate.



- v. Oversee the vigil mechanism established by the Company and the chairman of audit committee shall directly hear grievances of victimization of employees and directors, who use vigil mechanism to report genuine concerns in appropriate and exceptional cases.
- w. Mandatorily review the following
- management discussion and analysis of financial condition and results of operations;
  - statement of significant related party transactions (as defined by the audit committee), submitted by management;
  - management letters / letters of internal control weaknesses issued by the statutory auditors;
  - internal audit reports relating to internal control weaknesses;
  - the appointment, removal and terms of remuneration of the chief internal auditor shall be subject to review by the audit committee;
  - statement of deviations;
  - quarterly statement of deviation(s) including report of monitoring agency, if applicable, submitted to stock exchange(s) in terms of SEBI Listing Regulations; and
  - annual statement of funds utilized for purposes other than those stated in the offer document/prospectus/ notice in terms of SEBI Listing Regulations.
- x. Reviewing the utilization of loans and/ or advances from/ investment by the holding company in the subsidiary exceeding rupees 100 crore or 10% of the asset size of the subsidiary, whichever is lower including existing loans / advances / investments existing as on the date of coming into force of this provision.
- y. Any other matter as may be prescribed, from time to time, to be referred to the Audit Committee in terms of the Companies Act 2013/ SEBI (LODR) Regulations and the applicable rules, regulations thereto.

#### Composition, Meetings and attendance of the Audit Committee

The Audit Committee, during the year under review was reconstituted by a resolution of our Board dated November 6, 2020 and further reconstituted on February 9, 2021 with the following members in compliance with the provisions of Section 177 of the Companies Act, 2013 and Regulation 18 of SEBI (LODR) Regulations.

During the year under review, the Audit Committee met five (5) times on May 29, 2020, August 5, 2020, November 5, 2020, February 8, 2021 and March 30, 2021 with necessary quorum being present at all the meetings:

| Name of the Member             | Status            | Category                   | No. of Meetings attended |
|--------------------------------|-------------------|----------------------------|--------------------------|
| Mr. Pradeep Mathur             | Chairman & Member | Non- Executive Independent | 5                        |
| Mr. Ashish Kumar Guha          | Member            | Non- Executive Independent | 5                        |
| Dr. Arindam Kumar Bhattacharya | Member            | Non- Executive Independent | 5                        |
| Mr. Niten Malhan*              | Member            | Non- Executive Independent | 2                        |
| Ms. Freyan Jamshed Desai**     | Member            | Non- Executive Independent | 1                        |
| Mr. Paramartha Saikia***       | Member            | Non- Executive Independent | 3                        |

\* Inducted as a member of the committee w.e.f November 6, 2020

\*\* Inducted as a member of the Committee w.e.f February 9, 2021

\*\*\* Member of the Committee till November 6, 2020

Note: The Company Secretary of the Company acts as the Secretary for the Audit Committee.

#### Nomination & Remuneration Committee

The terms of reference of the Nomination & Remuneration Committee satisfy the requirement of Section 178 of the Act read with Companies (Meetings of Board and its Powers) Rules, 2014 and Regulation 19 of SEBI (LODR) Regulations and Securities and Exchange Board of India (Share Based Employee Benefits) Regulations, 2014. The Committee also plays the role of Compensation Committee and is responsible for administering the Employee Stock Option Plan of the Company and determining eligibility of employees for stock options.

The Nomination & Remuneration Committee of the Company, inter alia, performs the following functions:

- a. Formulation of the criteria for determining qualifications, positive attributes and independence of a director and recommending to the Board a policy relating to the remuneration of the directors, key managerial personnel and other employees.
- b. Formulation of criteria for evaluation of performance of independent directors and the Board.
- c. Devising a policy on diversity of the Board.
- d. Identifying persons who are qualified to become directors and who may be appointed in senior management in accordance with the criteria laid down, and recommending to the Board their appointment and removal.
- e. Extension or continuance of the terms of appointment of the independent directors, on the basis of the report of performance evaluation of independent directors.

- f. Identifying persons who are qualified to become directors and who may be appointed in senior management in accordance with the criteria laid down, recommend to the board of directors their appointment and removal and carry out evaluation of every director's performance (including that of independent directors).
- g. Performing such other activities as may be delegated by the Board or specified/ provided under the Companies Act 2013 or by the SEBI (LODR) Regulations or by any other applicable law or regulatory authority.

#### Composition, Meetings and attendance of the Nomination & Remuneration Committee

The Nomination & Remuneration Committee during the year under review was last reconstituted by a resolution of our Board on November 6, 2020 with the following members in compliance with the provisions of Section 178 of the Companies Act, 2013 and Regulation 19 of SEBI (LODR) Regulations.

During the year under review, the Nomination & Remuneration Committee met 3 (three) times on May 28, 2020, November 6, 2020, February 8, 2021 with necessary quorum being present at the meeting:.

| Name of the Member                | Status   | Category                                 | No. of Meetings attended |
|-----------------------------------|----------|--|--------------------------|
| Mr. Niten Malhan*                 | Chairman | Non-Executive Independent                | 1                        |
| Mr. Paramartha Saikia             | Member   | Non-Executive Independent                | 3                        |
| Mr. Pradeep Mathur                | Member   | Non-Executive Independent                | 3                        |
| Mr. Patanjali Govind Keswani**    | Member   | Executive Chairman and Managing Director | 0                        |
| Ms. Freyan Jamshed Desai          | Member   | Non-Executive -Independent               | 3                        |
| Mr. Arindam Kumar Bhattacharya*** | Member   | Non-Executive Independent                | 1                        |

#### Remuneration of Directors

Details of Remuneration paid or payable to Directors for the year ended March 31, 2021:

| Name of the Director^         | Category                               | Salary including Perquisites, & PF (₹ In Lakhs) | Sitting Fees^^ (₹ In Lakhs) | Tenure Upto | Notice Period | Total (₹ In Lakhs) |
|-------------------------------|--|---|-----------------------------|-------------|---------------|--------------------|
| Mr. Patanjali Govind Keswani  | Executive/Chairman & Managing Director | 27.95   | N.A.                        | 31.03.2023  | N.A.          | 27.95              |
| Mr. Rattan Keswani            | Executive/Deputy Managing Director     | Nil   | N.A.                        | 31.12.2022  | 2 month       | Nil                |
| Mr. Aditya Madhav Keswani     | Non-Executive Director                 | Nil   | N.A.                        | N.A.        | N.A.          | Nil                |
| Mr. Willem Albertus Hazeleger | Non-Executive Director                 | Nil   | N.A.                        | N.A.        | N.A.          | Nil                |
| Mr. Ashish Kumar Guha         | Non-executive Independent Director     | Nil   | 1.75                        | 14.06.2022  | N.A.          | 1.75               |
| Ms. Freyan Jamshed Desai      | Non-executive Independent Director     | Nil   | 1.85                        | 14.06.2022  | N.A.          | 1.85               |

\* Inducted as member & Chairman of the committee w.e.f November 6, 2020

\*\* Member of the committee till November 6, 2020

\*\*\* Inducted as member of the committee w.e.f November 6, 2020

Note: The Company Secretary of the Company acts as the Secretary for the Nomination & Remuneration Committee.

#### Performance Evaluation Criteria for Independent Directors

Pursuant to the provisions of the Section 134(3)(p) of the Companies Act, 2013 read with SEBI (LODR) Regulations, the Nomination & Remuneration committee carried out the Annual Performance evaluation of its directors individually including the Chairman and the Board evaluated the overall effectiveness of the Board of Directors including its committees based on the ratings given by the Nomination & Remuneration committee of the Company.

The performance evaluation of the Independent Directors was carried out by the entire Board on the criteria and framework adopted by Board (the concerned director being evaluated did not participate). On the basis of ranking filled in the evaluation questionnaire and discussion of the Board, the Directors have expressed their satisfaction on the performance of the Independent Directors.

| Name of the Director <sup>^</sup> | Category                           | Salary including Perquisites, & PF (₹ In Lakhs) | Sitting Fees <sup>^^</sup> (₹ In Lakhs) | Tenure Upto | Notice Period | Total (₹ In Lakhs) |
|-----------------------------------|------------------------------------|---|---|-------------|---------------|--------------------|
| Mr. Niten Malhan*                 | Non-executive Independent Director | Nil   | 0.80                                    | N.A.        | N.A.          | 0.80               |
| Mr. Arvind Singhania              | Non-executive Independent Director | Nil   | 0.75                                    | 14.06.2022  | N.A.          | 0.75               |
| Mr. Paramartha Saikia             | Non-executive Independent Director | Nil   | 2.05                                    | 14.06.2022  | N.A.          | 2.05               |
| Mr. Pradeep Mathur                | Non-executive Independent Director | Nil   | 2.05                                    | 04.12.2022  | N.A.          | 2.05               |
| Dr. Arindam Kumar Bhattacharya**  | Non-executive Independent Director | Nil   | Nil                                     | 11.04.2024  | N.A.          | Nil                |

<sup>^</sup> There are no severance fees payable to any of the Directors.

<sup>^^</sup> The Non-Executive Independent Directors were paid sitting fees of ₹ 25,000/- for attending each meeting of the Board and ₹ 10,000/- for each committee meetings attended by them.

\* Appointed as Additional Independent Director w.e.f November 6, 2020 and proposed to be regularized in the ensuing Annual General Meeting of the Company

\*\* Mr. Arindam Kumar Bhattacharya is not willing to accepting the sitting fees and has given his dissent thereto.

#### Criteria for making payments to Non-Executive Directors including all pecuniary relationship or transactions of Non-Executive Directors

The Independent Directors are not paid any remuneration other than sitting fees for attending the meetings of the Board and Committee meetings as approved by the Board.

There has been no pecuniary relationship or transaction of the Non-Executive Director vis-a-vis the Company during the year except sitting fees paid to them as detailed above.

#### CORPORATE SOCIAL RESPONSIBILITY COMMITTEE

The Corporate Social Responsibility Committee of the Board was constituted to oversee the CSR Policy and recommend and monitor the amount of expenditure to be incurred on the activities mentioned in the Schedule VII of the Act.

The terms of reference of the Corporate Social Responsibility Committee shall include the following:

- To formulate and recommend to the Board, a Corporate Social Responsibility Policy which shall indicate the activities to be undertaken by the company as specified in Schedule VII of the Companies Act 2013 and make any revisions therein as and when decided by the Board.
- To recommend the amount of expenditure to be incurred on the activities referred to in (a).
- To monitor the Corporate Social Responsibility Policy of the company from time to time.
- To do such other acts, deeds and things as may be required to comply with the applicable laws.

- To perform such other activities as may be delegated by the Board or specified/ provided under the Companies Act 2013 or by the SEBI (LODR) Regulations or statutorily prescribed under any other law or by any other regulatory authority.

#### Composition, Meetings and attendance of the Corporate Social Responsibility Committee

The Corporate Social Responsibility Committee has been constituted with the following members in compliance with the provisions of Section 135 of the Companies Act, 2013.

During the Financial Year under review, 1 (one) meeting of Corporate Social Responsibility Committee has been held on February 9, 2021 with necessary quorum being present at the meeting, interalia for taking approval for making any contribution in accordance with Section 135 of the Companies Act, 2013.

| Name of the Member           | Status   | Category                               | No. of Meetings attended |
|------------------------------|----------|--|--------------------------|
| Mr. Paramartha Saikia        | Chairman | Non-Executive Independent              | 1                        |
| Mr. Patanjali Govind Keswani | Member   | Executive Chairman & Managing Director | 1                        |
| Mr. Aditya Madhav Keswani    | Member   | Non- Executive                         | -                        |
| Ms. Freyan Jamshed Desai     | Member   | Non- Executive Independent             | 1                        |

Note: The Company Secretary of the Company acts as the Secretary for the Corporate Social Responsibility Committee.

The CSR policy adopted by the company is uploaded on the website of the company at [https://www.lemontreehotels.com/factsheet/Policies/CSR\\_Policy.pdf](https://www.lemontreehotels.com/factsheet/Policies/CSR_Policy.pdf).

#### STAKEHOLDERS' RELATIONSHIP COMMITTEE

The Stakeholder's Relationship Committee has been constituted in terms of Section 178 of the Act and Regulation 20 of SEBI (LODR) Regulations, for redressal of investor complaints, Shareholders related issues, transfer/transmission of securities etc.

The terms of reference of the Stakeholders Relationship Committee shall include the following:

- a. Monitoring the grievance and redressal of all security holders' grievances such as complaints related to non-receipt of allotment/refund, review of cases for refusal of transfer/transmission of shares, including non receipt of share certificates, non-receipt of balance sheet, non-receipt of declared dividends, non-receipt of annual reports, etc. and assisting with quarterly reporting of such complaints.
- b. Allotting of equity shares, giving effect to all transfer/transmission of shares and debentures, dematerialization of shares and re-materialisation of shares, splitting and issuing of duplicate/consolidated share certificates, complying with all the requirements related to shares, debentures and other securities from time to time.
- c. Reviewing statutory compliances pertaining to share/security capital, processes, shareholders and depositories (NSDL/CDSL).
- d. Oversee the performance of the registrars and transfer agents of our Company and to recommend measures for overall improvement in the quality of investor services.
- e. Review of measures taken for effective exercise of voting rights by shareholders
- f. Review of the adherence to the service standards adopted by the company in respect of various services being rendered by the Registrar and Share Transfer Agent,
- g. Review of the various measures and initiatives taken by the Company for reducing the quantum of unclaimed dividends and ensuring timely receipt of dividend warrants/annual reports/statutory notices by the shareholders of the Company.
- h. Carry out any other function as is referred by the Board from time to time or enforced by any statutory notification/ amendment or modification as may be applicable.

#### Composition, Meetings and attendance of the Stakeholder's Relationship Committee

The Stakeholder's Relationship Committee has been constituted with the following members in compliance with the provisions of Section 178 (5) of the Companies Act, 2013 and SEBI (LODR) Regulations.

During the year under review, one (1) meeting of Stakeholder's Relationship Committee has been held on November 6, 2020 with necessary quorum being present at the meeting:

| Name of the Member           | Status   | Category                                | No. of Meetings attended |
|------------------------------|----------|---|--------------------------|
| Ms. Freyan Jamshed Desai     | Chairman | Non- Executive Independent              | 1                        |
| Mr. Paramartha Saikia        | Member   | Non-Executive Independent               | 1                        |
| Mr. Patanjali Govind Keswani | Member   | Executive- Chairman & Managing Director | 1                        |
| Mr. Rattan Keswani           | Member   | Executive- Deputy Managing Director     | 1                        |

Note: The Company Secretary of the Company acts as the Secretary for the Stakeholder's Relationship Committee

#### RISK MANAGEMENT COMMITTEE

The Risk Management Committee has been constituted in terms of Regulation 21 of SEBI (LODR) Regulations and the terms of reference of the Risk Management Committee are approved/amended by the Board of Directors in the Meeting held on June 15, 2021 shall inter alia include the following:

- (1) To formulate a detailed risk management policy which shall include:
  - (a) A framework for identification of internal and external risks specifically faced by the listed entity, in particular including financial, operational, sectoral, sustainability (particularly, ESG related risks), information, cyber security risks or any other risk as may be determined by the Committee.
  - (b) Measures for risk mitigation including systems and processes for internal control of identified risks.
  - (c) Business continuity plan.
- (2) To ensure that appropriate methodology, processes and systems are in place to monitor and evaluate risks associated with the business of the Company;
- (3) To monitor and oversee implementation of the risk management policy, including evaluating the adequacy of risk management systems;
- (4) To periodically review the risk management policy, at least once in two years, including by considering the changing industry dynamics and evolving complexity;
- (5) To keep the board of directors informed about the nature and content of its discussions, recommendations and actions to be taken;

- (6) The appointment, removal and terms of remuneration of the Chief Risk Officer (if any) shall be subject to review by the Risk Management Committee.

#### Composition, Meetings and attendance of the Risk Management Committee

The Risk Management Committee was reconstituted on February 9, 2021 with the following members in compliance with the provisions of Regulation 21 of SEBI (LODR) Regulations.

During the year under review, one (1) meeting of Risk Management Committee has been held on February 9, 2021 with necessary quorum being present at the meeting:

| Name of the Member              | Status   | Category                                    | No. of Meetings attended |
|---------------------------------|----------|---|--------------------------|
| Mr. Pradeep Mathur*             | Chairman | Non-Executive Independent Director          | NA                       |
| Mr. Patanjali Govind Keswani**  | Member   | Executive – Chairman & Managing Director    | 1                        |
| Dr. Arindam Kumar Bhattacharya* | Member   | Non-Executive Independent Director          | NA                       |
| Mr. Niten Malhan*               | Member   | Non-Executive Independent Director          | NA                       |
| Mr. Rattan Keswani***           | Member   | Executive-Deputy Managing Director          | 1                        |
| Mr. Vikramjit Singh             | Member   | Senior Management (President)               | 1                        |
| Mr. Kapil Sharma*               | Member   | Senior Management (Chief Financial Officer) | NA                       |

\* Mr. Pradeep Mathur, Dr. Arindam Kumar Bhattacharya, Mr. Niten Malhan and Mr. Kapil Sharma has been appointed as Member of the Committee w.e.f February 9, 2021

\*\* Mr. Patanjali Govind Keswani was holding position as Chairman of the Committee till February 9, 2021

\*\*\* Mr. Rattan Keswani was member of the Committee till February 9, 2021

#### NAME AND DESIGNATION OF COMPLIANCE OFFICER:

Mr. Nikhil Sethi  
Group Company Secretary & GM Legal

#### INVESTOR GRIEVANCES/COMPLAINTS

The details of the investor complaints received and resolved during the Financial Year 2020-21 are as follows:

|   |   |
|---|---|
| Number of Investor Complaints received so far                       | 0 |
| Number of complaints resolved                                       | 0 |
| Number of complaints not solved to the satisfaction of shareholders | 0 |
| Number of pending complaints  | 0 |
| Closing Balance   | 0 |

#### GENERAL BODY MEETING

The date, time and venue of the last three Annual General Meeting are given below.

| Financial Year | Date       | Time      | Venue  | Special Resolution Passed |
|----------------|------------|-----------|--|---------------------------|
| 2019-20        | 29.09.2020 | 03.00 P.M | Meeting was held through Video Conferencing ("VC") / Other Audio Visual Means ("OAVM") facility.                       | Yes                       |
| 2018-19        | 22.08.2019 | 03.00 P.M | (Deemed Venue - Regd. Office: Lemon Tree Hotels Limited, Asset No. 6, Aerocity Hospitality District, New Delhi-110037) | Yes                       |
| 2017-18        | 03.08.2018 | 03.00 P.M | Air Force Auditorium, Subroto Park, New Delhi 110010   | Yes                       |

No special resolution was passed by the postal ballot during last three years.

As on date of this Report, there is no special resolution proposed to be passed through postal ballot on or before ensuing Annual General Meeting. Further, Resolutions (if required) shall be passed by Postal Ballot as per the prescribed procedure under the Act and SEBI (LODR) Regulations.

#### MEANS OF COMMUNICATION

Information like Quarterly / Half yearly / Annual Financial Results and press releases on significant developments in the

Company that have been made available from time to time have been submitted to the Stock Exchanges to enable them to put on their websites and communicated to their members. The same is also available to the Investors or to the Analysts, if any and are also hosted on the Company Website at [www.lemontreehotels.com](http://www.lemontreehotels.com). The Quarterly / Half yearly / Annual Financial Results are published in English and Hindi language newspapers normally in Financial Express and Jansatta. Moreover, a report on Management discussion and Analysis as well as Business Responsibility Report also forms part of the Board's Report. The Company is electronically filling all report/information including quarterly results, shareholding pattern and Corporate Governance Report and so on, on NSE website <https://neaps.nseindia.com/NEWLISTINGCORP/> and on BSE website [www.betalisting.bseindia.com](http://www.betalisting.bseindia.com).

The Company also ensures that the details of its business, financial information, investor presentations, shareholding pattern, compliance with corporate governance, policies, contact information of the designated officials of the Company who are responsible for assisting and handling investor grievances including all other mandatory disclosures are promptly and prominently displayed on the website of the Company at [www.lemontreehotels.com](http://www.lemontreehotels.com).

#### PROHIBITION OF INSIDER TRADING

During the year under review, the Company has in place the Code of Conduct for Prohibition of Insider Trading under SEBI (Prohibition of Insider Trading) Regulations, 2015 ("Regulations") and the same is uploaded on the website of the Company at [www.lemontreehotels.com](http://www.lemontreehotels.com)

#### GENERAL SHAREHOLDER INFORMATION

##### A. ANNUAL GENERAL MEETING

| Day & Date                                       | Thursday, September 30, 2021   |
|--|--|
| Venue  | Meeting will be held through Video Conferencing ("VC") / Other Audio Visual Means ("OAVM") facility.<br><br>(Deemed Venue - Regd. Office: Lemon Tree Hotels Limited, Asset No. 6, Aerocity Hospitality District, New Delhi-110037) |
| Time   | 03.00 P.M  |
| Cut-off date for the purpose of remote E- voting | Thursday, September 23, 2021   |

##### B. FINANCIAL YEAR

The Financial Year of the Company starts from 1<sup>st</sup> day of April and ends on 31<sup>st</sup> day of March of next year.

Financial Calendar 2022 (tentative) First Quarter Results: First/Second week of August, 2021 Second

Quarter Results: First/Second week of November,2021  
Third Quarter Results: First/Second week of February,2022  
Audited Annual Results for the year ending on March 31,2022: Third/Fourth week of May, 2022

##### C. DIVIDEND PAYMENT DATE

The Directors of the company have not recommended any dividend for the Financial Year 2020-21

##### D. NAME AND ADDRESS OF STOCK EXCHANGE AND DAT OF LISTING

| S. No. | Name and address of the Stock Exchange   | Date          | Stock Code |
|--------|--|---------------|------------|
| 1      | National Stock Exchange of India Limited<br>C-1, Block G,<br>BandraKurla Complex<br>Bandra (East), Mumbai<br>400 051 | April 9, 2018 | LEMONTREE  |
| 2      | BSE Limited<br>P. J. Towers, Dalal Street,<br>Mumbai 400 001   | April 9, 2018 | 541233     |

Annual Listing fees for the Financial Year 2021-22 has been paid by the Company to BSE Limited and National Stock Exchange of India Limited.

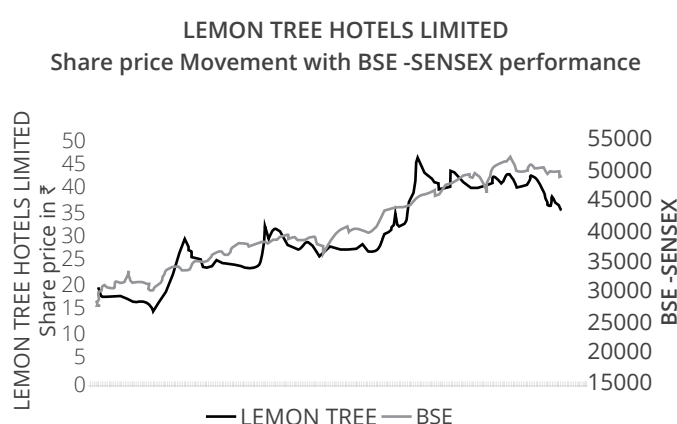
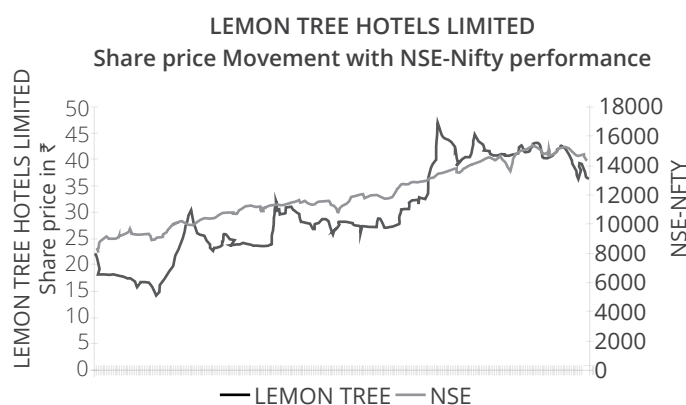
##### E. STOCK MARKET DATA & STOCK PERFORMANCE

The details of stock market data and Stock performance for financial year 2020-21 are as under:

MARKET PRICE DATA FROM APRIL, 2020 TO MARCH, 2021

| Month  | BSE   |       |               | NSE   |       |               |
|--------|-------|-------|---------------|-------|-------|---------------|
|        | High  | Low   | Volume (Nos.) | High  | Low   | Volume (Nos.) |
| Apr-20 | 24.00 | 17.15 | 2451895       | 22.90 | 17.15 | 48861781      |
| May-20 | 19.20 | 13.80 | 5730278       | 19.15 | 14.05 | 64012481      |
| Jun-20 | 31.70 | 18.75 | 10073004      | 31.85 | 18.65 | 159989040     |
| Jul-20 | 27.35 | 22.80 | 8609411       | 27.30 | 22.85 | 43704331      |
| Aug-20 | 33.85 | 22.55 | 5489912       | 33.90 | 23.00 | 60366538      |
| Sep-20 | 30.00 | 25.30 | 4309881       | 29.55 | 25.30 | 20884546      |
| Oct-20 | 29.40 | 25.90 | 5200790       | 29.45 | 25.95 | 13981095      |
| Nov-20 | 35.40 | 26.80 | 8422956       | 35.40 | 26.85 | 45397959      |
| Dec-20 | 49.45 | 33.30 | 34911499      | 49.50 | 33.55 | 117472100     |
| Jan-21 | 45.35 | 37.00 | 5804018       | 45.35 | 39.20 | 33112782      |
| Feb-21 | 45.40 | 40.00 | 4040637       | 45.45 | 39.95 | 32021038      |
| Mar-21 | 44.80 | 34.25 | 6227643       | 44.85 | 34.50 | 36731058      |

## Performance in comparison to broad-based indices



## F. SHARE TRANSFER AGENT

All the work related to the shares held in the physical form as well as shares held in the electronic (demat) form is being done at one single point and for this purpose SEBI registered category I Registrar and Share Transfer Agent has been appointed, whose details are given below.

KFin Technologies Pvt Ltd  
(Formerly known as "Karvy Fintech Private Limited")  
"Selenium Building, Tower B", Plot NO. 31 & 32,  
Financial District, Nanakramguda, Serilingampally,  
Hyderabad-500032, Telangana  
Toll free number - 1- 800-309-4001  
E-mail: einward.ris@kfintech.com  
Website: www.kfintech.com

## G. SHARE TRANSFER SYSTEM

To expedite the transfer of shares in physical form, authority has been delegated to Stakeholder's Relationship Committee of the Board of Directors and all transfers shall be recorded by the Stakeholder's Relationship Committee within a period of 15 days from the date of receipt subject to the documents being complete and valid in all respects. Transfers of Equity Shares through dematerialised form are done through depositories with no involvement of the Company. With

regard to transfer of equity shares in physical form, they are processed by our R&T Agents, M/s KFin Technologies Pvt Ltd and the share certificates are dispatched within a period of 15 days from the date of receipt thereafter subject to the documents being complete and valid in all respects. The Company obtains a half-yearly certificate from a Company Secretary in Practice in respect of the share transfers as required under Regulation 40(9) of SEBI (LODR) Regulations and files a copy of the said certificate to the Stock Exchanges.

## H. DISTRIBUTION OF SHAREHOLDING

The shareholding distribution of equity shares as on March 31, 2021 is given hereunder:

| Number of Equity Shares Held | Number of shareholders | % of total shareholders | Number of shares held | % Shareholding |
|------------------------------|------------------------|-------------------------|-----------------------|----------------|
| 1-5000                       | 96382                  | 98.10                   | 34864260              | 4.40           |
| 5001-10000                   | 928                    | 0.94                    | 6996594               | 0.88           |
| 10001-20000                  | 407                    | 0.41                    | 5791929               | 0.73           |
| 20001-30000                  | 133                    | 0.14                    | 3377194               | 0.43           |
| 30001-40000                  | 70                     | 0.07                    | 2505615               | 0.32           |
| 40001-50000                  | 46                     | 0.05                    | 2141616               | 0.27           |
| 50001-100000                 | 81                     | 0.08                    | 5650106               | 0.71           |
| 100001-ABOVE                 | 205                    | 0.21                    | 730919150             | 92.26          |
| <b>TOTAL</b>                 | <b>98252</b>           | <b>100.00</b>           | <b>792246464</b>      | <b>100.00</b>  |

## I. CATEGORY WISE SHAREHOLDING

| S. No. | Description                         | Total no of Equity Shares held as on March 31, 2021 | Percentage    |
|--------|-------------------------------------|---|---------------|
| 1      | Foreign Bodies Corporates           | 12,47,86,605  | 15.75         |
| 2      | Promoters Bodies Corporate          | 20,13,44,039  | 25.41         |
| 3      | Foreign Portfolio - Corp            | 18,07,48,727  | 22.81         |
| 4      | Mutual Funds                        | 12,14,85,069  | 15.33         |
| 5      | Bodies Corporates                   | 6,10,23,226   | 7.70          |
| 6      | Resident Individuals                | 8,20,27,867   | 10.35         |
| 7      | Promoters                           | 36,60,764   | 0.46          |
| 8      | Employees                           | 80,32,585   | 1.01          |
| 9      | Trusts                              | 18,24,991   | 0.23          |
| 10     | Non Resident Indian Non-Repatriable | 19,85,369   | 0.25          |
| 11     | Clearing Members                    | 13,42,717   | 0.17          |
| 12     | Non Resident Indians                | 19,14,099   | 0.24          |
| 13     | H U F                               | 19,05,155   | 0.24          |
| 14     | Indian Financial Institutions       | 15,250  | 0.00          |
| 15     | Foreign Portfolio Investors         | 1,50,001  | 0.02          |
|        | <b>Total</b>                        | <b>79,22,46,464</b>                                 | <b>100.00</b> |

**J. DEMATERIALIZATION OF SHARES**

As on March 31, 2021, 97.39% of the total equity shares were held in dematerialised form.

**K. OUTSTANDING CONVERTIBLE INSTRUMENTS**

The Company doesn't have any Outstanding Convertible Instruments having any impact on the equity.

**L. COMMODITY PRICE RISK OR FOREIGN EXCHANGE RISK AND HEDGING ACTIVITIES**

The Company has not undertaken any forex or hedging transactions during the year under review.

**M. HOTEL LOCATION**

The hotel location have been provided in the corporate overview section of the Annual Report & also available at [www.lemontreehotels.com](http://www.lemontreehotels.com).

**N. ADDRESS FOR CORRESPONDENCE**

The investors may address their queries to the Company at the address mentioned herein below:

Mr. Nikhil Sethi  
Group Company Secretary & GM Legal & Compliance Officer  
Asset No. 6, Aerocity Hospitality District  
New Delhi 110 037, India  
Tel: +91 11 4605 0122  
Facsimile: +91 11 4605 0110  
E-mail: [sectdept@lemontreehotels.com](mailto:sectdept@lemontreehotels.com)

O. The securities of your Company were never suspended from trading on Stock Exchanges during the year.

**P. LIST OF ALL CREDIT RATINGS OBTAINED BY THE ENTITY ALONG WITH ANY REVISIONS THERETO DURING THE RELEVANT FINANCIAL YEAR, FOR ALL DEBT INSTRUMENTS OF SUCH ENTITY OR ANY FIXED DEPOSIT PROGRAMME OR ANY SCHEME OR PROPOSAL OF THE LISTED ENTITY INVOLVING MOBILIZATION OF FUNDS, WHETHER IN INDIA OR ABROAD.**

This is not applicable as the Company does not have any debt instruments.

**OTHER DISCLOSURES**

**Related Party Transactions**

The Company has formulated a policy on materiality of Related Party Transactions and dealing with Related Party Transactions and the same has been disclosed on the Company's website at the following link: [https://www.lemontreehotels.com/factsheet/Policies/Policy\\_on\\_Related\\_Party\\_Transaction.pdf](https://www.lemontreehotels.com/factsheet/Policies/Policy_on_Related_Party_Transaction.pdf).

All related party transactions including transactions of repetitive in nature requiring omnibus approval are placed before the Audit Committee for approval.

The details of related party transactions entered into by the Company pursuant to each Omnibus approval given, are reviewed by the Audit Committee. There were no materially significant related party transactions in the Company in the year that have any potential conflict with the interests of the Company

Related Party Disclosures as required under the SEBI (LODR) Regulations are given in the notes to the Financial Statements

**Statutory Compliances/Penalty**

There are no penalties, strictures imposed on the Company by the Stock Exchanges or SEBI or any other statutory authority on any matter related to capital markets during last three years.

**Vigil Mechanism and Whistle Blower Policy**

With a view to adopt the highest ethical standards in the course of business, the Company has a Whistle Blower Policy in place for reporting the instances of conduct which are not in conformity with the policy. Directors, employees, vendors or any person having dealings with the Company may report non compliance to the Chairman of Audit Committee, who reviews the report. Confidentiality is maintained of such reporting and it is ensured that the Whistle Blowers are not subjected to any discrimination.

No person was denied access to the Audit Committee. The said policy is also uploaded on the website of the Company at <https://www.lemontreehotels.com/factsheet/AmendedLTHCodeofConductandVigilMechanism.pdf>

**Compliance with Mandatory and Non-Mandatory Requirements under Chapter IV of SEBI (LODR) Regulations**

The Company is regularly complying with the SEBI (LODR) Regulations as stipulated therein. Information, certificates and returns as required under the provisions of SEBI (LODR) Regulations are sent to the stock exchanges within the prescribed time.

The Company has also complied with all the mandatory requirement of SEBI (LODR) Regulations.

**The status of compliance with the non-mandatory requirements is as under:**

1. The Board

The Chairman of the Company is an Executive Chairman and hence the provisions for Non-Executive Chairman are not applicable as on date. All other requirements of the Board during the year have been complied with.



## 2. Shareholders Rights

Quarterly and Half Yearly financial results are furnished to the Stock Exchanges and published in prescribed newspaper and also uploaded on website of the Company. The same are not separately sent to each of the Shareholders. Significant events are posted on Company's website from time to time.

## 3. Modified Opinion(s) in Audit Report

There are no modified opinion(s) on the financial statements for the financial year 2020-21.

## 4. Reporting of Internal Auditor

The Internal Auditor reports to the Audit Committee.

### Disclosure of commodity price risks and commodity hedging activities

This is not applicable as the Company does not trade in commodity price risk and commodity hedging activities.

### Policy for Determining Material Subsidiaries and Dealing with Related Party Transactions

The Board has formulated a policy for determining material subsidiaries pursuant to the provisions of SEBI (LODR) Regulations which is available on the website of the Company at [https://www.lemontreehotels.com/factsheet/Policies/Policy\\_for\\_Determination\\_of\\_Material\\_Subsiary\\_15.06.2017.pdf](https://www.lemontreehotels.com/factsheet/Policies/Policy_for_Determination_of_Material_Subsiary_15.06.2017.pdf).

Five (5) of the Independent Directors of the Company are also on the Board of material subsidiary i.e Fleur Hotels Private Limited, two (2) of the Independent Directors of the Company are also on the Board of material subsidiary i.e Berggruen Hotels Private Limited and one (1) of the Independent Directors of the Company are also on the Board of material subsidiaries i.e Hyacinth Hotels Private Limited and Iora Hotels Private Limited.

### Details of utilization of funds raised through preferential allotment or qualified institutions placement as specified under Regulation 32 (7A)

The Company has not raised funds through preferential allotment or qualified institutions placement as specified under Regulation 32 (7A) during the Financial Year 2020-21.

### A certificate from a company secretary in practice that none of the directors on the board of the company have been debarred or disqualified from being appointed or continuing as directors of companies by the Board/Ministry of Corporate Affairs or any such statutory authority.

The Company has obtained a certificate from practicing company secretary that none of the directors on the board of the company have been debarred or disqualified from being appointed or continuing as directors of companies by the Board/Ministry of Corporate Affairs or any such statutory authority which forms part of the corporate governance report. The same is available on the website of the company [www.lemontreehotels.com](http://www.lemontreehotels.com).

### Total fees for all services paid by the listed entity and its subsidiaries, on a consolidated basis, to the statutory auditor and all entities in the network firm/network entity of which the statutory auditor is a part

The total fees paid to the M/s Deloitte Haskins & Sells LLP, Statutory Auditor by the Company and its subsidiaries on a consolidated basis for the Financial Year 2020-21 is ₹ 1.25 Crore.

### Disclosures in relation to the Sexual Harassment of Women at Workplace (Prevention, Prohibition and Redressal) Act, 2013

During the Financial Year ended March 31, 2021, the Company has not received any complaint in relation to the Sexual Harassment of Women at Workplace (Prevention, Prohibition and Redressal) Act, 2013

|   |   |
|---|---|
| Number of Complaints filed during the financial year under review       | 0 |
| Number of complaints disposed of during the financial year under review | 0 |
| Number of complaints pending as on the end of financial year            | 0 |

### Scores

The Company has registered itself for SEBI Complaints Redress System (SCORES), a centralized web based complaints redress system with 24 x 7 access. It allows online lodging of complaints at anytime from anywhere.

An automated email acknowledging the receipt of the complaint and allotting a unique complaint registration number is generated for future reference and tracking.

### Equity Shares in the Suspense Account

The Company has in accordance with the procedure laid down in Schedule IV of SEBI (LODR) Regulations opened a dematerialization account namely 'Lemon Tree Hotels Ltd'. Unclaimed Suspense Demat Account' however, no shares have been transferred till March 31, 2021.

### Reconciliation of Share Capital Audit

The reconciliation of Share Capital Audit is conducted by the Company Secretary in practice to reconcile the total admitted capital with National Securities Depository Limited and Central Depository Services (India) Limited ("Depositories") and the total issued and listed capital. The audit confirms that the total issued /paid up capital is in agreement with the aggregate of the total number of shares in physical form and total number of shares in dematerialised form (held with depositories) and that the request for dematerialization of shares are processed by the R & T Agent within the stipulated period of 21 (Twenty One) days and uploaded with the concerned depositories.

### Information on Deviation from Accounting Standards, if any.

The Company has adopted Indian Accounting Standards (Ind AS) in preparation of annual accounts for the Financial Year 2021.

**Non acceptance of any recommendation of any Committee of the Board which was mandatorily required:**

During the year, the Board has accepted all recommendations received from all its Committees.

**Disclosure of Compliance with the Corporate Governance Requirements Specified in Regulation 17 to 27 and Regulation 46 of SEBI (LODR) Regulations**

The Company has complied with the applicable provisions of SEBI (LODR) Regulations including Regulation 17 to 27 and Regulation 46 of SEBI (LODR) Regulations.

The Company submits a quarterly compliance report on corporate governance signed by the Compliance Officer to the Stock Exchange within 15 (fifteen) days from the close of every quarter. Such quarterly compliance report on Corporate Governance also posted on the website of the Company.

A Certificate from M/s Sanjay Grover & Associates, Practicing Company Secretary confirming compliance with the conditions of the Corporate Governance as stipulated under the SEBI (LODR) Regulations, is forming part of this Annual report.

**CEO/CFO certification**

To comply with the Regulation 17(8) of SEBI (LODR) Regulations, the Chairman & Managing Director and the Chief Financial Officer have certified that the financial statements present

a true and fair view of the Company's affairs and are in compliance with existing accounting standards.

**Code of Conduct**

The Board of Directors of the Company has adopted the Code of Conduct for Directors and Senior Management Personnel. The Code is applicable to Executive and Non-Executive Directors as well as Senior Management Personnel. As per the SEBI (LODR) Regulations, the duties of Independent Directors have been suitably incorporated in the said Code as laid down in the Companies Act, 2013.

A copy of the code is available on Company's website [www.lemontreehotels.com](http://www.lemontreehotels.com)

A declaration signed by the Chairman & Managing Director is given below:

I hereby confirm that:

The Company has obtained from all the members of the Board and Senior Management Personnel, an affirmation that they have complied with the Code of Conduct for Directors and Senior Management Personnel in respect of the financial year 2020-21.

**For Lemon Tree Hotels Limited**

**Patanjali Govind Keswani**  
Chairman & Managing Director  
DIN:00002974

# CERTIFICATE OF NON-DISQUALIFICATION OF DIRECTORS

(pursuant to Regulation 34(3) and Schedule V Para C clause (10)(i) of the SEBI (Listing Obligations and Disclosure Requirements) Regulations, 2015)

To,  
The Members of  
Lemon Tree Hotels Limited  
Asset No. 6, Aerocity Hospitality District  
New Delhi – 110037

We have examined the relevant registers, records, forms, returns and disclosures received from the Directors of Lemon Tree Hotels Limited having CIN: L74899DL1992PLC049022 and having registered office at Asset No. 6, Aerocity Hospitality, District New Delhi -110037 (hereinafter referred to as 'the Company'), produced before us by the Company for the purpose of issuing this Certificate, in accordance with Regulation 34(3) read with Schedule V Para-C Sub clause 10(i) of the Securities Exchange Board of India (Listing Obligations and Disclosure Requirements) Regulations, 2015.

In our opinion and to the best of our information and according to the verifications (including Directors Identification Number (DIN) status at the portal [www.mca.gov.in](http://www.mca.gov.in)) as considered necessary and explanations furnished to me by the Company & its officers, We hereby certify that none of the Directors on the Board of the Company as stated below for the Financial Year ending on 31st March, 2021 have been debarred or disqualified from being appointed or continuing as Directors of companies by the Securities and Exchange Board of India, Ministry of Corporate Affairs, or any court or any other Statutory Authority:

| Sr. No. | Name of Director               | DIN      | Date of appointment in Company |
|---------|--------------------------------|----------|--------------------------------|
| 1.      | Mr. Patanjali Govind Keswani   | 00002974 | 07/10/2002                     |
| 2.      | Mr. Rattan Keswani             | 05317766 | 12/12/2012                     |
| 3.      | Mr. Anish Kumar Saraf*         | 00322784 | 13/08/2018                     |
| 4.      | Mr. Willem Albertus Hazeleger  | 07902239 | 09/08/2017                     |
| 5.      | Mr. Ravi Kant Jaipuria**       | 00003668 | 23/12/2003                     |
| 6.      | Mr. Niten Malhan***            | 00614624 | 06/11/2020                     |
| 7.      | Mr. Ashish Kumar Guha          | 00004364 | 15/06/2017                     |
| 8.      | Mr. Arvind Singhania           | 00934017 | 15/06/2017                     |
| 9.      | Mr. Paramartha Saikia          | 07145770 | 15/06/2017                     |
| 10.     | Ms. Freyan Jamshed Desai       | 00965073 | 15/06/2017                     |
| 11.     | Mr. Pradeep Mathur             | 05198770 | 05/12/2017                     |
| 12.     | Dr. Arindam Kumar Bhattacharya | 01570746 | 11/04/2019                     |
| 13.     | Mr. Aditya Madhav Keswani      | 07208901 | 17/06/2015                     |

\* Resigned w.e.f 29th May, 2020

\*\* Resigned w.ef 23rd March, 2021

\*\*\*Appointed as Additional Independent Director w.e.f November 6, 2020.

Ensuring the eligibility of for the appointment / continuity of every Director on the Board is the responsibility of the management of the Company. Our responsibility is to express an opinion on these based on our verification. This certificate is neither an assurance as to the future viability of the Company nor of the efficiency or effectiveness with which the management has conducted the affairs of the Company.

D.S. Associates  
Company Secretaries

Dhawal Kant Singh  
Partner

Membership No.: F8687

CP No.:7347

UDIN: F008687C000437599

Place: New Delhi  
Date : 15.06.2021

## CORPORATE GOVERNANCE CERTIFICATE

To  
The Members  
Lemon Tree Hotels Limited

We have examined the compliance of conditions of Corporate Governance by Lemon Tree Hotels Limited ("the Company"), for the financial year ended March 31, 2021 as stipulated under Regulations 17 to 27 and clauses (b) to (i) of Regulation 46 (2) and Para C, D and E of Schedule V to the SEBI (Listing Obligations and Disclosure Requirements) Regulations, 2015 ("Listing Regulations").

The compliance of conditions of Corporate Governance is the responsibility of the management of the Company. Our examination was limited to procedures and implementation thereof, adopted by the Company for ensuring the compliance of the conditions of Corporate Governance. It is neither an audit nor an expression of opinion on the financial statements of the Company.

In our opinion and to the best of our information and according to the explanations given to us, we certify that the Company has complied with the conditions of Corporate Governance as stipulated under Regulations 17 to 27 and clauses (b) to (i) of Regulation 46(2) and Para C, D and E of Schedule V to the Listing Regulations.

We further state that such compliance is neither an assurance as to the future viability of the Company nor the efficiency or effectiveness with which the management has conducted the affairs of the Company.

For Sanjay Grover & Associates  
Company Secretaries  
Firm Registration No.: P2001DE052900

Place: New Delhi  
Date: 15.06.2021

Devesh Kumar Vasisht  
Partner  
CP No.:13700  
UDIN: F008488C000467243

# CERTIFICATION BY MANAGING DIRECTOR AND CHIEF FINANCIAL OFFICER OF THE COMPANY PURSUANT TO REGULATION 17(8) OF SECURITIES EXCHANGE BOARD OF INDIA

(LISTING OBLIGATIONS AND DISCLOSURE REQUIREMENTS) REGULATIONS, 2015

This is to certify that:

- a. We have reviewed financial statements and the cash flow statement for the year ended March 31, 2021 of Lemon Tree Hotels Limited (the Company) and that to the best of our knowledge and belief:
  - (i) These statements do not contain any materially untrue statement or omit any material fact or contain statements that might be misleading;
  - (ii) These statements together present a true and fair view of the Company's affairs and are in compliance with existing accounting standards, applicable laws and regulations.
- b. There are, to the best of our knowledge and belief, no transactions entered into by the Company during the year which are fraudulent, illegal or violative of the Company's Code of Conduct.
- c. We accept responsibility for establishing and maintaining internal controls for financial reporting in the Company and that we have evaluated the effectiveness of the internal control systems of the Company pertaining to financial reporting. We have disclosed to the Auditors and the Audit Committee, deficiencies in the design or operation of such internal controls, if any, of which we are aware and the steps we have taken or propose to take to rectify these deficiencies.
- d. We have indicated to the Auditors and Audit Committee
  - (i) Significant changes in internal control over financial reporting during the year;
  - (ii) Significant changes in accounting policies during the year and the same have been disclosed in the notes to the financial statements; and
  - (iii) Instances of significant fraud of which we have become aware and the involvement therein, if any, of the management or an employee having a significant role in the Company's internal control system over financial reporting.

For Lemon Tree Hotels Limited

Place: New Delhi  
Date: 15.06.2021

**Kapil Sharma**  
Chief Financial Officer

**Patanjali Govind Keswani**  
Chairman & Managing Director  
DIN:00002974

**REMUNERATION TO DIRECTORS/ KMPs AND EMPLOYEES**

[Pursuant to Rule 5(2) &amp; 5(3) of the Companies (Appointment &amp; Remuneration of Managerial Personnel) Rules, 2014

| Sr. No. | Description   | Directors  |  | Employees   |  |  |
|---------|---|--|--|---|--|--|
| a.      | Name of the Employee  | Mr. Patanjali Govind Keswani (1)   | Mr. Jagdish K Chawla (2)   | Mr. Kapil Sharma (3)  | Mr. Davander Tomar (4)   | Ms. Harleen Mehta (5)  |
| b.      | Designation of the employee   | Chairman & Managing Director   | Executive Vice President-Projects & Engineering  | Chief Financial Officer   | Executive Vice President-Corporate Affairs                                   | Sr. Vice President - Sales   |
| c.      | *Remuneration Received (₹ in Lakhs)   | 27.95  | 89.14  | 72.25   | 62.89  | 57.57  |
| d.      | Nature of Employment, whether contractual or not  | Non-contractual  | Non-contractual  | Non-contractual   | Non-contractual  | Non-contractual  |
| e.      | Qualifications and experience of the employee   | B. Tech in Electrical Engineering from IIT Delhi and PGDBM from IIM Calcutta. He has a experience of over 35 years | Diploma Degree in Electrical Engineering from Pusa Polytechnic, Pusa, New Delhi and has a total experience of over 42 years in the field of engineering, construction and operations | Chartered Accountant. He has a experience of over 25 years              | M.A & LLB from Delhi University and has a total experience of over 38 years. | Master's in Business Administration from Symbiosis Institute of Management Studies, Pune. She also has a Hotel Management Degree from IHM Gwalior. Experience-20 years |
| f.      | Date of commencement of employment with company   | 07.10.2002   | 01.02.2019   | 01.12.2004  | 25.09.2002   | 19.08.2019   |
| g.      | The age of such employee  | 62 Years   | 64 Years   | 52 Years  | 60 Years   | 46 Years   |
| h.      | The last employment held by such employee before joining the Company  | Senior Partner A.T. Kearney Inc., India  | Taj Group of Hotels  | Head-Finance and Accounts, Leroy Somer & Controls India Private Limited | Area Security Manager-Taj Group of Hotels                                    | Hyatt Hotels and Resorts, where her last role was as Vice President –Sales Operations, India   |
| i.      | The percentage of equity shares held by the employee in the Company within the meaning of Clause(iii) of sub-rule (2) above       | 0.04   | 0.17   | 0.06  | 0.01   | Nil  |
| j.      | Whether any such employee is a relative of any director or manager of the Company and if so, the name of such director or manager | Mr. Aditya Madhav Keswani, Director  | N.A.   | N.A.  | N.A.   | N.A.   |

## REMUNERATION TO DIRECTORS/ KMPs AND EMPLOYEES

[Pursuant to Rule 5(2) & 5(3) of the Companies (Appointment & Remuneration of Managerial Personnel) Rules, 2014

| Sr. No. | Description   | Employees  |  |  |   |   |
|---------|---|--|--|--|---|---|
| a.      | Name of the Employee  | Mr. Vikramjit Singh (6)  | Mr. Mahesh Sesha Aiyer (7)   | Mr. Prasad Iyer (8)  | Ms. Ritu Ranjan (9)   | Ms. Sareena Kochhar (10)  |
| b.      | Designation of the employee   | President  | Senior Vice President Operations- South & West                             | Vice President-Digital & E-Commerce  | Chief Design Officer  | Vice President-Housekeeping   |
| c.      | *Remuneration Received (₹ in lakhs)   | 42.01  | 34.25  | 33.02  | 22.60   | 18.37   |
| d.      | Nature of Employment, whether contractual or not  | Non-contractual  | Non-contractual  | Non-contractual  | Non-contractual   | Non-contractual   |
| e.      | Qualifications and experience of the employee   | Graduate from Sri Ram College of Commerce and a post graduate in Hospitality Management and Administration from the Taj Group of Hotels and has an experience of over 25 years | B.E (Mechanical) & M.B.A and have over 25 years of experience in his field | MBA in International Business & International Marketing from University of Technology, Sydney, Australia. He has experience of over 17 years | B.A (Honors) in Philosophy from Delhi University in the year 1987 and having 20 years of experience | B.Sc (Home Science) and Diploma in Hotel Management with over 33 years of experience in Hospitality |
| f.      | Date of commencement of employment with company   | 15.05.2014   | 02.07.2018   | 05.08.2019   | 01.04.2014  | 15.07.2006  |
| g.      | The age of such employee  | 46 years   | 50 years   | 40 years   | 56 years  | 56 years  |
| h.      | The last employment held by such employee before joining the Company  | He was an entrepreneur in Assam where he ran his own hotel   | Chief Operating Officer at Ozone Group                                     | Indian Hotels Company Ltd as Associate Vice President - Digital & E-commerce   | Self employed   | Corporate Executive Housekeeper with VLCC Health Care.  |
| i.      | The percentage of equity shares held by the employee in the Company within the meaning of Clause(iii) of sub-rule (2) above       | 0.05   | 0.01   | Nil  | 0.05  | 0.04  |
| j.      | Whether any such employee is a relative of any director or manager of the Company and if so, the name of such director or manager | N.A.   | N.A.   | N.A.   | N.A.  | N.A.  |

Note(s):

Gross remuneration includes basic salary, allowances, taxable value of perquisites and the Company's contribution to Provident Fund, but excludes provision for retiring gratuity and leave benefits for which separate figures are not available.

\*Due to Covid pandemic which has highly impacted the performance of the Hotels, there has been salary cuts ranging from 50% to 66% to managerial employees and 100% to Chairman & Managing Director of CTC p.a during the financial year.

For Lemon Tree Hotels Limited

Place : New Delhi  
Date : 15.06.2021

**Patanjali Govind Keswani**  
Chairman & Managing Director  
DIN: 00002974



## ANNEXURE-7

**Details pertaining to remuneration as required u/s 197(12) of the Companies Act, 2013 read with Rule 5(1) of the Companies (Appointment and remuneration of Managerial personnel) Rules, 2014**

1. The ratio of the remuneration of each director to the median remuneration of the employees of the Company for the financial year, the percentage increase in remuneration of each Director, Chief Financial Officer, Chief Executive Officer, Company Secretary or Manager, if any, in the financial year :-

| Name                         | Designation                        | Ratio of Remuneration of each Director to the median remuneration of employees | Percentage Increase in Remuneration* |
|------------------------------|------------------------------------|--|--------------------------------------|
| Mr. Patanjali Govind Keswani | Chairman and Managing Director     | 24   | Nil                                  |
| Mr. Kapil Sharma             | Chief Financial Officer            | NA   | Nil                                  |
| Mr. Nikhil Sethi             | Group Company Secretary & GM Legal | NA   | Nil                                  |

\*Due to Covid pandemic which has highly impacted the performance of the Hotels, there has been salary cuts ranging from 50% to 66% to managerial employees and 100% to Chairman & Managing Director of CTC p.a, therefore there is NIL percentage increase in remuneration

No other directors were paid remuneration during the Financial Year 2020-21

2. The percentage increase in the median remuneration of employees in the financial year.  
The percentage increase in the median remuneration of employees in the financial year 2020-21 is NIL, refer clause 4 below.
3. The number of permanent employees on the rolls of the Company.  
The number of permanent employees on the rolls of the Company as on March 31, 2021 is 711 across all the locations globally.
4. Average percentile increase already made in the salaries of employees other than the managerial personnel in the last financial year and its comparison with the percentile increase in the managerial remuneration and justification thereof and point out if there are any exceptional circumstances for increase in the managerial remuneration.  
This clause is not comparable/applicable during the FY 2020-21 as due to Covid pandemic which has highly impacted the performance of the Hotels, the Company has given salary cuts ranging from 50% to 66% to employees and 100% to Chairman & Managing Director of CTC p.a, therefore there is no percentage increase in remuneration of employees or managerial personnel
5. It is hereby affirmed that the remuneration paid during the year is as per the Nomination and Remuneration Policy of the Company.

For Lemon Tree Hotels Limited

**Patanjali Govind Keswani**  
Chairman & Managing Director  
DIN: 00002974

Place : New Delhi  
Date : 15.06.2021

# SECRETARIAL AUDIT REPORT

FOR THE FINANCIAL YEAR ENDED MARCH 31, 2021

[Pursuant to Section 204(1) of the Companies Act, 2013 and Rule No. 9 of the Companies (Appointment and Remuneration of Managerial Personnel) Rules, 2014]

To,  
The Members  
Lemon Tree Hotels Limited  
(CIN: L74899DL1992PLC049022)  
Asset No. 6, Aerocity Hospitality District,  
New Delhi-110037

We have conducted the secretarial audit of the compliance of applicable statutory provisions and the adherence to good corporate practices by Lemon Tree Hotels Limited (hereinafter called 'the Company'). Secretarial Audit was conducted in a manner that provided us a reasonable basis for evaluating the corporate conducts/statutory compliances and expressing our opinion thereon.

We report that-

- a) Maintenance of secretarial records is the responsibility of the management of the Company. Our responsibility is to express an opinion on these secretarial records based on our audit.
- b) We have followed the audit practices and processes as were appropriate to obtain reasonable assurance about the correctness of the contents of the secretarial records. The verification was done on test basis to ensure that correct facts are reflected in secretarial records. We believe that the processes and practices, we followed, provide a reasonable basis for our opinion.
- c) We have not verified the correctness and appropriateness of the financial statements of the Company.
- d) Wherever required, we have obtained the Management representation about the compliances of laws, rules and regulations and happening of events etc.
- e) The compliance of the provisions of the corporate and other applicable laws, rules, regulations and standards is the responsibility of the management. Our examination was limited to the verification of procedures on test basis.
- f) The Secretarial Audit report is neither an assurance as to the future viability of the Company nor of the efficacy or effectiveness with which the management has conducted the affairs of the Company.
- g) Some of the books and papers were verified through online means due to the prevailing lockdown (COVID-19) and due efforts have been made by the Company to make available all the relevant documents and records and by the Auditors to conduct and complete the audit in aforesaid lockdown conditions.

Based on our verification of the Company's books, papers, minute books, forms and returns filed and other records maintained by the Company and also the information provided by the Company, its officers, agents and authorized representatives during the conduct of Secretarial Audit, we hereby report that in our opinion, the Company has, during the audit period covering the financial year ended on 31st March, 2021 ("Audit Period") complied with the statutory provisions listed hereunder and also that the Company has proper Board processes and compliance mechanism in place to the extent, in the manner and subject to the reporting made hereinafter:

We have examined the books, papers, minute books, forms and returns filed and other records maintained by the Company for the financial year ended on 31<sup>st</sup> March, 2021 according to the provisions of:

- (i) The Companies Act, 2013 (the Act) and the rules made thereunder;
- (ii) The Securities Contracts (Regulation) Act, 1956 ('SCRA') and the rules made thereunder;
- (iii) The Depositories Act, 1996 and the Regulations and Bye-laws framed thereunder;
- (iv) Foreign Exchange Management Act, 1999 and the rules and regulations made thereunder to the extent of Foreign Direct Investment, Overseas Direct Investment and External Commercial Borrowings, wherever applicable;
- (v) The following Regulations prescribed under the Securities and Exchange Board of India Act, 1992 ('SEBI Act'):-
  - (a) The Securities and Exchange Board of India (Substantial Acquisition of Shares and Takeovers) Regulations, 2011;
  - (b) The Securities and Exchange Board of India (Prohibition of Insider Trading) Regulations, 2015;
  - (c) \*The Securities and Exchange Board of India (Issue of Capital and Disclosure Requirements) Regulations, 2018;
  - (d) \*The Securities and Exchange Board of India (Share Based Employee Benefits) Regulations, 2014;
  - (e) \*The Securities and Exchange Board of India (Issue and Listing of Debt Securities) Regulations, 2008;
  - (f) The Securities and Exchange Board of India (Registrars to an Issue and Share Transfer Agents) Regulations, 1993;

- (g) \*The Securities and Exchange Board of India (Delisting of Equity Shares) Regulations, 2009;
- (h) \*The Securities and Exchange Board of India (Buyback of Securities) Regulations, 2018; and
- (i) The Securities and Exchange Board of India (Listing Obligations and Disclosures Requirements) Regulations, 2015;

\* No event took place under these regulations during the Audit period.

We have also examined compliance with the applicable clauses of the Secretarial Standards on Meetings of the Board of Directors and on General Meetings issued by the Institute of Company Secretaries of India with which the Company has generally complied with. The Company was regular in filing of e-forms with the Registrar of Companies.

During the Audit Period, the Company has complied with the provisions of the Act, Rules, Regulations, Standards and Guidelines, to the extent applicable, as mentioned above.

- vi) The Company is engaged in the Hotel Business and is running hotels at various locations PAN India. Following are some of the laws specifically applicable to the Company:
  - The Legal Metrology Act, 2009 and rules made thereunder;
  - Food Safety and Standards Act, 2006 and rules made thereunder;.

We have checked the Compliance Management System of the Company to obtain reasonable assurance about the adequacy of systems in place to ensure compliance of specifically applicable laws and this verification was done on test basis. We believe that the Audit evidence which we have obtained is sufficient and appropriate to provide a basis for our audit opinion. In our opinion and to the best of our information and according to explanations given to us, we believe that

the Compliance Management System of the Company seems adequate to ensure compliance of laws, specifically applicable to the Company.

We further report that the Board of Directors of the Company is duly constituted with proper balance of Executive Directors, Non-Executive Directors and Independent Directors. The changes in the composition of the Board of Directors that took place during the audit period were carried out in compliance with the provisions of the Act.

Adequate notice was given to all directors to schedule the Board Meetings, agenda and detailed notes on agenda were sent at least seven days in advance except for those meetings which were held at shorter notice in compliance of the provisions and a system exists for seeking and obtaining further information and clarifications on the agenda items before the meeting and for meaningful participation at the meeting.

Board decisions are carried out with unanimous consent and therefore, no dissenting views were required to be captured and recorded as part of the minutes.

We further report that systems and processes in the Company are satisfactory, which can further be strengthened commensurate with the size and operations of the Company to monitor and ensure compliance with applicable laws, rules, regulations and guidelines.

For **Sanjay Grover & Associates**  
Company Secretaries  
Firm Registration No.: P2001DE052900

New Delhi  
15.06.2021

**Devesh Kumar Vasisht**  
Partner  
CP No. 13700  
UDIN: F008488C000467265

# SECRETARIAL AUDIT REPORT OF MATERIAL SUBSIDIARY COMPANIES

Form No. MR-3  
SECRETARIAL AUDIT REPORT  
FOR THE FINANCIAL YEAR ENDED 31st MARCH, 2021

[Pursuant to section 204(1) of the Companies Act, 2013 and Rule No. 9 of the Companies (Appointment and Remuneration of Managerial Personnel) Rules, 2014]

To,  
The Members,  
**Fleur Hotels Private Limited**  
(CIN: U55101DL2003PTC207912)  
Asset No. 6, Aerocity Hospitality District,  
New Delhi- 110037

during the lock-down conditions due to Covid-19. The Company made due efforts to make available the relevant records and documents which were verified through online means to conduct and complete the audit in the aforesaid lock-down conditions.

We have conducted the secretarial audit of the compliance of applicable statutory provisions and the adherence to good corporate practices by **Fleur Hotels Private Limited** (hereinafter called the Company) which is an unlisted subsidiary of Lemon Tree Hotels Limited. Secretarial Audit was conducted in a manner that provided us a reasonable basis for evaluating the corporate conducts/statutory compliances and expressing our opinion thereon.

Based on our verification of the Company's books, papers, minute books, forms and returns filed and other records maintained by the Company and also the information provided by the Company, its officers, agents and authorized representatives during the conduct of Secretarial Audit, we hereby report that in our opinion, the company has, during the audit period covering the financial year ended on 31<sup>st</sup> March, 2021 ("Audit Period") complied with the statutory provisions listed hereunder and also that the Company has proper Board processes and compliance mechanism in place to the extent, in the manner and subject to the reporting made hereinafter:

## We report that-

- a) Maintenance of secretarial record is the responsibility of the management of the Company. Our responsibility is to express an opinion on these secretarial records based on our audit.
- b) We have followed the audit practices and processes as were appropriate to obtain reasonable assurance about the correctness of the contents of the secretarial records. The verification was done on test basis to ensure that correct facts are reflected in secretarial records. We believe that the processes and practices, we followed provide a reasonable basis for our opinion.
- c) We have not verified the correctness and appropriateness of the financial statements of the Company.
- d) Where ever required, we have obtained the Management representation about the compliances of laws, rules and regulations and happening of events etc.
- e) The compliance of the provisions of the Corporate and other applicable laws, rules, regulations, standards is the responsibility of the management. Our examination was limited to the verification of procedures on test basis.
- f) The Secretarial Audit report is neither an assurance as to the future viability of the company nor of the efficacy or effectiveness with which the management has conducted the affairs of the Company.
- g) The auditor adhered to best professional standards and practices as could be possible while carrying out audit

We have examined the books, papers, minute books, forms and returns filed and other records maintained by the company for the financial year ended on 31st March, 2021 according to the provisions of:

- (i) The Companies Act, 2013 (the Act) and the rules made thereunder;
- (ii) The Depositories Act, 1996 and the Regulations and Bye-laws framed thereunder;
- (iii) Foreign Exchange Management Act, 1999 and the rules and regulations made thereunder to the extent of Foreign Direct Investment, Overseas Direct Investment and External Commercial Borrowings, where applicable;

We have also examined compliance with the applicable clauses of the Secretarial Standard on Meetings of the Board of Directors and on General Meetings issued by the Institute of Company Secretaries of India, which is generally complied with. Further the Company was generally regular in filings with the Registrar of Companies.

During the period under review, the Company has complied with the provisions of the Act, Rules, Regulations and Guidelines, to the extent applicable, as mentioned above.

- (iv) The Company is engaged in the Hotel Business and running various Hotels. As informed by the management, the Food Safety and Standard Act, 2006 and Rules made thereunder are specifically applicable on the Company.

We have checked the compliance management system of the Company to obtain reasonable assurance about the adequacy of systems in place to ensure compliance of specifically applicable laws and this verification was done on test basis. We believe that the Audit evidence which we have obtained is sufficient and appropriate to provide a basis for our audit opinion. In our opinion and to the best of our information and according to explanations given to us, we believe that the compliance management system of the Company seems adequate to ensure compliance of laws specifically applicable to the Company.

**We further report that** the Board of Directors of the Company is duly constituted with proper balance of Executive, Non-Executive Directors and Independent Directors. The changes in the composition of the Board of Directors that took place during the audit period were carried out in compliance with the provisions of the Act.

Adequate notices were given to all its directors to schedule the Board and Committee Meetings. Agenda and detailed notes on agenda were sent seven days in advance of the meetings other than held at shorter notice and a system exists for seeking and obtaining further information and clarifications on the agenda items before the meeting for meaningful participation at the meeting.

Board decisions are carried out with unanimous consent and therefore, no dissenting views were required to be captured and recorded as part of the minutes.

**We further report that** systems and processes in the company commensurate with the size and operations of the company

to monitor and ensure compliance with applicable laws, rules, regulations and guidelines.

**We further report that** Pursuant to the provisions of Sections 42, 62 and 55 and the other applicable provisions, if any, of the Act read with the rules thereunder (including any statutory modifications or re-enactment thereof, for the time being in force), and the provisions of the Foreign Exchange Management Act, 1999 and such other rules and regulations as may be applicable Company has passed a Special Resolution for issue and allotment of 53,76,340 compulsorily convertible preference shares (the "CCPS") of a face value of ₹ 10 each for a premium of ₹ 315.50 each in its Extra Ordinary general Meeting Held on 12.06.2020 and the same was allotted by Share allotment Committee in its meeting held on 22.06.2020

**We further report that** pursuant to the provisions of Sections 230 to 232 and all other applicable provisions, if any, of the Act, Hon'ble National Company law Tribunal has approved the scheme of Amalgamation between Begonia Hotels Private Limited ("Transferor Company 1") and Nightingale Hotels Private Limited ("Transferor Company 2") with Fleur Hotels Private Limited referred as ("Transferee Company") and their respective shareholders and creditors vide its order dated 22.03.2021.

For Sanjay Grover & Associates

Company Secretaries

Firm Registration No.: P2001DE052900

Priyanka

Partner

M No. F10898

UDIN: F010898C000464252

Place : New Delhi

Date : 15.06.2021

**Form No. MR-3**  
**SECRETARIAL AUDIT REPORT**  
**FOR THE FINANCIAL YEAR ENDED 31<sup>ST</sup> MARCH, 2021**

[Pursuant to section 204(1) of the Companies Act, 2013 and Rule No.9 of the Companies (Appointment and Remuneration of Managerial Personnel) Rules, 2014]

To,  
The Members,  
**Berggruen Hotels Private Limited**  
(CIN: U55101MH2006PTC164475)  
Lemon Tree Premier, Mumbai, Opp. Mittal Industrial Estate  
Andheri Kurla Road, Mumbai-400059 (M.H.)

Sir,

We have conducted the Secretarial Audit of the compliance of applicable statutory provisions and the adherence to good corporate practices by **Berggruen Hotels Private Limited** (hereinafter called the Company). Secretarial Audit was conducted in a manner that provided me a reasonable basis for evaluating the corporate conducts/statutory compliances and expressing my opinion thereon.

We report that-

- h) Maintenance of secretarial record is the responsibility of the management of the Company. My responsibility is to express an opinion on these secretarial records based on my audit.
- i) I have followed the audit practices and processes as were appropriate to obtain reasonable assurance about the correctness of the contents of the secretarial records. The verification was done on test basis to ensure that correct facts are reflected in secretarial records. I believe that the processes and practices, I followed provide a reasonable basis for my opinion.
- j) I have not verified the correctness and appropriateness of the financial records and Books of Accounts of the Company.
- k) Where ever required, I have obtained the Management representation about the compliances of laws, rules and regulations and happening of events etc.
- l) The compliance of the provisions of the Corporate and other applicable laws, rules, regulations, standards is the responsibility of the management. My examination was limited to the verification of procedures on test basis.
- m) The Secretarial Audit report is neither an assurance as to the future viability of the company nor of the efficacy or effectiveness with which the management has conducted the affairs of the Company.

Based on my verification of the Berggruen Hotels Private Limited's books, papers, minute books, forms and returns filed and other records maintained by the Company and also the information provided by the Company, its officers, agents and authorized representatives during the conduct of Secretarial Audit, I hereby report that in my opinion, the Company has, during the audit period covering the financial year ended on 31<sup>st</sup> March, 2021 complied with the statutory provisions listed hereunder and also that the Company has proper Board-processes and compliance-mechanism in place to the extent, in the manner and subject to the reporting made hereinafter:

We have examined the books, papers, minute books, forms and returns filed and other records maintained by the Company for the financial year ended on 31st March, 2021 according to the provisions of:

- (i) The Companies Act, 2013 (the Act) and the rules made thereunder;
- (ii) The Depositories Act, 1996 and the Regulations and Bye-laws framed thereunder.
- (iii) Foreign Exchange Management Act, 1999 and the rules and regulations made thereunder to the extent of Foreign Direct Investment. The Company has no Overseas Direct Investment and External Commercial Borrowings;
- (iv) Other laws as applicable specifically to the Company:
  - The Legal Metrology Act, 2009 and rules made thereunder;
  - Food Safety and Standards Act, 2006 and rules made thereunder;

We have also examined compliance with the applicable clauses of the following:

- (i) Secretarial Standards issued by The Institute of Company Secretaries of India as notified by Ministry of Corporate Affairs.

During the period under review the Company has complied with the provisions of the Act, Rules, Regulations, Guidelines, Standards, etc. mentioned above.

We further report that:

The Board of Directors of the Company is duly constituted with proper balance of Executive Directors, Non-Executive Directors and Independent Directors. There were no changes in the composition of the Board of Directors during the period under review.

Adequate notice is given to all directors to schedule the Board Meetings, agenda and detailed notes on agenda were sent at least seven days in advance (except in cases where the meeting is held on shorter notice) and a system exists for seeking and obtaining further information and clarifications on the agenda items before the meeting and for meaningful participation at the meeting.

There is no dissenting view majority decision is carried through while the dissenting member's views are captured and recorded as part of the minutes.

We further report that there are adequate systems and processes in the company commensurate with the size and operations of the Company to monitor and ensure compliance with applicable laws, rules, regulations and guidelines.

We further report that during the audit period no specific events/actions took place having a major bearing on the Company's affairs in pursuance of the above referred laws, rules, regulations, guidelines, standards etc.

For D.S. Associates  
Company Secretaries

Dhawal Kant Singh  
Partner

M. No.: F8687

C P No.: 7347

UDIN:F008687C000437566

Place : New Delhi

Date : 14.06.2021

**Note: "We have conducted online verification & examination of records, as facilitated by the Company, due to Covid 19 and subsequent lockdown situation for the purpose of issuing this report.**

**Form No. MR-3**  
**SECRETARIAL AUDIT REPORT**  
**FOR THE FINANCIAL YEAR ENDED 31<sup>ST</sup> MARCH, 2021**

[Pursuant to section 204(1) of the Companies Act, 2013 and Rule No.9 of the Companies (Appointment and Remuneration of Managerial Personnel) Rules, 2014]

To,  
The Members,  
**Hyacinth Hotels Private Limited**  
(CIN: U55204DL2007PTC166050)  
Asset No.6 Aerocity Hospitality District  
New Delhi - 110037

Sir,

We have conducted the Secretarial Audit of the compliance of applicable statutory provisions and the adherence to good corporate practices by **Hyacinth Hotels Private Limited** (hereinafter called the Company). Secretarial Audit was conducted in a manner that provided us a reasonable basis for evaluating the corporate conducts/statutory compliances and expressing our opinion thereon.

**We report that-**

- n) Maintenance of secretarial record is the responsibility of the management of the Company. Our responsibility is to express an opinion on these secretarial records based on our audit.
- o) We have followed the audit practices and processes as were appropriate to obtain reasonable assurance about the correctness of the contents of the secretarial records. The verification was done on test basis to ensure that correct facts are reflected in secretarial records. We believe that the processes and practices, we followed provide a reasonable basis for our opinion.
- p) We have not verified the correctness and appropriateness of the financial statements of the Company.
- q) Where ever required, we have obtained the Management representation about the compliances of laws, rules and regulations and happening of events etc.
- r) The compliance of the provisions of the Corporate and other applicable laws, rules, regulations, standards is the responsibility of the management. Our examination was limited to the verification of procedures on test basis.
- s) The Secretarial Audit report is neither an assurance as to the future viability of the company nor of the efficacy or effectiveness with which the management has conducted the affairs of the Company.

Based on our verification of the **Hyacinth Hotels Private Limited's** books, papers, minute books, forms and returns filed and other records maintained by the Company and also the information provided by the Company, its officers, agents and authorized representatives during the conduct of Secretarial Audit, we here by report that in our opinion, the Company has, during the audit period covering the financial year ended on **31<sup>st</sup> March, 2021** complied with the statutory provisions listed hereunder and also that the Company has proper Board-processes and compliance-mechanism in place to the extent, in the manner and subject to the reporting made hereinafter:

We have examined the books, papers, minute books, forms and returns filed and other records maintained by the Company for the financial year ended on 31<sup>st</sup> March, 2021 according to the provisions of:

- (i) The Companies Act, 2013 (the Act) and the rules made thereunder
- (ii) The Depositories Act, 1996 and the Regulations and Bye-laws framed thereunder
- (iii) Other laws as applicable specifically to the Company:
  - The Legal Metrology Act, 2009 and rules made thereunder
  - Food Safety and Standards Act, 2006 and rules made thereunder

We have also examined compliance with the applicable clauses of the following:

- (i) Secretarial Standards issued by The Institute of Company Secretaries of India as notified by Ministry of Corporate Affairs on the Board and General meetings of the Company.

During the period under review the Company has complied with the provisions of the Act, Rules, Regulations, Guidelines, Standards, etc. mentioned above.

We further report that:

The Board of Directors of the Company is duly constituted with proper balance of Executive Directors and Non-Executive Directors. There were no changes in the composition of the Board of Directors during the audit period.



Adequate notice is given to all directors to schedule the Board Meetings, agenda and detailed notes on agenda were sent at least seven days in advance (except in cases where the meeting is held on shorter notice) and a system exists for seeking and obtaining further information and clarifications on the agenda items before the meeting and for meaningful participation at the meeting.

Board decisions are carried out with unanimous consent and there for no dissenting member's views were required to be captured and recorded as part of the minutes.

We further report that there are adequate systems and processes in the company commensurate with the size and operations of the Company to monitor and ensure compliance with applicable laws, rules, regulations and guidelines.

We further report that during the audit period no specific events/actions took place having a major bearing on the

Company's affairs in pursuance of the above referred laws, rules, regulations, guidelines, standards etc.

For **D.S. Associates**  
Company Secretaries

**Dhawal Kant Singh**  
Partner

Place : New Delhi

Date : 15.06.2021

M. No.: F8687

C P No.: 7347

UDIN: F008687C000437544

**Note: "We have conducted online verification & examination of records, as facilitated by the Company, due to Covid 19 and subsequent lockdown situation for the purpose of issuing this report.**

**Form No. MR-3**  
**SECRETARIAL AUDIT REPORT**  
**FOR THE FINANCIAL YEAR ENDED 31<sup>ST</sup> MARCH, 2021**

[Pursuant to section 204(1) of the Companies Act, 2013 and Rule No.9 of the Companies (Appointment and Remuneration of Managerial Personnel) Rules, 2014]

To,  
The Members,  
**Iora Hotels Private Limited**  
(CIN: U55101DL2009PTC192981)  
Asset No. 6, Aerocity Hospitality District  
New Delhi-110037

Sir,

We have conducted the Secretarial Audit of the compliance of applicable statutory provisions and the adherence to good corporate practices by **Iora Hotels Private Limited** (hereinafter called the Company). Secretarial Audit was conducted in a manner that provided us a reasonable basis for evaluating the corporate conducts/statutory compliances and expressing our opinion thereon.

We report that-

- t) Maintenance of secretarial record is the responsibility of the management of the Company. Our responsibility is to express an opinion on these secretarial records based on our audit.
- u) We have followed the audit practices and processes as were appropriate to obtain reasonable assurance about the correctness of the contents of the secretarial records. The verification was done on test basis to ensure that correct facts are reflected in secretarial records. We believe that the processes and practices, we followed provide a reasonable basis for our opinion.
- v) We have not verified the correctness and appropriateness of the financial statements of the Company.
- w) Where ever required, we have obtained the Management representation about the compliances of laws, rules and regulations and happening of events etc.
- x) The compliance of the provisions of the Corporate and other applicable laws, rules, regulations, standards is the responsibility of the management. Our examination was limited to the verification of procedures on test basis.
- y) The Secretarial Audit report is neither an assurance as to the future viability of the company nor of the efficacy or

effectiveness with which the management has conducted the affairs of the Company.

Based on our verification of the **Iora Hotels Private Limited's** books, papers, minute books, forms and returns filed and other records maintained by the Company and also the information provided by the Company, its officers, agents and authorized representatives during the conduct of Secretarial Audit, We hereby report that in our opinion, the Company has, during the audit period covering the financial year ended on 31st March, 2021 complied with the statutory provisions listed hereunder and also that the Company has proper Board-processes and compliance-mechanism in place to the extent, in the manner and subject to the reporting made hereinafter:

We have examined the books, papers, minute books, forms and returns filed and other records maintained by the **Company** for the financial year ended on 31<sup>st</sup> March,2021 according to the provisions of:

- (i) The Companies Act, 2013 (the Act) and the rules made thereunder;
- (ii) The Depositories Act, 1996 and the Regulations and Bye-laws framed thereunder.
- (iii) There are no other laws specifically applicable to the Company.

We have also examined compliance with the applicable clauses of the following:

- (i) Secretarial Standards issued by The Institute of Company Secretaries of India as notified by Ministry of Corporate Affairs on the Board and General meetings of the Company.

During the period under review the Company has complied with the provisions of the Act, Rules, Regulations, Guidelines, Standards, etc. mentioned above.

We further report that:

The Board of Directors of the Company is duly constituted with proper balance of Executive Directors and Non-Executive Directors. The changes in the composition of the Board of Directors that took place during the period under review were carried out in compliance with the provisions of the Act.

Adequate notice is given to all directors to schedule the Board Meetings, agenda and detailed notes on agenda were sent at least seven days in advance (except in cases where the meeting is held on shorter notice) and a system exists for seeking and obtaining further information and clarifications on the agenda items before the meeting and for meaningful participation at the meeting.

Board decisions are carried out with unanimous consent and therefore no dissenting member's views were required to be captured and recorded as part of the minutes.

We further report that there are adequate systems and processes in the company commensurate with the size and operations of the Company to monitor and ensure compliance with applicable laws, rules, regulations and guidelines.

We further report that during the audit period, the Company has:

- Increased the authorised Share Capital by ₹ 5,00,00,000/- (Rupees Five Crores only) vide ordinary

resolution passed in the Extra Ordinary General Meeting of the Company held on 08<sup>th</sup> March, 2021

- Issued 4,56,00,000 (Four crore fifty-six lakh) equity shares on preferential basis vide resolution passed in the Extra Ordinary General Meeting of the company held on 23<sup>rd</sup> March, 2021.

For **D.S. Associates**  
Company Secretaries

**Dhawal Kant Singh**

Partner

M. No.: F8687

C P No.: 7347

UDIN: F008687C000437555

Place : New Delhi

Date : 10.06.2021

**Note: "We have conducted online verification & examination of records, as facilitated by the Company, due to Covid 19 and subsequent lockdown situation for the purpose of issuing this report."**

# BUSINESS RESPONSIBILITY REPORT FY21

## SECTION A: GENERAL INFORMATION ABOUT THE COMPANY

|    |  |   |
|----|--|---|
| 1  | Corporate Identity Number (CIN)  | L74899DL1992PTC049022   |
| 2  | Name of the company  | Lemon Tree Hotels Limited   |
| 3  | Registered Office  | Lemon Tree Premier – Delhi Airport<br>Asset No. 6, Aerocity Hospitality District New Delhi 110037   |
| 4  | Website  | www.lemontreehotels.com   |
| 5  | Email address  | hi@lemontreehotels.com<br>sectdeptt@lemontreehotels.com   |
| 6  | Financial Year Report  | 2020-2021   |
| 7  | Sector(s) that the company is engaged in (industrial activity code-wise)           | Hotels 99631110   |
| 8  | List three key products /services that the company manufactures/provides           | Hotel services – rooms, restaurants, conference facilities  |
| 9  | Total number of locations where the business activity is undertaken by the Company | Number of International Locations: 2 cities and 2 hotels<br>Number of National Locations: 51 cities, 84 hotels<br><ul style="list-style-type: none"> <li>• 41 owned/leased hotels</li> <li>• 43 managed hotels</li> </ul> |
| 10 | Markets served by the company – local/state/national/international                 | National and international markets  |

## SECTION B: FINANCIAL DETAILS OF THE COMPANY

|   |   |  |
|---|---|--|
| 1 | Paid up capital (INR in Lakhs)  | INR 79,042.14 Lakhs  |
| 2 | Total turnover (INR in Lakhs)   | INR 7,991.57 Lakhs   |
| 3 | Total profit after taxes (INR in Lakhs)   | INR (4,073.07) Lakhs   |
| 4 | Total spending on Corporate Social Responsibility (CSR) as a percentage of profit after tax (%) | In FY 21, CSR expenses of Rs 73.85 lakhs has been disbursed.   |
| 5 | List of activities in which expenditure in 4 above has been incurred                            | For youth with disability/special needs or youth from economically/socially marginalised backgrounds: <ol style="list-style-type: none"> <li>1. Building awareness in the community</li> <li>2. Education and self-management/care</li> <li>3. Like skilling/professional skilling/vocational skilling</li> <li>4. Train-the-trainer programs</li> </ol> <p>Additionally, other community outreach activities by the group hotels across India (as feasible in these pandemic circumstances):</p> <ul style="list-style-type: none"> <li>• Visits to orphanages, old people's home/Cheshire home, etc. to distribute packed meals, fruit, linen, etc. on special occasions including the hotel anniversary every year</li> <li>• Blood donation camps done annually across the group to support blood banks, especially for the requirements of Thalassaemia patients</li> </ul> |

## SECTION C: OTHER DETAILS

|    |   |  |
|----|---|--|
| 1  | Does the company have any subsidiary company/companies?   | Lemon Tree Hotels Ltd. has 23 subsidiaries. These companies are all domestic companies |
| 2  | Do the subsidiary company/companies participate in the BR initiatives of the parent company? If yes, then indicate the number of such subsidiaries  | Yes they do participate  |
| 3. | Do any other entity/entities (e.g. suppliers, distributor etc.) that the Company does business with, participate in the BR initiatives of the Company? If yes, then indicate the percentage of such entity/entities? [Less than 30%, 30-60%, More than 60%] | No   |

## SECTION D: BR INFORMATION

## 1. Director/Directors responsible for BR

## a. Details of the Director/Director responsible for implementation of the BR policy/policies:

|   |             |                              |
|---|-------------|------------------------------|
| 1 | DIN Number  | 00002974                     |
| 2 | Name        | Patanjali Govind Keswani     |
| 3 | Designation | Chairman & Managing Director |

## b. Details of BR head

| No. | Particulars      | Details                          |
|-----|------------------|----------------------------------|
| 1   | DIN Number       | 00002974                         |
| 2   | Name             | Patanjali Govind Keswani         |
| 3   | Designation      | Chairman & Managing Director     |
| 4   | Telephone Number | +91 11 46050112                  |
| 5   | Email ID         | Patu.keswani@lemontreehotels.com |

## 2. Principle-wise (as per NVGs) BR Policy/policies

The National Voluntary Guidelines on Social, Environmental and Economic Responsibilities of Business ('NVG's) released by the Ministry of Corporate Affairs are based on nine principles in the realm of Business Responsibility. These are as under:

|    |   |
|----|---|
| P1 | Businesses should conduct and govern themselves with Ethics, Transparency and Accountability.   |
| P2 | Businesses should provide goods and services that are safe and contribute to sustainability throughout their life cycle.                                    |
| P3 | Businesses should promote the well-being of all employees.  |
| P4 | Businesses should respect the interest of, and be responsive towards all stakeholders, especially those who are disadvantaged, vulnerable and marginalized. |
| P5 | Businesses should respect and promote human rights.   |
| P6 | Businesses should respect and promote, and make efforts to restore the environment.   |
| P7 | Businesses, when engaged in influencing public and regulatory policy, should do so in a responsible manner.   |
| P8 | Businesses should support inclusive growth and equitable development.   |
| P9 | Business should engage with and provide value to their customers and consumers in a responsible manner.   |

## 3. Governance related to BR

Frequency with which the Board of Directors, Committee of the Board or CEO assess the BR performance of the company: Annually

BR or Sustainability Report published by the company: In FY21 Lemon Tree Hotels Ltd. is preparing its first ESG report and will get this report assured.

Additionally, Lemon Tree Hotels Ltd. participates in an annual global survey i.e. Global Real Estate Sustainability Benchmark (GRESB) and is evaluated by them on sustainability performance.

## SECTION E: PRINCIPLE-WISE PERFORMANCE

## Lemon Tree Hotels commitment to responsible business

Lemon Tree's objective is to be a trusted Indian brand and to stand for more than 'just profit'. Sustainability practices at Lemon Tree have been fundamental to the way we run our hotels and these have come into increasing focus in our interactions with stakeholders: investors, partners, vendors, customers/guests, governments and local communities. Sustainability is a business approach that creates long term stakeholder value by managing risk and embracing opportunities through optimization of the economic, environmental and social bottom lines, also known as the Triple Bottom Line.

PEOPLE | Socially inclusive work ethos & human rights based stakeholder management

PLANET | All hotels to be built to L.E.E.D. Gold/IGBC standards & environmentally friendly engineering services and operational practices

PROFIT | Without profits, we cannot survive

Today, sustainability is globally viewed through the lens of a company's Environmental, Social, and Corporate Governance (ESG) performance which are the three pillars that measure how sustainable and positive are the impact of a company's operations on all stakeholders including society at large. In fact, the old view that a company's primary objective is to only reward shareholders is becoming obsolete – what the world is interested to know today is how responsibly a company behaves with all its stakeholders. Increasingly even investors and customers are now using ESG as a screening process for potential investments and for use of the brand/company, respectively.

Broadly, **Environmental** criteria evaluate how a company performs as a steward of the planet – the way it uses and replenishes/replaces natural resources like water, air, energy, etc. **Social** criteria examine how it manages relationships with employees, suppliers, partners, customers, guests and the local communities where it operates. **Governance** deals with a company's leadership practices, executive pay, internal controls and audits and shareholder rights/treatment.

Over the last few years, Lemon Tree has strengthened its work in all these areas and observed a positive impact on its stakeholders. During this unprecedented pandemic year, it has become even more evident to us that to sustain our business over time, embedding ESG principles in our business model is a critical requirement.

In summary, the benefits of Lemon Tree using an ESG approach are primarily:

1. Total alignment of company and employee objectives leading to a mutually rewarding engagement and both way loyalty
2. Good corporate citizenship
3. Goodwill and growth of brand value leading to customer preference
4. Investor support
5. Stakeholder admiration

Our effort, at a group level is creating hotels that are designed to qualify for the IGBC/L.E.E.D Gold Standard. Our buildings are designed for universal access and offer energy saving, efficient use of water & other natural resources, reduction of CO2 emission and overall improvement in environmental quality.

The second plank of our strategy has been to offer hotels with universal access for guests of all abilities as well as to build a socially inclusive workplace which seeks to bring in people of

different backgrounds, abilities and ethnicities. On 31st March 2021, ~16% of our employee base were Opportunity Deprived Indians (ODIs) including ~450 Employees With Disability (EWDs) and ~350 Employees from Economically/Socially Marginalised segments across 84 hotels, 51 cities, ~8300 rooms.

What sets Lemon Tree apart as a mid-market player, is that our hotels - public areas and designated rooms - offer differently abled guests the same useful features as available in a deluxe hotel – and that too at a moderate price. Moreover, our employees are highly sensitized towards people with disability including Speech & Hearing Impaired (SHI), Orthopaedically Handicapped (OH), Down Syndrome (DS) and Autism – as they work with them in the hotel teams daily.

<http://www.lemontreehotels.com/about-us.aspx>

- Under 'About Us' the buttons on CSR and Eco-Friendly Practices
- Under 'Investor Relations' the buttons on Corporate Governance

## Principle 1: policies related to ethics, bribery and corruption

### 1. Whistleblower Policy

#### Code of Conduct and Vigil Mechanism

Lemon Tree Hotels Ltd. believes in the conduct of the its affairs and management of its development, operations and business in an equitable and transparent manner by adopting highest standards of professionalism, honesty, integrity and ethical behavior and aims to build and strengthen an ethical culture and trust in the organization. Accordingly, a Code of Conduct has been formulated for laying down the principles and standards that should govern the actions of the Company, its subsidiaries, associates, directors and employees and requires them to observe highest standards of business and personal ethics in the conduct of their affairs, duties and responsibilities

The complete code of conduct is available at website of the Company i.e. [www.lemontreehotels.com](http://www.lemontreehotels.com).

### 2. Anti-bribery mechanism for new properties/land acquisition

The following stringent processes are being followed to avoid any bribery and corruption occurring when a new property is being bought/built/taken over by Lemon Tree Hotels:

- 1) Finalization of city/land.
- 2) Due diligence of land/property.
- 3) Verification of antecedents of owner and their credibility.
- 4) Invitation of tenders.
- 5) Completion of all statutory compliances, prior to the hotel opening.

- 6) Getting all mandatory licenses in place before the commencement of hotel operations.
- 7) Inside and outside surveys by auditors.

Loopholes are plugged with strong internal mechanism.

### Principle 2: Incorporation of Social or Environmental Concerns, Risks and/or Opportunities in Products and Services

The company runs its hotel operations on a sustainability platform and maintains the highest standards of safety and compliance.

Lemon Tree's sustainability strategy (for new constructions) is to design and build hotels that are environmentally friendly and innovative in design. Our goal is to follow the Gold standard specifications of IGBC (Indian Green Building Council)/L.E.E.D for all new constructions. IGBC/L.E.E.D certification will be taken for new construction hotels, as each project is completed & launched, within 1 year of opening.

Examples of environmentally friendly initiatives implemented across the group:

1. Increasing renewable energy as a % of total energy consumed. Currently this is 10% of the total and will be raised to 27% by end FY 22. We are targeting 50%, within the next 5 years.
2. AAC blocks (fly ash) used in the construction of the building. A waste material being put to a purposeful use. Also the walls are built with a cavity (with insulation inserted in between) to reduce the heat load on the building, hence reduce energy requirements.
3. Green cover: a green cover is developed around the building to reduce the heat load and aid with natural cooling.
4. Double glazed windows used for all guest rooms/office area to reduce the heat load, hence reduce energy requirements. Also noise pollution is reduced. For future construction, we are using low-e glass.
5. Window wall ratio is being maintained at less than 40%, in order to reduce the heat load and yet capture natural light.
6. Material is recycled at our construction sites, to reduce the consumption of natural resources.
7. Material with less embedded energy is being used for construction.
8. Green plumbing fixtures are used across sites.

Examples of specific measures and their impact:

1. Double Glazed Units (DGU) for room windows: we have installed double glazed units (DGU) in the windows

of all rooms. It minimizes heat dissipation by a factor of 14 W/sqmdegK, between the internal and external environment.

2. VFD; VRF; Energy saver card (key card access to power in guest rooms): we have installed (1) VFDs for major equipment leading to energy saving of ~25% (2) VRF for all public area air-conditioning. Better control and effective air-conditioning. Saving ~20% (3) Energy saver card – for all unoccupied guest rooms we save on power consumption as the in-room power is accessible only on insertion of the key card. Saving ~50%
3. High usage of/conversion to LED lights, across the group: conversion to LED fixtures helps us save electricity consumption vs that of CFL by ~50%. Also replacement cost of bulbs minimizes to 0 after 2 years of usage. Additionally, manpower cost and time is saved greatly by there being no need to replace a bulb.
4. Use of green fixtures and dual-flush system: these environmentally friendly fixtures and flush systems manage and restrict the flow of water, thereby reducing total water usage. At the same time, the user/guests is able to use water without experiencing any difficulty.
5. Installation of Sewage Treatment Plant (STP): all hotels in the portfolio have an STP plant. All water from bathrooms, kitchen, laundry, etc. is treated in this plant. The treatment involves the MBBR technology to reduce organic matter; maintains BOD and COD of the water as per Government norms.
6. Organic Waste Converter: the OWC machine with shredder is installed in ~12 hotels. All food waste (wet garbage) is put into the OWC and kept for 15 days to be converted into compost. This is then used as manure for horticulture purpose. The ROI is 100% because the earlier collection process came to us at a cost (now that money is saved) and the compost becomes a useful product and the wet garbage is not being thrown in a landfill, thereby not polluting the environment.
7. GHG emissions (Scope 1 and Scope 2): we are now measuring this with the help of an online tool. For FY20 it is 9230.62 in CO2 equivalent tonnes (measured through an online tool)

### Principle 3: Wellbeing and Engagement of Employees

As on 31 March 2021

|     |   |      |
|-----|---|------|
| 1   | Total number of employees (permanent)                                     | 5177 |
| 2   | Total number of outsourced employees (temporary/contractual/casual basis) | 441  |
| 3   | Total number of permanent women employees                                 | 512  |
| 4.1 | Total number of permanent Employees With Disability                       | 392  |
| 4.2 | Total number of Employees With Disability                                 | 392  |

|     |   |   |
|-----|---|---|
| 5   | List of employee associations that are recognized by management                       | 1. Shiv Garjana Kamgar Sanghatana<br>2. Bhartiya Kamgar Sena<br>3. CITU |
| 6   | Percentage of permanent employees who are members of recognized employee associations | 1.9%  |
| 7.1 | Number of complaints related to child labour/forced labour/involuntary labour         | NIL (we do not employ child/forced/involuntary labour)                  |
| 7.2 | Number of complaints related to sexual harassment                                     | NIL<br>Pending NIL  |
| 7.3 | Discriminatory employment   | NIL (we do not discriminate while hiring)                               |
| 7.4 | Number of man hours/days for leadership training                                      | NIL   |
| 7.5 | Number of man hours/days for staff training   | 17683 employees / man days / 25455 man hours                            |

**Learning and Development Strategy**

Lemon Tree’s focus on Learning and Development began in the early years itself. This area of work has been developed extensively over the years and resources added to the function so that today it is one of our key strengths. The focus is on building world class capability within the L&D team internally and creating content for all key functions at Lemon Tree. Over the years, we have carefully curated detailed SOPs in the areas of Front Office, Housekeeping, Food & Beverage and Sales and this has been developed into training modules at different level. At each stage the goal is to identify Hi-Potential employees and Super High Achievers – who can be take up the growth ladder by training them ahead of that role being assigned to them, thereby boosting their career path. The vision of the L&D function is to enable talent at all levels and create a pipeline of new leaders within the system. This is done to match the growth of the company in terms of inventory being added every year.

**Vision**

- Enabling and enhancing talent across all levels with a special focus on leadership development
- Continuously drive & strengthen customer focus and service excellence
- Impact identified business KRA’s

**Our Learning Cycle**

**Key Drivers**

- Service Excellence
- Customer Retention
- Brand Ownership

**Baseline**

- Capability Mapping through Review of Prior Learning (RPL)

- Gap Analysis
- Understanding KRAs
- Role Learning Plan

**Pedagogy**

1. Tell-Show-Do-Assess
2. Visual training aids
3. Learning gamification

**Gender Focus**

Lemon Tree’s goal is to create more opportunities for women from all walks of life and with different backgrounds/ qualifications. This translates to a recruitment focus on hiring women, across all units and the Corporate Office, based on their qualifications and our role requirements.

Within this focus, the company lays special emphasis on marginalized or excluded women. This is explained ahead in Principle 4 under the inclusion and mainstreaming initiative implemented by Lemon Tree Hotels.

**Employee health and well-being**

Lemon Tree Hotels provides opportunities to all employees to benefit from good health practices and exercise. This is usually done in conjunction with a subject matter expert or firm, an NGO or even a bank. It could be health checkups or yoga lessons or even participation in city marathons. The goal is to give each individual a chance to do one of these activities through their work place, if they do not have a way of doing it privately. Also by organizing activities as a group – e.g. marathon participation - we are able to build team spirit amongst the employees.

**Principle 4: Respect the Interests of All Stakeholders, Especially Those Who Are Vulnerable and Marginalized**

**Within The Company**

As mentioned, our effort at the group level has been to offer hotels with universal access for guests of all abilities as well as to build a socially inclusive workplace. To make inclusion/ diversity a part of our DNA, we are creating an inclusive work environment which seeks to bring in people of different backgrounds, abilities and ethnicities and offer them work as a unified team. The goal is mainstreaming ‘Opportunity Deprived Indians’ ODIs:

**Employees With Disability (EWDs):**

**Physical**

- Speech and Hearing Impaired
- Orthopedically Handicapped
- Acid Survivors
- Low Vision. Going forward, also Visually Impaired

**Intellectual**

- Down Syndrome
- Autism



### People who belong to Economically/Socially marginalized segments:

1. Below Poverty Line
2. Widowed or abandoned/battered/destitute/divorced women
3. Orphans
4. Individuals from economically weak families
5. Communities who do not get education and employment opportunities easily i.e. North Eastern States, Bihar, Jharkand, Chhattisgarh, Orissa, tribal/interior areas of any state, etc.

For any of the above segments (except #2), we consider those who have studied up to Class 9.

Lemon Tree has been hiring EWDs since 2007 and now ~10% of employees (~450 people) are EWDs. Initially, we inducted EWDs only in back-end roles like Kitchen Stewarding and Housekeeping, where direct guest interaction was minimal. Also the focus was only on deaf employees. This gave us an opportunity to develop standard operating procedures and training modules in an iterative manner. Subsequently we extended this initiative to restaurants, where interaction with guests is an integral part of the job role. We now also regularly hire orthopaedic impairment, low vision, Acid Survivors, Down Syndrome and Autism. The last two, fall under Intellectual & Developmental Disability & require external support.

### Definitions for the Economically/Socially marginalized segments

#### Below Poverty Line (BPL) Individuals

We follow the guidelines laid down by the Government of India - based on the principle of 'Income based poverty line in India':

- Below Poverty Line – BPL
- Above Poverty Line – APL

For the purpose of hiring, Lemon Tree focuses on:

- BPL – individuals who have the BPL ration card issued by their District Revenue Officer.

#### Individuals from economically weak families

We target economically needy families as defined (and audited) by our partner NGOs (government recognized). The usual criteria is family income not exceeding Rs 10,000 p.m. and a house or bike/car is not owned by the family. These individuals are children of drivers, maids, rickshaw pullers, daily contract workers, small shop owners, etc.

#### Widowed or abandoned/battered women

A widow, with or without children:

- War widow - whose spouse has sacrificed his life for the nation, during insurgency operations/war or in the normal course of life, while in the armed forces (Army/ Navy/Air Force)

- Needy widow or abandoned/battered women

The aim is to help her make a living to sustain herself and her children.

#### Orphans

A needy orphan, attached to a registered NGO/orphanage and brought up with support of that orphanage. This individual should be of legal working age (18 years+).

#### Focus States

Lemon Tree attempts to bring in people from different parts/states of India and especially those communities who do not get employment opportunities easily. For this segment, we consider those who have studied up to Class 9 and not beyond that. Examples of such communities include North Eastern States (Seven Sister States) of Assam, Nagaland, Arunachal Pradesh, Sikkim, Manipur, Meghalaya and Mizoram as well as Siliguri (part of West Bengal). Also notified underdeveloped districts in states like Bihar, Chhattisgarh, Jharkhand and Orissa.

#### 2021 update

Once our hiring process re-starts (currently there is a hiring freeze on account of the impact of the pandemic on the hospitality sector), Lemon Tree will build back the ODI numbers to pre-COVID levels i.e. ~20%. In order to do this, we will also onboard new segments of employees with disability and economically/socially marginalized segments, as well as continue doing job mapping for new disability types and/or for new roles. Lemon Tree will also rebuild focus on the women: men ratio at entry level, hotel leadership level and company leadership level. Currently at ~10% we want to get more women to work at Lemon Tree and raise this level to 30%+, represented across all band levels.

#### With The Community

##### Tribal Art

Lemon Tree Hotels is the largest buyer nationally of tribal art from Bastar, Madhya Pradesh. This enables the group to support poor tribal craftsmen in this region and allows the chain to showcase their art extensively across its hotels.

##### Giving Back To Society

Lemon Tree Hotels supports and partners these NGOs and societies:

- **Goonj:** which provides clothes and utensils to the impoverished, especially as part of disaster relief
- **Suniye:** that runs a school for Speech and Hearing Impaired children from economically weaker sections of society. It provides extensive life skills support to these children.
- **Akshaya Patra:** whose focus is to eliminate hunger in the city. It regularly provides a free meal to approximately 2000 destitute people in Delhi, across the city.

- **Ramanujan Society:** where LTH has donated gifts to students for successfully clearing the IIT entrance exam.

Our 2% CSR contribution in FY21 was made to these 7 NGOs, who work extensively in the education/skilling of youth with special needs including intellectual and development disability (IDD), autism, speech & hearing impaired (SHI)/deaf, orthopaedic handicap (OH) and visually impaired/low vision:

- Aasraa Trust
- AADI
- Action For Autism
- Muskaan
- Noida Deaf Society
- Sai Swayam Society
- Sarthak Educational Society

#### Art Objects Through People For Animals

Lemon Tree Hotels is a large supporter of art objects promoted by People for Animals. This money helps support the initiatives undertaken by PFA for the welfare and care of animals across India.

#### Principle 5: Respect and Promote Human Rights

Lemon Tree hotels believes in nurturing an inclusive and diverse work force. The focus is on building diversity through gender, ethnicity, geography, mainstreaming Opportunity Deprived Indians (ODIs) including Employees With Disability and employees from economically marginalized segments. This effort is now part of the company's culture and DNA. In the process we take great care to protect and promote human rights for all.

This philosophy cuts across hiring as well as the customers we serve. Lemon Tree has become a brand of choice for persons with special needs as they are aware of our inclusive culture and hence know that our employees are well sensitized and able to effectively serve guests who have special requirements. For deaf guests, it is very encouraging that all our employees can communicate in Indian Sign Language.

Safety of our employees, especially women is paramount to us. We have put in place a robust ombudsman policy. Briefly,

#### Principle 6: Address Environmental Issues and Respect the Environment

Lemon Tree has a deep commitment to preserving the environment and has built in sustainability practices into the construction and running of hotels.

#### Definition of Sustainability

The most commonly accepted definition is that of the Brundtland Commission of the United Nations in 1987:

**“Sustainable development is development that meets the needs of the present without compromising the ability of future generations to meet their own needs”.**

It contains two key concepts:

- the concept of 'needs', in particular the essential needs of the world's poor
- the idea of 'limitations' imposed by the state of technology and social organization

Another popular definition of Sustainability is the notion that organizations must pursue a Triple Bottom Line, namely:

#### People

Fair and beneficial business practices toward labor and the community.

#### Planet

Sustainable environmental practices

#### Profit

Economic value created by the organization after deducting all costs

#### Caring for the Environment

- Our existing and upcoming hotels are designed and constructed to qualify for the L.E.E.D Gold Standard. Leadership in Energy and Environment Design (L.E.E.D) is the internationally recognized eco-friendly building certification standard awarded by the United States Green Building Council (USGBC) and the Indian Green Building Council (IGBC) to buildings designed for energy savings, efficient use of water, reduction of CO2 emission and overall improvement in environmental quality.
- Lemon Tree Premier and Red Fox Hotel, Delhi Aerocity certified in 2014
- Lemon Tree Premier, City Center, Gurgaon certified in 2016
- Lemon Tree Hotel and Red Fox Hotel, Sector 60 Gurugram certified in 2019
- Lemon Tree Premier, City Center, Pune certified in 2021
- Planting of trees, shrubs on hotel premises
- Universal design, for greater access for differently abled people

#### Energy Conservation

- Variable Refrigerant Volume (VRV) technology for air-conditioning: 30% more efficient and provides superior comfort as compared to conventional air-conditioning
- Heat Recovery Ventilators (HRV) with thermal enthalpy wheels: for heat recovery from washroom exhausts

- Chilled water reset through building automation: to reduce power consumption required for cooling building
- Heat pumps: for heat recovery, for heating domestic water.
- LED lighting and CFL Lighting: both consume far less energy than traditional lighting
- Key Tag Energy Saver System: conserves energy in unoccupied rooms
- Natural/day lighting: reduces power consumption dramatically
- Double Glazed Vacuum Sealed Windows: conserves energy (by ~ 5%) and reduces noise
- Auto Time Management (for lighting, air-conditioning and ventilation fans) through timers and motion sensors: helps conserve energy
- Energy-Efficient Hydro-Pneumatic System with Variable-frequency Drive (VFD) motors for water supply: ensures constant pressure and reduces load on pumps
- LT Voltage Stabilizer: is energy saving and prevents damage to equipment due to sudden power fluctuations
- Thermal Insulation: increases room comfort and conserves energy
- Use of BEE certified equipment e.g. air-conditioner, refrigerator, fans, etc.: reduces energy consumption
- Solar Panel for hot water: alternative, renewable energy
- Wind power: alternative, renewable energy. Implemented at our hotels in Chennai. We are working on more cities and hotels, to implement this initiative at.

#### Water Conservation

- Sewage Treatment Plant (STP): recycles water used across the hotel. Approximately 30% of this recycled water is used in the garden and flush systems
- Aerators/Flow Restrictors including Duel Flush System: maintains water force and yet reduces outflow, hence saving water
- Rain Water Harvesting: protects and replenishes the ground water table
- Auto Flush For Public Urinals: minimizes water wastage
- Guest engagement program – water saving poster placed in all rooms that quantifies the saving of water each guest can do by not getting their linen changed daily – encourages them to do their small bit to save precious water when they are travelling.

#### Green Fuels and Green Materials

- Use of CNG instead of LPG: leads to reduction of pollution
- Use of Green Building Material e.g.

- Recycled Wood/Medium Density Fiberboard (MDF): saves trees
- Rubber Wood: environmentally friendly as it makes use of trees that have already served a useful function.
- Particle Board : engineered wood manufactured from wood chips, sawmill shavings or saw dust
- AAC blocks i.e. cement concrete blocks in flyash: offers several benefits including thermal efficiency i.e. reduces the heating and cooling load in buildings; resource efficiency gives it lower environmental impact in all phases of its life cycle; light weight increases chances of survival during seismic activity.

#### Waste Management

- Sewage Treatment: prevents pollution

#### Noise Pollution Management

- Double Glazed Vacuum Sealed Windows: reduces external noise level below 50 decibels
- Environmental Seals: prevents entry of noise and smoke (in case of fire) into the room
- Noiseless Generators: acoustically insulated, the sound level is dampened to a minimal level

#### Operational Practices

- All our restaurants serve a half glass of water, and on request can serve a full glass. This helps save a number of litres daily. And guests feel that they too are participating in our sustainability program.
- Laundry paper/cloth bags instead of plastic: environmentally friendly
- Recycled garbage bio-degradable bags: environmentally friendly
- Water glasses inverted and placed on a cork surface: thereby doing away with plastic covers
- Pencils not plastic pens

#### Principle 7: Membership of Trade Chamber/Association for the Advancement and Improvement of Public Good

Lemon Tree Hotels has been participating in hotel industry forums and associations for a number of years. Also the work being done in skilling by the government, in partnership with the private sector is another area where the company has proactively taken steps to participate and lead these initiatives. To name a few:

- Hotel Association of India (HAI)
- Federation of Hotels and Restaurants Association of India (FHRAI)
- Tourism & Hospitality Skills Council (THSC)
- Skills Council for Persons With Disability (SCPwD) – Lemon Tree Hotels has lead this council for the last 5 years

Our stewardship of SCPwD has been both pioneering and path-breaking, in that we have helped shape the training methodology and content for people with special needs across 11 industries and guided the SCPwD team on setting up a robust mechanism for training, certification and job placement.

#### **Principle 8: Support Inclusion and Equity in the Organization**

The company's focus on equal opportunity is central to its business model and has been detailed under Principle 4 of the Business Responsibility Report. Please refer to that section.

#### **Principle 9: Engage with Customers in a Responsible Manner and Provide Value to Them**

Lemon Tree Hotels keeps the 'guest' in the center and offers a range of products, services and benefits that not only attract the first time consumer, but make our customers loyal to the brand. This occurs in the following ways:

- Delivering on the brand specs for the upscale segment i.e. Aurika Hotels & Resorts as well as 3 segments of the mid-market i.e. upper midscale (Lemon Tree Premier, Keys Prima), midscale (Lemon Tree Hotels, Keys Select) and economy (Red Fox Hotel, Keys Lite), especially for first time users
- Run a robust loyalty program – Lemon Tree Smiles – which offers members the best rates, most relevant inclusions e.g. ultra high-speed WiFi, earns them points faster and drives recognition across the group's hotels in India
- Ease of access to reservations and offers, both online and offline through:
  - Lemontreehotels.com
  - Central Reservation Center
  - 360 approach and investment in Digital Marketing
    - Online travel agent partners including Trip Advisor, Make My Trip, Booking.com, Expedia and many more
    - Offline travel agents and tour operators, both domestic and international. Including guests who books as FITs or as groups/series
    - Meetings, Incentives, Conferences & Exhibitions (MICE) focus
    - A driven, effective and powerful sales force across all our cities in India
    - Establishing and leveraging a robust CRM mechanism

Another important area of focus is customer feedback and Online Reputation Management (ORM). A dedicated team

works on this for the group and the goal is to address errors in service and failures in the shortest possible time through a well-structured process between the Hotel Operations Team and the ORM team.

#### **2021 update**

As a response to the pandemic Lemon Tree Hotels launched two crucial customer initiatives:

- **May/June 2020: Rest Assured program**

Rest Assured is a Lemon Tree Hotels' initiative, in partnership with Diversey, showcasing our commitment to creating an environment focused on health, hygiene, safety and wellbeing. As part of the new cleanliness and hygiene standards, we have collaborated with Diversey, a global leader in this space. They are providing us with US EPA approved safe chemicals, operating checklists, training support, videos and support materials to add to our own repertoire of processes and procedures, and will be conducting regular reviews in all properties, as part of this association.

Diversey's specialised products - Virex II 256, Oxivir and Suma are produced following stringent guidelines and conform to global standards. These specialized chemicals are for usage across all public spaces, guest rooms, food and beverage areas, and support locations used by the team members.

The safety and wellbeing of our guests and team members is of the utmost importance to us, and we want everyone to rest assured that they are in safe hands. As part of the Rest Assured initiative, we have executed a new set of house rules and preventive measures, to be followed by guests, visitors and team members within each property, to maximise safety and hygiene.

- **During 2020 and again in Feb/March 2021 (and forward): Support By Lemon Tree initiative**

Lemon Tree has offered hotels to various hospitals across India who will provide early care to mild/asymptomatic COVID patients. In total, Lemon Tree has provided 1039 rooms. Admission to these facilities are purely at the discretion of the relevant hospital. These facilities are not for moderate/severe COVID cases. See list of hospital partnerships here - Support By Lemon Tree.

#### **Disclaimer:**

Lemon Tree is offering its full support as a hospitality partner, by providing hotel rooms to its partner hospitals for mild/asymptomatic COVID-19 patients. Partner hospitals will approve admission and send patients to our hotels. All medical advice, expertise and facilities are provided by the partner hospital. For any questions regarding medical facilities at the hotel, please contact the partner hospital number provided. Please note, Lemon Tree will not be liable for any medical facilities/support provided to COVID-19 patients by the partner hospital, during their stay at the hotel.

# INDEPENDENT AUDITOR'S REPORT

To The Members of Lemon Tree Hotels Limited

Report on the Audit of the Consolidated Financial Statements

## Opinion

We have audited the accompanying consolidated financial statements of Lemon Tree Hotels Limited ("the Parent"), its subsidiaries and Limited Liability Partnership Firm (the Parent, its subsidiaries and Limited Liability Partnership Firm together referred to as "the Group") which includes the Group's share of loss in its associates comprising the Consolidated Balance Sheet as at March 31, 2021, and the Consolidated Statement of Profit and Loss (including Other Comprehensive loss), the Consolidated Cash Flow Statement and the Consolidated Statement of Changes in Equity for the year then ended, and a summary of significant accounting policies and other explanatory information (herein referred to as "the consolidated financial statements").

In our opinion and to the best of our information and according to the explanations given to us, and based on the consideration of reports of the other auditors on separate financial statements of the subsidiaries, Limited Liability Partnership and associates referred to in the Other Matters section below, the aforesaid consolidated financial statements give the information required by the Companies Act, 2013 ("the Act") in the manner so required and give a true and fair view in conformity with the Indian Accounting Standards prescribed under section 133 of the Act read with the Companies (Indian Accounting Standards) Rules, 2015, as amended ('Ind AS') and other accounting principles generally accepted in India, of the consolidated state of affairs of the Group as at March 31, 2021, and their consolidated loss, their consolidated total comprehensive loss, their consolidated cash flows and their consolidated changes in equity for the year ended on that date.

## Basis for Opinion

We conducted our audit of the consolidated financial statements in accordance with the Standards on Auditing specified under

section 143 (10) of the Act (SAs). Our responsibilities under those Standards are further described in the Auditor's Responsibility for the Audit of the Consolidated Financial Statements section of our report. We are independent of the Group in accordance with the Code of Ethics issued by the Institute of Chartered Accountants of India (ICAI) together with the ethical requirements that are relevant to our audit of the consolidated financial statements under the provisions of the Act and the Rules made thereunder, and we have fulfilled our other ethical responsibilities in accordance with these requirements and the ICAI's Code of Ethics. We believe that the audit evidence obtained by us and the audit evidence obtained by the other auditors in terms of their reports referred to in the sub-paragraphs (a) and (b) of the Other Matters section below, is sufficient and appropriate to provide a basis for our audit opinion on the consolidated financial statements.

## Emphasis of Matter

Attention is invited to Note 33 of the consolidated financial statements which sets out the Group's assessment of impact of COVID-19 pandemic situation, the uncertainties associated therewith on its financial statements and going concern assumption. Based on these assessments, the management has concluded that the Group will continue as a going concern and will be able to meet all of its obligations as well as recover the carrying amount of its assets as on March 31, 2021.

Our opinion is not modified in respect of this matter.

## Key Audit Matters

Key audit matters are those matters that, in our professional judgment, were of most significance in our audit of the consolidated financial statements of the current period. These matters were addressed in the context of our audit of the consolidated financial statements as a whole, and in forming our opinion thereon, and we do not provide a separate opinion on these matters. We have determined the matters described below to be the key audit matters to be communicated in our report.

| Key Audit Matter  | Auditor's Response   |
|---|--|
| <p><b>Impairment assessment of hotel properties</b></p> <p><b>(Refer Note 33(1) to the Consolidated Financial Statements)</b></p> <p>At each reporting period, the Group assesses the carrying amounts of hotel properties (CGU) to determine whether there is any indication that those assets have suffered an impairment loss. If any indication exists, the Group estimates the asset's recoverable amount.</p> <p>To assess the recoverability of the CGU, management is required to make significant estimates and assumptions related to forecast of future revenue, operating margins, growth rate and selection of the discount rates. The Group used the discounted cash flow approach to determine the recoverable value of the CGU. These assumptions are of particular importance due to the level of uncertainties and judgment involved, thus changes in these assumptions could have a significant impact on the recoverable value of the investments.</p> <p>We have identified the estimation of the recoverable amount of the hotel properties as a key audit matter because these assumptions are of particular importance due to the level of uncertainties and judgment involved, thus changes in these assumptions could have a significant impact on the recoverable value of the CGU.</p>                      | <p><b>Principal Audit Procedures performed:</b></p> <p>Obtained an understanding of the Group's process for projecting the future cash flows and evaluated the significant assumptions used for determining the recoverable amount of CGU.</p> <p>Tested the design, implementation and operating effectiveness of relevant internal controls relating to estimate of future cash flows for the purpose of determining recoverable amount of CGU.</p> <p>Our assessment included:</p> <ul style="list-style-type: none"> <li>i) Challenged Group's key market related assumptions used in the model including discount rate, long term growth rates against external data, using our valuation expertise;</li> <li>ii) Assessed the reliability of cash flow forecasts through a review of actual past performance;</li> <li>iii) Challenged the assumptions used in the cash flow forecasts which includes occupancy rate, average room rate along with impact of COVID-19 on the same. To consider forecasting risk we also performed sensitivity analysis over these assumptions.</li> </ul> <p>We have used valuation specialist to assess the appropriateness of the weighted average cost of capital used in the determining recoverable amount.</p> <p>We have tested the arithmetical accuracy of the model and assessed the disclosures made by the Group in relation to this matter.</p> |
| <p><b>Information Other than the Financial Statements and Auditor's Report Thereon</b></p> <ul style="list-style-type: none"> <li>• The Parent's Board of Directors is responsible for the other information. The other information comprises the information included in the Management Discussion &amp; Analysis, Board's Report, Business Responsibility Report and Report on Corporate Governance, but does not include the consolidated financial statements, and our auditor's report thereon.</li> <li>• Our opinion on the consolidated financial statements does not cover the other information and we do not express any form of assurance conclusion thereon.</li> <li>• In connection with our audit of the consolidated financial statements, our responsibility is to read the other information, compare with the financial statements of the subsidiaries and associates audited by the other auditors, to the extent it relates to these entities and, in doing so, place reliance on the work of the other auditors and consider whether the other information is materially inconsistent with the consolidated financial statements or our knowledge obtained during the course of our audit or otherwise appears to be materially misstated. Other information so far as it relates to the subsidiaries</li> </ul> | <p>and associates, is traced from their financial statements audited by the other auditors.</p> <ul style="list-style-type: none"> <li>• If, based on the work we have performed, we conclude that there is a material misstatement of this other information, we are required to report that fact. We have nothing to report in this regard.</li> </ul> <p><b>Management's Responsibility for the Consolidated Financial Statements</b></p> <p>The Parent's Board of Directors is responsible for the matters stated in section 134(5) of the Act with respect to the preparation of these consolidated financial statements that give a true and fair view of the consolidated financial position, consolidated financial performance including other comprehensive loss, consolidated cash flows and consolidated changes in equity of the Group including its Associates in accordance with the Ind AS and other accounting principles generally accepted in India. The respective Board of Directors of the companies included in the Group and of its associates are responsible for maintenance of adequate accounting records in accordance with the provisions of the Act for safeguarding the assets of the Group and its associates and for preventing and detecting frauds and other irregularities; selection and application of appropriate accounting policies; making</p>          |

judgments and estimates that are reasonable and prudent; and design, implementation and maintenance of adequate internal financial controls, that were operating effectively for ensuring the accuracy and completeness of the accounting records, relevant to the preparation and presentation of the consolidated financial statements that give a true and fair view and are free from material misstatement, whether due to fraud or error, which have been used for the purpose of preparation of the consolidated financial statements by the Directors of the Parent, as aforesaid.

In preparing the consolidated financial statements, the respective Board of Directors of the companies included in the Group and of its associates are responsible for assessing the ability of the Group and of its associates to continue as a going concern, disclosing, as applicable, matters related to going concern and using the going concern basis of accounting unless the management either intends to liquidate or cease operations, or has no realistic alternative but to do so.

The respective Board of Directors of the companies included in the Group and of its associates are also responsible for overseeing the financial reporting process of the Group and of its associates.

#### **Auditor's Responsibility for the Audit of the Consolidated Financial Statements**

Our objectives are to obtain reasonable assurance about whether the consolidated financial statements as a whole are free from material misstatement, whether due to fraud or error, and to issue an auditor's report that includes our opinion. Reasonable assurance is a high level of assurance, but is not a guarantee that an audit conducted in accordance with SAs will always detect a material misstatement when it exists. Misstatements can arise from fraud or error and are considered material if, individually or in the aggregate, they could reasonably be expected to influence the economic decisions of users taken on the basis of these consolidated financial statements.

As part of an audit in accordance with SAs, we exercise professional judgment and maintain professional skepticism throughout the audit. We also:

- Identify and assess the risks of material misstatement of the consolidated financial statements, whether due to fraud or error, design and perform audit procedures responsive to those risks, and obtain audit evidence that is sufficient and appropriate to provide a basis for our opinion. The risk of not detecting a material misstatement resulting from fraud is higher than for one resulting from error, as fraud may involve collusion, forgery, intentional omissions, misrepresentations, or the override of internal control.
- Obtain an understanding of internal financial control relevant to the audit in order to design audit procedures that are appropriate in the circumstances. Under section 143(3)(i) of the Act, we are also responsible for expressing our opinion on whether the Parent and

its subsidiaries and associate companies which are companies incorporated in India, has adequate internal financial controls system in place and the operating effectiveness of such controls.

- Evaluate the appropriateness of accounting policies used and the reasonableness of accounting estimates and related disclosures made by the management.
- Conclude on the appropriateness of management's use of the going concern basis of accounting and, based on the audit evidence obtained, whether a material uncertainty exists related to events or conditions that may cast significant doubt on the ability of the Group and its associates to continue as a going concern. If we conclude that a material uncertainty exists, we are required to draw attention in our auditor's report to the related disclosures in the consolidated financial statements or, if such disclosures are inadequate, to modify our opinion. Our conclusions are based on the audit evidence obtained up to the date of our auditor's report. However, future events or conditions may cause the Group and its associates to cease to continue as a going concern.
- Evaluate the overall presentation, structure and content of the consolidated financial statements, including the disclosures, and whether the consolidated financial statements represent the underlying transactions and events in a manner that achieves fair presentation.
- Obtain sufficient appropriate audit evidence regarding the financial information of the entities or business activities within the Group and its associates to express an opinion on the consolidated financial statements. We are responsible for the direction, supervision and performance of the audit of the financial statements of such entities included in the consolidated financial statements of which we are the independent auditors. For the other entities included in the consolidated financial statements, which have been audited by the other auditors, such other auditors remain responsible for the direction, supervision and performance of the audits carried out by them. We remain solely responsible for our audit opinion.

Materiality is the magnitude of misstatements in the consolidated financial statements that, individually or in aggregate, makes it probable that the economic decisions of a reasonably knowledgeable user of the consolidated financial statements may be influenced. We consider quantitative materiality and qualitative factors in (i) planning the scope of our audit work and in evaluating the results of our work; and (ii) to evaluate the effect of any identified misstatements in the consolidated financial statements.

We communicate with those charged with governance of the Parent and such other entities included in the consolidated financial statements of which we are the independent

auditors regarding, among other matters, the planned scope and timing of the audit and significant audit findings, including any significant deficiencies in internal control that we identify during our audit.

We also provide those charged with governance with a statement that we have complied with relevant ethical requirements regarding independence, and to communicate with them all relationships and other matters that may reasonably be thought to bear on our independence, and where applicable, related safeguards.

From the matters communicated with those charged with governance, we determine those matters that were of most significance in the audit of the consolidated financial statements of the current period and are therefore the key audit matters. We describe these matters in our auditor's report unless law or regulation precludes public disclosure about the matter or when, in extremely rare circumstances, we determine that a matter should not be communicated in our report because the adverse consequences of doing so would reasonably be expected to outweigh the public interest benefits of such communication.

#### Other Matters

(a) We did not audit the financial statements of 20 subsidiaries and 1 Limited Liability Partnership Firm (as mentioned below), whose financial statements reflect total assets of ₹ 131,075.45 lacs as at March 31, 2021, total revenues of ₹ 5,306.02 lacs and net cash inflow amounting to ₹ 610.41 lacs for the year ended on that date, as considered in the consolidated financial statements. The consolidated financial statements also include the Group's share of net loss of ₹ 88.30 lacs for the year ended March 31, 2021, as considered in the consolidated financial statements, in respect of 3 associates (as mentioned below), whose financial statements have not been audited by us. These financial statements have been audited by other auditors whose reports have been furnished to us by the Management and our opinion on the consolidated financial statements, in so far as it relates to the amounts and disclosures included in respect of these subsidiaries, Limited Liability Partnership and associates, and our report in terms of sub-section (3) of Section 143 of the Act, in so far as it relates to the aforesaid subsidiaries, Limited Liability Partnership and associates is based solely on the reports of the other auditors.

Subsidiaries, Limited Liability Partnership Firm and Associates included in consolidated financial statements and not audited by us are as below:

#### A. Subsidiaries -

1. PSK Resorts and Hotels Private Limited
2. Canary Hotels Private Limited
3. Sukhsagar Complexes Private Limited

4. Manakin Resorts Private Limited
5. Oriole Dr Fresh Hotels Private Limited
6. Carnation Hotels Private Limited
7. Grey Fox Project Management Company Private Limited
8. Dandelion Hotels Private Limited
9. Lemon Tree Hotel Company Private Limited
10. Red Fox Hotel Company Private Limited
11. Berggruen Hotels Private Limited
12. Valerian Management Services Private Limited
13. Inovoa Hotels and Resorts Limited
14. Iora Hotels Private Limited
15. Ophrys Hotels Private Limited
16. Bandhav Resorts (P) Limited
17. Celsia Hotels Private Limited
18. Poplar Homestead Holding Private Limited
19. Madder Stays Private Limited
20. Jessamine Stays Private Limited

#### B. Limited liability partnership firm -

1. Mezereon Hotels LLP

#### C. Associates -

1. Mind Leaders Learning India Private Limited
2. Pelican Facilities Management Private Limited
3. Glendale Marketing Services Private Limited

(b) We did not audit the financial statements of Krizm Hotels Private Limited Employees Welfare Trust (the "Trust") whose financial statements reflect total assets of ₹ 506.85 lacs as at March 31, 2021, total revenues of ₹ Nil lacs and net cash outflows of ₹ 20.45 lacs for the year ended March 31, 2021, as considered in the consolidated financial statements. These financial statements have been audited by other auditor whose report have been furnished to us by the management and our opinion on the consolidated financial statements, in so far as it relates to the amounts and disclosures included in respect of such trust, is based solely on the report of other auditor.

Our opinion on the consolidated financial statements above and our report on Other Legal and Regulatory Requirements below, is not modified in respect of the above matters with respect to our reliance on the work done and the reports of the other auditors.

#### Report on Other Legal and Regulatory Requirements

1. As required by Section 143(3) of the Act, based on our audit and on the consideration of the reports of the other



auditors on the separate financial statements of the subsidiaries, Limited Liability Partnership and associates incorporated in India referred to in the Other Matters section above we report, to the extent applicable, that:

- a) We have sought and obtained all the information and explanations which to the best of our knowledge and belief were necessary for the purposes of our audit of the aforesaid consolidated financial statements.
- b) In our opinion, proper books of account as required by law relating to preparation of the aforesaid consolidated financial statements have been kept so far as it appears from our examination of those books and the reports of the other auditors.
- c) The Consolidated Balance Sheet, the Consolidated Statement of Profit and Loss including Other Comprehensive Income, the Consolidated Cash Flow Statement and the Consolidated Statement of Changes in Equity dealt with by this Report are in agreement with the relevant books of account maintained for the purpose of preparation of the consolidated financial statements.
- d) In our opinion, the aforesaid consolidated financial statements comply with the Ind AS specified under Section 133 of the Act.
- e) On the basis of the written representations received from the directors of the Parent as on March 31, 2021 taken on record by the Board of Directors of the Company and the reports of the statutory auditors of its subsidiary companies and associate companies incorporated in India, none of the directors of the Group companies and its associate companies incorporated in India is disqualified as on March 31, 2021 from being appointed as a director in terms of Section 164 (2) of the Act.
- f) With respect to the adequacy of the internal financial controls over financial reporting and the operating effectiveness of such controls, refer to our separate Report in "Annexure A" which is based on the auditors' reports of the Parent, subsidiary companies and associate companies incorporated in India. Our report expresses an unmodified opinion on the adequacy and operating effectiveness of internal financial controls over financial reporting of those companies.
- g) With respect to the other matters to be included in the Auditor's Report in accordance with the requirements of section 197(16) of the Act, as amended, in our opinion and to the best of our information and according to the explanations given to us, the remuneration paid by the Parent to its directors during the year is in accordance with the provisions of section 197 of the Act.
- h) With respect to the other matters to be included in the Auditor's Report in accordance with Rule 11 of the Companies (Audit and Auditors) Rules, 2014, as amended in our opinion and to the best of our information and according to the explanations given to us:
  - i) The consolidated financial statements disclose the impact of pending litigations on the consolidated financial position of the Group and its associates. (Refer note 36(C))
  - ii) The Group and its associates did not have any material foreseeable losses on long-term contracts including derivative contracts. (Refer note 50)
  - iii) There were no amounts which were required to be transferred to the Investor Education and Protection Fund by the Parent, its subsidiary companies and associate companies incorporated in India. (Refer note 51)

For Deloitte Haskins & Sells LLP  
Chartered Accountants  
(Firm's Registration No. 117366W / W-100018)

Vijay Agarwal  
(Partner)

Place: Gurugram  
Date: June 15, 2021

(Membership No. 094468)  
(UDIN: 21094468AAAAFC8355)

## ANNEXURE “A” TO THE INDEPENDENT AUDITOR’S REPORT

(Referred to in paragraph 1(f) under ‘Report on Other Legal and Regulatory Requirements’ section of our report of even date)

### Report on the Internal Financial Controls Over Financial Reporting under Clause (i) of Sub-section 3 of Section 143 of the Companies Act, 2013 (“the Act”)

In conjunction with our audit of the consolidated financial statements of the Company as of and for the year ended March 31, 2021, we have audited the internal financial controls over financial reporting of Lemon Tree Hotels Limited (hereinafter referred to as “Parent”) and its subsidiary companies and its associate companies, which are companies incorporated in India, as of that date.

#### Management’s Responsibility for Internal Financial Controls

The respective Board of Directors of the Parent, its subsidiary companies and its associate companies, which are companies incorporated in India, are responsible for establishing and maintaining internal financial controls based on the internal control over financial reporting criteria established by the respective Companies considering the essential components of internal control stated in the Guidance Note on Audit of Internal Financial Controls Over Financial Reporting issued by the Institute of Chartered Accountants of India (ICAI). These responsibilities include the design, implementation and maintenance of adequate internal financial controls that were operating effectively for ensuring the orderly and efficient conduct of its business, including adherence to the respective company’s policies, the safeguarding of its assets, the prevention and detection of frauds and errors, the accuracy and completeness of the accounting records, and the timely preparation of reliable financial information, as required under the Companies Act, 2013.

#### Auditor’s Responsibility

Our responsibility is to express an opinion on the internal financial controls over financial reporting of the Parent, its subsidiary companies and its associate companies, which are companies incorporated in India, based on our audit. We conducted our audit in accordance with the Guidance Note on Audit of Internal Financial Controls Over Financial Reporting (the “Guidance Note”) issued by the Institute of Chartered Accountants of India and the Standards on Auditing, prescribed under Section 143(10) of the Companies Act, 2013, to the extent applicable to an audit of internal financial controls. Those Standards and the Guidance Note require that we comply with ethical requirements and plan and perform the audit to obtain reasonable assurance about whether adequate internal financial controls over financial reporting was established and maintained and if such controls operated effectively in all material respects.

Our audit involves performing procedures to obtain audit evidence about the adequacy of the internal financial controls system over financial reporting and their operating

effectiveness. Our audit of internal financial controls over financial reporting included obtaining an understanding of internal financial controls over financial reporting, assessing the risk that a material weakness exists, and testing and evaluating the design and operating effectiveness of internal control based on the assessed risk. The procedures selected depend on the auditor’s judgement, including the assessment of the risks of material misstatement of the consolidated financial statements, whether due to fraud or error.

We believe that the audit evidence we have obtained and the audit evidence obtained by the other auditors of the subsidiary companies and associate companies, which are companies incorporated in India, in terms of their reports referred to in the Other Matters paragraph below, is sufficient and appropriate to provide a basis for our audit opinion on the internal financial controls system over financial reporting of the Parent, its subsidiary companies and its associate companies, which are companies incorporated in India.

#### Meaning of Internal Financial Controls Over Financial Reporting

A company’s internal financial control over financial reporting is a process designed to provide reasonable assurance regarding the reliability of financial reporting and the preparation of financial statements for external purposes in accordance with generally accepted accounting principles. A company’s internal financial control over financial reporting includes those policies and procedures that (1) pertain to the maintenance of records that, in reasonable detail, accurately and fairly reflect the transactions and dispositions of the assets of the company; (2) provide reasonable assurance that transactions are recorded as necessary to permit preparation of financial statements in accordance with generally accepted accounting principles, and that receipts and expenditures of the company are being made only in accordance with authorisations of management and directors of the company; and (3) provide reasonable assurance regarding prevention or timely detection of unauthorised acquisition, use, or disposition of the company’s assets that could have a material effect on the financial statements.

#### Inherent Limitations of Internal Financial Controls Over Financial Reporting

Because of the inherent limitations of internal financial controls over financial reporting, including the possibility of collusion or improper management override of controls, material misstatements due to error or fraud may occur and not be detected. Also, projections of any evaluation of the internal financial controls over financial reporting to future periods are subject to the risk that the internal financial control over financial reporting may become inadequate because of changes in conditions, or that the degree of compliance with the policies or procedures may deteriorate.

### Opinion

In our opinion to the best of our information and according to the explanations given to us and based on the consideration of the reports of the other auditors referred to in the Other Matters paragraph below, the Parent, its subsidiary companies and its associate companies, which are companies incorporated in India, have, in all material respects, an adequate internal financial controls system over financial reporting and such internal financial controls over financial reporting were operating effectively as at March 31, 2021, based on the criteria for internal financial control over financial reporting established by the respective companies considering the essential components of internal control stated in the Guidance Note on Audit of Internal Financial Controls Over Financial Reporting issued by the Institute of Chartered Accountants of India.

### Other Matter

Our aforesaid report under Section 143(3)(i) of the Act on the adequacy and operating effectiveness of the internal

financial controls over financial reporting insofar as it relates to 20 subsidiary companies and 3 associate companies, which are companies incorporated in India, is based solely on the corresponding reports of the auditors of such companies incorporated in India.

Our opinion is not modified in respect of the above matter.

For Deloitte Haskins & Sells LLP  
Chartered Accountants  
(Firm's Registration No. 117366W / W-100018)

Vijay Agarwal  
(Partner)

Place: Gurugram  
Date: June 15, 2021

(Membership No. 094468)  
(UDIN: 21094468AAAAFC8355)

**CONSOLIDATED BALANCE SHEET**

as at March 31, 2021

| Particulars  | Note    | As at<br>March 31, 2021<br>₹ in lakhs | As at<br>March 31, 2020<br>₹ in lakhs |
|--|---------|---------------------------------------|---------------------------------------|
| <b>ASSETS</b>  |         |                                       |                                       |
| <b>Non-current assets</b>  |         |                                       |                                       |
| (a) Property, plant and equipment  | 3       | 257,079.91                            | 265,180.14                            |
| (b) Capital work-in-progress   | 4       | 24,178.34                             | 18,956.64                             |
| (c) Investment Property  | 5       | 232.54                                | 236.93                                |
| (d) Intangible assets  | 6       | 1,952.68                              | 2,431.48                              |
| (e) Right to use asset   | 7       | 50,604.13                             | 53,354.75                             |
| (f) Goodwill on consolidation  | 6       | 9,508.44                              | 9,508.46                              |
| (g) Financial assets   | 8       |                                       |                                       |
| (i) Investments  |         | 463.11                                | 959.51                                |
| (ii) Loans   |         | 87.46                                 | 118.88                                |
| (iii) Other non-current financial assets   |         | 6,993.61                              | 5,965.49                              |
| (h) Deferred tax assets (net)  | 9.1     | 3,666.92                              | 438.47                                |
| (i) Non-current tax assets (net)   | 9.2     | 2,300.16                              | 3,265.19                              |
| (j) Other non-current assets   | 10      | 1,392.02                              | 1,130.00                              |
|  |         | <b>358,459.32</b>                     | <b>361,545.94</b>                     |
| <b>Current assets</b>  |         |                                       |                                       |
| (a) Inventories  | 11      | 722.45                                | 821.76                                |
| (b) Financial assets   |         |                                       |                                       |
| (i) Trade receivables  | 12      | 3,081.88                              | 5,027.09                              |
| (ii) Cash and Cash equivalents   | 13      | 12,745.72                             | 4,081.73                              |
| (iii) Other bank balances  | 14 (i)  | 1,368.50                              | -                                     |
| (iv) Investments   | 8       | 91.12                                 | 441.37                                |
| (v) Other current financial assets   | 14 (ii) | 415.02                                | 434.91                                |
| (c) Other current assets   | 15      | 4,598.48                              | 3,922.51                              |
|  |         | <b>23,023.17</b>                      | <b>14,729.37</b>                      |
| <b>Total Assets</b>  |         | <b>381,482.49</b>                     | <b>376,275.31</b>                     |
| <b>EQUITY AND LIABILITIES</b>  |         |                                       |                                       |
| <b>Equity</b>  |         |                                       |                                       |
| (a) Share capital  | 16      | 79,042.14                             | 79,031.44                             |
| (b) Other Equity   | 17      | 12,715.70                             | 19,856.73                             |
| Equity attributable to owners of the parent  |         | 91,757.84                             | 98,888.17                             |
| (c) Non-controlling interests  | 18      | 61,738.99                             | 55,587.94                             |
| <b>Total Equity</b>  |         | <b>153,496.83</b>                     | <b>154,476.11</b>                     |
| <b>Liabilities</b>   |         |                                       |                                       |
| <b>Non-current liabilities</b>   |         |                                       |                                       |
| (a) Financial liabilities  | 19      |                                       |                                       |
| (i) Borrowings   |         | 151,351.15                            | 145,089.51                            |
| (ii) Lease liability   | 20      | 46,707.29                             | 46,188.08                             |
| (b) Provisions   | 21      | 293.06                                | 240.28                                |
|  |         | <b>198,351.50</b>                     | <b>191,517.87</b>                     |
| <b>Current liabilities</b>   |         |                                       |                                       |
| (a) Financial liabilities  | 22      |                                       |                                       |
| (i) Borrowings   |         | 5,955.98                              | 5,957.53                              |
| (ii) Lease liability   | 20      | 88.21                                 | 77.54                                 |
| (iii) Trade payables   |         |                                       |                                       |
| - total outstanding dues of micro enterprises and small enterprises                      |         | 316.80                                | 239.51                                |
| - total outstanding dues of creditors other than micro enterprises and small enterprises |         | 7,558.68                              | 8,182.44                              |
| (iv) Other current financial liabilities   |         | 13,587.42                             | 12,880.31                             |
| (b) Provisions   | 21      | 485.79                                | 425.38                                |
| (c) Other current liabilities  | 23      | 1,641.28                              | 2,518.62                              |
|  |         | <b>29,634.16</b>                      | <b>30,281.33</b>                      |
| <b>Total Liabilities</b>   |         | <b>227,985.66</b>                     | <b>221,799.20</b>                     |
| <b>Total Equity and Liabilities</b>  |         | <b>381,482.49</b>                     | <b>376,275.31</b>                     |
| See accompanying notes forming part of the financial statements.                         | 1 to 51 |                                       |                                       |

As per our report of even date  
**For Deloitte Haskins & Sells LLP**  
Chartered Accountants

**Vijay Agarwal**  
Partner

Place : Gurugram  
Date : June 15, 2021

For and on behalf of the Board of Directors of  
**Lemon Tree Hotels Limited**

**Patanjali G. Keswani**  
(Chairman & Managing Director)  
DIN-00002974

Place : New Delhi  
Date : June 15, 2021

**Kapil Sharma**  
(Chief Financial Officer)

**Nikhil Sethi**  
(Group Company Secretary  
& GM Legal)  
Mem. no. - A18883

# CONSOLIDATED STATEMENT OF PROFIT AND LOSS

for the year ended March 31, 2021

| Particulars   | Note    | As at<br>March 31, 2021<br>₹ in lakhs | As at<br>March 31, 2020<br>₹ in lakhs |
|---|---------|---------------------------------------|---------------------------------------|
| Revenue from operations   | 24      | 25,172.04                             | 66,943.74                             |
| Other Income  | 25      | 1,325.88                              | 578.28                                |
| <b>Total Income (I)</b>   |         | <b>26,497.92</b>                      | <b>67,522.02</b>                      |
| <b>Expenses</b>   |         |                                       |                                       |
| Cost of food and beverages consumed   | 26      | 1,784.13                              | 5,696.78                              |
| Employee benefits expense   | 27      | 7,039.02                              | 15,532.26                             |
| Other expenses  | 28      | 10,221.94                             | 21,372.25                             |
| <b>Total Expenses (II)</b>  |         | <b>19,045.09</b>                      | <b>42,601.29</b>                      |
| <b>Earnings before interest, tax, depreciation and amortisation (EBITDA) (I-II)</b> |         | <b>7,452.83</b>                       | <b>24,920.73</b>                      |
| Finance costs   | 29      | 19,045.72                             | 16,155.57                             |
| Finance income  | 30      | (873.32)                              | (508.54)                              |
| Depreciation and amortization expense   | 31      | 10,755.32                             | 9,224.72                              |
| <b>Profit before exceptional items and tax</b>                                      |         | <b>(21,474.89)</b>                    | <b>48.98</b>                          |
| Share of (loss)/profit of associate   |         | (399.53)                              | (266.66)                              |
| <b>(Loss)/Profit before tax</b>   |         | <b>(21,874.42)</b>                    | <b>(217.68)</b>                       |
| Tax (credit)/expense:   |         |                                       |                                       |
| (1) Current tax   | 9.1     | (1.57)                                | 990.43                                |
| (2) Deferred tax (credit)/expense   |         |                                       |                                       |
| - MAT credit entitlement related to current year                                    |         | -                                     | (689.98)                              |
| - MAT credit entitlement related to earlier years                                   |         | -                                     | 4.40                                  |
| - Deferred tax (credit)/expense related to current year                             |         | (3,218.68)                            | 782.92                                |
|   |         | <b>(3,220.25)</b>                     | <b>1,087.77</b>                       |
| <b>(Loss)/Profit for the year</b>   |         | <b>(18,654.17)</b>                    | <b>(1,305.45)</b>                     |
| <b>Other comprehensive income/(expenses)</b>  |         |                                       |                                       |
| Items that will not be reclassified to profit and loss                              |         |                                       |                                       |
| (i) Remeasurements of defined benefit plans   |         | (23.57)                               | 1.42                                  |
| (ii) Income tax effect  |         | 1.37                                  | (0.18)                                |
|   |         | <b>(22.20)</b>                        | <b>1.24</b>                           |
| <b>Total comprehensive (Loss)/Income for the year</b>                               |         | <b>(18,676.37)</b>                    | <b>(1,304.20)</b>                     |
| <b>(Loss)/Profit for the year</b>   |         | <b>(18,654.17)</b>                    | <b>(1,305.45)</b>                     |
| Attributable to:  |         |                                       |                                       |
| Equity holders of the parent  |         | (12,706.82)                           | (953.70)                              |
| Non-controlling interests   |         | (5,947.35)                            | (351.75)                              |
| <b>Total comprehensive (Loss)/Income for the year</b>                               |         | <b>(18,676.37)</b>                    | <b>(1,304.20)</b>                     |
| Attributable to:  |         |                                       |                                       |
| Equity holders of the parent  |         | (12,718.58)                           | (949.17)                              |
| Non-controlling interests   |         | (5,957.79)                            | (355.03)                              |
| Earnings per equity share   |         |                                       |                                       |
| (1) Basic   | 32      | (1.61)                                | (0.12)                                |
| (2) Diluted   | 32      | (1.61)                                | (0.12)                                |
| See accompanying notes forming part of the financial statements.                    | 1 to 51 |                                       |                                       |

As per our report of even date  
For Deloitte Haskins & Sells LLP  
Chartered Accountants

Vijay Agarwal  
Partner

For and on behalf of the Board of Directors of  
Lemon Tree Hotels Limited

Patanjali G. Keswani  
(Chairman & Managing Director)  
DIN-00002974

Kapil Sharma  
(Chief Financial Officer)

Nikhil Sethi  
(Group Company Secretary  
& GM Legal)  
Mem. no. - A18883

Place : Gurugram  
Date : June 15, 2021

Place : New Delhi  
Date : June 15, 2021

# STATEMENT OF CHANGES IN EQUITY

for the year ended March 31, 2021

## A. Equity share capital

| Equity shares of ₹ 10 each issued, subscribed and fully paid | No. of shares       | Amount<br>(₹ in lakhs) |
|--|---------------------|------------------------|
| As at April 1, 2019  | 78,92,95,571        | 78,929.55              |
| Change in shares held by ESOP trust                          | 10,18,902           | 101.89                 |
| As at March 31, 2020   | 79,03,14,473        | 79,031.44              |
| Change in shares held by ESOP trust                          | 1,07,000            | 10.70                  |
| <b>As at March 31, 2021</b>                                  | <b>79,04,21,473</b> | <b>79,042.14</b>       |

## B. Other Equity

(₹ in lakhs)

| Particulars   | Reserves and Surplus |                            |                    |                  |   | Items of Other comprehensive income<br>Remeasurement gains/<br>losses on defined<br>benefit plans and<br>income tax effect | Non-<br>controlling<br>interests | Other equity     |
|---|----------------------|----------------------------|--------------------|------------------|---|--|----------------------------------|------------------|
|   | Capital Reserve      | Capital Redemption Reserve | Securities Premium | General Reserves | Surplus in the Statement of profit & loss |  |                                  |                  |
| As at April 1, 2019   | 6,258.59             | 45.00                      | 10,277.34          | 3,035.24         | (11,046.06)                               | 2.73   | 43,218.43                        | 51,791.28        |
| Profit/(Loss) for the year attributable to parent                                   | -                    | -                          | -                  | -                | (1,305.46)                                | -  | -                                | (1,305.46)       |
| Other Comprehensive Income for the year attributable to parent                      | -                    | -                          | -                  | -                | -   | 1.24   | -                                | 1.24             |
| Total Comprehensive Income for the year attributable to non-controlling interests   | -                    | -                          | -                  | -                | 355.03                                    | -  | (355.03)                         | -                |
| Amount on disposal of interest in subsidiary (also refer note 47)                   | 353.29               | -                          | -                  | -                | -   | -  | -                                | 353.29           |
| Adjustment in respect of change in ownership interest of subsidiary (refer note 47) | 16,589.00            | -                          | -                  | -                | -   | -  | 16,589.00                        | -                |
| Retrospective impact adjustment of Ind AS 116                                       | -                    | -                          | -                  | -                | (4,826.39)                                | -  | -                                | (4,826.39)       |
| Change in shares held by ESOP trust (Refer Note 16)                                 | -                    | -                          | 117.17             | -                | -   | -  | -                                | 117.17           |
| Movement during the year due to change in effective shareholding                    | -                    | -                          | -                  | -                | -   | -  | 29,313.54                        | 29,313.54        |
| <b>As at March 31, 2020</b>   | <b>23,200.88</b>     | <b>45.00</b>               | <b>10,394.51</b>   | <b>3,035.24</b>  | <b>(16,822.87)</b>                        | <b>3.97</b>  | <b>55,587.94</b>                 | <b>75,444.67</b> |
| Profit/(Loss) for the year attributable to parent                                   | -                    | -                          | -                  | -                | (18,654.17)                               | -  | -                                | (18,654.17)      |
| Other Comprehensive Income for the year attributable to parent                      | -                    | -                          | -                  | -                | -   | (22.20)  | -                                | (22.20)          |
| Total Comprehensive Income for the year attributable to non-controlling interests   | -                    | -                          | -                  | -                | 5,957.79                                  | -  | (5,957.79)                       | -                |
| Issue of share capital  | -                    | -                          | 12.31              | -                | -   | -  | -                                | 12.31            |
| Gain on acquisition of subsidiary (also refer note 47)                              | 5,565.24             | -                          | -                  | -                | -   | -  | -                                | 5,565.24         |
| Movement during the year  | -                    | -                          | -                  | -                | -   | -  | 12,108.84                        | 12,108.84        |
| <b>As at March 31, 2021</b>   | <b>28,766.12</b>     | <b>45.00</b>               | <b>10,406.82</b>   | <b>3,035.24</b>  | <b>(29,519.25)</b>                        | <b>(18.23)</b>   | <b>61,738.99</b>                 | <b>74,454.69</b> |

See accompanying notes forming part of the financial statements 1 to 51

As per our report of even date  
For Deloitte Haskins & Sells LLP  
Chartered Accountants

Vijay Agarwal  
Partner

For and on behalf of the Board of Directors of  
Lemon Tree Hotels Limited

Patanjali G. Keswani  
(Chairman & Managing Director)  
DIN-00002974

Kapil Sharma  
(Chief Financial Officer)

Nikhil Sethi  
(Group Company Secretary  
& GM Legal)  
Mem. no. - A18883

Place : Gurugram  
Date : June 15, 2021

Place : New Delhi  
Date : June 15, 2021

# CASH FLOW STATEMENT

for the year ended March 31, 2021

| Particulars  | For the year ended<br>March 31, 2021<br>₹ in lakhs | For the year ended<br>March 31, 2020<br>₹ in lakhs |
|--|--|--|
| <b>A. Cash flow from operating activities</b>  |  |  |
| Loss before tax  | (21,874.42)  | (217.69)   |
| Non-cash adjustments to reconcile profit/(loss) before tax to net cash flows:                    |  |  |
| Depreciation and amortisation expenses   | 10,755.32  | 9,224.72   |
| Waiver of lease rent   | (1,200.34)   | -  |
| Share of loss of associate   | 399.53   | 266.66   |
| Finance income (including fair value change in financial instruments)                            | (773.04)   | (267.51)   |
| Finance costs  | 18,897.71  | 15,705.67  |
| Provision for gratuity   | 56.81  | 37.31  |
| Provision for leave encashment   | 10.70  | 53.75  |
| Excess provision/ credit balances written back   | (9.86)   | (0.48)   |
| Profit on relinquishment of rights   | -  | (135.00)   |
| Provision for litigations  | 22.11  | 22.11  |
| Provision for doubtful debts   | 100.11   | 444.50   |
| Net gain on sale of current investments  | (2.91)   | (232.04)   |
| <b>Operating profit before working capital changes:</b>  | <b>6,381.72</b>                                    | <b>24,902.01</b>                                   |
| Movements in working capital:  |  |  |
| Decrease/(Increase) in trade receivables   | 1,845.12   | 3,515.49   |
| (Decrease)/Increase in loans and advances and other current assets                               | (1,759.13)   | (526.99)   |
| Increase in inventories  | 99.31  | (163.75)   |
| (Decrease)/Increase in liabilities and provisions  | (3,423.83)   | (12,495.67)  |
| <b>Cash Generated from Operations</b>  | <b>3,143.19</b>                                    | <b>15,231.09</b>                                   |
| Direct taxes paid (net of refunds)   | 958.20   | (131.74)   |
| <b>Net cash flow from operating activities (A)</b>   | <b>4,101.39</b>                                    | <b>15,099.35</b>                                   |
| <b>B. Cash flows used in investing activities</b>  |  |  |
| Purchase of property, plant and equipment including CWIP, capital advances and capital creditors | (7,044.35)   | (64,449.39)  |
| Proceeds from sale of property, plant and equipment  | 601.84   | 1,138.25   |
| Profit on relinquishment of rights   | -  | 135.00   |
| Other bank balances  | (1,368.50)   | -  |
| (Purchase)/sale of other non current investments   | 96.87  | (600.30)   |
| (Purchase)/sale of current investments   | 353.16   | 2,681.11   |
| Interest received  | 801.74   | 272.50   |
| <b>Net Cash flow used in investing activities (B)</b>  | <b>(6,559.24)</b>                                  | <b>(60,822.83)</b>                                 |

**CASH FLOW STATEMENT**

for the year ended March 31, 2021

| Particulars   | For the year ended<br>March 31, 2021<br>₹ in lakhs | For the year ended<br>March 31, 2020<br>₹ in lakhs |
|---|--|--|
| <b>C Cash flows from financing activities</b>                                     |  |  |
| Proceeds from issuance of share capital   | 23.01  | 219.06   |
| Proceeds from Minority Interest (issuance of share capital by Subsidiaries)       | 17,497.61  | 35,999.96  |
| Payment of lease liability  | (2,680.89)   | (3,272.40)   |
| Proceeds from long term borrowings  | 13,063.36  | 27,060.86  |
| Repayment of long term borrowings   | (7,085.00)   | (5,517.54)   |
| Net proceeds/(Repayment) of short term borrowings                                 | (1.55)   | 2,602.51   |
| Interest paid   | (9,694.70)   | (11,425.37)  |
| <b>Net Cash flow from financing activities (C)</b>                                | <b>11,121.84</b>                                   | <b>45,667.08</b>                                   |
| <b>Net increase/(decrease) in cash and cash equivalents (A + B + C)</b>           | <b>8,663.99</b>                                    | <b>(56.40)</b>                                     |
| Cash and cash equivalents at the beginning of the year                            | 4,081.73   | 3,139.70   |
| Cash and cash equivalents acquired on inclusion of new subsidiary (Refer note 44) | -  | 998.43   |
| <b>Cash and cash equivalents at the end of the year</b>                           | <b>12,745.72</b>                                   | <b>4,081.73</b>                                    |
| <b>Components of cash and cash equivalents</b>                                    |  |  |
| Cash on Hand  | 53.50  | 75.06  |
| Balances with Scheduled Banks in  |  |  |
| - Current accounts  | 2,333.22   | 3,826.69   |
| - Deposits with original maturity of less than three months                       | 10,359.00  | 179.98   |
| <b>Total cash and cash equivalents</b>  | <b>12,745.72</b>                                   | <b>4,081.73</b>                                    |
| <b>See accompanying notes forming part of the financial statements</b>            | <b>1 to 51</b>                                     |  |

As per our report of even date  
For Deloitte Haskins & Sells LLP  
Chartered Accountants

**Vijay Agarwal**  
Partner

For and on behalf of the Board of Directors of  
**Lemon Tree Hotels Limited**

**Patanjali G. Keswani**  
(Chairman & Managing Director)  
DIN-00002974

**Kapil Sharma**  
(Chief Financial Officer)

**Nikhil Sethi**  
(Group Company Secretary  
& GM Legal)  
Mem. no. - A18883

Place : Gurugram  
Date : June 15, 2021

Place : New Delhi  
Date : June 15, 2021



# Notes to consolidated financial statements

## for the year ended March 31, 2021

### 1. Corporate Information

Lemon Tree Hotels Limited (the Company) is a public company domiciled in India and is incorporated under the provisions of the Companies Act applicable in India. The registered office of the Company is located at Asset No. 6, Aerocity Hospitality District, New Delhi-110037.

The Company, its subsidiaries, associates and limited liability partnership (together referred as ("The Group")) intend to carry out business of developing, owning, acquiring, renovating, operating, managing and promoting hotels, motels, resorts, restaurants, etc. under the brand name of Lemon Tree Hotel, Lemon Tree Premier, Red Fox Hotel, Aurika, Keys Select, Keys Prima and Keys Lite. Also, some of the Group companies provide Project Management Services and Learning & Development services.

The consolidated financial statements are approved for issue by the Board of directors on June 15, 2021.

### 2. Basis of preparation of financial statements and Significant accounting policies

#### 2.1 Basis of preparation

These financial statements are prepared in accordance with Indian Accounting Standard (Ind AS), and the provisions of the Companies Act, 2013 ('the Act') (to the extent notified) The Ind AS are prescribed under Section 133 of the Act read with Rule 3 of the Companies (Indian Accounting Standards) Rules, 2015 and relevant amendment rules issued thereafter.

The consolidated financial statements have been prepared on a going concern basis using historical cost convention and on an accrual method of accounting, except for certain financial assets and liabilities which are measured at fair value/ amortised cost (refer note 39).

Accounting policies have been consistently applied except where a newly issued accounting standard is initially adopted or a revision to an existing account standard required a change to the accounting policy hitherto to in use.

The consolidated financial statements are presented in Indian Rupees (INR) and all values are rounded off to the nearest lakhs, except where otherwise indicated

#### 2.2 Basis of consolidation

The consolidated financial statements comprise the financial statements of the Company, its subsidiaries, associates and limited liability partnership (together referred as "The Group") as at March 31, 2021. The Group controls an investee if and only if the Group has:

- Power over the investee (i.e. existing rights that give it the current ability to direct the relevant activities of the investee)
- Exposure, or rights, to variable returns from its involvement with the investee, and
- The ability to use its power over the investee to affect its return

Generally, there is a presumption that a majority of voting rights result in control. To support this presumption and when the Group has less than a majority of the voting or similar rights of an investee, the Group considers all relevant facts and circumstances in assessing whether it has power over an investee, including:

- The contractual arrangement with the other vote holders of the investee
- Rights arising from other contractual arrangements
- The Group's voting rights and potential voting rights
- The size of the group's holding of voting rights relative to the size and dispersion of the holdings of the other voting rights holders

The Group re-assesses whether or not it controls an investee if facts and circumstances indicate that there are changes to one or more of the three elements of control. Consolidation of a subsidiary begins when the Group obtains control over the subsidiary and ceases when the Group loses control of the subsidiary. Assets, liabilities, income and expenses of a subsidiary acquired or disposed of during the year are included in the consolidated financial statements from the date the Group gains control until the date the Group ceases to control the subsidiary.

Consolidated financial statements are prepared using uniform accounting policies for like transactions and other events in similar circumstances. If a member of the Group uses accounting policies other than those adopted in the consolidated financial statements for like transactions and events in similar circumstances, appropriate adjustments are made to that Group member's financial statements in preparing the consolidated financial statements to ensure conformity with the Group's accounting policies.

The financial statements of all entities used for the purpose of consolidation are drawn up to same reporting date as that of the parent company, i.e., year ended on 31<sup>st</sup> March.

# Notes to consolidated financial statements

## for the year ended March 31, 2021

On transition to IND AS, the Group has elected to continue with the carrying value of all of its property plant and equipment recognised as at April 1, 2015 in the consolidated financial statements, measured as per the previous GAAP, and use that carrying value as the deemed cost of such property plant and equipment.

### Consolidation procedure:

- (a) Combine like items of assets, liabilities, equity, income and expenses of the parent with those of its subsidiaries. For this purpose, income and expenses of the subsidiaries are based on the amounts of the assets and liabilities recognised in the consolidated financial statements at the acquisition date.
- (b) Offset (eliminate) the carrying amount of the parent's investment in each subsidiary and the parent's portion of equity of each subsidiary. Business combinations policy explains how to account for any related goodwill.
- (c) Eliminate in full intragroup assets and liabilities, equity, income and expenses relating to transactions between entities of the Group (profits or losses resulting from intragroup transactions that are recognised in assets, such as inventory and fixed assets, are eliminated in full). Intragroup losses may indicate an impairment that requires recognition in the consolidated financial statements. Ind AS 12 Income Taxes applies to temporary differences that arise from the elimination of profits and losses resulting from intragroup transactions.

Profit or loss and each component of other comprehensive income (OCI) are attributed to the equity holders of the parent of the Group and to the non-controlling interests, even if this results in the non-controlling interests having a deficit balance. When necessary, adjustments are made to the financial statements of subsidiaries to bring their accounting policies into line with the Group's accounting policies. All intra-group assets and liabilities, equity, income, expenses and cash flows relating to transactions between members of the Group are eliminated in full on consolidation.

A change in the ownership interest of a subsidiary (including deemed acquisition/ deemed disposal), without a loss of control, is accounted for as an equity transaction. If the Group loses control over a subsidiary, it:

- Derecognises the assets (including goodwill) and liabilities of the subsidiary

- Derecognises the carrying amount of any non-controlling interests
- Derecognises the cumulative translation differences recorded in equity
- Recognises the fair value of the consideration received
- Recognises the fair value of any investment retained
- Recognises any surplus or deficit in profit or loss
- Reclassifies the parent's share of components previously recognised in OCI to profit or loss or retained earnings, as appropriate, as would be required if the Group had directly disposed of the related assets or liabilities.

### 2.3 Summary of significant accounting policies

#### (a) Business combinations and goodwill

Business combinations are accounted for using the acquisition method. The cost of an acquisition is measured as the aggregate of the consideration transferred measured at acquisition date fair value and the amount of any non-controlling interests in the acquiree. For each business combination, the Group elects whether to measure the non-controlling interests in the acquiree at fair value or at the proportionate share of the acquiree's identifiable net assets. Acquisition-related costs are expensed as incurred.

At the acquisition date, the identifiable assets acquired and the liabilities assumed are recognised at their acquisition date fair values. For this purpose, the liabilities assumed include contingent liabilities representing present obligation and they are measured at their acquisition fair values irrespective of the fact that outflow of resources embodying economic benefits is not probable. However, the following assets and liabilities acquired in a business combination are measured at the basis indicated below:

- Deferred tax assets or liabilities, and the assets or liabilities related to employee benefit arrangements are recognised and measured in accordance with Ind AS 12 Income Tax and Ind AS 19 Employee Benefits respectively.
- Liabilities or equity instruments related to share based payment arrangements of the acquiree or share based payments arrangements of the Group entered into to replace share-based payment arrangements of the acquiree are measured in accordance with Ind AS 102 Share-based Payments at the acquisition date.

# Notes to consolidated financial statements

## for the year ended March 31, 2021

- Assets (or disposal Groups) that are classified as held for sale in accordance with Ind AS 105 Non-current Assets Held for Sale and Discontinued Operations are measured in accordance with that standard.
- Reacquired rights are measured at a value determined on the basis of the remaining contractual term of the related contract. Such valuation does not consider potential renewal of the reacquired right.

When the Group acquires a business, it assesses the financial assets and liabilities assumed for appropriate classification and designation in accordance with the contractual terms, economic circumstances and pertinent conditions as at the acquisition date. This includes the separation of embedded derivatives in host contracts by the acquiree.

If the business combination is achieved in stages, any previously held equity interest is re-measured at its acquisition date fair value and any resulting gain or loss is recognised in profit or loss or OCI, as appropriate.

Any contingent consideration to be transferred by the acquirer is recognised at fair value at the acquisition date. At the end of subsequent reporting periods, such contingent liabilities are measured at the higher of the amount that would be recognised in accordance with Ind AS 37 and the amount initially recognised less cumulative amortisation recognised in accordance with Ind AS 18 Revenue.

Contingent consideration classified as an asset or liability that is a financial instrument and within the scope of Ind AS 109 Financial Instruments, is measured at fair value with changes in fair value recognised in profit or loss. If the contingent consideration is not within the scope of Ind AS 109, it is measured in accordance with the appropriate Ind AS. Contingent consideration that is classified as equity is not re-measured at subsequent reporting dates and subsequent its settlement is accounted for within equity.

Goodwill is initially measured at cost, being the excess of the aggregate of the consideration transferred and the amount recognised for non-controlling interests, and any previous interest held, over the net identifiable assets acquired and liabilities assumed. If the fair value of the net assets acquired is in excess of the aggregate consideration transferred, the Group re-assesses whether it has correctly identified all of the assets acquired and all of the liabilities assumed and reviews the procedures used to measure the amounts to be recognised at the acquisition date. If the reassessment still results in an excess of the fair value of net assets acquired over the aggregate consideration transferred, then the gain is

recognised in OCI and accumulated in equity as capital reserve. However, if there is no clear evidence of bargain purchase, the entity recognises the gain directly in equity as capital reserve, without routing the same through OCI.

After initial recognition, goodwill is measured at cost less any accumulated impairment losses. For the purpose of impairment testing, goodwill acquired in a business combination is, from the acquisition date, allocated to each of the Group's cash-generating units that are expected to benefit from the combination, irrespective of whether other assets or liabilities of the acquiree are assigned to those units.

A cash generating unit to which goodwill has been allocated is tested for impairment annually, or more frequently when there is an indication that the unit may be impaired. If the recoverable amount of the cash generating unit is less than its carrying amount, the impairment loss is allocated first to reduce the carrying amount of any goodwill allocated to the unit and then to the other assets of the unit pro rata based on the carrying amount of each asset in the unit. Any impairment loss for goodwill is recognised in profit or loss. An impairment loss recognised for goodwill is not reversed in subsequent periods.

Where goodwill has been allocated to a cash-generating unit and part of the operation within that unit is disposed of, the goodwill associated with the disposed operation is included in the carrying amount of the operation when determining the gain or loss on disposal. Goodwill disposed in these circumstances is measured based on the relative values of the disposed operation and the portion of the cash-generating unit retained.

If the initial accounting for a business combination is incomplete by the end of the reporting period in which the combination occurs, the Group reports provisional amounts for the items for which the accounting is incomplete. Those provisional amounts are adjusted through goodwill during the measurement period, or additional assets or liabilities are recognised, to reflect new information obtained about facts and circumstances that existed at the acquisition date that, if known, would have affected the amounts recognized at that date. These adjustments are called as measurement period adjustments. The measurement period does not exceed one year from the acquisition date.

### *Investments in associates*

An associate is an entity over which the Group has significant influence. Significant influence is the power to participate in the financial and operating policy decisions

# Notes to consolidated financial statements

## for the year ended March 31, 2021

of the investee but is not control or joint control over those policies.

The results and assets and liabilities of associates are incorporated in these consolidated financial statements using the equity method of accounting, except when the investment, or a portion thereof, is classified as held for sale, in which case it is accounted for in accordance with Ind AS 105. Under the equity method, an investment in an associate is initially recognised in the consolidated balance sheet at cost and adjusted thereafter to recognise the Group's share of the profit or loss and other comprehensive income of the associate. Distributions received from an associate reduce the carrying amount of the investment. When the Group's share of losses of an associate exceeds the Group's interest in that associate (which includes any long-term interests that, in substance, form part of the Group's net investment in the associate), the Group discontinues recognising its share of further losses. Additional losses are recognised only to the extent that the Group has incurred legal or constructive obligations or made payments on behalf of the associate

An investment in an associate is accounted for using the equity method from the date on which the investee becomes an associate. On acquisition of the investment in an associate, any excess of the cost of the investment over the Group's share of the net fair value of the identifiable assets and liabilities of the investee is recognised as goodwill, which is included within the carrying amount of the investment. Any excess of the Group's share of the net fair value of the identifiable assets and liabilities over the cost of the investment, after reassessment, is recognised directly in equity as capital reserve in the period in which the investment is acquired.

After application of the equity method of accounting, the Group determines whether there any is objective evidence of impairment as a result of one or more events that occurred after the initial recognition of the net investment in an associate and that event (or events) has an impact on the estimated future cash flows from the net investment that can be reliably estimated. If there exists such an objective evidence of impairment, then it is necessary to recognise impairment loss with respect to the Group's investment in an associate.

When necessary, the entire carrying amount of the investment (including goodwill) is tested for impairment in accordance with Ind AS 36 Impairment of Assets as a single asset by comparing its recoverable amount (higher of value in use and fair value less costs of disposal) with its carrying amount. Any impairment loss recognised forms part of the carrying amount of the investment. Any reversal

of that impairment loss is recognised in accordance with Ind AS 36 to the extent that the recoverable amount of the investment subsequently increases.

The Group discontinues the use of the equity method from the date when the investment ceases to be an associate, or when the investment is classified as held for sale. When the Group retains an interest in the former associate and the retained interest is a financial asset, the Group measures the retained interest at fair value at that date and the fair value is regarded as its fair value on initial recognition in accordance with Ind AS 109. The difference between the carrying amount of the associate at the date the equity method was discontinued, and the fair value of any retained interest and any proceeds from disposing of a part interest in the associate is included in the determination of the gain or loss on disposal of the associate. In addition, the Group accounts for all amounts previously recognised in other comprehensive income in relation to that associate or joint venture on the same basis as would be required if that associate had directly disposed of the related assets or liabilities. Therefore, if a gain or loss previously recognised in other comprehensive income by that associate would be reclassified to profit or loss on the disposal of the related assets or liabilities, the Group reclassifies the gain or loss from equity to profit or loss (as a reclassification adjustment) when the equity method is discontinued.

### (b) Current versus non-current classification

The Group presents assets and liabilities in the balance sheet based on current/ non-current classification. An asset is treated as current when it is:

- Expected to be realised or intended to be sold or consumed in normal operating cycle
- Held primarily for the purpose of trading
- Expected to be realised within twelve months after the reporting period, or
- Cash or cash equivalent unless restricted from being exchanged or used to settle a liability for at least twelve months after the reporting period

All other assets are classified as non-current.

A liability is current when:

- It is expected to be settled in normal operating cycle
- It is held primarily for the purpose of trading
- It is due to be settled within twelve months after the reporting period, or

# Notes to consolidated financial statements

## for the year ended March 31, 2021

- There is no unconditional right to defer the settlement of the liability for at least twelve months after the reporting period

The Group classifies all other liabilities as non-current.

Deferred tax assets and liabilities are classified as non-current assets and liabilities.

The operating cycle is the time between the acquisition of assets for processing and their realisation in cash and cash equivalents. The Group has identified twelve months as its operating cycle.

### (c) Foreign currencies

#### Transactions and balances

Transactions in foreign currencies are initially recorded by the Group's entities at their respective functional currency spot rates at the date the transaction first qualifies for recognition. However, for practical reasons, the Group uses an average rate if the average approximates the actual rate at the date of the transaction.

Monetary assets and liabilities denominated in foreign currencies are translated at the functional currency spot rates of exchange at the reporting date.

Exchange differences arising on settlement or translation of monetary items are recognised in profit or loss.

Non-monetary items that are measured in terms of historical cost in a foreign currency are translated using the exchange rates at the dates of the initial transactions. Non-monetary items measured at fair value in a foreign currency are translated using the exchange rates at the date when the fair value is determined. The gain or loss arising on translation of non-monetary items measured at fair value is treated in line with the recognition of the gain or loss on the change in fair value of the item (i.e., translation differences on items whose fair value gain or loss is recognised in OCI or profit or loss are also recognised in OCI or profit or loss, respectively).

### (d) Fair value measurement

The Group measures financial instruments at fair value at each balance sheet date.

Fair value is the price that would be received to sell an asset or paid to transfer a liability in an orderly transaction between market participants at the measurement date. The fair value measurement is based on the presumption that the transaction to sell the asset or transfer the liability takes place either:

- In the principal market for the asset or liability, or
- In the absence of a principal market, in the most advantageous market for the asset or liability

The principal or the most advantageous market must be accessible by the Group.

The fair value of an asset or a liability is measured using the assumptions that market participants would use when pricing the asset or liability, assuming that market participants act in their economic best interest.

A fair value measurement of a non-financial asset takes into account a market participant's ability to generate economic benefits by using the asset in its highest and best use or by selling it to another market participant that would use the asset in its highest and best use.

The Group uses valuation techniques that are appropriate in the circumstances and for which sufficient data are available to measure fair value, maximising the use of relevant observable inputs and minimising the use of unobservable inputs.

All assets and liabilities for which fair value is measured or disclosed in the consolidated financial statements are categorised within the fair value hierarchy, described as follows, based on the lowest level input that is significant to the fair value measurement as a whole:

- Level 1 — Quoted (unadjusted) market prices in active markets for identical assets or liabilities
- Level 2 — Valuation techniques for which the lowest level input that is significant to the fair value measurement is directly or indirectly observable
- Level 3 — Valuation techniques for which the lowest level input that is significant to the fair value measurement is unobservable.

For assets and liabilities that are recognised in the consolidated financial statements on a recurring basis, the Group determines whether transfers have occurred between levels in the hierarchy by re-assessing categorisation (based on the lowest level input that is significant to the fair value measurement as a whole) at the end of each reporting period.

The Group determines the policies and procedures for both recurring fair value measurement, and unquoted financial assets measured at fair value. External valuers are involved for valuation of significant assets and liabilities. The management selects external valuer on various criteria such as market knowledge, reputation,

# Notes to consolidated financial statements

## for the year ended March 31, 2021

independence and whether professional standards are maintained by valuer. The management decides, after discussions with the Group's external valuers, which valuation techniques and inputs to use for each case.

At each reporting date, the management analyses the movements in the values of assets and liabilities which are required to be remeasured or re-assessed as per the Group's accounting policies. For this analysis, the Management verifies the major inputs applied in the latest valuation by agreeing the information in the valuation computation to contracts and other relevant documents.

The management, in conjunction with the Group's external valuers, also compares the change in the fair value of each asset and liability with relevant external sources to determine whether the change is reasonable.

For the purpose of fair value disclosures, the Group has determined classes of assets and liabilities on the basis of the nature, characteristics and risks of the asset or liability and the level of the fair value hierarchy.

This note summarises accounting policy for fair value. Other fair value related disclosures are given in the relevant notes.

- Disclosures for valuation methods, significant estimates and assumptions (note 33)
- Quantitative disclosures of fair value measurement hierarchy (note 39)
- Financial instruments (including those carried at amortised cost) (note 39)

### (e) Revenue recognition

The Group apply Ind AS 115 "Revenue from Contracts with Customers" which establishes a comprehensive framework to depict timing and amount of revenue to be recognised.

In arrangements for room revenue and related services, the Group has applied the guidance in Ind AS 115 for recognition of Revenue from contract with customer, by applying the revenue recognition criteria for each distinct performance obligation. The arrangements with customers generally meet the criteria for considering room revenue and related services as distinct performance obligations. For allocating the transaction price, the Group has measured the revenue in respect of each performance obligation of a contract at its relative standalone selling price. The price that is regularly charged for an item when sold separately is the best evidence of its standalone selling price.

Revenue is recognized to the extent that it is probable that the economic benefits will flow to the Group and the revenue can be reliably measured, regardless of when the payment is being made. Revenue is measured at the fair value of the consideration received or receivable, taking into account contractually defined terms of payment and excluding taxes or duty. The Group assesses its revenue arrangements against specific criteria to determine if it is acting as principal or agent. The Group has concluded that it is acting as a principal in all of its revenue arrangements. The specific recognition criteria described below must also be met before revenue is recognized.

Sales tax/ value added tax (VAT)/Goods & service tax(GST) is not received by the Group on its own account. Rather, it is tax collected on value added to the commodity by the seller on behalf of the government. Accordingly, it is excluded from revenue.

#### *Rooms, Restaurant, Banquets and Other Services*

Income from guest accommodation is recognized on a day to day basis after the guest checks into the Hotels and are stated net of allowances. Incomes from other services are recognized as and when services are rendered. Sales are stated exclusive of Service Tax, Value Added Taxes (VAT), GST and Luxury Tax. Difference of revenue over the billed as at the period-end is carried in financial statement as unbilled revenue separately.

#### *Sale of goods*

Revenue from the sale of goods is recognised when the significant risks and rewards of ownership of the goods have passed to the buyer, sale of food and beverage are recognized at the points of serving these items to the guests. Sales are stated exclusive of Sales Tax / VAT/GST.

#### *Interest income*

For all financial instruments measured at amortized cost, interest income is recorded using the effective interest rate (EIR). EIR is the rate that exactly discounts the estimated future cash payments or receipts over the expected life of the financial instrument or a shorter period, where appropriate, to the net carrying amount of the financial asset or liability. Interest income is included in finance income in the income statement.

#### *Dividends*

Revenue is recognized when the Group's right to receive the payment is established, which is generally when shareholders approve the dividend.

# Notes to consolidated financial statements

## for the year ended March 31, 2021

### *Management Fee*

Revenue from management services comprises fixed & variable income. Fixed income is recognised pro-rata over the period of the contract as and when services are rendered. Variable income is recognised on an accrual basis in accordance with the terms of the relevant agreement.

### (f) Taxes

Tax expense represents current income tax and deferred tax.

#### *Current income tax*

The tax currently payable is based on taxable profit for the year. Taxable profit differs from 'profit before tax' as reported in the consolidated statement of profit and loss because of items of income or expense that are taxable or deductible in other years and items that are never taxable or deductible. The Group's current tax is calculated using tax rates that have been enacted or substantively enacted by the end of the reporting period.

Current income tax assets and liabilities are measured at the amount expected to be recovered from or paid to the taxation authorities.

Current income tax relating to items recognised outside profit or loss is recognised outside profit or loss (either in other comprehensive income or in equity). Current tax items are recognised in correlation to the underlying transaction either in OCI or directly in equity. Management periodically evaluates positions taken in the tax returns with respect to situations in which applicable tax regulations are subject to interpretation and establishes provisions where appropriate.

#### *Deferred tax*

Deferred tax is provided using the liability method on temporary differences between the tax bases of assets and liabilities and their carrying amounts for financial reporting purposes at the reporting date.

Deferred tax liabilities are recognised for all taxable temporary differences, except:

- When the deferred tax liability arises from the initial recognition of goodwill or an asset or liability in a transaction that is not a business combination and, at the time of the transaction, affects neither the accounting profit nor taxable profit or loss
- In respect of taxable temporary differences associated with investments in subsidiaries,

associates and interests in joint ventures, when the timing of the reversal of the temporary differences can be controlled and it is probable that the temporary differences will not reverse in the foreseeable future.

Deferred tax assets are recognised for all deductible temporary differences, the carry forward of unused tax credits (including MAT credit) and any unused tax losses. Deferred tax assets are recognised to the extent that it is probable that taxable profit will be available against which the deductible temporary differences, and the carry forward of unused tax credits and unused tax losses can be utilised, except:

- When the deferred tax asset relating to the deductible temporary difference arises from the initial recognition of an asset or liability in a transaction that is not a business combination and, at the time of the transaction, affects neither the accounting profit nor taxable profit or loss
- In respect of deductible temporary differences associated with investments in subsidiaries, associates and interests in joint ventures, deferred tax assets are recognised only to the extent that it is probable that the temporary differences will reverse in the foreseeable future and taxable profit will be available against which the temporary differences can be utilised

The carrying amount of deferred tax assets (including MAT credit available) is reviewed at each reporting date and reduced to the extent that it is no longer probable that sufficient taxable profit will be available to allow all or part of the deferred tax asset to be utilised. Unrecognised deferred tax assets are re-assessed at each reporting date and are recognised to the extent that it has become probable that future taxable profits will allow the deferred tax asset to be recovered.

Deferred tax assets and liabilities are measured at the tax rates that are expected to apply in the year when the asset is realised or the liability is settled, based on tax rates (and tax laws) that have been enacted or substantively enacted at the reporting date.

Deferred tax relating to items recognised outside profit or loss is recognised outside profit or loss (either in other comprehensive income or in equity). Deferred tax items are recognised in correlation to the underlying transaction either in OCI or directly in equity.

Deferred tax assets and deferred tax liabilities are offset if a legally enforceable right exists to set off current tax

# Notes to consolidated financial statements

## for the year ended March 31, 2021

assets against current tax liabilities and the deferred taxes relate to the same taxable entity and the same taxation authority.

Tax benefits acquired as part of a business combination, but not satisfying the criteria for separate recognition at that date, are recognised subsequently if new information about facts and circumstances change. Acquired deferred tax benefits recognised within the measurement period reduce goodwill related to that acquisition if they result from new information obtained about facts and circumstances existing at the acquisition date.

If the carrying amount of goodwill is zero, any remaining deferred tax benefits are recognised in OCI/ capital reserve depending on the principle explained for bargain purchase gains. All other acquired tax benefits realised are recognised in profit or loss.

### (g) Property, plant and equipment (including capital work in progress)

Capital work in progress is stated at cost, plant and equipment is stated at cost, net of accumulated depreciation and accumulated impairment losses, if any. Such cost includes the cost of replacing part of the plant and equipment and borrowing costs for long-term construction projects if the recognition criteria are met. Such properties are classified to the appropriate categories of property, plant and equipment when completed and ready for intended use. Depreciation of these assets, on the same basis as other property assets, commences when the assets are ready for their intended use. Freehold land is not depreciated.

When significant parts of property, plant and equipment are required to be replaced at intervals, the Group depreciates them separately based on their specific useful lives. Likewise, when a major inspection is performed, its cost is recognised in the carrying amount of the plant and equipment as a replacement if the recognition criteria are satisfied. All other repair and maintenance costs are recognised in profit or loss as incurred.

The present value of the expected cost for the decommissioning of an asset after its use is included in the cost of the respective asset if the recognition criteria for a provision are met.

Depreciation on Property, plant and equipment is provided as per Schedule II of Companies Act, 2013 on Straight Line Method over its economic useful life of Property, plant and equipment as follows:

| Property, plant and equipment          | Useful life considered |
|--|------------------------|
| Plant & Machinery                      | 15 Years               |
| Building                               | 60 Years               |
| Electrical installations and fittings  | 10 Years               |
| Office Equipments                      | 5 Years                |
| Furniture and Fixtures                 | 8 Years                |
| Crockery, cutlery and soft furnishings | 3 Years                |
| Commercial Vehicles                    | 6 Years                |
| Private Vehicles                       | 8 Years                |
| Computers                              | 3 Years                |

The Group, based on management estimates, depreciates certain items of building, plant and equipment over estimated useful lives which are lower than the useful life prescribed in Schedule II to the Companies Act, 2013. The management believes that these estimated useful lives are realistic and reflect fair approximation of the period over which the assets are likely to be used.

An item of property, plant and equipment and any significant part initially recognized is derecognized upon disposal or when no future economic benefits are expected from its use or disposal. Any gain or loss arising on derecognition of the asset (calculated as the difference between the net disposal proceeds and the carrying amount of the asset) is included in the income statement when the asset is derecognized.

The residual values, useful lives and methods of depreciation of property, plant and equipment are reviewed at each financial year end, and adjusted prospectively if appropriate.

### (h) Intangible assets

Intangible assets acquired separately are measured on initial recognition at cost. The cost of intangible assets acquired in a business combination is their fair value at the date of acquisition. Following initial recognition, intangible assets are carried at cost less any accumulated amortization and accumulated impairment losses. Internally generated intangibles, excluding capitalised development costs, are not capitalised and the related expenditure is reflected in profit or loss in the period in which the expenditure is incurred.

The useful lives of intangible assets are assessed as 3 years and the same shall be amortised on Straight line basis over its useful life.



# Notes to consolidated financial statements

## for the year ended March 31, 2021

Intangible assets with indefinite useful lives are not amortized, but are tested for impairment annually at each year end either individually or at the cash generating unit level. The assessment of indefinite life is reviewed annually to determine whether the indefinite life continues to be supportable. If not, the change in useful life from indefinite to finite is made on a prospective basis.

Gains or losses arising from derecognition of an intangible asset are measured as the difference between the net disposal proceeds and the carrying amount of the asset and are recognized in the income statement when the asset is derecognized.

### (i) Investment properties

Investment properties are properties held to earn rentals and/or for capital appreciation (including property under construction for such purposes) Investment properties are measured initially at cost, including transaction costs. Subsequent to initial recognition, investment properties are stated at cost less accumulated depreciation and accumulated impairment loss, if any.

The Group depreciates building component of investment property over 60 years from the date of original purchase.

Though the Group measures investment property using cost based measurement, the fair value of investment property is disclosed in the notes. Fair values are determined based on an annual evaluation performed by an accredited external independent valuer

Investment properties are derecognised either when they have been disposed of or when they are permanently withdrawn from use and no future economic benefit is expected from their disposal. The difference between the net disposal proceeds and the carrying amount of the asset is recognised in profit or loss in the period of derecognition.

### (j) Borrowing costs

Borrowing cost includes interest expense as per Effective Interest Rate (EIR).

Borrowing costs directly attributable to the acquisition or construction of an asset that necessarily takes a substantial period of time to get ready for its intended use are capitalised as part of the cost of the asset until such time that the assets are substantially ready for their intended use. Where funds are borrowed specifically to finance a project, the amount capitalised represents the actual borrowing costs incurred. Where surplus funds are available out of money borrowed specifically

to finance a project, the income generated from such current investments is deducted from the total capitalized borrowing cost. Where the funds used to finance a project form part of general borrowings, the amount capitalised is calculated using a weighted average of rates applicable to relevant general borrowings of the company during the year. Capitalisation of borrowing costs is suspended and charged to profit and loss during the extended periods when the active development on the qualifying assets is interrupted.

Effective interest rate(EIR) is the rate that exactly discounts the estimated future cash payments or receipts over the expected life of the financial liability or a shorter period, where appropriate, to the amortised cost of a financial liability after considering all the contractual terms of the financial instrument.

### (k) Leases

The Group assesses that the contract is, or contains, a lease if the contract conveys the right to control the use of an identified asset for a period of time in exchange for consideration. To assess whether a contract conveys the right to control the use of an identified asset, the Group assesses whether:

- (1) The contract involves the use of an identified asset,
- (2) The Group has substantially all of the economic benefits from use of the identified asset, and
- (3) The Group has the right to direct the use of the identified asset.

#### Group as a lessee

The Group recognizes right-of-use asset representing its right to use the underlying asset for the lease term at the lease commencement date. The cost of the right-of-use asset measured at inception shall comprise of the amount of the initial measurement of the lease liability adjusted for any lease payments made at or before the commencement date plus any initial direct costs incurred. The right-of-use assets is subsequently measured at cost less any accumulated depreciation, accumulated impairment losses, if any and adjusted for any remeasurement of the lease liability. The right-of-use asset is depreciated from the commencement date over the shorter of the lease term and useful life of the underlying asset. Right-of-use assets are tested for impairment whenever there is any indication that their carrying amounts may not be recoverable. Impairment loss, if any, is recognised in the statement of profit and loss.

# Notes to consolidated financial statements

## for the year ended March 31, 2021

The Group measures the lease liability at the present value of the lease payments over the lease term. The lease payments are discounted using the interest rate implicit in the lease, if that rate can be readily determined. If that rate cannot be readily determined, the Group uses incremental borrowing rate. For leases with reasonably similar characteristics, the Group adopts the incremental borrowing rate for the entire portfolio of leases as a whole. The lease payments shall include fixed payments, variable lease payments, exercise price of a purchase option and payments of penalties for terminating the lease. The lease liability is subsequently remeasured by increasing the carrying amount to reflect interest on the lease liability, reducing the carrying amount to reflect the lease payments made and remeasuring the carrying amount to reflect any reassessment or lease modifications or to reflect revised in-substance fixed lease payments.

The Group recognises the amount of the re-measurement of lease liability as an adjustment to the right-of-use asset. Where the carrying amount of the right-of-use asset is reduced to zero and there is a further reduction in the measurement of the lease liability, the Group recognizes any remaining amount of the re-measurement in statement of profit and loss.

The Group has elected not to apply the requirements of Ind AS 116 to leases for which the underlying asset is of low value. The lease payments associated with these low value leases are recognized as an expense on a straight-line basis over the lease term.

### Group as a lessor

Leases where the Group does not transfer substantially all the risks and rewards incidental to ownership of the asset are classified as operating leases. Lease rentals under operating leases are recognized as income on a straight-line basis over the lease term.

### (l) Inventories

Stock of food & beverages, stores and operating supplies are valued at lower of cost and net realisable Value. Cost includes cost of purchase and other costs incurred in bringing the inventories to their present location and condition. Cost is determined on a first in first out basis. Net realisable value is the estimated selling price in the ordinary course of business less estimated costs necessary to make sale.

### (m) Impairment of non-financial assets

The Group assesses at each reporting date whether there is an indication that an asset may be impaired.

If any indication exists, or when annual impairment testing for an asset is required, the Group estimates the asset's recoverable amount. An asset's recoverable amount is the higher of an asset's or cash-generating unit's (CGU) fair value less costs of disposal and its value in use. The recoverable amount is determined for an individual asset, unless the asset does not generate cash inflows that are largely independent of those from other assets or Group of assets. Where the carrying amount of an asset or CGU exceeds its recoverable amount, the asset is considered impaired and is written down to its recoverable amount. In assessing value in use, the estimated future cash flows are discounted to their present value using a pre-tax discount rate that reflects current market assessments of the time value of money and the risks specific to the asset. In determining net selling price, recent market transactions are taken into account, if available. If no such transactions can be identified, an appropriate valuation model is used. These calculations are corroborated by valuation multiples, quoted share prices for publicly traded companies or other available fair value indicators.

The Group bases its impairment calculation on detailed budgets and forecast calculations, which are prepared separately for each of the Group's CGUs to which the individual assets are allocated. These budgets and forecast calculations generally cover a period of five years. For longer periods, a long-term growth rate is calculated and applied to project future cash flows after the fifth year. To estimate cash flow projections beyond periods covered by the most recent budgets/forecasts, the Group extrapolates cash flow projections in the budget using a steady or declining growth rate for subsequent years, unless an increasing rate can be justified. In any case, this growth rate does not exceed the long-term average growth rate for the products, industries, or country in which the entity operates, or for the market in which the asset is used.

Impairment losses including impairment on inventories, are recognised in the statement of profit and loss.

For assets excluding goodwill, an assessment is made at each reporting date to determine whether there is an indication that previously recognised impairment losses no longer exist or have decreased. If such indication exists, the Group estimates the asset's or CGU's recoverable amount. A previously recognised impairment loss is reversed only if there has been a change in the assumptions used to determine the asset's recoverable amount since the last impairment loss was recognised. The reversal is limited so that the carrying amount of the asset does not exceed its recoverable amount, nor exceed

# Notes to consolidated financial statements

## for the year ended March 31, 2021

the carrying amount that would have been determined, net of depreciation, had no impairment loss been recognised for the asset in prior years. Such reversal is recognised in the statement of profit or loss unless the asset is carried at a revalued amount, in which case, the reversal is treated as a revaluation increase.

### (n) Provisions

#### *General*

Provisions are recognised when the Group has a present obligation (legal or constructive) as a result of a past event, it is probable that an outflow of resources embodying economic benefits will be required to settle the obligation and a reliable estimate can be made of the amount of the obligation. The expense relating to a provision is presented in the statement of profit and loss net of any reimbursement.

The amount recognised as a provision is the best estimate of the consideration required to settle the present obligation at the end of the reporting period, taking into account the risks and uncertainties surrounding the obligation.

If the effect of the time value of money is material, provisions are discounted using a current pre-tax rate that reflects, when appropriate, the risks specific to the liability. When discounting is used, the increase in the provision due to the passage of time is recognised as a finance cost.

Provisions are reviewed at the end of each reporting period and adjusted to reflect the current best estimate. If it is no longer probable that an outflow of resources would be required to settle the obligation, the provision is reversed.

#### **Contingent Assets/ Liabilities**

Contingent assets are not recognised. However, when realisation of income is virtually certain, then the related asset is no longer a contingent asset, and is recognised as an asset.

Contingent liabilities are disclosed in notes to accounts when there is a possible obligation arising from past events, the existence of which will be confirmed only by the occurrence or non-occurrence of one or more uncertain future events not wholly within the control of the Group or a present obligation that arises from past events where it is either not probable that an outflow of resources will be required to settle or a reliable estimate of the amount cannot be made.

### (o) Deferred Revenue

The Group operates a loyalty point's programme, which allows customers to accumulate points when they obtain services in the Group's Hotels. The points can be redeemed for free products/ nights, subject to a minimum number of points being obtained. Consideration received is allocated between the Room Revenue and the points issued, with the consideration allocated to the points equal to their fair value. Fair value of the points is determined by applying a statistical analysis. The fair value of the points issued is deferred and recognised as revenue when the points are redeemed.

### (p) Retirement and other employee benefits

Retirement benefit in the form of provident fund is a defined contribution scheme. The group has no obligation, other than the contribution payable to the provident fund. The group recognizes contribution payable to the provident fund scheme as an expense, when an employee renders the related service. If the contribution payable to the scheme for service received before the balance sheet date exceeds the contribution already paid, the deficit payable to the scheme is recognized as a liability after deducting the contribution already paid. If the contribution already paid exceeds the contribution due for services received before the balance sheet date, then excess is recognized as an asset to the extent that the prepayment will lead to, for example, a reduction in future payment or a cash refund.

Retirement benefit in the form of gratuity is a defined benefit scheme. Gratuity liability of employees is accounted for on the basis of actuarial valuation on projected unit credit method at the close of the year. Group's contribution made to Life Insurance Corporation is expenses off at the time of payment of premium.

Remeasurements, comprising of actuarial gains and losses, the effect of the asset ceiling, excluding amounts included in net interest on the net defined benefit liability and the return on plan assets (excluding amounts included in net interest on the net defined benefit liability), are recognised immediately in the balance sheet with a corresponding debit or credit to retained earnings through OCI in the period in which they occur. Remeasurements are not reclassified to profit or loss in subsequent periods.

Past service costs are recognised in profit or loss on the earlier of:

- The date of the plan amendment or curtailment, and

# Notes to consolidated financial statements

## for the year ended March 31, 2021

- The date that the Group recognises related restructuring costs

Net interest is calculated by applying the discount rate to the net defined benefit liability or asset. The Group recognises the following changes in the net defined benefit obligation as an expense in the consolidated statement of profit and loss:

- Service costs comprising current service costs, past-service costs, gains and losses on curtailments and non-routine settlements; and
- Net interest expense or income

Retirement benefits in the form of Superannuation Fund is a defined contribution scheme and the contributions are charged to the statement of profit and loss of the year when the contributions to the respective funds are due. There are no other obligations other than the contribution payable to the respective trusts.

### *Short-term and other long-term employee benefits*

A liability is recognised for benefits accruing to employees in respect of wages and salaries, annual leave and sick leave in the period the related service is rendered at the undiscounted amount of the benefits expected to be paid in exchange for that service.

Liabilities recognised in respect of short-term employee benefits are measured at the undiscounted amount of the benefits expected to be paid in exchange for the related service.

Liabilities recognised in respect of other long-term employee benefits are measured at the present value of the estimated future cash outflows expected to be made by the Group in respect of services provided by employees up to the reporting date.

The Group treats leaves expected to be carried forward for measurement purposes. Such compensated absences are provided for based on the actuarial valuation using the projected unit credit method at the year-end. Remeasurement gains/losses are immediately taken to the statement of profit and loss and are not deferred. The Group presents the entire leave as a current liability in the balance sheet, since it does not have an unconditional right to defer its settlement for 12 months after the reporting date. Where Group has the unconditional legal and contractual right to defer the settlement for a period beyond 12 months, the same is presented as non-current liability.

### (q) Financial instruments

A financial instrument is any contract that gives rise to a financial asset of one entity and a financial liability or equity instrument of another entity.

#### Financial assets

##### *Initial recognition and measurement*

All financial assets are recognised initially at fair value plus, in the case of financial assets not recorded at fair value through profit or loss, transaction costs that are attributable to the acquisition of the financial asset. Purchases or sales of financial assets that require delivery of assets within a time frame established by regulation or convention in the market place (regular way trades) are recognised on the trade date, i.e., the date that the Group commits to purchase or sell the asset.

##### *Subsequent measurement*

For purposes of subsequent measurement, financial assets are classified in following categories:

- Debt instruments at amortised cost
- Debt instruments at fair value through other comprehensive income (FVTOCI)
- Debt instruments, derivatives and equity instruments at fair value through profit or loss (FVTPL)
- Equity instruments measured at fair value through other comprehensive income (FVTOCI)

##### *Debt instruments at amortised cost*

A debt instrument is measured at the amortised cost if both the following conditions are met:

- a) The asset is held within a business model whose objective is to hold assets for collecting contractual cash flows, and
- b) Contractual terms of the asset give rise on specified dates to cash flows that are solely payments of principal and interest (SPPI) on the principal amount outstanding.

This category is the most relevant to the Group. After initial measurement, such financial assets are subsequently measured at amortised cost using the effective interest rate (EIR) method. Amortised cost is calculated by taking into account any discount or premium on acquisition and fees or costs that are an integral part of the EIR. The EIR amortisation is included in finance income in the profit or

# Notes to consolidated financial statements

## for the year ended March 31, 2021

loss. The losses arising from impairment are recognised in the profit or loss. This category generally applies to trade and other receivables etc. For more information on receivables, refer to Note 12.

### *Debt instrument at FVTOCI*

A debt instrument is classified as at the FVTOCI if both of the following criteria are met:

- a) The objective of the business model is achieved both by collecting contractual cash flows and selling the financial assets, and
- b) The asset's contractual cash flows represent SPPI.

Debt instruments included within the FVTOCI category are measured initially as well as at each reporting date at fair value. Fair value movements are recognized in the other comprehensive income (OCI). However, the Group recognizes interest income, impairment losses & reversals and foreign exchange gain or loss in the Statement of Profit and Loss. On derecognition of the asset, cumulative gain or loss previously recognised in OCI is reclassified from the equity to Statement of Profit and Loss. Interest earned whilst holding FVTOCI debt instrument is reported as interest income using the EIR method.

### *Debt instrument at FVTPL*

FVTPL is a residual category for debt instruments. Any debt instrument, which does not meet the criteria for categorization as at amortized cost or as FVTOCI, is classified as at FVTPL.

In addition, the Group may elect to designate a debt instrument, which otherwise meets amortized cost or FVTOCI criteria, as at FVTPL. However, such election is allowed only if doing so reduces or eliminates a measurement or recognition inconsistency (referred to as 'accounting mismatch'). The Group has not designated any debt instrument as at FVTPL.

Debt instruments included within the FVTPL category are measured at fair value with all changes recognized in the P&L.

### *Equity investments*

All equity investments in scope of Ind AS 109 are measured at fair value. Equity instruments included within the FVTPL or FVTOCI category are measured at fair value with all changes recognized in the P&L or OCI.

### *Derecognition*

A financial asset (or, where applicable, a part of a financial asset or part of a Group of similar financial assets) is

primarily derecognised (i.e. removed from the Group's consolidated balance sheet) when:

- The rights to receive cash flows from the asset have expired, or
- The Group has transferred its rights to receive cash flows from the asset or has assumed an obligation to pay the received cash flows in full without material delay to a third party under a 'pass-through' arrangement; and either (a) the Group has transferred substantially all the risks and rewards of the asset, or (b) the Group has neither transferred nor retained substantially all the risks and rewards of the asset, but has transferred control of the asset.

### *Impairment of financial assets*

In accordance with Ind AS 109, the Group applies expected credit loss (ECL) model for measurement and recognition of impairment loss on the following financial assets and credit risk exposure:

- a) Financial assets that are debt instruments, and are measured at amortised cost e.g., loans, debt securities, deposits, trade receivables and bank balance
- b) Financial assets that are debt instruments and are measured as at FVTOCI
- c) Trade receivables or any contractual right to receive cash or another financial asset

The Group follows 'simplified approach' for recognition of impairment loss allowance on trade receivables:

- Trade receivables or contract revenue receivables; and
- All lease receivables resulting from transactions within the scope of Ind AS 17

The application of simplified approach does not require the Group to track changes in credit risk. Rather, it recognises impairment loss allowance based on lifetime ECLs at each reporting date, right from its initial recognition.

For recognition of impairment loss on other financial assets and risk exposure, the Group determines that whether there has been a significant increase in the credit risk since initial recognition. If credit risk has not increased significantly, 12-month ECL is used to provide for impairment loss. However, if credit risk has increased significantly, lifetime ECL is used.

Lifetime ECL are the expected credit losses resulting from all possible default events over the expected life of

# Notes to consolidated financial statements

## for the year ended March 31, 2021

a financial instrument. The 12-month ECL is a portion of the lifetime ECL which results from default events that are possible within 12 months after the reporting date.

ECL is the difference between all contractual cash flows that are due to the Group in accordance with the contract and all the cash flows that the entity expects to receive (i.e., all cash shortfalls), discounted at the original EIR. When estimating the cash flows, an entity is required to consider:

- All contractual terms of the financial instrument (including prepayment, extension, call and similar options) over the expected life of the financial instrument. However, in rare cases when the expected life of the financial instrument cannot be estimated reliably, then the entity is required to use the remaining contractual term of the financial instrument
- Cash flows from the sale of collateral held or other credit enhancements that are integral to the contractual terms

ECL impairment loss allowance (or reversal) recognized during the year is recognized as income/ expense in the statement of profit and loss (P&L). This amount is reflected under the head 'other expenses' in the P&L. The balance sheet presentation for various financial instruments is described below:

- Financial assets measured as at amortised cost, contractual revenue receivables and lease receivables: ECL is presented as an allowance, i.e., as an integral part of the measurement of those assets in the balance sheet. The allowance reduces the net carrying amount. Until the asset meets write-off criteria, the Group does not reduce impairment allowance from the gross carrying amount.

Debt instruments measured at FVTOCI: Since financial assets are already reflected at fair value, impairment allowance is not further reduced from its value. Rather, ECL amount is presented as 'accumulated impairment amount' in the OCI.

For assessing increase in credit risk and impairment loss, the Group combines financial instruments on the basis of shared credit risk characteristics with the objective of facilitating an analysis that is designed to enable significant increases in credit risk to be identified on a timely basis.

The Group does not have any purchased or originated credit-impaired (POCI) financial assets, i.e., financial assets which are credit impaired on purchase/ origination.

### Financial liabilities

#### *Initial recognition and measurement*

Financial liabilities are classified, at initial recognition, as financial liabilities at fair value through profit or loss, loans and borrowings, payables, or as derivatives designated as hedging instruments in an effective hedge, as appropriate.

All financial liabilities are recognised initially at fair value and, in the case of loans and borrowings and payables, net of directly attributable transaction costs.

The Group's financial liabilities include trade and other payables, loans and borrowings including bank overdrafts and financial guarantee contracts.

#### *Subsequent measurement*

The measurement of financial liabilities depends on their classification, as described below: Financial liabilities at fair value through profit or loss

Financial liabilities at fair value through profit or loss include financial liabilities held for trading and financial liabilities designated upon initial recognition as at fair value through profit or loss. Financial liabilities are classified as held for trading if they are incurred for the purpose of repurchasing in the near term. This category also includes derivative financial instruments entered into by the Group that are not designated as hedging instruments in hedge relationships as defined by Ind AS 109. Separated embedded derivatives are also classified as held for trading unless they are designated as effective hedging instruments.

Gains or losses on liabilities held for trading are recognised in the profit or loss.

Financial liabilities designated upon initial recognition at fair value through profit or loss are designated as such at the initial date of recognition, and only if the criteria in Ind AS 109 are satisfied. For liabilities designated as FVTPL, fair value gains/ losses attributable to changes in own credit risk are recognized in OCI. These gains/ loss are not subsequently transferred to P&L. However, the Group may transfer the cumulative gain or loss within equity. All other changes in fair value of such liability are recognised in the statement of profit or loss. The Group has not designated any financial liability as at fair value through profit and loss.

#### *Financial liabilities at amortised cost*

This is the category most relevant to the Group. After initial recognition, interest-bearing loans and borrowings are subsequently measured at amortised cost using the

# Notes to consolidated financial statements

## for the year ended March 31, 2021

EIR method. Gains and losses are recognised in profit or loss when the liabilities are derecognised as well as through the EIR amortisation process.

Amortised cost is calculated by taking into account any discount or premium on acquisition and fees or costs that are an integral part of the EIR. The EIR amortisation is included as finance costs in the statement of profit and loss.

This category generally applies to borrowings. For more information refer Note 19.

### *Financial guarantee contracts*

Financial guarantee contracts issued by the Group are those contracts that require a payment to be made to reimburse the holder for a loss it incurs because the specified debtor fails to make a payment when due in accordance with the terms of a debt instrument. Financial guarantee contracts are recognised initially as a liability at fair value, adjusted for transaction costs that are directly attributable to the issuance of the guarantee. Subsequently, the liability is measured at the higher of the amount of loss allowance determined as per impairment requirements of Ind AS 109 and the amount recognised less cumulative amortisation.

If a financial guarantee is an integral element of a debt instrument held by the entity, it should not be accounted for separately.

### *Derecognition*

A financial liability is derecognised when the obligation under the liability is discharged or cancelled or expires. When an existing financial liability is replaced by another from the same lender on substantially different terms, or the terms of an existing liability are substantially modified, such an exchange or modification is treated as the derecognition of the original liability and the recognition of a new liability. The difference in the respective carrying amounts is recognised in the statement of profit or loss.

### *Offsetting of financial instruments*

Financial assets and financial liabilities are offset and the net amount is reported in the consolidated balance sheet if there is a currently enforceable legal right to offset the recognised amounts and there is an intention to settle on a net basis, to realise the assets and settle the liabilities simultaneously.

## (r) Cash and cash equivalents

Cash and cash equivalent in the balance sheet comprise cash at banks and on hand and short-term deposits with

an original maturity of three months or less, which are subject to an insignificant risk of changes in value.

## (s) Share-based payments

Certain employees (including senior executives) of the Group receive part of their remuneration in the form of share based payment transactions, whereby employees render services in exchange for shares or rights over share (equity-settled transactions).

The cost of equity-settled transactions with employees is determined measured at fair value at the date at which they are granted using an appropriate valuation model. That cost is recognised, together with a corresponding increase in share-based payment (SBP) reserves in equity, over the period in which the service conditions are fulfilled in employee benefits expense. The cumulative expense recognised for equity-settled transactions at each reporting date until the vesting date reflects the extent to which the vesting period has expired and the Group's best estimate of the number of equity instruments that will ultimately vest. The statement of profit and loss expense or credit for a period represents the movement in cumulative expense recognised as at the beginning and end of that period and is recognised in employee benefits expense.

Service and non-market performance conditions are not taken into account when determining the grant date fair value of awards, but the likelihood of the conditions being met is assessed as part of the Group's best estimate of the number of equity instruments that will ultimately vest.

When the terms of an equity-settled award are modified, the minimum expense recognised is the expense had the terms had not been modified, if the original terms of the award are met. An additional expense is recognised for any modification that increases the total fair value of the share-based payment transaction, or is otherwise beneficial to the employee as measured at the date of modification. Where an award is cancelled by the entity or by the counterparty, any remaining element of the fair value of the award is expensed immediately through profit or loss.

## (t) Cash Flow Statement

Cash flows are reported using the indirect method, where by profit before tax is adjusted for the effects of transactions of a non-cash nature, any deferrals or accruals of past or future operating cash receipts or payments and item of income or expenses associated with investing or financing cash flows. The cash flows from operating, investing and financing activities of the Company are segregated.

# Notes to consolidated financial statements

## for the year ended March 31, 2021

### (u) Measurement of EBITDA

The Group has elected to present earnings before interest, tax, depreciation and amortization (EBITDA) as a separate line item on the face of the statement of profit and loss. The Company measures EBITDA on the basis of profit/ (loss) from continuing operations. In its measurement, the Group does not include depreciation and amortization expense, interest income, finance costs, and tax expense.

### (v) Indirect taxes

Sales/ value added taxes/GST paid on acquisition of assets or on incurring expenses.

Expenses and assets are recognised net of the amount of sales/ value added taxes/GST paid, except:

When the tax incurred on a purchase of assets or services is not recoverable from the taxation authority, in which case, the tax paid is recognised as part of the cost of acquisition of the asset or as part of the expense item, as applicable.

When receivables and payables are stated with the amount of tax included.

The net amount of tax recoverable from, or payable to, the taxation authority is included as part of receivables or payables in the balance sheet.

### (w) Earnings Per Share (EPS)

Basic EPS is calculated by dividing the profit for the year attributable to ordinary equity shareholders of the Parent Company by the weighted average number of Equity shares outstanding during the year.

Diluted EPS is calculated by dividing the profit attributable to ordinary equity shareholders of the Parent Company by the weighted average number of Equity shares outstanding during the year plus the weighted average number of Equity shares that would be issued on conversion of all the dilutive potential Equity shares into Equity shares.



# Notes to consolidated financial statements for the year ended March 31, 2021

## 3. Property, plant and equipment

| Particulars   | Tangible Assets  |                              |                                  |                        |                        |                          |                      |                              |   |           | Total<br>(Tangible<br>Assets) |             |
|---|------------------|------------------------------|----------------------------------|------------------------|------------------------|--------------------------|----------------------|------------------------------|---|-----------|-------------------------------|-------------|
|   | Freehold<br>land | Building on<br>freehold land | Building on<br>leasehold<br>Land | Plant and<br>Machinery | Electrical<br>fittings | Electrical<br>equipments | Office<br>equipments | Furniture<br>and<br>Fixtures | Crockery,<br>cutlery<br>and soft<br>furnishings | Computers |                               | Vehicles    |
| Gross Carrying amount                                     |                  |                              |                                  |                        |                        |                          |                      |                              |   |           |                               |             |
| As at April 1, 2019                                       | 43,138.37        | 72,907.65                    | 27,832.38                        | 17,261.44              | 4,280.06               | 2,707.76                 | 379.73               | 7,244.39                     | 2,006.25  | 434.71    | 985.09                        | 1,79,177.83 |
| Additions   | 788.70           | 53,320.07                    | 68.16                            | 6,053.04               | 1,050.39               | 344.01                   | 73.17                | 2,623.59                     | 1,853.44  | 255.75    | 499.66                        | 66,929.98   |
| Additions on inclusion of new subsidiary (refer note 44)  | 7,677.99         | 35,368.71                    | 60.18                            | 3,509.33               | 214.58                 | 123.70                   | -                    | 529.23                       | -   | 23.03     | -                             | 47,506.75   |
| Disposals   | 1,118.85         | -                            | -                                | 0.27                   | -                      | -                        | -                    | -                            | -   | -         | 76.36                         | 1,195.48    |
| As at March 31, 2020                                      | 50,486.21        | 1,61,596.43                  | 27,960.72                        | 26,823.54              | 5,545.03               | 3,175.47                 | 452.90               | 10,397.21                    | 3,859.69  | 713.49    | 1,408.39                      | 2,92,419.08 |
| Additions   | -                | 523.34                       | 2.97                             | 128.60                 | 8.98                   | 42.50                    | 0.22                 | 88.96                        | 6.04  | 3.12      | 68.02                         | 872.75      |
| Additions on inclusion of new subsidiary (refer note 47)  | -                | -                            | 26.36                            | -                      | -                      | -                        | 3.06                 | 8.64                         | -   | 9.42      | -                             | 47.48       |
| Disposals   | 360.12           | 230.84                       | -                                | -                      | -                      | -                        | -                    | -                            | -   | -         | 35.77                         | 626.73      |
| As at March 31, 2021                                      | 50,126.09        | 1,61,888.93                  | 27,990.05                        | 26,952.14              | 5,554.01               | 3,217.97                 | 456.18               | 10,494.81                    | 3,865.73  | 726.03    | 1,440.64                      | 2,92,712.58 |
| Depreciation  |                  |                              |                                  |                        |                        |                          |                      |                              |   |           |                               |             |
| As at April 1, 2019                                       | -                | 3,633.56                     | 2,210.18                         | 4,852.17               | 2,495.30               | 1,401.12                 | 163.35               | 3,798.10                     | 1,101.08  | 283.38    | 297.02                        | 20,235.26   |
| Charge for the year                                       | -                | 1,950.04                     | 456.29                           | 1,858.13               | 510.16                 | 326.56                   | 36.02                | 932.19                       | 710.63  | 112.76    | 168.13                        | 7,060.91    |
| Disposals   | -                | -                            | -                                | -                      | -                      | -                        | -                    | -                            | -   | -         | 57.23                         | 57.23       |
| As at March 31, 2020                                      | -                | 5,583.60                     | 2,666.47                         | 6,710.30               | 3,005.46               | 1,727.68                 | 199.37               | 4,730.29                     | 1,811.71  | 396.14    | 407.92                        | 27,238.94   |
| Charge for the year                                       | -                | 2,715.02                     | 459.11                           | 2,478.44               | 340.67                 | 209.08                   | 31.88                | 939.81                       | 900.05  | 127.66    | 182.66                        | 8,384.38    |
| On account of inclusion of new subsidiary (refer note 47) | -                | -                            | 26.37                            | -                      | -                      | -                        | 0.94                 | 1.48                         | -   | 5.45      | -                             | 34.24       |
| Disposals   | -                | 13.14                        | -                                | -                      | -                      | -                        | -                    | -                            | -   | -         | 11.75                         | 24.89       |
| As at March 31, 2021                                      | -                | 8,285.48                     | 3,151.95                         | 9,188.74               | 3,346.13               | 1,936.76                 | 232.19               | 5,671.58                     | 2,711.76  | 529.25    | 578.83                        | 35,632.67   |
| Net Block   |                  |                              |                                  |                        |                        |                          |                      |                              |   |           |                               |             |
| As at March 31, 2021                                      | 50,126.09        | 1,53,603.44                  | 24,838.10                        | 17,763.40              | 2,207.88               | 1,281.21                 | 223.99               | 4,823.23                     | 1,153.97  | 196.78    | 861.81                        | 2,57,079.91 |
| As at March 31, 2020                                      | 50,486.21        | 1,56,012.83                  | 25,294.26                        | 20,113.24              | 2,539.56               | 1,447.79                 | 253.53               | 5,666.91                     | 2,047.98  | 317.36    | 1,000.47                      | 2,65,180.14 |

₹ in Lakhs

| Net book value                | ₹ in Lakhs              |                         |
|-------------------------------|-------------------------|-------------------------|
|                               | As at<br>March 31, 2021 | As at<br>March 31, 2020 |
| Property, plant and equipment | 2,57,079.91             | 2,65,180.14             |

# Notes to consolidated financial statements

## for the year ended March 31, 2021

## Notes

- a). Certain property, plant and equipments are pledged as collateral against borrowings, the details related to which have been described in Note no. 19 on "Borrowings".
4. Capital work-in-progress

| Particulars                              | As at<br>March 31, 2021<br>₹ in lakhs | As at<br>March 31, 2020<br>₹ in lakhs |
|--|---------------------------------------|---------------------------------------|
| <b>Hotel at Shimla</b>                   |                                       |                                       |
| Material                                 | 1,282.10                              | 1,204.31                              |
| Project staff expenses                   | 114.10                                | 102.79                                |
| Salary wages & bonus                     | 53.17                                 | 45.92                                 |
| Professional charges                     | 94.03                                 | 92.61                                 |
| Others                                   | 4.18                                  | 4.16                                  |
|  | <b>1,547.58</b>                       | <b>1,449.79</b>                       |
| <b>Hotel at Udaipur</b>                  |                                       |                                       |
| Material                                 | 475.49                                | 22,362.30                             |
| Professional charges                     | 15.91                                 | 2,063.96                              |
| Borrowing cost                           | -                                     | 2,568.57                              |
| Salary wages & bonus                     | 12.53                                 | 294.09                                |
| Project staff expenses other than salary | 2.47                                  | 251.00                                |
| Travelling                               | -                                     | 86.58                                 |
| Rates and taxes                          | -                                     | 73.63                                 |
| Others                                   | -                                     | 0.26                                  |
| Less: Capitalised during the year        | (506.40)                              | (27,354.16)                           |
|  | <b>-</b>                              | <b>346.23</b>                         |
| <b>Hotel at MIAL Aerocity, Mumbai</b>    |                                       |                                       |
| Material                                 | 8,134.07                              | 5,615.14                              |
| Professional charges                     | 3,672.43                              | 3,542.65                              |
| Lease rent                               | 7,106.32                              | 5,934.79                              |
| Salary wages & bonus                     | 268.25                                | 210.20                                |
| Project staff expenses other than salary | 213.24                                | 157.06                                |
| Travelling                               | 35.01                                 | 34.00                                 |
| Borrowing Cost                           | 137.49                                | 134.04                                |
| Rates and taxes                          | 3,007.98                              | 1,482.17                              |
| Others                                   | 53.22                                 | 47.82                                 |
|  | <b>22,628.01</b>                      | <b>17,157.87</b>                      |
| Capital work in progress at office       | 2.75                                  | 2.75                                  |
| <b>Total</b>                             | <b>24,178.34</b>                      | <b>18,956.64</b>                      |

5. Investment Property

| Particulars                  | Total<br>₹ in lakhs |
|------------------------------|---------------------|
| <b>Gross carrying amount</b> |                     |
| As at April 1, 2019          | 258.89              |
| Additions                    | -                   |
| As at March 31, 2020         | 258.89              |
| Additions                    | -                   |
| As at March 31, 2021         | 258.89              |

# Notes to consolidated financial statements

## for the year ended March 31, 2021

| Particulars          | Total<br>₹ in lakhs |
|----------------------|---------------------|
| <b>Depreciation</b>  |                     |
| As at April 1, 2019  | 17.57               |
| Charge for the year  | 4.39                |
| As at March 31, 2020 | 21.96               |
| Charge for the year  | 4.39                |
| As at March 31, 2021 | 26.35               |
| <b>Net Block</b>     |                     |
| As at March 31, 2021 | 232.54              |
| As at March 31, 2020 | 236.93              |

Information regarding income and expenditure of Investment property:

| Particulars   | March 31, 2021<br>₹ in lakhs | March 31, 2020<br>₹ in lakhs |
|---|------------------------------|------------------------------|
| Rental income derived from investment property  | 17.82                        | 16.85                        |
| Direct operating expenses (including repairs and maintenance) that did not generate rental income | (1.04)                       | (0.97)                       |
| <b>Profit arising from investment properties before depreciation and indirect expenses</b>        | <b>16.78</b>                 | <b>15.88</b>                 |
| Less – Depreciation   | (4.39)                       | (4.39)                       |
| <b>Profit arising from investment properties before indirect expenses</b>                         | <b>12.39</b>                 | <b>11.49</b>                 |

The Group's investment properties consist of a commercial property in India. The management has determined that the investment property consist of one classes of asset – office space – based on the nature, characteristics and risks of the property. The Group has no restrictions on the realisability of its investment properties and no contractual obligations to purchase, construct or develop investment properties.

As at March 31, 2021 and March 31, 2020, the fair values of the property is ₹ 258.89 lakhs and ₹ 258.89 lakhs respectively. These valuations are based on valuations performed by an external independent valuer at the time of acquisition of property. The management has considered these valuations on the basis that there is no material change in the value of property since acquired.

Reconciliation of fair value:

| Particulars                                 | ₹ in lakhs    |
|---|---------------|
| <b>Opening balance as at 1 April 2019</b>   | <b>258.89</b> |
| Fair value difference                       | -             |
| Purchases                                   | -             |
| <b>Closing balance as at March 31, 2020</b> | <b>258.89</b> |
| Fair value difference                       | -             |
| Purchases                                   | -             |
| <b>Closing balance as at March 31, 2021</b> | <b>258.89</b> |

Description of valuation techniques used and key inputs to valuation on investment properties:

| Valuation technique     | Significant unobservable Inputs  |
|-------------------------|--|
| Sales comparable method | Location<br>Size of building<br>Quality of building<br>Visibility of unit<br>Furnished/unfurnished |

# Notes to consolidated financial statements

## for the year ended March 31, 2021

### 6. Intangible Assets

| Particulars  |          |                      |        |          | ₹ in lakhs                                |  |
|--|----------|----------------------|--------|----------|---|--|
|  | Software | Management Contracts | Brand  | Total    | Goodwill on Consolidation (Refer note 48) |  |
| <b>Gross carrying amount</b>                             |          |                      |        |          |   |  |
| As at April 1, 2019                                      | 786.40   | -                    | -      | 786.40   | 676.05                                    |  |
| Additions  | 167.87   | 1,900.00             | 100.00 | 2,167.87 | -   |  |
| Additions on inclusion of new subsidiary (refer note 44) | 1.70     | -                    | -      | 1.70     | 8,832.41                                  |  |
| As at March 31, 2020                                     | 955.97   | 1,900.00             | 100.00 | 2,955.97 | 9,508.46                                  |  |
| Additions  | 19.30    | -                    | -      | 19.30    | -   |  |
| As at March 31, 2021                                     | 975.27   | 1,900.00             | 100.00 | 2,975.27 | 9,508.46                                  |  |
| <b>Amortisation</b>                                      |          |                      |        |          |   |  |
| As at April 1, 2019                                      | 268.93   | -                    | -      | 268.93   | -   |  |
| Amortisation   | 165.77   | 89.79                | -      | 255.56   | -   |  |
| As at March 31, 2020                                     | 434.70   | 89.79                | -      | 524.49   | -   |  |
| Amortisation   | 155.54   | 332.56               | 10     | 498.10   | 0.02                                      |  |
| As at March 31, 2021                                     | 590.24   | 422.35               | 10.00  | 1,022.59 | 0.02                                      |  |
| <b>Net Block</b>   |          |                      |        |          |   |  |
| As at March 31, 2021                                     | 385.03   | 1,477.65             | 90.00  | 1,952.68 | 9,508.44                                  |  |
| As at March 31, 2020                                     | 521.27   | 1,810.21             | 100.00 | 2,431.48 | 9,508.46                                  |  |

| Net book value    | ₹ in lakhs           |                      |
|-------------------|----------------------|----------------------|
|                   | As at March 31, 2021 | As at March 31, 2020 |
| Intangible assets | 1,952.68             | 2,431.48             |

### 7. Right to use asset

| Particulars                   | ₹ in lakhs |  |
|-------------------------------|------------|--|
|                               | Total      |  |
| Balance as at April 01, 2019  | 31,247.44  |  |
| Additions during the year     | 24,880.46  |  |
| Amortisation during the year  | 2,773.15   |  |
| Balance as at March 31, 2020* | 53,354.75  |  |
| Additions during the year     | 95.26      |  |
| Disposals during the year     | 51.09      |  |
| Amortisation during the year  | 2,794.79   |  |
| Balance as at March 31, 2021  | 50,604.13  |  |

\*Includes an amount of ₹ 19,486.17 lakhs reclassified from prepaid rent (earlier classified in other non current assets and other current assets) to Right of use assets, as on April 1, 2020 and corresponding previous year balance has been reclassified accordingly.

| Net book value     | ₹ in lakhs           |                      |
|--------------------|----------------------|----------------------|
|                    | As at March 31, 2021 | As at March 31, 2020 |
| Right to use asset | 50,604.13            | 53,354.75            |

# Notes to consolidated financial statements

## for the year ended March 31, 2021

### 8 Financial assets

| Particulars  | As at<br>March 31, 2021<br>₹ in lakhs | As at<br>March 31, 2020<br>₹ in lakhs |
|--|---------------------------------------|---------------------------------------|
| <b>(i) Investments</b>   |                                       |                                       |
| <b>Unquoted equity shares of associate companies (at cost)</b>   |                                       |                                       |
| 340,000 (March 31, 2020: 340,000) equity shares of Mind Leaders Learning India Private Limited of ₹ 1 each fully paid.                       | 262.40                                | 350.70                                |
| <b>Unquoted compulsory convertible preference shares of associate companies at cost</b>  |                                       |                                       |
| Nil (March 31, 2020: 8,700,000) 0.001% Compulsorily Convertible Preference shares of Hamstede Living Private Limited of ₹10 each fully paid* | -                                     | 408.21                                |
| <b>Quoted investments at fair value through Profit &amp; Loss</b>  |                                       |                                       |
| <b>Mutual funds</b>  |                                       |                                       |
| 5584.704 (March 31, 2020: Nil) Units of Reliance Low Duration Fund - Direct Growth Plan Growth option  | 91.12                                 | -                                     |
| Nil units (March 31, 2020: 138,119) of Aditya Birla Sunlife liquid fund - Direct Plan Growth Plan - Growth option                            | -                                     | 441.37                                |
| <b>Other unquoted investments at fair value through Profit and Loss</b>  |                                       |                                       |
| 6,676 (March 31, 2020: 5,598) equity shares of SEP Energy Private Limited of ₹10 each fully paid.  | 0.67                                  | 0.56                                  |
| 9,126 (March 31, 2020: 9,126) equity shares of School of Hospitality India Private Limited of ₹ 10 each fully paid.                          | 200.04                                | 200.04                                |
|  | <b>554.23</b>                         | <b>1,400.88</b>                       |
| Aggregate book value/market value of quoted investments  | 91.12                                 | 441.37                                |
| Aggregate book value of unquoted investments   | 463.11                                | 959.51                                |
| <b>Current</b>   | <b>91.12</b>                          | <b>441.37</b>                         |
| <b>Non-Current</b>   | <b>463.11</b>                         | <b>959.51</b>                         |
|  | <b>554.23</b>                         | <b>1,400.88</b>                       |

\* The preference share holder had the right to voluntarily convert such CCPS at any-time before the expiry of such period & same is exercised by Lemon Tree Hotels Limited (Parent Company) on March 10, 2021. Further, Parent Company has acquired additional 67.50% stake in Hamstede Living Private Limited ( associate upto March 30, 2021).

| Particulars                                      | As at<br>March 31, 2021<br>₹ in lakhs | As at<br>March 31, 2020<br>₹ in lakhs |
|--|---------------------------------------|---------------------------------------|
| <b>(ii) Loans</b>                                |                                       |                                       |
| <b>Unsecured, considered good</b>                |                                       |                                       |
| Loans to employees at amortised cost             | 87.46                                 | 118.88                                |
|  | <b>87.46</b>                          | <b>118.88</b>                         |
| <b>(iii) Other Non- current financial assets</b> |                                       |                                       |
| <b>Unsecured, considered good</b>                |                                       |                                       |
| Security deposits at amortised cost              | 5,172.38                              | 4,393.36                              |
| Interest accrued on deposits with banks*         | 665.80                                | 694.50                                |
| Fixed deposits under lien**                      | 1,155.43                              | 877.63                                |
|  | <b>6,993.61</b>                       | <b>5,965.49</b>                       |

\* Interest Accrued on Fixed deposits under lien includes deposits lien marked with banks against guarantees issued in favour of various Government departments.

\*\* Fixed deposits under lien includes deposits lien marked with banks against guarantees issued in favour of various Government departments.

# Notes to consolidated financial statements

## for the year ended March 31, 2021

### 9.1 Deferred tax liability (net)

| Particulars  | As at<br>March 31, 2021<br>₹ in lakhs | As at<br>March 31, 2020<br>₹ in lakhs |
|--|---------------------------------------|---------------------------------------|
| Property, plant and equipments and intangible assets   | 15,385.02                             | 11,257.17                             |
| Fair value of investments  | -                                     | 0.40                                  |
| Revaluation of land  | 6,684.88                              | 2,444.90                              |
| <b>Deferred tax liability</b>  | <b>22,069.90</b>                      | <b>13,702.47</b>                      |
| Impact of expenditure charged to the statement of profit and loss in the current/ earlier period but allowable for tax purposes on payment basis | 212.65                                | 330.04                                |
| Right to use asset/lease liability   | 2,488.34                              | 1,707.63                              |
| Provision for doubtful debts and advances  | 92.67                                 | 64.14                                 |
| Provision for bonus  | 8.76                                  | -                                     |
| Effect of unabsorbed depreciation and business loss  | 16,330.70                             | 7,160.88                              |
| Provision for gratuity   | 94.81                                 | 63.57                                 |
| Provision for leave compensation   | 62.63                                 | 48.89                                 |
| Loyalty program  | 4.99                                  | 4.60                                  |
| Provision for litigation   | 18.82                                 | 16.19                                 |
| Provision for slow moving inventory  | 10.33                                 | 10.33                                 |
| Interest on Loan u/s 43B   | 1,658.60                              | -                                     |
| Security deposits  | 215.55                                | 205.67                                |
| Provision for contingency  | 25.94                                 | 22.29                                 |
| Loan to employee recorded at amortized cost  | 13.62                                 | 9.63                                  |
| Borrowings   | 29.91                                 | 15.46                                 |
| Provision for expected credit losses   | 55.18                                 | 55.26                                 |
| DTL on split accounting done for preference shares   | 3.84                                  | 1.90                                  |
| MAT credit entitlement receivable  | 4,409.48                              | 4,424.46                              |
| <b>Deferred tax asset</b>  | <b>25,736.82</b>                      | <b>14,140.94</b>                      |
| <b>Deferred tax (asset)/liability (net)</b>  | <b>(3,666.92)</b>                     | <b>(438.47)</b>                       |

Reconciliation of tax expense and the accounting profit multiplied by India's domestic tax rate for year ended March 31, 2021 and March 31, 2020:

| Particulars  | As at<br>March 31, 2021<br>₹ in lakhs | As at<br>March 31, 2020<br>₹ in lakhs |
|--|---------------------------------------|---------------------------------------|
| Profit/(loss) before tax                               | (21,874.42)                           | (217.69)                              |
| Tax rate   | 29.12%                                | 29.12%                                |
| Tax at statutory income tax rate                       | (6,052.80)                            | (834.42)                              |
| Effect of incomes taxable at nil/lower/MAT rate        | 86.57                                 | (49.77)                               |
| Effect of non-deductible expenses                      | 182.12                                | 4.46                                  |
| Income tax charge/ (credit) in respect of earlier year | (914.11)                              | 46.95                                 |
| Impact of change in tax rate                           | (204.59)                              | (240.43)                              |
| Unrecognized tax assets (net) and other adjustments    | 3,601.98                              | 2,154.78                              |
| Other adjustments                                      | 80.58                                 | 6.20                                  |
| <b>Net</b>   | <b>(3,220.25)</b>                     | <b>1,087.77</b>                       |

# Notes to consolidated financial statements

for the year ended March 31, 2021

## 9.2 Non-current tax assets (net)

| Particulars  | As at<br>March 31, 2021<br>₹ in lakhs | As at<br>March 31, 2020<br>₹ in lakhs |
|--|---------------------------------------|---------------------------------------|
| Advance Income Tax (net of provision for taxation) | 2,300.16                              | 3,265.19                              |
|  | <b>2,300.16</b>                       | <b>3,265.19</b>                       |

## 10 Other non-current assets

| Particulars  | As at<br>March 31, 2021<br>₹ in lakhs | As at<br>March 31, 2020<br>₹ in lakhs |
|--|---------------------------------------|---------------------------------------|
| <b>Unsecured, considered good</b>                  |                                       |                                       |
| Capital advances                                   | 374.02                                | 189.57                                |
| Balance with statutory/ government authorities     | 231.34                                | 215.72                                |
| Prepaid expenses                                   | 119.90                                | 168.67                                |
| Unamortized portion of security deposits and loans | 666.76                                | 556.04                                |
| <b>Total</b>                                       | <b>1,392.02</b>                       | <b>1,130.00</b>                       |

## 11 Inventories

(Valued at lower of cost or net realisable value)

| Particulars   | As at<br>March 31, 2021<br>₹ in lakhs | As at<br>March 31, 2020<br>₹ in lakhs |
|---|---------------------------------------|---------------------------------------|
| Food and beverages (excluding liquor and wine)          | 120.96                                | 207.77                                |
| Liquor and wine   | 130.32                                | 142.79                                |
| Stores, cutlery, crockery, linen, provisions and others | 471.17                                | 471.20                                |
| <b>Total</b>  | <b>722.45</b>                         | <b>821.76</b>                         |

Refer footnote to Note 19 for inventories pledged.

## 12 Financial assets

| Particulars  | As at<br>March 31, 2021<br>₹ in lakhs | As at<br>March 31, 2020<br>₹ in lakhs |
|--|---------------------------------------|---------------------------------------|
| <b>(i) Trade receivables</b>                                       |                                       |                                       |
| Trade receivables  | 3,081.88                              | 5,027.09                              |
|  | <b>3,081.88</b>                       | <b>5,027.09</b>                       |
| <b>Break-up for security details:</b>                              |                                       |                                       |
| Unsecured, considered good   | 3,081.88                              | 5,027.09                              |
| Unsecured, considered doubtful                                     | 1,644.83                              | 1,548.69                              |
|  | <b>4,726.71</b>                       | <b>6,575.78</b>                       |
| <b>Impairment Allowance (allowance for bad and doubtful debts)</b> |                                       |                                       |
| Unsecured, considered good   | -                                     | -                                     |
| Unsecured, considered doubtful                                     | 1,644.83                              | 1,548.69                              |
|  | <b>1,644.83</b>                       | <b>1,548.69</b>                       |
| <b>Total Trade receivables</b>                                     | <b>3,081.88</b>                       | <b>5,027.09</b>                       |

No trade or other receivable are due from directors or other officers of the company either severally or jointly with any other person. Nor any trade or other receivable are due from firms or private companies respectively in which any director is a partner, a director or a member.

Trade receivables are non-interest bearing and are generally on terms of 30 to 90 days from the date of invoice.

# Notes to consolidated financial statements

## for the year ended March 31, 2021

### 13 Cash and cash equivalents

| Particulars   | As at<br>March 31, 2021<br>₹ in lakhs | As at<br>March 31, 2020<br>₹ in lakhs |
|---|---------------------------------------|---------------------------------------|
| <b>Balance with banks</b>                           |                                       |                                       |
| On current accounts                                 | 2,333.22                              | 3,826.69                              |
| Deposits with original maturity of 3 months or less | 10,359.00                             | 179.98                                |
| Cash on hand  | 53.50                                 | 75.06                                 |
|   | <b>12,745.72</b>                      | <b>4,081.73</b>                       |

### 14 (i) Other Bank Balances

| Particulars                          | As at<br>March 31, 2021<br>₹ in lakhs | As at<br>March 31, 2020<br>₹ in lakhs |
|--------------------------------------|---------------------------------------|---------------------------------------|
| Other bank balances - fixed deposits | 1,368.50                              | -                                     |
|                                      | <b>1,368.50</b>                       | <b>-</b>                              |

### 14 (ii) Other current financial assets

| Particulars                        | As at<br>March 31, 2021<br>₹ in lakhs | As at<br>March 31, 2020<br>₹ in lakhs |
|------------------------------------|---------------------------------------|---------------------------------------|
| Other Bank Balances                | -                                     | 389.14                                |
| Security deposits                  | 274.64                                | 45.77                                 |
| Interest accrued on fixed deposits | 140.38                                | 389.14                                |
|                                    | <b>415.02</b>                         | <b>434.91</b>                         |

### 15 Other current assets

| Particulars                                    | As at<br>March 31, 2021<br>₹ in lakhs | As at<br>March 31, 2020<br>₹ in lakhs |
|--|---------------------------------------|---------------------------------------|
| <b>Advances recoverable</b>                    |                                       |                                       |
| - Employee advance                             | 2.07                                  | 2.24                                  |
| - Others, considered good                      | 1,952.02                              | 1,255.18                              |
| - Others, considered doubtful                  | -                                     | 8.75                                  |
|  | <b>1,954.09</b>                       | <b>1,266.17</b>                       |
| Provision for doubtful advances                | -                                     | 8.75                                  |
|  | <b>1,954.09</b>                       | <b>1,257.42</b>                       |
| Unbilled revenue                               | 94.78                                 | 17.46                                 |
| Balance with statutory/ government authorities | 1,765.40                              | 1,911.20                              |
| Interest accrued but not due                   | -                                     | 3.25                                  |
| Prepaid expenses                               | 784.21                                | 733.18                                |
| <b>Total</b>                                   | <b>4,598.48</b>                       | <b>3,922.51</b>                       |

### 16 Share capital

| Authorised Share Capital            | Equity shares         |                    |
|-------------------------------------|-----------------------|--------------------|
|                                     | No. of shares         | ₹ in lakhs         |
| As at April 1, 2019                 | 1,00,14,40,000        | 1,00,144.00        |
| Increase/(decrease) during the year | -                     | -                  |
| As at March 31, 2020                | 1,00,14,40,000        | 1,00,144.00        |
| Increase/(decrease) during the year | -                     | -                  |
| As at March 31, 2021                | <b>1,00,14,40,000</b> | <b>1,00,144.00</b> |



# Notes to consolidated financial statements

## for the year ended March 31, 2021

| Authorised Share Capital            | 5% Redeemable Cumulative Preference Shares |               |
|-------------------------------------|--|---------------|
|                                     | No. of shares                              | ₹ in lakhs    |
| As at April 1, 2019                 | 1,45,000                                   | 145.00        |
| Increase/(decrease) during the year | -  | -             |
| As at March 31, 2020                | 1,45,000                                   | 145.00        |
| Increase/(decrease) during the year | -  | -             |
| <b>As at March 31, 2021</b>         | <b>1,45,000</b>                            | <b>145.00</b> |

### Terms/rights attached to equity shares

The company has only one class of equity shares having par value of ₹ 10 per share. Each holder of equity shares is entitled to one vote per share. In the event of liquidation of the company, the holders of equity shares will be entitled to receive remaining assets of the company, after distribution of all preferential amounts. The distribution will be in proportion to the number of equity shares held by the shareholders.

### Issued equity capital

| Equity shares of INR 10 each issued, subscribed and fully paid | No. of shares       | ₹ in lakhs       |
|--|---------------------|------------------|
| As at April 1, 2019*   | 78,92,95,571        | 78,929.55        |
| Change in shares held by ESOP trust                            | 10,18,902           | 101.89           |
| As at March 31, 2020*  | 79,03,14,473        | 79,031.44        |
| Issued during the year   | -                   | -                |
| Change in shares held by ESOP trust                            | 1,07,000            | 10.70            |
| <b>As at March 31, 2021*</b>                                   | <b>79,04,21,473</b> | <b>79,042.14</b> |

\* excluding 1,824,991 equity shares ( March 31, 2020: 1,931,991 shares) held by ESOP trust which has been consolidated in accordance with the requirement of IndAS 102. The movement is explained below :-

|                                     | Share capital       |                  | Shares held by ESOP trust |               | Share capital (net) |                  |
|-------------------------------------|---------------------|------------------|---------------------------|---------------|---------------------|------------------|
|                                     | No. of shares       | ₹ in lakhs       | No. of shares             | ₹ in lakhs    | No. of shares       | ₹ in lakhs       |
| As at April 1, 2019                 | 79,22,46,464        | 79,224.64        | 29,50,893                 | 295.09        | 78,92,95,571        | 78,929.55        |
| Change in shares held by ESOP trust | -                   | -                | (10,18,902)               | (101.89)      | 10,18,902           | 101.89           |
| As at March 31, 2020                | 79,22,46,464        | 79,224.64        | 19,31,991                 | 193.20        | 79,03,14,473        | 79,031.44        |
| Change in shares held by ESOP trust | -                   | -                | (1,07,000)                | (10.70)       | 1,07,000            | 10.70            |
| <b>As at March 31, 2021</b>         | <b>79,22,46,464</b> | <b>79,224.64</b> | <b>18,24,991</b>          | <b>182.50</b> | <b>79,04,21,473</b> | <b>79,042.14</b> |

### Details of shareholders holding more than 5% shares in the Company

| Particulars                               | As at March 31, 2021 |        | As at March 31, 2020 |        |
|---|----------------------|--------|----------------------|--------|
|   | No. of shares        | % held | No. of shares        | % held |
| Equity shares of ₹ 10 each fully paid up  |                      |        |                      |        |
| Spank Management Services Private Limited | 20,77,10,759         | 24.51% | 20,77,10,759         | 26.22% |
| APG Strategic Real Estate Pool N.V.       | 11,87,30,914         | 14.99% | 11,87,30,914         | 14.99% |
| SBI Large and Midcap Fund                 | 6,74,82,790          | 8.42%  | 6,74,82,790          | 8.52%  |
| WF Asian Reconnaissance Fund Limited      | 5,53,83,349          | 6.99%  | -                    | -      |

# Notes to consolidated financial statements

## for the year ended March 31, 2021

### Shares reserved for issue under options

For details of shares reserved for issue under the employee stock option (ESOP) plan of the company, please refer note 37

Aggregate number of bonus share issued, share issued for consideration other than cash and shares bought back during the period of five years immediately preceding the reporting date

|  | As at<br>March 31, 2021 | As at<br>March 31, 2020 |
|--|-------------------------|-------------------------|
|  | No. of shares           | No. of shares           |
| Equity shares allotted as fully paid bonus shares by capitalization of securities premium and capital redemption reserve | -                       | 64,61,25,652            |

In addition, the Company has issued total 11,024,053 shares (March 31, 2020 : 11,443,592) during the period of five years immediately preceding the reporting date on exercise of options granted under the employee stock option plan (ESOP) wherein part consideration was received in form of employee services.

### 17 Other equity

|  |                   |
|--|-------------------|
| <b>Securities Premium</b>  | <b>₹ in lakhs</b> |
| As at April 1, 2019  | 10,277.34         |
| Change in shares held by ESOP trust  | 117.17            |
| As at March 31, 2020   | 10,394.51         |
| Add: premium on issue of shares  | 12.31             |
| As at March 31, 2021   | 10,406.82         |
| <b>Retained Earnings</b>   | <b>₹ in lakhs</b> |
| As at April 1, 2019  | (11,043.33)       |
| Profit for the year  | (949.18)          |
| Retrospective impact adjustment of Ind AS 116  | (4,826.39)        |
| As at March 31, 2020   | (16,818.90)       |
| Other adjustments  | -                 |
| Loss for the year  | (12,718.58)       |
| As at March 31, 2021   | (29,537.48)       |
| <b>Capital Reserve</b>   | <b>₹ in lakhs</b> |
| As at April 1, 2019  | 6,258.59          |
| Add: Gain on disposal of subsidiary (refer Note 44)  | 353.29            |
| Add: Adjustment in respect of change in ownership interest of subsidiary (refer note 47(c))        | 16,589.00         |
| As at March 31, 2020   | 23,200.88         |
| Add: Adjustment in respect of change in ownership interest of subsidiary/associate (refer note 47) | 5,565.24          |
| As at March 31, 2021   | 28,766.12         |
| <b>General Reserve</b>   | <b>₹ in lakhs</b> |
| As at April 1, 2019  | 3,035.24          |
| Increase/(decrease) during the year  | -                 |
| As at March 31, 2020   | 3,035.24          |
| Increase/(decrease) during the year  | -                 |
| As at March 31, 2021   | 3,035.24          |
| <b>Capital redemption reserve</b>  | <b>₹ in lakhs</b> |
| As at April 1, 2019  | 45.00             |
| Increase/(decrease) during the year  | -                 |
| As at March 31, 2020   | 45.00             |
| Increase/(decrease) during the year  | -                 |
| As at March 31, 2021   | 45.00             |

# Notes to consolidated financial statements

## for the year ended March 31, 2021

| Other Reserves             | As at<br>March 31, 2021<br>₹ in lakhs | As at<br>March 31, 2020<br>₹ in lakhs |
|----------------------------|---------------------------------------|---------------------------------------|
| Securities Premium         | 10,406.82                             | 10,394.51                             |
| Retained Earnings          | (29,537.48)                           | (16,818.90)                           |
| Capital Reserve            | 28,766.12                             | 23,200.88                             |
| General Reserve            | 3,035.24                              | 3,035.24                              |
| Capital redemption reserve | 45.00                                 | 45.00                                 |
|                            | <b>12,715.70</b>                      | <b>19,856.73</b>                      |

### Notes:

**Capital reserve:** Capital reserve represents reserve on consolidation of subsidiary.

**General reserve:** Under the erstwhile Companies Act 1956, general reserve was created through an annual transfer of net income at a specified percentage in accordance with applicable regulations. The purpose of these transfers was to ensure that if a dividend distribution in a given year is more than 10% of the paidup capital of the Company for that year, then the total dividend distribution is less than the total distributable results for that year. Consequent to introduction of Companies Act 2013, the requirement to mandatorily transfer a specified percentage of the net profit to general reserve has been withdrawn.

**Share-based payments:** The Group has one share option scheme under which options to subscribe for the Group's shares have been granted to certain executives and senior employees. The share-based payment reserve is used to recognise the value of equity-settled share-based payments provided to employees, including key management personnel, as part of their remuneration. Refer to Note 37 for further details of the plan.

**Capital redemption reserve:** The Companies Act provides that companies redeeming its preference shares at face value or nominal value is required to transfer an amount into capital redemption reserve. This reserve can be used to issue fully paid-up bonus shares to the shareholders of the Company.

**Securities premium:** Securities premium comprises premium received on issue of shares

**Retained earnings:** Retained earnings comprise balances of profit and loss at each year end.

### 18 Non-controlling interests

|  | As at<br>March 31, 2021<br>₹ in lakhs | As at<br>March 31, 2020<br>₹ in lakhs |
|--|---------------------------------------|---------------------------------------|
| Non-controlling interests  | 61,738.99                             | 72,176.94                             |
| Less: Adjustment in respect of change in ownership interest of subsidiary (refer note 47(c)) | -                                     | (16,589.00)                           |
| <b>Total Non-controlling interests</b>   | <b>61,738.99</b>                      | <b>55,587.94</b>                      |

### 19 Borrowings

| Particulars  | As at<br>March 31, 2021<br>₹ in lakhs | As at<br>March 31, 2020<br>₹ in lakhs |
|--|---------------------------------------|---------------------------------------|
| <b>Non-current borrowings</b>                                    |                                       |                                       |
| <b>Term Loans</b>  |                                       |                                       |
| <b>Loans from Banks (Secured)</b>                                |                                       |                                       |
| Kotak Mahindra Bank Limited (Refer footnote 1 to 8 below)        | 11,281.65                             | 10,332.40                             |
| Indusind Bank Limited (Refer footnote 11, 12 & 15 below)         | 5,059.31                              | 4,900.31                              |
| Yes Bank Limited (Refer footnote 9, 10, 13, 18 & 32 to 35 below) | 46,983.60                             | 49,105.76                             |
| HDFC Bank Limited (Refer footnote 24 to 31 below)                | 31,285.40                             | 27,530.10                             |
| Vehicle loans (Refer footnote 19 below)                          | 409.65                                | 557.88                                |
| Axis Bank Limited (Refer footnote 14, 37, 38, 40 & 41 below)     | 35,267.71                             | 32,993.79                             |

# Notes to consolidated financial statements

## for the year ended March 31, 2021

| Particulars   | As at<br>March 31, 2021<br>₹ in lakhs | As at<br>March 31, 2020<br>₹ in lakhs |
|---|---------------------------------------|---------------------------------------|
| <b>Loans from financial institutions (Secured)</b>                    |                                       |                                       |
| Tourism Finance Corporation of India Limited (Refer note 36 below)    | 406.55                                | 720.00                                |
| Aditya Birla Finance Limited (Refer footnote 16, 17 & 20 to 23 below) | 20,657.28                             | 18,949.27                             |
| <b>Total non-current borrowings</b>                                   | <b>1,51,351.15</b>                    | <b>1,45,089.51</b>                    |
| <b>Current borrowings</b>   |                                       |                                       |
| <b>Term Loans</b>   |                                       |                                       |
| <b>Current maturity of long term loans from banks</b>                 |                                       |                                       |
| Kotak Mahindra Bank Limited (Refer footnote 1 to 8 below)             | 1,222.81                              | 900.57                                |
| Indusind Bank Limited (Refer footnote 11, 12 & 15 below)              | 75.00                                 | 50.00                                 |
| Yes Bank Limited (Refer footnote 9, 10, 13, 18 & 32 to 35 below)      | 3,710.26                              | 256.25                                |
| HDFC Bank Limited (Refer footnote 24 to 31 below)                     | 3,465.72                              | 1,505.88                              |
| Vehicle loans (Refer footnote 19 below)                               | 199.54                                | 119.15                                |
| Axis Bank Limited (Refer footnote 14, 37, 38, 40 & 41 below)          | 2,306.15                              | 1,096.87                              |
| <b>Current maturity of loans from financial institutions</b>          |                                       |                                       |
| Tourism Finance Corporation of India Limited (Refer note 36 below)    | 240.00                                | -                                     |
| Aditya Birla Finance Limited (Refer footnote 16, 17 & 20 to 23 below) | -                                     | 498.95                                |
| <b>Total current maturity of loans</b>                                | <b>11,219.48</b>                      | <b>4,427.67</b>                       |
| Less: Amount clubbed under "other current financial liabilities"      | (11,219.48)                           | (4,427.67)                            |
| <b>Net current borrowings</b>   | <b>-</b>                              | <b>-</b>                              |
|   | <b>1,62,570.63</b>                    | <b>1,49,517.18</b>                    |

- (i) The Group has not defaulted in the repayment of loans and interest as at Balance Sheet date.
- (ii) In terms of Loan Agreement with lenders group were to comply with certain covenants which were linked to the operational performance e.g , Net Debt to earnings before interest, tax, depreciation and amortization (EBITDA) and debt service coverage ratio (DSCR) etc. During financial year COVID-19 had impacted the operations of Group which resulted in lower EBITDA and negative profit before tax and as a consequence those covenants could not be met. The Group has taken waiver of these covenants from all its lenders. The Group has complied with all other financial covenants namely debt-to-equity ratio and fixed asset coverage ratio (FACR) etc.

# Notes to consolidated financial statements

for the year ended March 31, 2021

| Footnotes to Note 19 "Borrowings" |                             | ₹ in lakhs        |  |  |   |   |
|-----------------------------------|-----------------------------|-------------------|--|--|---|---|
| Note                              | Lender                      | Amount Sanctioned | Carrying rate of Interest as at March 31, 2021 | Carrying rate of Interest as at March 31, 2020 | Repayment/ Modification of terms  | Security/ Principal terms and conditions  |
| 1                                 | Kotak Mahindra Bank Limited | 1,633.00          | 7.95%  | 8.95%  | The loan is repayable in 60 quarterly installments.<br>The loan is repayable in 60 monthly installments. Repaid during the year | The Term Loan is secured by way of:<br>a) Exclusive charge on all existing and future current assets of the borrower's hotels located at Gurgaon (city centre new), Aurangabad, Indore, and Sector-29, Gurgaon.<br>b) Subservient charge over all existing and future current assets of the Company except current assets of the company's hotels located at Gurgaon (city centre new), Aurangabad, Indore, and Sector-29, Gurgaon on which bank has exclusive charge.<br>c) Equitable Mortgage by way of exclusive charge on the plot of Land at Sector-29, Gurgaon owned by the borrower. Also, exclusive charge over Moveable Fixed assets of the Hotel Property at Sector-29, Gurgaon.  |
| 2                                 | Kotak Mahindra Bank Limited | 431.00            | 8.20%  | 8.95%  |   |   |
| 3                                 | Kotak Mahindra Bank Limited | 5,200.00          | 7.85%  | 8.85%  | The loan is repayable in 28 quarterly installments.   | The Term Loan is secured by way of:<br>a) Exclusive charge on all existing and future current assets of the borrower's commercial space at Sector-60, Gurgaon.<br>b) Minimum asset cover of 1.25x to be maintained throughout the tenor of bank's loan as per valuation accepted by bank.<br>c) Subservient charge over all existing and future current assets of the borrower except current assets of the borrower's commercial space at Sector-60, Gurgaon on which bank has exclusive charge.<br>d) Equitable Mortgage by way of exclusive charge on the proportionate share of land and building of commercial space of the borrower at Sector-60, Gurgaon.<br>e) Exclusive charge over Moveable Fixed assets of commercial space at Sector-60, Gurgaon. |

# Notes to consolidated financial statements

## for the year ended March 31, 2021

| Note | Lender                      | Amount Sanctioned | Carrying rate of Interest as at March 31, 2021 | Carrying rate of Interest as at March 31, 2020 | Repayment/ Modification of terms  | Security/ Principal terms and conditions  |
|------|-----------------------------|-------------------|--|--|---|---|
| 4    | Kotak Mahindra Bank Limited | 809.00            | 7.80%  | -  | <p>Loan shall be repaid by way of 48 monthly installments after moratorium period of 12 months from the date of first disbursement.</p>     | <p>It is secured by second charge on security as under:</p> <p>(a) First and exclusive charge on all existing and future Current Assets of the Borrower.</p> <p>(b) First and exclusive charge on all existing and future Moveable Fixed Assets of the Borrower..</p> <p>(c) First and exclusive Equitable mortgage charge on immovable properties being land and building situated at 54B/55A, Hosur Main Road, Electronic City, Phase 1, Bangalore, Karnataka belonging to the Borrower.</p> <p>(d) Credit Guarantee by National Credit Guarantee Trust Company Limited.</p>  |
| 5    | Kotak Mahindra Bank Limited | 3,730.00          | 8.93%  | 8.93%  | <p>Loan shall be repaid by way of 120 equal monthly installments starting from month following the month of first disbursement of loan.</p> | <p>The loan is secured by:</p> <p>- First and exclusive charge on all existing and future current assets and moveable fixed assets of the company</p> <p>- First and exclusive equitable charge on immovable properties being land and building situated at 54B/55A Hosur Main road Electronic city Phase 1 Bangalore Karnataka</p>   |
| 6    | Kotak Mahindra Bank Limited | 2,300.00          | 8.85%  | 8.85%  |   |   |
| 7    | Kotak Mahindra Bank Limited | 6,000.00          | 7.85%  | 8.85%  | <p>The loan is repayable in 48 quarterly installments starting from 39<sup>th</sup> month following the month of first disbursement.</p>    | <p>The loan is secured by:</p> <p>- Corporate guarantee of Fleur Hotels Pvt Ltd.</p> <p>- First and exclusive charge on all existing and future current assets, movable and immovable fixed assets of the hotel - Red Fox Sector - 60, Gurgaon.</p> <p>- Subservient charge on all existing and future current assets of the Borrower except current assets of the hotel Red Fox Sector - 60, Gurgaon.</p> <p>- Equitable Mortgage by way of exclusive charge on the land and building of Red Fox Hotel Sector-60, Gurgaon.</p> <p>- Minimum asset cover 1.2x to be maintained throughout the tenor of bank loan as per valuation accepted by bank.</p> |

# Notes to consolidated financial statements

## for the year ended March 31, 2021

| Note | Lender                      | Amount Sanctioned | Carrying rate of Interest as at March 31, 2021 | Carrying rate of Interest as at March 31, 2020 | Repayment/ Modification of terms   | Security/ Principal terms and conditions   |
|------|-----------------------------|-------------------|--|--|--|--|
| 8    | Kotak Mahindra Bank Limited | 810.00            | 7.85%  | -  | <p>The loan is repayable in 48 equal monthly installments commencing from the next month after completion of moratorium of 12 months.</p> <p>(a) Exclusive hypothecation charge on all existing and future current assets of the Borrower's hotels located at Gurgaon (City Center New), Aurangabad, Indore and Sector 29, Gurgaon.</p> <p>(b) Equitable mortgage by way of exclusive charge on immovable properties being land and building plot situated at Plot No. 287 – 289, Sector 29, Gurgaon owned by Winsome Entertainment and Tourism Private Limited which has since been merged with the borrower. Appropriate merger documents and other related documents to be submitted to the satisfaction of the bank.</p> <p>(c) Exclusive hypothecation Charge over on all existing and future Moveable Fixed Assets of Hotel property Plot No. 287 – 289, Sector 29, Gurgaon.</p> <p>(d) Subservient hypothecation charge over all existing and future current assets of the Borrower except current assets of the Borrower's hotels located at Sector 29, Gurgaon, Gurgaon (City Center New), Aurangabad and Indore on which the Bank has exclusive charge</p> <p>(e) Exclusive hypothecation charge on all existing and future current assets of the Borrower's Part portion of ground floor and entire third floor of Block-A, commercial space at Sector 60, Gurgaon.</p> <p>(f) Equitable mortgage by way of exclusive charge on the land and building of commercial space of the borrower at Part portion of ground floor and entire third floor of Block-A, Sector 60, Gurgaon. Minimum asset cover of 1.25x to be maintained throughout the tenor of bank's loan on immovable property as per valuation accepted by the bank.</p> <p>(g) Exclusive hypothecation charge over Moveable Fixed Assets of commercial space at Sector 60, Gurgaon..</p> <p>(h) Subservient hypothecation charge over all existing and future current assets of the Borrower except current assets of the Borrower's commercial space at Sector 60, Gurgaon on which the Bank has exclusive charge.</p> <p>(i) Credit Guarantee by National Credit Guarantee Trust Company Limited.</p> | <p>it is secured by second charge as under:</p> <p>(a) Exclusive hypothecation charge on all existing and future current assets of the Borrower's hotels located at Gurgaon (City Center New), Aurangabad, Indore and Sector 29, Gurgaon.</p> <p>(b) Equitable mortgage by way of exclusive charge on immovable properties being land and building plot situated at Plot No. 287 – 289, Sector 29, Gurgaon owned by Winsome Entertainment and Tourism Private Limited which has since been merged with the borrower. Appropriate merger documents and other related documents to be submitted to the satisfaction of the bank.</p> <p>(c) Exclusive hypothecation Charge over on all existing and future Moveable Fixed Assets of Hotel property Plot No. 287 – 289, Sector 29, Gurgaon.</p> <p>(d) Subservient hypothecation charge over all existing and future current assets of the Borrower except current assets of the Borrower's hotels located at Sector 29, Gurgaon, Gurgaon (City Center New), Aurangabad and Indore on which the Bank has exclusive charge</p> <p>(e) Exclusive hypothecation charge on all existing and future current assets of the Borrower's Part portion of ground floor and entire third floor of Block-A, commercial space at Sector 60, Gurgaon.</p> <p>(f) Equitable mortgage by way of exclusive charge on the land and building of commercial space of the borrower at Part portion of ground floor and entire third floor of Block-A, Sector 60, Gurgaon. Minimum asset cover of 1.25x to be maintained throughout the tenor of bank's loan on immovable property as per valuation accepted by the bank.</p> <p>(g) Exclusive hypothecation charge over Moveable Fixed Assets of commercial space at Sector 60, Gurgaon..</p> <p>(h) Subservient hypothecation charge over all existing and future current assets of the Borrower except current assets of the Borrower's commercial space at Sector 60, Gurgaon on which the Bank has exclusive charge.</p> <p>(i) Credit Guarantee by National Credit Guarantee Trust Company Limited.</p> |

# Notes to consolidated financial statements

for the year ended March 31, 2021

| Note | Lender           | Amount Sanctioned | Carrying rate of Interest as at March 31, 2021 | Carrying rate of Interest as at March 31, 2020 | Repayment/ Modification of terms  | Security/ Principal terms and conditions  |
|------|------------------|-------------------|--|--|---|---|
| 9    | Yes Bank Limited | 6,000.00          | 8.10%  | 9.50%  | The loan is repayable 44 structured quarterly installment after a moratorium period of 36 months from the date of first disbursement. | <p>It is secured by :</p> <p>a) Exclusive charge on all immovable fixed assets, moveable fixed assets and current assets of Lemon tree Sector 60 Gurgaon, and covention centre within Hotel premises of 20,000 sq.ft (approx.).</p> <p>b) Escrow of all receivables of the project including security deposits.</p> <p>c) Corporate guarantee of Lemon Tree Hotels Limited.</p> <p>d) DSRA equivalent to three months interest and one quarter principal to be created in case of any over dues beyond 30 days in the form of fixed deposits duly lien marked in favour of YBL.</p> <p>e) Minimum security cover of 1.5x on immovable and moveable fixed assets of the project.</p>                                 |
| 10   | Yes Bank Limited | 2,500.00          | 8.10%  | 9.50%  | The loan is repayable 48 structured quarterly installment after a moratorium period of 12 months from the date of first disbursement. | <p>It is secured by:</p> <p>a) First charge on all present and future immovable fixed assets of Red Fox Hotel, Kundli New Delhi.</p> <p>b) First charge on all moveable fixed assets and current assets both present and future of Red Fox Hotel, Kundli New Delhi.</p> <p>c) Escrow of all receivables of project including security deposits.</p> <p>d) Corporate guarantee of Lemon Tree Hotels Limited.</p> <p>e) DSRA equivalent to three months interest and one quarter principal to be created in case of any over dues beyond 30 days in the form of fixed deposits duly lien marked in favour of YBL.</p> <p>f) Minimum security cover of 1.5x on immovable and moveable fixed assets of the project.</p> |



# Notes to consolidated financial statements

## for the year ended March 31, 2021

| Note | Lender                | Amount Sanctioned | Carrying rate of Interest as at March 31, 2021 | Carrying rate of Interest as at March 31, 2020   | Repayment/ Modification of terms  | Security/ Principal terms and conditions  |
|------|-----------------------|-------------------|--|--|---|---|
| 11   | Indusind Bank Limited | 688.00            | 9.20%  | -  | Principal is repayment in 36 equal installments on last day of the month after 12 month of first availment.   | It is secured by second charge with existing credit facilities on security as under:<br>(a) Hypothecation of entire current assets, existing & future, comprising, inter alia, of stock of raw material, work in progress, finished goods, receivable, book debts and other current assets & Machinery.<br>(b) Charge on the entire moveable and immovable fixed assets of the company (present and future).<br>(c) Credit Guarantee by National Credit Guarantee Trust Company Limited.  |
| 12   | Indusind Bank Limited | 3,381.00          | 8.00%  | 10.40% {9.40% p.a (fixed for 1st year). Linked to 1 month MCLR plus spread from 2 years} | Takeover of existing term loan of YES bank limited. Tenor to be in line with the residual tenor of the term loan of lender whose loan is being taken over .i.e. The loan is repayable 48 structured quarterly installment | It is secured by:<br>a) First charge on all moveable fixed assets (both present and future) and current assets (both present and future) including Escrow account of the borrower.<br>b) First charge on all present and future immovable fixed assets of the project (130 Keys Lemon Tree Hotels in Whitefield, Bangalore) owned by borrower including the land and hotel building located in Whitefield, Bangalore.<br>c) Escrow of all the receivable of the project including security deposits.<br>d) Unconditional and Irrevocable Corporate Guarantee of Fleur Hotels Private Limited.<br>e) DSRA equivalent to 3 months interest and 1 quarter principal to be created in case of any overdue beyond 30 days in the form of the fixed deposits duly lien marked in favor of IBL.<br>f) Non disposal undertaking to be executed by Fleur Hotels Private Limited for 51% shares in borrower held directly/indirectly. |

# Notes to consolidated financial statements

for the year ended March 31, 2021

| Note | Lender            | Amount Sanctioned | Carrying rate of Interest as at March 31, 2021 | Carrying rate of Interest as at March 31, 2020 | Repayment/ Modification of terms  | Security/ Principal terms and conditions  |
|------|-------------------|-------------------|--|--|---|---|
| 13   | Yes Bank Limited  | 20,500.00         | 8.60%  | 9.50%  | The loan is repayable in 52 structured quarterly installments post moratorium period of 36 months from the date of first disbursement.                                  | <p>g) Minimum security cover 1.5x on immovable and movable fixed assets of the project.</p> <p>It is secured by:</p> <p>a) First charge on all present and future movable &amp; immovable fixed assets of the project. Lemon Tree Premier Hotel, Kolkata, Lemon Tree Premier Hotel in Pune, Lemon Tree Hotel in sector 60 Gurgaon and approximately 20,000 sqft convention centre within the hotel premises.</p> <p>b) Escrow of all receivables of the hotels including security deposits (if any).</p> <p>c) Corporate guarantee of Lemon Tree Hotels Private Limited.</p> <p>d) DSRA equivalent to 3 months interest and 1 quarter principle to be created in case of any over dues beyond 30 days in the form of fixed deposits duly lien marked in favour of YBL.</p>                                  |
| 14   | Axis Bank Limited | 10,000.00         | 8.80%  | 9.19%  | Tenor of 18 years and 9 months including construction period of 1.5 years and moratorium period of 2.5 years with repayments in with 60 quarterly unequal installments. | <p>It is secured by:</p> <p>a) Exclusive charge by way of EM over the land &amp; building at Plot No.1, Khasra No. 979 to 981, Kalarohi, Udaipur,(admeasuring 26390.3 sq. yards or 237513 sq. ft.).</p> <p>b) Exclusive charge over the moveable fixed assets of the Udaipur Hotel, both present and future,</p> <p>c) Exclusive charge by way of hypothecation of all the current assets of Udaipur Hotel,</p> <p>d) Exclusive charge by way of hypothecation of all the cashflows of Udaipur Hotel.</p> <p>e) Corporate Guarantee of Lemon Tree Hotels. FACR of 1.50x shall be maintained at all times.</p> <p>f) Any additional collateral security other than those mentioned herein above offered by the borrower to other lenders (in case of pari-passu charge) shall also be available to bank.</p> |

# Notes to consolidated financial statements

for the year ended March 31, 2021

| Note | Lender                       | Amount Sanctioned | Carrying rate of Interest as at March 31, 2021 | Carrying rate of Interest as at March 31, 2020 | Repayment/ Modification of terms   | Security/ Principal terms and conditions   |
|------|------------------------------|-------------------|--|--|--|--|
| 15   | Indusind Bank Limited        | 5,000.00          | 8.55%  | 9.35%  | Tenor of 16 years with door door tenor facility shall not exceed 193 months from the date of first disbursement, including moratorium period of nil months.  | It is secured by:<br>a) First charge on all present and future immovable assets of the hotel "Lemon Tree Amarante Beach Resort (At Candolim, Goa)" housed under Begonia Hotels Private Limited<br>b) First charge on all moveable fixed assets (both present and future) (including Escrow account opened with IBL) of the hotel "Lemon Tree Amarante Beach Resort (At Candolim, Goa)" housed under Begonia Hotels Private Limited,<br>c) Exclusive charge on book debts, operating cash flows, credit card receivables, commissions, revenues of whatsoever nature and wherever arising, present and future through Escrow mechanism of the Hotel "Lemon Tree Amarante Beach Resort (At Candolim, Goa)" housed under Begonia Hotels Private Limited.<br>d) Escrow of all cash flows of Begonia Hotels Private Limited including security deposits." |
| 16   | Aditya Birla Finance Limited | 11,500.00         | 8.60%  | 9.30%  | Takenover from existing term loan from YES Bank Limited. Tenor of 12 years with repayment in 48 structured quarterly installment. Repayment of term loan 1 in line with existing lender repayment schedule. The facility have lock-in tenor of 1 year from the date of first disbursement. | It is secured by:<br>a) First exclusive charge by way of Mortgage/Hypothecation on the immovable and moveable fixed assets (both present and future) of Lemon Tree Premier Hotel Hitec City, Hyderabad, to provide minimum cover of 1.25x at all times during the tenor of the loan,<br>b) First exclusive charge on the current assets of the Lemon Tree Premier Hotel, Hitec City Hyderabad,<br>c) First exclusive charge on project's bank account including but not limited to Escrow account where entire cash flow of Lemon Tree Premier Hotel, Hitec City, Hyderabad shall be deposited,<br>d) Unconditional and Irrevocable Corporate Guarantee of Lemon Tree Hotels Limited,<br>e) Demand Promissory Note (DPN),  |
| 17   | Aditya Birla Finance Limited | 4,000.00          |  |  |  |  |

# Notes to consolidated financial statements

for the year ended March 31, 2021

| Note | Lender                         | Amount Sanctioned | Carrying rate of Interest as at March 31, 2021 | Carrying rate of Interest as at March 31, 2020 | Repayment/ Modification of terms   | Security/ Principal terms and conditions  |
|------|--------------------------------|-------------------|--|--|--|---|
| 18   | Yes Bank Limited               | 12,500.00         | 8.10%  | 9.50%  | The loan is repayable 60 structured quarterly installment after a moratorium period of 60 months from the date of first disbursement.      | It is secured by:<br>a) Equitable mortgage over 80% share of Land and building (except 2nd basement, ground floor and first floor) on pari passu basis with other lenders for the project, Lemon Tree Premier Hotel, Andheri Mumbai.<br>b) First charge (on pari passu basis) on the movable fixed assets and all current assets, both present and future of the project, Lemon Tree Premier Hotel, Andheri Mumbai.<br>c) Corporate guarantee of Lemon Tree Hotels Limited. |
| 19   | Vehicle loan (different banks) | -                 | -  | -  | These loans are repaid on agreed monthly installments.   | Vehicle loan is secured by hypothecation of underlying motor vehicle acquired out of such loans from HDFC Bank Limited, Axis Bank Limited and BMW Financial Services.   |
| 20   | Aditya Birla Finance Limited   | 884.00            | 8.90%  | -  | The loan is repayable in 48 equal monthly installments after moratorium of 12 months from the date of 1 <sup>st</sup> disbursement.        | The facility is secured by:<br>(a) Second charge on all moveable and immovable fixed assets of the Red Fox Hotel Hyderabad, both present and future.<br>(b) Second Pari-pasu charge on all current assets of the Red Fox Hotel, Hyderabad, both present & future.<br>(c) Credit Guarantee by National Credit Guarantee Trust Company Limited.   |
| 21   | Aditya Birla Finance Limited   | 4,500.00          | 8.90%  | 9.70%  | The loan is repayable in 44 structured quarterly installments after moratorium of 12 months from the date of 1 <sup>st</sup> disbursement. | It is secured by:<br>a) First exclusive charge on the Immovable Fixed Assets (both present and future) of the Red Fox Hotel Hyderabad, to provide a minimum cover of 1.50x at all times during the tenor of the loan.<br>b) First exclusive charge on all the Movable Fixed Assets (both present and future) of the Red Fox Hotel Hyderabad.<br>c) First exclusive charge on Escrow of entire cash flow of Red Fox Hotel Hyderabad.<br>d) DPN                               |

# Notes to consolidated financial statements

for the year ended March 31, 2021

| Note | Lender                       | Amount Sanctioned | Carrying rate of Interest as at March 31, 2021 | Carrying rate of Interest as at March 31, 2020 | Repayment/ Modification of terms  | Security/ Principal terms and conditions   |
|------|------------------------------|-------------------|--|--|---|--|
| 22   | Aditya Birla Finance Limited | 422.00            | 8.90%  | -  | The Loan is repayable in 36 equal monthly Installments payable after moratorium period of 12 months from the date of first disbursement.        | It is secured by:<br>(a) Second charge on all moveable and immovable fixed assets of the borrower both present and future.<br>(b) Second pari-passu charge on all current assets of the borrower both present and future.<br>(c) Credit Guarantee by National Credit Guarantee Trust Company Limited.  |
| 23   | Aditya Birla Finance Limited | 2,350.00          | 8.90%  | 9.70%  | The Loan is repayable in 44 Structured Quarterly Installments payable after moratorium period of 12 months from the date of first disbursement. | It is secured by:<br>a) First exclusive charge on all the immovable fixed assets(both current and future) of the Lemon Tree Hotel EDM, Kaushambi Ghaziabad to provide minimum cover of 2.00x cover all the times during the tenure of loan,<br>b) First exclusive charge on all the movable fixed assets(both current and future) of the Lemon Tree Hotel EDM,<br>c) First exclusive charge on the escrow account of entire cash flow of Lemon Tree Hotel EDM,<br>d) Unconditional & irrevocable Guarantee by Lemon Tree Hotels Limited,<br>e) DPN |

# Notes to consolidated financial statements

for the year ended March 31, 2021

| Note | Lender            | Amount Sanctioned | Carrying rate of Interest as at March 31, 2021 | Carrying rate of Interest as at March 31, 2020 | Repayment/ Modification of terms                                   | Security/ Principal terms and conditions   |
|------|-------------------|-------------------|--|--|--|--|
| 24   | HDFC Bank Limited | 2,100.00          | 8.15%  | 9.20%  | The loan is repayable in 39 step-up quarterly installments.        | It is secured by :<br>a) First charge on all the fixed assets, both present and future, of the hotel "Lemon Tree" at Plot No. 3 MW, Phase-I, Industrial Area, Chandigarh, including hypothecation of all movables.<br>b) A first & exclusive charge on Projects ("Lemon Tree" at Plot No. 3 MW, Phase-I, Industrial Area, Chandigarh) unencumbered-book debts, operating cash flows, receivables, commissions, banks accounts (whenever held) if any-present & future all revenues<br>c) Mortgage of leasehold rights of the projects "Lemon Tree" at Plot No. 3 MW, Phase-I, Industrial Area, Chandigarh) land admeasuring 0.46 acre (2241.38 sq yrd) and building thereon. |
| 25   | HDFC Bank Limited | 4,200.00          | 7.50%  | -  | Repayable in 48 monthly installments after moratorium of 12 months | It is secured by extension of second ranking charge over existing primary and collateral securities including mortgages created in favor of bank. Further covered by 100% Guarantee by National Credit Guarantee Trust Company Limited.<br>Properties:-<br>- Hotel Lemon Tree, Udyog Vihar<br>- Hotel Lemon Tree, Pune,<br>- Hotel Lemon Tree, Ahemdabad<br>- Hotel Lemon Tree, Chennai<br>-Lemon Tree Premier, Bangalore<br>- Hotel Lemon Tree, Chandigarh  |

# Notes to consolidated financial statements

for the year ended March 31, 2021

| Note | Lender            | Amount Sanctioned | Carrying rate of Interest as at March 31, 2021 | Carrying rate of Interest as at March 31, 2020 | Repayment/ Modification of terms   | Security/ Principal terms and conditions  |
|------|-------------------|-------------------|--|--|--|---|
| 26   | HDFC Bank Limited | 10,000.00         | 9.00%  | 9.00%  | The loan is repayable in 44 consecutive quarterly installments after a moratorium of 1 year. | It is secured by :<br>a) First pari passu charge by way of mortgage on Select properties. The borrower shall ensure asset cover ratio should not be less than 1.50x (based on market value of security) at all times.<br>b) First pari passu charge by way of hypothecation in favor of the lender on all current assets and movable fixed assets including movable plant and machinery, machinery spares, tools and accessories, furniture and fixtures, vehicles and all other movable assets, present and future of Select Properties. Properties:-<br>- Hotel Lemon Tree, Udyog Vihar<br>- Hotel Lemon Tree, Pune,<br>- Hotel Lemon Tree, Ahemdabad<br>- Hotel Lemon Tree, Chennai<br>- Lemon Tree Premier, Bangalore |
| 27   | HDFC Bank Limited | 650.00            | 8.25%  | -  | WCTL is repayable in 48 equal monthly instalments after 1 year of moratorium.                | The working capital loan is secured as under:<br>a) It is covered by 100% Guaranteee from NCGTC (National Credit Guaranteee Trustee Company Ltd.<br>b) Second charge over existing primary and collateral securities (Red Fox Hotel, Jaipur) including mortgages created in favour of the bank.   |

# Notes to consolidated financial statements

for the year ended March 31, 2021

| Note | Lender            | Amount Sanctioned | Carrying rate of Interest as at March 31, 2021 | Carrying rate of Interest as at March 31, 2020 | Repayment/ Modification of terms   | Security/ Principal terms and conditions  |
|------|-------------------|-------------------|--|--|--|---|
| 28   | HDFC Bank Limited | 4,300.00          | 8.25%  | 9.55%  | The Loan is repayable in 28 quarterly installments.                                    | <p>It is secured by:</p> <ul style="list-style-type: none"> <li>- Exclusive charge by way of Equitable mortgage on all of the Project's (Red Fox Hotel situated at Khasra No.102/103/433, Village Jhalana ,J.L.N. Marg, Jaipur) land and building.</li> <li>- Exclusive charge on Company's hotel movables, including movable plant and machinery, machinery spares, furniture and fixtures and all other movable assets; present and future.</li> <li>- Exclusive charge on Project's current assets book debts, operating cash flows, receivables, commissions, bank accounts both present and future, all revenue.</li> <li>- Further it is secured by Coporate Guarantee of Lemon Tree Hotels Limited.</li> <li>- Pledge of shares of Sukhsagar Complexes Private Limited held by Lemon Tree Hotels Limited.</li> </ul> |
| 29   | HDFC Bank Limited | 11,100.00         | 8.60%  | 8.60%  | The loan shall be repaid in 27 Consecutive quarterly installments as per the schedule. | <p>It is secured by :</p> <ul style="list-style-type: none"> <li>a) First exclusive charge by way of equitable mortgage on select properties.</li> <li>b) First exclusive charge by way of hypothecation in favour of the lender on all current assets and movable fixed assets including movable plant and machinery, machinery spares, tools and accessories, furniture and fixtures, vehicles and all other movable assets, present and future of below mentioned properties<br/>                     Hotel Lemon Tree, Udyog Vihar,<br/>                     Hotel Lemon Tree, Pune,<br/>                     Hotel Lemon Tree, Ahemdabad,<br/>                     Hotel Lemon Tree, Chennai,<br/>                     Lemon Tree Premier, Bangalore.</li> </ul>   |



# Notes to consolidated financial statements

for the year ended March 31, 2021

| Note | Lender            | Amount Sanctioned | Carrying rate of Interest as at March 31, 2021 | Carrying rate of Interest as at March 31, 2020 | Repayment/ Modification of terms  | Security/ Principal terms and conditions  |
|------|-------------------|-------------------|--|--|---|---|
| 30   | HDFC Bank Limited | 1,000.00          | 7.50%  | -  | WCTL is repayable in 48 equal monthly instalments after 1 year of moratorium. | It is secured by<br>(a) second charge over existing primary and collateral securities including mortgages created in favour of the bank at the Lemon Tree Hotel Gachibowli, Hyderabad.<br>(b) 100% Credit Guarantee by National Credit Guarantee Trust Company Limited.   |
| 31   | HDFC Bank Limited | 6,000.00          | 8.40%  | 9.40%  | The Loan is repayable in 48 Structured Quarterly Installments                 | It is secured by:<br>a) First and exclusive charge on movable and immovable fixed assets at the Lemon Tree Hotel Gachibowli, Hyderabad having market value of approx Rs. 100crs.<br>b) First and exclusive charge on escrow account of entire cash flows of the Lemon Tree Hotel Gachibowli, Hyderabad.<br>c) Corporate guarantee of Lemon Tree Hotels Limited having adjusted NW as on 31.03.2018 of ₹ 2152Mn. |

# Notes to consolidated financial statements

## for the year ended March 31, 2021

| Note | Lender           | Amount Sanctioned | Carrying rate of Interest as at March 31, 2021 | Carrying rate of Interest as at March 31, 2020 | Repayment/ Modification of terms  | Security/ Principal terms and conditions   |
|------|------------------|-------------------|--|--|---|--|
| 32   | Yes Bank Limited | 2,120.00          | 9.25%  | -  | The principal shall be repaid in 48 instalments after completion of moratorium of 1 year. | It is secured by: <ul style="list-style-type: none"> <li>(a) 100% Credit Guarantee by National Credit Guarantee Trust Company Limited</li> <li>(b) Exclusive charge on Current Assets financed through the additional WCTL.</li> <li>(c) Second charge on the entire project land (Cochin) along with the structure built thereon.</li> <li>(d) Second charge on the all movable fixed assets and current assets (Present &amp; future) of the Cochin Hotel Projects.</li> <li>(e) Second charge on the owned/freehold hotel properties and over the building and structure in respect of leasehold land for the operational hotels (excluding Vizag and Cochin).</li> <li>(f) Second charge by way of hypothecation of all the current assets and moveable fixed assets (both present and future) of BHPL (excluding Vizag and Cochin).</li> <li>(g) Second charge on the current assets (Present &amp; future) of the Company (excluding project assets of Vizag Hotel).</li> <li>(h) Second Charge by way of pledge on 30% Shares of BHPL held by Fleur Hotels Pvt Ltd (FHPL) to be maintained in DEMAT accounts opened with YBL DP.</li> </ul> |
| 33   | Yes Bank Limited | 2,387.00          | 9.10%  | 12.50%   | Repayable in 40 quarterly instalments from the date of the loan                           | It is secured by: <ul style="list-style-type: none"> <li>a) Exclusive charge on (entire project land along with structures built thereon and charge on moveable fixed assets and current assets of Cochin hotel project (for Term loan-1) the owned/ freehold hotel properties and over the buildings and structures in respect of leasehold land for the operational hotels (excluding Vizag and Cochin).</li> </ul>  |
| 34   | Yes Bank Limited | 6,107.00          |  |  |   |  |
| 35   | Yes Bank Limited | 1,182.00          |  |  |   |  |

# Notes to consolidated financial statements

for the year ended March 31, 2021

| Note | Lender                                     | Amount Sanctioned | Carrying rate of Interest as at March 31, 2021 | Carrying rate of Interest as at March 31, 2020 | Repayment/ Modification of terms   | Security/ Principal terms and conditions  |
|------|--|-------------------|--|--|--|---|
| 36   | Tourisim Finance Corporation of India Ltd. | 1,800.00          | 12.30%   | 12.50%   | The loan shall be repaid in 30 quarterly installments as per the schedule. | <p>b) Exclusive charge by way of hypothecation of all the current assets and moveable fixed assets (both present &amp; future) of BHPL (excluding Vizag and Cochin),</p> <p>c) First charge on the current assets (security &amp; pertains to overdraft facility) (Present &amp; future) of the Company (excluding project assets of Vizag hotel) to secure working capital facility,</p> <p>d) 30% Pledge of Fleur Hotels Private Limited (FHPL) shareholding in BHPL to be maintained in DEMAT account to be opened with YBL DP,</p> <p>e) Unconditional and Irrevocable Corporate Guarantee of Fleur Hotels Private Limited (FHPL)</p> |
|      |  |                   |  |  |  | <p>It is secured by:</p> <p>a) First charge by way of mortgage of leasehold rights of plot of land admeasuring 2220.53 sqmtr. located at door no. 31-33-60 (New No. 31-32-60), Assessment No. 17016, Block No.36, T.S. No. 1176, Allipuram Ward, Saraswathi Park, Dabagardens, Vizag (Vishakhapatnam), Andhra Pradesh with all the building and structures thereon, both present and future,</p>  |

# Notes to consolidated financial statements

for the year ended March 31, 2021

| Note | Lender            | Amount Sanctioned | Carrying rate of Interest as at March 31, 2021 | Carrying rate of Interest as at March 31, 2020 | Repayment/ Modification of terms  | Security/ Principal terms and conditions   |
|------|-------------------|-------------------|--|--|---|--|
| 37   | Axis Bank Limited | 2,464.00          | 8.40%  | -  | <p>WCTL is repayable in 48 equal monthly instalments. Tenor of loan is 5 years from the date of disbursement including 1 year of moratorium.</p> <p>(a) Second charge over all the borrower's properties and assets, both present &amp; future, pertaining to the Lemon Tree Hotel project of the Company at Delhi Aerocity Hospitality District (Except Project Land)</p> <p>(b) Second charge on all bank accounts of the Company, the Escrow account and each of the other accounts are required to be maintained/ created by the borrower under any project document or contract.</p> <p>(c) Second charge/ assignment/ security interest on all rights, title, benefits, claim/ demand under the development agreement, project document contract, insurance policy and all licenses, permits, approvals and consents in respect of the project.</p> | <p>b) First charge by way of hypothecation in favor of the lenders of all the Borrower's moveables pertaining to its hotel (save and except book debts), including moveable machinery, machinery spares, tools &amp; accessories, Recreational items/ Recreational realted items, Resorts equipments, Crockery, TVs/ VCRs/ VCPs/ DVDs and modern electricals and electronic appliances, Carpets, etc. present and future subject to prior charges created and / or to be created in favour of the Borrower's bankers on the Borrower's moveables, as may be agreed to by the Lenders to secure the borrowings for working capital requirements in the ordinary course of business.</p> <p>c) Pledge of 15,45,000 equity shares of the Company held by Fleur Hotels Private Limited in favor of Tourism Finance Corporation of India Ltd.</p> |

# Notes to consolidated financial statements

## for the year ended March 31, 2021

| Note | Lender            | Amount Sanctioned | Carrying rate of Interest as at March 31, 2021 | Carrying rate of Interest as at March 31, 2020 | Repayment/ Modification of terms   | Security/ Principal terms and conditions  |
|------|-------------------|-------------------|--|--|--|---|
| 38   | Axis Bank Limited | 16,248.00         | 8.30%  | 8.90%  | <p>Term Loan I &amp; II Loan is repayable in 40 quarterly installments with first installment falling due after a period of 3 years from first disbursement. Term Loan III is repayable in 59 quarterly installments commencing 6 months after first disbursement.</p> | <p>(d) Right of substitution provided by DIAL under tripartite agreement between DIAL, Hyacinth Hotels and the Lender.</p> <p>(e) Pledge of 51% equity shares of the Company in favor of security trustee i.e. Axis Trustee</p> <p>(f) Credit Guarantee by National Credit Guarantee Trust Company Limited.</p> <p>It is secured by way of:</p> <p>(a) A first pari passu charge on the Borrower's properties &amp; assets, both present &amp; future, pertaining to the Lemon Tree Hotel project of the Company at Delhi Aerocity Hospitality District (Except Project Land)</p> <p>(b) A first pari passu charge on Company's all revenues and bank accounts of the Company, the Escrow account and each of the other accounts are required to be maintained/ created by the borrower under any project document or contract.</p> <p>(c) Right of substitution provided by DIAL under tripartite agreement between DIAL, Hyacinth Hotels and the Lender.</p> <p>(d) Pledge of 51% equity shares of the Company in favor of security trustee i.e. Axis Trustee.</p> <p>(e) Corporate guarantee of Lemon Tree Hotels Limited and Fleur Hotels Private Limited. A non fund based facility of ₹ 3.00 crores from Axis bank Ltd. is secured by second charge, ceded by the term loan lenders, on the aforementioned entire properties, assets, bank accounts, revenues, right of substitution pertaining to Lemon Tree Hotel project at Delhi Aerocity (except Project land) including pledge of 30% equity shares and guarantee of the Fleur Hotels Private Limited, the maturity date of the TL1 loan is February 2024 &amp; for TL-2 loan of axis bank is September 2024.</p> |

# Notes to consolidated financial statements

for the year ended March 31, 2021

| Note | Lender            | Amount Sanctioned | Carrying rate of Interest as at March 31, 2021 | Carrying rate of Interest as at March 31, 2020 | Repayment/ Modification of terms  | Security/ Principal terms and conditions   |
|------|-------------------|-------------------|--|--|---|--|
| 39   | Axis Bank Limited | 9,500.00          | 8.15%  | 9.80%  | The Loan is repayable in 60 quarterly instalments after a moratorium period of 5 years. | It is secured by:<br>a) Equitable mortgage over 80% share of Land and building (except 2nd basement, ground floor and first floor) on pari passu basis with other lenders for the project, Lemon Tree Premier Hotel, Andheri Mumbai.<br>b) First charge (on pari passu basis) on the movable fixed assets and all current assets, both present and future of the project, Lemon Tree Premier Hotel, Andheri Mumbai.<br>c) Corporate guarantee of Lemon Tree Hotels Limited.  |
| 40   | Axis Bank Limited | 1,845.00          | 8.45%  | 9.15%  | The Loan is repayable in 19 quarterly instalments.                                      | It is secured by:<br>a) Exclusive charge over on movable and immovable properties and fixed assets, both present and future, pertaining to Red Fox Hotel situated at Asset No.6 Aerocity Hospitality District, New Delhi-110037(except project land).<br>b) Exclusive charge by way of hypothecation of all the project's movables including movable plant & machinery, machinery spares, tools and accessories.<br>c) Exclusive charge on the project's book debts, operating cash flows, receivables, commissions, bank accounts (wherever held), revenues of whatever nature and wherever arising, present and future subject to prior charge of bankers on specified current assets for securing working capital facilities and subject to prior approval of bank. |
| 41   | Axis Bank Limited | 1,770.00          |  |  |   | d) Exclusive charge by way of assignment or creation of charge in favour of the lender of  |

# Notes to consolidated financial statements

## for the year ended March 31, 2021

| Note | Lender | Amount Sanctioned | Carrying rate of Interest as at March 31, 2021 | Carrying rate of Interest as at March 31, 2020 | Repayment/ Modification of terms | Security/ Principal terms and conditions   |
|------|--------|-------------------|--|--|----------------------------------|--|
|      |        |                   |  |  |                                  | <p>- All the right, title, interest, benefits, claims and demands whatsoever of the borrower in agreements (development agreement, management agreement, construction contract), duly acknowledged and consented to by the counter party;</p> <p>- All the rights, title, interest, benefits, claims and demands whatsoever of the borrower in clearances;</p> <p>- All the rights, title, interest, benefits, claims and demands whatsoever of the borrower in any letter of credit, guarantee, performance bond provided by any party to the project documents</p> <p>- All insurance contracts/insurance proceeds;</p> <p>(e) All Cash Flow routing to be done through Escrow Account maintained with bank.</p> <p>(f) Right of substitution and other rights under the Substitution Agreement, on pari passu basis with other lenders.</p> |

# Notes to consolidated financial statements

## for the year ended March 31, 2021

### 20 Lease liability

| Particulars                      | As at<br>March 31, 2021<br>₹ in lakhs | As at<br>March 31, 2020<br>₹ in lakhs |
|----------------------------------|---------------------------------------|---------------------------------------|
| Opening Balance                  | 46,265.62                             | 45,605.87                             |
| Additions during the year        | -                                     | 4,296.52                              |
| Interest accrued during the year | 4,467.75                              | 4,329.06                              |
| Payment of lease liabilities     | 3,881.22                              | 3,669.31                              |
| Closing Balance                  | 46,795.50                             | 46,265.62                             |
| Current                          | 88.21                                 | 77.54                                 |
| Non-Current                      | 46,707.29                             | 46,188.08                             |

### 21 Provisions

| Particulars                                  | As at<br>March 31, 2021<br>₹ in lakhs | As at<br>March 31, 2020<br>₹ in lakhs |
|--|---------------------------------------|---------------------------------------|
| Provision for gratuity (Refer Note 35)       | 380.36                                | 299.98                                |
| Current                                      | 87.30                                 | 59.71                                 |
| Non-current                                  | 293.06                                | 240.28                                |
| Provision for leave benefits                 | 240.63                                | 229.94                                |
| Current                                      | 240.63                                | 229.94                                |
| Non-current                                  | -                                     | -                                     |
| Provision for litigations (Refer note 36(b)) | 157.86                                | 135.73                                |
| Current                                      | 157.86                                | 135.73                                |
| Non-current                                  | -                                     | -                                     |
| Total current                                | 485.79                                | 425.38                                |
| Total non-current                            | 293.06                                | 240.28                                |

### 22 Financial liabilities

| Particulars                      | As at<br>March 31, 2021<br>₹ in lakhs | As at<br>March 31, 2020<br>₹ in lakhs |
|----------------------------------|---------------------------------------|---------------------------------------|
| (i) Borrowings                   |                                       |                                       |
| Cash credit from banks (Secured) | 5,955.98                              | 5,957.53                              |
|                                  | 5,955.98                              | 5,957.53                              |

A The Cash credit facility and working capital loan from Kotak Mahindra Bank is repayable on demand and carries interest rate of 8.15% p.a. (March 31, 2020: 9.20% p.a.) and is secured by way of:

- Exclusive charge on all existing and future current assets of the borrower's hotels located at Gurgaon (city centre new), Aurangabad, Indore, and Sector-29, Gurgaon.
- Subservient charge over all existing and future current assets of the Company except current assets of the company's hotels located at Gurgaon (city centre new), Aurangabad, Indore, and Sector-29, Gurgaon on which bank has exclusive charge.
- Equitable Mortgage by way of exclusive charge on the plot of Land at Sector-29, Gurgaon owned by the borrower. Also, exclusive charge over Moveable Fixed assets of the Hotel Property at Sector-29, Gurgaon.

B The Cash credit facility and working capital loan from HDFC Bank Limited is repayable on demand and carries interest rate of 7.45% p.a. (March 31, 2020: 8.40%) and is secured by way of:

- First exclusive charge by way of mortgage on select properties.



# Notes to consolidated financial statements

## for the year ended March 31, 2021

- b) First exclusive charge by way of hypothecation on all moveable fixed assets and current assets including movable plant and machinery, machinery spares, tools and accessories, furniture fixtures, vehicle and all other movable assets present and future of select properties. Properties:-
- Hotel Lemon Tree, Udyog Vihar
  - Hotel Lemon Tree, Pune,
  - Hotel Lemon Tree, Ahemdabad
  - Hotel Lemon Tree, Chennai
  - Lemon Tree Premier, Bangalore
- C The Cash credit facility from Yes Bank is repayable on demand and carries interest rate of 8.05% to 9.65% (March 31, 2020: 9.50% to 10.55% p.a) and is secured by way of:
- a) Exclusive charge on all movable assets and current assets of Lemon Tree Hotel Kolkata and Lemon Tree Premier Pune and
  - b) First charge on all present & future immovable fixed assets(80% portion of undivided part of land) of the Lemon Tree Premier Andheri kurla Road, Mumbai
  - c) First charge on all present & future movable fixed assets and current assets of the Lemon Tree Premier Andheri kurla Road, Mumbai
  - d) Corporate Gaurantee of Lemon Tree Hotels Limited
- D The Cash credit facility from Yes Bank is repayable on demand and carries interest rate of 9.10% and is secured by way of:
- a) First Charge on the current assets (Present & Future) of the company (excluding project assets of Vizag Hotel) to secure the working capital facility.
- E The Cash credit facility and working capital loan from HDFC Bank Limited is repayable on demand and carries interest rate of 8.60% p.a. and is secured by way of:
- a) Exclusive charge on entire movable assets of Carnation Hotels Private Limited (Current as well as future assets).
  - b) Corporate Gaurantee of Lemon Tree Hotels Limited.

| Particulars                                  | As at<br>March 31, 2021<br>₹ in lakhs | As at<br>March 31, 2020<br>₹ in lakhs |
|--|---------------------------------------|---------------------------------------|
| <b>(ii) Trade payables</b>                   |                                       |                                       |
| Trade Payables                               |                                       |                                       |
| -Micro and small enterprises                 | 316.80                                | 239.51                                |
| -Other than Micro and small enterprises      | 7,558.68                              | 8,182.44                              |
|  | <b>7,875.48</b>                       | <b>8,421.95</b>                       |
| <b>(iii) Other financial liabilities</b>     |                                       |                                       |
| Current maturities of long-term borrowings*  | 11,219.48                             | 4,427.67                              |
| Interest accrued but not due on borrowings** | 42.15                                 | 859.03                                |
| STP liability                                | 235.00                                | 235.00                                |
| EPCG liability                               | 318.40                                | 937.07                                |
| Book overdraft                               | 390.50                                | 2,281.76                              |
| Other payables                               |                                       |                                       |
| - Payable for capital goods                  | 846.48                                | 3,005.86                              |
| - Sundry deposits                            | 46.44                                 | 43.31                                 |
| - Payable to employees                       | 15.59                                 | 23.70                                 |
| Outstanding dues of other creditors          | 473.38                                | 1,066.91                              |
|  | <b>13,587.42</b>                      | <b>12,880.31</b>                      |

\* current maturities for previous year are for period September 1, 2020 to March 31, 2021 as Group had taken moratorium with reference to RBI Circular DOR.No.BP.BC.47/21.04.048/2019-20 dated March 27, 2020 , Circular DOR.No.BP.BC.63/21.04.048/2019-20 dated April 17, 2020 and DOR.No.BP.BC.71/21.04.048/2019-20 dated May 23, 2020 for the period March 1, 2020 to August 31, 2020

\*\* includes interest from secured loan as Group in previous year had taken Moratorium with reference to RBI circular DOR.No.BP.BC.47/21.04.048/2019-20 dated March 27, 2020 , Circular DOR.No.BP.BC.63/21.04.048/2019-20 dated April 17, 2020 and DOR.No.BP.BC.71/21.04.048/2019-20 dated May 23, 2020 for the period March 1, 2020 to August 31, 2020

# Notes to consolidated financial statements

## for the year ended March 31, 2021

### 23 Other current liabilities

| Particulars                         | As at<br>March 31, 2021<br>₹ in lakhs | As at<br>March 31, 2020<br>₹ in lakhs |
|-------------------------------------|---------------------------------------|---------------------------------------|
| Advance from customers              | 922.42                                | 759.21                                |
| Deferred revenue- loyalty programme | 17.15                                 | 15.78                                 |
| Statutory dues                      | 701.71                                | 1,743.63                              |
|                                     | <b>1,641.28</b>                       | <b>2,518.62</b>                       |

### 24 Revenue From Operations

| Particulars  | For the year ended<br>March 31, 2021<br>₹ in lakhs | For the year ended<br>March 31, 2020<br>₹ in lakhs |
|--|--|--|
| <b>Revenue from operations</b>                     |  |  |
| <b>Sale of products and services</b>               |  |  |
| - Room rental                                      | 19,735.05  | 49,198.89  |
| - Food and beverage (excluding liquor and wine)    | 3,086.58   | 9,518.73   |
| - Liquor and wine                                  | 214.38   | 1,289.28   |
| - Banquet rentals                                  | 92.61  | 411.94   |
| - Telephone and telex                              | 4.80   | 17.32  |
| - Other Services (including service charge income) | 1,726.66   | 5,722.02   |
| <b>Other Operating Revenue</b>                     |  |  |
| - Management fee                                   | 311.80   | 783.49   |
| - Commission income                                | 0.16   | 2.07   |
| <b>Revenue from operations</b>                     | <b>25,172.04</b>                                   | <b>66,943.74</b>                                   |

### 25 Other income

| Particulars  | For the year ended<br>March 31, 2021<br>₹ in lakhs | For the year ended<br>March 31, 2020<br>₹ in lakhs |
|--|--|--|
| Waiver of rent                                     | 1,200.34   | -  |
| Profit on relinquishment of rights (refer note 46) | -  | 135.00   |
| Insurance claim received                           | 4.62   | -  |
| Profit on sale of fixed assets                     | 0.68   | 0.94   |
| Rent received                                      | 38.08  | 103.21   |
| Excess provision/ credit balances written back     | 9.86   | 0.48   |
| Sale of License                                    | -  | 163.70   |
| Exchange difference (net)                          | 0.06   | 0.12   |
| Miscellaneous income                               | 72.24  | 174.83   |
|  | <b>1,325.88</b>                                    | <b>578.28</b>                                      |

# Notes to consolidated financial statements

## for the year ended March 31, 2021

### 26 Cost of food and beverages consumed

| Particulars  | For the year ended<br>March 31, 2021<br>₹ in lakhs | For the year ended<br>March 31, 2020<br>₹ in lakhs |
|--|--|--|
| <b>(a) Consumption of food and beverages excluding liquor and wine</b> |  |  |
| Inventory at the beginning of the year                                 | 207.77   | 137.41   |
| Add: Purchases   | 1,627.63   | 5,332.66   |
|  | <b>1,835.40</b>                                    | <b>5,470.08</b>                                    |
| Less: Inventory at the end of the year                                 | 120.96   | 207.77   |
| Cost of food and beverage consumed                                     | <b>1,714.44</b>                                    | <b>5,262.32</b>                                    |
| <b>(b) Consumption of liquor and wine</b>                              |  |  |
| Inventory at the beginning of the year                                 | 142.79   | 119.18   |
| Add: Purchases   | 57.22  | 458.08   |
|  | <b>200.01</b>                                      | <b>577.26</b>                                      |
| Less: Inventory at the end of the year                                 | 130.32   | 142.79   |
| Cost of liquor and wine consumed                                       | 69.69  | 434.47   |
|  | <b>1,784.13</b>                                    | <b>5,696.78</b>                                    |

### 27 Employee benefit expense

| Particulars                                    | For the year ended<br>March 31, 2021<br>₹ in lakhs | For the year ended<br>March 31, 2020<br>₹ in lakhs |
|--|--|--|
| Salaries, wages and bonus                      | 6,248.42   | 13,424.68  |
| Contribution to provident fund and other funds | 507.62   | 916.69   |
| Staff welfare expenses                         | 282.98   | 1,190.89   |
|  | <b>7,039.02</b>                                    | <b>15,532.26</b>                                   |

### 28 Other expenses

| Particulars  | For the year ended<br>March 31, 2021<br>₹ in lakhs | For the year ended<br>March 31, 2020<br>₹ in lakhs |
|--|--|--|
| Consumption of stores, cutlery, crockery, linen, provisions and others | 557.56   | 1,310.78   |
| Lease rent   | 434.78   | 523.36   |
| Power and fuel   | 3,274.25   | 6,133.58   |
| Linen & uniform washing and laundry expenses                           | 175.65   | 502.19   |
| Guest transportation   | 119.50   | 957.47   |
| Spa expenses   | 3.70   | 229.67   |
| Subscription charges   | 96.10  | 179.40   |
| Repair and maintenance   |  |  |
| - Buildings  | 75.53  | 517.85   |
| - Plant and machinery  | 586.41   | 1,148.96   |
| - Others   | 240.51   | 635.86   |
| Rates and taxes  | 1,381.93   | 1,418.44   |
| Insurance  | 198.97   | 167.73   |
| Communication costs  | 336.51   | 771.15   |

# Notes to consolidated financial statements

## for the year ended March 31, 2021

| Particulars  | For the year ended<br>March 31, 2021<br>₹ in lakhs | For the year ended<br>March 31, 2020<br>₹ in lakhs |
|--|--|--|
| Printing and stationery  | 76.06  | 286.17   |
| Traveling and conveyance   | 31.46  | 177.12   |
| Vehicle running and maintenance  | 116.85   | 165.07   |
| Advertisement and business promotion   | 70.97  | 290.03   |
| Commission -other than sole selling agent                                      | 1,151.55   | 2,931.58   |
| Security and cleaning expenses   | 325.94   | 1,278.47   |
| Membership and subscriptions   | 45.89  | 36.63  |
| Legal and professional fees  | 523.91   | 825.88   |
| Advances written off   | 6.57   | 13.92  |
| Freight and cartage  | 3.92   | 16.11  |
| Exchange difference (net)  | -  | 0.58   |
| Donations  | 93.85  | 0.46   |
| Provision for doubtful debts   | 100.11   | 444.50   |
| Payment to auditor (Refer note below)  | 115.00   | 105.00   |
| Miscellaneous expenses   | 78.46  | 304.29   |
|  | <b>10,221.94</b>                                   | <b>21,372.25</b>                                   |
| <b>Payment to auditor for the year ended March 31, 2021 and March 31, 2020</b> |  |  |
| Audit fee  | 112.00   | 102.00   |
| Tax audit fee  | 3.00   | 3.00   |
|  | <b>115.00</b>                                      | <b>105.00</b>                                      |

Details of CSR expenditure:

| Particulars  | For the year ended<br>March 31, 2021<br>₹ in lakhs | For the year ended<br>March 31, 2020<br>₹ in lakhs |
|--|--|--|
| (a) Gross amount required to be spent by the Group during the year | 92.77  | 56.40  |
| (b) Amount spent during the year ending on March 31, 2021:         | In cash  | Yet to be paid in cash                             |
| i) Construction/acquisition of any asset                           | -  | -  |
| ii) On purposes other than (i) above                               | 92.85  | -  |
| (c) Amount spent during the year ending on March 31, 2020:         |  | Yet to be paid in cash*                            |
| i) Construction/acquisition of any asset                           | -  | -  |
| ii) On purposes other than (i) above                               | -  | 56.40  |

\* Group has not found any adequate opportunity for spending the amount.

# Notes to consolidated financial statements

## for the year ended March 31, 2021

### 29 Finance costs

| Particulars   | For the year ended<br>March 31, 2021<br>₹ in lakhs | For the year ended<br>March 31, 2020<br>₹ in lakhs |
|---|--|--|
| Interest  |  |  |
| - on term loans from banks                                    | 12,743.62  | 10,774.22  |
| - on loans from financial institutions                        | 1,728.97   | 487.40   |
| - on loans from others  | 331.14   | 706.72   |
| - on vehicle loans  | 63.12  | 40.85  |
| - on lease liability  | 3,866.85   | 3,664.00   |
| - on other credit facilities from banks                       | 159.61   | 24.09  |
| - on income tax   | 3.15   | 10.35  |
| - on others   | 4.39   | 8.41   |
| Prepayment charges  | -  | 0.41   |
| Bank charges (including commission on credit card collection) | 144.87   | 439.12   |
|   | <b>19,045.72</b>                                   | <b>16,155.57</b>                                   |

### 30 Finance income

| Particulars   | For the year ended<br>March 31, 2021<br>₹ in lakhs | For the year ended<br>March 31, 2020<br>₹ in lakhs |
|---|--|--|
| Profit on sale of investment  | 2.91   | 232.04   |
| -Bank Deposits  | 589.21   | 112.15   |
| -Others   | 183.82   | 131.70   |
| Interest on income tax refund   | 97.38  | 8.99   |
| Fair value profit on financial instruments at fair value through profit or loss | -  | 23.66  |
|   | <b>873.32</b>                                      | <b>508.54</b>                                      |

### 31 Depreciation and amortization expense

| Particulars                           | For the year ended<br>March 31, 2021<br>₹ in lakhs | For the year ended<br>March 31, 2020<br>₹ in lakhs |
|---------------------------------------|--|--|
| Depreciation on tangible assets       | 8,384.24   | 7,061.43   |
| Amortization of intangible assets     | 497.81   | 255.61   |
| Amortisation of Right to use asset    | 1,872.81   | 1,907.00   |
| Depreciation on investment properties | 4.39   | 4.39   |
| Depreciation Capitalized              | (3.93)   | (3.71)   |
| <b>Total</b>                          | <b>10,755.32</b>                                   | <b>9,224.72</b>                                    |

### 32 Earnings per share (Basic and Diluted)

Basic EPS amounts are calculated by dividing the (loss)/profit for the year attributable to equity holders of the parent by the weighted average number of equity shares outstanding during the year.

Diluted EPS amounts are calculated by dividing the profit attributable to equity holders of the parent by the weighted average number of equity shares outstanding during the year plus the weighted average number of equity shares that would be issued on conversion of all the dilutive potential equity shares into equity shares. The dilutive potential equity shares are adjusted for the proceeds receivable had the equity shares been actually issued at fair value (i.e. the average market value

# Notes to consolidated financial statements

## for the year ended March 31, 2021

of the outstanding equity shares). Dilutive potential equity shares are deemed converted as of the beginning of the period, unless issued at a later date. Dilutive potential equity shares are determined independently for each period presented.

The earnings and weighted average number of ordinary shares used in the calculation of Basic and Diluted EPS are as follows:

| Particulars  | March 31, 2021<br>₹ in lakhs | March 31, 2020<br>₹ in lakhs |
|--|------------------------------|------------------------------|
| Profit/(Loss) attributable to equity holders (for basic and diluted)                 | (12,706.82)                  | (953.71)                     |
| Weighted average number of equity Shares (for basic and diluted earnings per share)* | 79,03,68,120                 | 78,98,06,418                 |
| Basic and Diluted earnings per share   | (1.61)                       | (0.12)                       |

\* The weighted average number of shares takes into account the weighted average effect of changes in share transactions during the year. The shares of the company has been listed on BSE Limited and National Stock Exchange of India Limited with effect from April 9, 2018.

### 33. Significant accounting judgements, estimates and assumptions

The preparation of the Group financial statements requires management to make judgements, estimates and assumptions that affect the reported amounts of revenues, expenses, assets and liabilities, the accompanying disclosures and the disclosure of contingent liabilities. Uncertainty about these judgements, estimates and assumptions could result in outcomes that require a material adjustment to the carrying amount of assets or liabilities affected in future periods. Existing circumstances and assumptions about future developments, however, may change due to market changes or circumstances arising that are beyond the control of the Group. Such changes are reflected in the assumptions when they occur. The estimates and underlying assumptions are reviewed on an ongoing basis and the revisions to accounting estimates are recognized in the period in which the estimate is revised.

#### Estimation of Uncertainties related to global health pandemic on COVID-19

The COVID-19 pandemic is affecting major economic and financial markets, and virtually all industries and governments are facing challenges associated with the economic conditions resulting from efforts to address it. As the spread of the pandemic increased, entities are experiencing conditions often associated with a general economic downturn. In many countries, there has been severe disruption in regular business operations due to lockdown, travel bans, quarantines and other emergency measures. Currently there is a particularly high degree of uncertainty about the ultimate trajectory of the pandemic and the path and time needed for a return to a "steady state." The continuation of these circumstances could have a prolonged negative impact on the financial condition and results of operations.

For the year ended March 31, 2021, the Group has considered possible effects due to COVID 19 in its assessment of the going concern assumption and liquidity position for the next one year, recoverability of assets comprising Property, Plant and Equipment (PPE), trade receivables and investment in subsidiaries and associates (investments) as at the balance sheet date.

The Management have assessed the effect of these macro-economic conditions into their estimates of future cash flows to make good-faith estimates for determining the values of the Group assets including investments and liabilities. The Management has carefully considered these unique circumstances and risk exposures when analyzing how recent events may affect their financial reporting to develop estimates considering all available relevant information.

Specifically for investments, the Management has considered the following in its evaluation:

- The industry in which the investee entity operates
- The geographic location of the investee entity
- The size of the investee entity
- The quantitative significance of the investee entity
- Other factors specific to the investee entity
- Liquidity risk premiums
- Appropriateness of valuation techniques and inputs used including current market assessment of credit risk and liquidity risk.

# Notes to consolidated financial statements

## for the year ended March 31, 2021

While assessing the recoverable amount of PPE and investments, the Group has used significant assumptions such as hotel occupancy rates, average room rate per hotel, terminal growth rate and weighted average cost of capital. For assessing the recoverable amount of trade receivables, the Company has calculated the expected credit loss from the debtors considering amount to be realized from them in future after factoring the impact on credit risk due to COVID 19.

Management has also taken various cost savings initiatives during the months of April and May 2020, which will have a positive impact going forward. Management believes that the easing of lockdown in India including domestic flight operations and expected increase in business travel would be beneficial for the Company. Further, the Group also has undrawn lines of credit amounting to ₹ 4,633 lakhs as of date.

Management believes that it has taken into account the possible impact of known events arising from COVID 19 pandemic in the preparation of these financial statements. The associated economic impact of the pandemic is highly dependent on variables that are difficult to predict including the degree to which governments may further restrict business and other activities. The impact assessment of COVID 19 is a continuing process given the uncertainties associated with its nature and duration and actual results may differ materially from these estimates. The Group will continue to monitor any material changes to future economic conditions and any significant impact of these changes would be recognized in the financial statements as and when these material changes to economic conditions arise. The management believes that it will not have negative impact on future cash flows and the financial position of the Company.

Based on a collective assessment of the above factors management believes that the Company will continue as a going concern for the next one year, has enough liquidity to meet its obligations and based on fair value assessment will be able to recover the carrying amount of its assets as on March 31, 2021.

### Estimation of Uncertainties related to global health pandemic on COVID-19

#### Critical judgements, estimates and assumptions

#### 1. Impairment of property, plant and equipment

Each hotel property is an identifiable asset that generates cash inflows and is independent of the cash inflows of the other hotel properties, hence identified as cash generating units. The Group assesses the carrying amount of hotel properties (CGU) to determine whether there is any indication that those assets have suffered an impairment loss. Where the carrying amount of CGU exceeds its recoverable amount, the asset is considered impaired and is written down to its recoverable amount. An impairment loss (if any) is recognised in the statement of profit and loss.

While assessing the recoverable amount, the Group used the discounted cash flow approach including various significant estimates and assumptions such as forecast of future revenue, operating margins, growth rate and selection of the discount rates. The key assumptions used for the calculations are as follows:

| Particulars                          | As at<br>March 31, 2021 |
|--------------------------------------|-------------------------|
| Discount Rate (pre tax rate of WACC) | 12.00%                  |
| Long Term Growth Rate                | 5.00%                   |

As at March 31, 2021, the estimated recoverable amount of the CGU exceeded its carrying amount and the change in estimated future economic conditions on account of possible effects relating to COVID-19 is unlikely to cause the carrying amount to exceed the recoverable amount of the CGU.

#### 2. Impairment of Investment

The group assesses the carrying amounts of investment in subsidiaries and associates to determine whether there is any indication that those investments have suffered an impairment loss. Where the carrying amount of investments exceed its recoverable amount, the investment is considered impaired and is written down to its recoverable amount. An impairment loss (if any) is recognised in the statement of profit and loss.

# Notes to consolidated financial statements

## for the year ended March 31, 2021

While assessing the recoverable amount, the Group used the discounted cash flow approach including various significant assumptions such as forecast of future revenue, operating margins, growth rate and selection of the discount rates. The key assumptions used for the calculations are as follows:

| Particulars                          | As at<br>March 31, 2021 |
|--------------------------------------|-------------------------|
| Discount Rate (pre tax rate of WACC) | 12.00%                  |
| Long Term Growth Rate                | 5.00%                   |

As at March 31, 2021, the estimated recoverable amount of the investments exceeded its carrying amount and the change in estimated future economic conditions on account of possible effects relating to COVID-19 is unlikely to cause the carrying amount to exceed the recoverable amount of the investments.

### 3. Leases

The Group has taken certain land and land & building on long term lease basis. The lease agreements generally have an escalation clause and are generally non-cancellable. In assessing whether the Company is reasonably certain to exercise an option to extend a lease, or not to exercise an option to terminate a lease, it considers all relevant facts and circumstances that create an economic incentive for the Group to exercise the option to extend the lease, or not to exercise the option to terminate the lease. The Group evaluates if an arrangement qualifies to be a lease as per the requirements of IND AS 116. Identification of a lease requires judgment. The Group uses judgement in assessing the lease term and the applicable discount rate. The discount rate is generally based on the incremental borrowing rate.

### 4. Loss Allowance on trade receivables

An impairment analysis of trade receivables is performed at each reporting period based on the Group's history of collections, customer's creditworthiness, existing market conditions as well as forward looking estimates. In calculating expected credit loss, the Group has also considered the likelihood of consequential default considering emerging situations due to COVID-19 and has taken into account estimates of possible effect from the pandemic relating to COVID-19. Basis this assessment, the allowance for doubtful trade receivables as at March 31, 2021 is considered adequate.

### 34. Group information

The consolidated financial statements of the Group include subsidiaries, associates and limited liability partnership listed in the table below:

#### a) Subsidiaries under Direct Control

| S. No. | Name of the Company  | Principal activities        | Country of Incorporation | % of Interest (Equity & CCPS) |                |
|--------|--|-----------------------------|--------------------------|-------------------------------|----------------|
|        |  |                             |                          | March 31, 2021                | March 31, 2020 |
| 1.     | Carnation Hotels Private Limited   | Hotel Business              | India                    | 74.90%                        | 74.90%         |
| 2.     | Fleur Hotels Private Limited*  | Hotel Business              | India                    | 54.69%                        | 58.24%         |
| 3.     | Dandelion Hotels Private Limited   | Hotel Business              | India                    | 100%                          | 100%           |
| 4.     | Lemon Tree Hotel Company Private Limited   | Hotel Business              | India                    | 100%                          | 100%           |
| 5.     | PSK Resorts & Hotels Private Limited   | Hotel Business              | India                    | 100%                          | 100%           |
| 6.     | Canary Hotels Private Limited  | Hotel Business              | India                    | 100%                          | 100%           |
| 7.     | Grey Fox Project Management Company Private Limited                                  | Project management services | India                    | 100%                          | 100%           |
| 8.     | Oriole Dr Fresh Hotels Private Limited   | Hotel Business              | India                    | 100%                          | 100%           |
| 9.     | Red Fox Hotel Company Private Limited  | Hotel Business              | India                    | 100%                          | 100%           |
| 10.    | Sukhsagar Complexes Private Limited  | Hotel Business              | India                    | 100%                          | 100%           |
| 11.    | Manakin Resorts Private Limited (Subsidiary of PSK Resorts & Hotels Private Limited) | Hotel Business              | India                    | 10%                           | 10%            |
| 12.    | Poplar Homestead Holdings Private Limited  | Rental Housing              | India                    | 100%                          | 100%           |
| 13.    | Madder Stays Private Limited   | Rental Housing              | India                    | 100%                          | 100%           |
| 14.    | Jessamine Stays Private Limited  | Rental Housing              | India                    | 100%                          | 100%           |
| 15.    | Hamstede Living Private Limited (Subsidiary w.e.f 31st March 2021)                   | Rental Housing              | India                    | 97.50%                        | -              |



# Notes to consolidated financial statements

## for the year ended March 31, 2021

### b) Subsidiaries under Indirect Control

| S. No. | Name of the Company  | Principal activities       | Country of Incorporation | % of equity interest |                |
|--------|--|----------------------------|--------------------------|----------------------|----------------|
|        |  |                            |                          | March 31, 2021       | March 31, 2020 |
| 1.     | Manakin Resorts Private Limited (Subsidiary of PSK Resorts & Hotels Private Limited)                             | Hotel Business             | India                    | 90%                  | 90%            |
| 2.     | Celsia Hotels Private Limited (Subsidiary of Fleur Hotels Private Limited)*                                      | Hotel Business             | India                    | 54.69%               | 58.24%         |
| 3.     | Invoa Hotels & Resorts Limited (Subsidiary of Fleur Hotels Private Limited)*                                     | Hotel Business             | India                    | 54.69%               | 58.24%         |
| 4.     | IORA Hotels Private Limited (Subsidiary of Fleur Hotels Private Limited)*  | Hotel Business             | India                    | 54.69%               | 60.23%         |
| 5.     | Hyacinth Hotels Private Limited (Subsidiary of Fleur Hotels Private Limited)*                                    | Hotel Business             | India                    | 54.69%               | 58.24%         |
| 6.     | Bandhav Resorts Private Limited (Subsidiary of Fleur Hotels Private Limited)*                                    | Hotel Business             | India                    | 54.69%               | 58.24%         |
| 7.     | Ophrys Hotels Private Limited (Subsidiary of Fleur Hotels Private Limited)*                                      | Hotel Business             | India                    | 54.69%               | 58.24%         |
| 8.     | Valerian Management Services Private Limited (Subsidiary of Grey Fox Project Management Company Private Limited) | Project Designing Services | India                    | 100%                 | 100%           |
| 9.     | Berggruen Hotels Private Limited (Subsidiary of Fleur Hotels Private Limited)*                                   | Hotel Business             | India                    | 54.69%               | 58.24%         |
| 10.    | Begonia Hotels Private Limited*  | Hotel Business             | India                    | -                    | 74.11%         |
| 11.    | Nightingale Hotels Private Limited*  | Hotel Business             | India                    | -                    | 57.53%         |

\* Begonia Hotels Private Limited and Nightingale Hotels Private Limited (the Transferor Company) has been merged with Fleur Hotels Private Limited, scheme effective from March 31, 2021 and consequently effective percentage changed to 55.67% post allotment of shares to shareholders of Transferor company on April 20, 2021.

### c) Associate

| S. No. | Name of the Company   | Principal activities           | Country of Incorporation | % of equity interest |                |
|--------|---|--------------------------------|--------------------------|----------------------|----------------|
|        |   |                                |                          | March 31, 2021       | March 31, 2020 |
| 1.     | Mind Leaders Learning India Private Limited   | Learning & Development         | India                    | 36.56%               | 36.56%         |
| 2.     | Pelican Facilities Management Private Limited (Subsidiary of Mind Leaders Learning India Private Limited) | Facilities Management Services | India                    | 36.56%               | 36.56%         |
| 3.     | Glendale Marketing Services Private Limited (Subsidiary of Pelican Facilities Management Private Limited) | Facilities Management Services | India                    | 36.56%               | 36.56%         |
| 4.     | Hamstede Living Private Limited (upto March 30, 2021)   | Rental Housing                 | India                    | -                    | 30%            |

### d) Limited Liability Partnership

| S. No. | Name of the LLP  | Principal activities | Country of Incorporation | % of equity interest |                |
|--------|--|----------------------|--------------------------|----------------------|----------------|
|        |  |                      |                          | March 31, 2021       | March 31, 2020 |
| 1.     | Mezereon Hotels LLP (Capital contribution by Fleur Hotels Private Limited & Celsia Hotels Private Limited) | Hotel Business       | India                    | 54.69%               | 58.24%         |

# Notes to consolidated financial statements

for the year ended March 31, 2021

## (e) Statutory Group Information

| Name of the entity in the group                   | Net Assets, i.e., total assets minus total liabilities |             | Share in profit and loss             |            | Share in other Comprehensive income             |            | Share in total Comprehensive income |            |
|---|--|-------------|--------------------------------------|------------|---|------------|-------------------------------------|------------|
|   | As % of consolidated net assets                        | ₹ in lakhs  | As % of consolidated profit and loss | ₹ in lakhs | As % of consolidated other comprehensive income | ₹ in lakhs | As % of total comprehensive income  | ₹ in lakhs |
| <b>Parent</b>                                     |  |             |                                      |            |   |            |                                     |            |
| Lemon Tree Hotels Limited                         |  |             |                                      |            |   |            |                                     |            |
| Balance as at March 31, 2021                      | 14.75%   | 22,647.45   | 27.82%                               | (5,189.88) | 15.02%  | (3.33)     | 27.81%                              | (5,193.21) |
| Balance as at March 31, 2020                      | 14.51%   | 22,415.36   | 106.87%                              | (1,395.16) | 781.05%   | 9.72       | 106.23%                             | (1,385.45) |
| <b>Subsidiaries</b>                               |  |             |                                      |            |   |            |                                     |            |
| <b>1 Fleur Hotels Private Limited</b>             |  |             |                                      |            |   |            |                                     |            |
| Balance as at March 31, 2021                      | -15.93%  | (24,444.41) | 26.55%                               | (4,953.40) | -9.29%  | 2.06       | 26.51%                              | (4,951.34) |
| Balance as at March 31, 2020                      | -7.44%   | (11,487.98) | -37.53%                              | 489.90     | -411.33%  | (5.12)     | -37.17%                             | 484.78     |
| <b>2 Celsia Hotels Private Limited</b>            |  |             |                                      |            |   |            |                                     |            |
| Balance as at March 31, 2021                      | 2.57%  | 3,937.76    | 0.41%                                | (75.85)    | -1.32%  | 0.29       | 0.40%                               | (75.56)    |
| Balance as at March 31, 2020                      | 0.53%  | 812.62      | -34.63%                              | 452.02     | 6.98%   | 0.09       | -34.67%                             | 452.11     |
| <b>3 Mezereon Hotels LLP</b>                      |  |             |                                      |            |   |            |                                     |            |
| Balance as at March 31, 2021                      | 0.00%  | 0.80        | 0.00%                                | (0.01)     | 0.00%   | -          | 0.00%                               | (0.01)     |
| Balance as at March 31, 2020                      | 0.00%  | 0.80        | 0.00%                                | (0.06)     | 0.00%   | -          | 0.00%                               | (0.06)     |
| <b>4 Inovoa Hotels &amp; Resorts Limited</b>      |  |             |                                      |            |   |            |                                     |            |
| Balance as at March 31, 2021                      | 1.39%  | 2,130.39    | 0.97%                                | (180.92)   | -1.26%  | 0.28       | 0.97%                               | (180.64)   |
| Balance as at March 31, 2020                      | 1.31%  | 2,020.07    | -7.14%                               | 93.26      | 13.92%  | 0.17       | -7.16%                              | 93.43      |
| <b>5 PSK Resorts &amp; Hotels Private Limited</b> |  |             |                                      |            |   |            |                                     |            |
| Balance as at March 31, 2021                      | 0.00%  | 1.64        | 0.00%                                | (0.43)     | 0.00%   | 0.00       | 0.00%                               | (0.43)     |
| Balance as at March 31, 2020                      | 0.00%  | 0.07        | 0.08%                                | (1.04)     | 0.00%   | -          | 0.08%                               | (1.04)     |
| <b>6 Manakin Resorts Private Limited</b>          |  |             |                                      |            |   |            |                                     |            |
| Balance as at March 31, 2021                      | 0.48%  | 736.05      | 0.12%                                | (21.49)    | -18.34%   | 4.07       | 0.09%                               | (17.42)    |
| Balance as at March 31, 2020                      | 0.47%  | 722.17      | -1.43%                               | 18.64      | -146.67%  | -1.82      | -1.29%                              | 16.82      |
| <b>7 Canary Hotels Private Limited</b>            |  |             |                                      |            |   |            |                                     |            |
| Balance as at March 31, 2021                      | 1.35%  | 2,077.70    | 1.48%                                | (275.87)   | -1.25%  | 0.28       | 1.48%                               | (275.59)   |
| Balance as at March 31, 2020                      | 1.51%  | 2,330.77    | 4.87%                                | (63.62)    | 62.53%  | 0.78       | 4.82%                               | (62.84)    |

# Notes to consolidated financial statements

for the year ended March 31, 2021

| Name of the entity in the group                               | Net Assets, i.e., total assets minus total liabilities |             | Share in profit and loss             |            | Share in other Comprehensive income             |            | Share in total Comprehensive income |            |
|---|--|-------------|--------------------------------------|------------|---|------------|-------------------------------------|------------|
|   | As % of consolidated net assets                        | ₹ in lakhs  | As % of consolidated profit and loss | ₹ in lakhs | As % of consolidated other comprehensive income | ₹ in lakhs | As % of total comprehensive income  | ₹ in lakhs |
| <b>8</b> Hyacinth Hotels Private Limited                      |  |             |                                      |            |   |            |                                     |            |
| Balance as at March 31, 2021                                  | 4.78%  | 7,343.52    | 5.29%                                | (986.61)   | 0.11%   | (0.03)     | 5.28%                               | (986.64)   |
| Balance as at March 31, 2020                                  | 5.48%  | 8,472.35    | -4.86%                               | 63.41      | 0.29%   | 0.00       | -4.86%                              | 63.41      |
| <b>9</b> Sukhsagar Complexes Private Limited                  |  |             |                                      |            |   |            |                                     |            |
| Balance as at March 31, 2021                                  | 0.87%  | 1,330.29    | 1.40%                                | (260.95)   | 1.05%   | (0.23)     | 1.40%                               | (261.18)   |
| Balance as at March 31, 2020                                  | 1.05%  | 1,626.88    | 2.68%                                | (34.97)    | 34.68%  | 0.43       | 2.65%                               | (34.54)    |
| <b>10</b> Oriole Dr Fresh Hotels Private Limited              |  |             |                                      |            |   |            |                                     |            |
| Balance as at March 31, 2021                                  | 0.35%  | 532.32      | 1.77%                                | (330.81)   | -1.14%  | 0.25       | 1.77%                               | (330.56)   |
| Balance as at March 31, 2020                                  | 0.52%  | 805.72      | 3.45%                                | (45.09)    | -0.48%  | (0.01)     | 3.46%                               | (45.10)    |
| <b>11</b> Dandelion Hotels Private Limited                    |  |             |                                      |            |   |            |                                     |            |
| Balance as at March 31, 2021                                  | -7.47%   | (11,466.53) | 0.00%                                | (0.44)     | 0.00%   | 0.00       | 0.00%                               | (0.44)     |
| Balance as at March 31, 2020                                  | -7.42%   | (11,468.09) | 0.13%                                | (1.74)     | 0.00%   | -          | 0.13%                               | (1.74)     |
| <b>12</b> Carnation Hotels Private Limited                    |  |             |                                      |            |   |            |                                     |            |
| Balance as at March 31, 2021                                  | 0.52%  | 794.11      | 0.86%                                | (160.66)   | -2.38%  | 0.53       | 0.86%                               | (160.13)   |
| Balance as at March 31, 2020                                  | 1.76%  | 2,724.35    | -27.36%                              | 357.23     | 22.04%  | 0.27       | -27.41%                             | 357.50     |
| <b>13</b> Grey Fox Project Management Company Private Limited |  |             |                                      |            |   |            |                                     |            |
| Balance as at March 31, 2021                                  | 0.08%  | 124.39      | 0.00%                                | (0.00)     | 0.00%   | 0.00       | 0.00%                               | -          |
| Balance as at March 31, 2020                                  | 0.15%  | 228.54      | -0.06%                               | 0.79       | 0.54%   | 0.01       | -0.06%                              | 0.80       |
| <b>14</b> Red Fox Hotel Company Private Limited               |  |             |                                      |            |   |            |                                     |            |
| Balance as at March 31, 2021                                  | 0.00%  | (0.03)      | 0.00%                                | (0.39)     | 0.00%   | 0.00       | 0.00%                               | (0.39)     |
| Balance as at March 31, 2020                                  | 0.00%  | 0.37        | 0.03%                                | (0.40)     | 0.00%   | 0.00       | 0.03%                               | (0.40)     |

# Notes to consolidated financial statements

for the year ended March 31, 2021

| Name of the entity in the group                 | Net Assets, i.e., total assets minus total liabilities |            | Share in profit and loss             |            | Share in other Comprehensive income             |            | Share in total Comprehensive income |            |
|---|--|------------|--------------------------------------|------------|---|------------|-------------------------------------|------------|
|   | As % of consolidated net assets                        | ₹ in lakhs | As % of consolidated profit and loss | ₹ in lakhs | As % of consolidated other comprehensive income | ₹ in lakhs | As % of total comprehensive income  | ₹ in lakhs |
| 15 Lemon Tree Hotel Company Private Limited     |  |            |                                      |            |   |            |                                     |            |
| Balance as at March 31, 2021                    | 0.00%  | 0.05       | 0.00%                                | (0.29)     | 0.00%   | 0.00       | 0.00%                               | (0.29)     |
| Balance as at March 31, 2020                    | 0.00%  | 0.34       | 0.03%                                | (0.39)     | 0.00%   | -          | 0.03%                               | (0.39)     |
| 16 Valerian Management Services Private Limited |  |            |                                      |            |   |            |                                     |            |
| Balance as at March 31, 2021                    | 0.01%  | 9.51       | 0.04%                                | (6.95)     | 0.00%   | 0.00       | 0.04%                               | (6.95)     |
| Balance as at March 31, 2020                    | 0.01%  | 22.43      | 0.14%                                | (1.82)     | 0.00%   | -          | 0.14%                               | (1.82)     |
| 17 IORA Hotels Private Limited                  |  |            |                                      |            |   |            |                                     |            |
| Balance as at March 31, 2021                    | 22.20%   | 34,069.35  | 0.16%                                | (29.23)    | 0.00%   | 0.00       | 0.16%                               | (29.23)    |
| Balance as at March 31, 2020                    | 18.69%   | 28,867.54  | 1.72%                                | (22.43)    | 0.00%   | -          | 1.72%                               | (22.43)    |
| 18 Ophrys Hotels Private Limited                |  |            |                                      |            |   |            |                                     |            |
| Balance as at March 31, 2021                    | 0.00%  | 0.46       | 0.00%                                | (0.23)     | 0.00%   | 0.00       | 0.00%                               | (0.23)     |
| Balance as at March 31, 2020                    | 0.00%  | 0.62       | 0.02%                                | (0.28)     | 0.00%   | -          | 0.02%                               | (0.28)     |
| 19 Bandhav Resorts Private Limited              |  |            |                                      |            |   |            |                                     |            |
| Balance as at March 31, 2021                    | 1.54%  | 2,359.02   | 0.00%                                | (0.38)     | 0.00%   | 0.00       | 0.00%                               | (0.38)     |
| Balance as at March 31, 2020                    | 1.54%  | 2,384.38   | 1.28%                                | (16.71)    | 0.00%   | -          | 1.28%                               | (16.71)    |
| 20 Madder Stays Private Limited                 |  |            |                                      |            |   |            |                                     |            |
| Balance as at March 31, 2021                    | 0.00%  | 0.42       | 0.00%                                | (0.28)     | 0.00%   | 0.00       | 0.00%                               | (0.28)     |
| Balance as at March 31, 2020                    | 0.00%  | 0.70       | 0.01%                                | (0.16)     | 0.00%   | -          | 0.01%                               | (0.16)     |
| 21 Poplar Homestead Holdings Private Limited    |  |            |                                      |            |   |            |                                     |            |
| Balance as at March 31, 2021                    | 0.00%  | 0.41       | 0.00%                                | (0.28)     | 0.00%   | 0.00       | 0.00%                               | (0.28)     |
| Balance as at March 31, 2020                    | 0.00%  | 0.69       | 0.01%                                | (0.16)     | 0.00%   | -          | 0.01%                               | (0.16)     |

# Notes to consolidated financial statements

for the year ended March 31, 2021

| Name of the entity in the group                      | Net Assets, i.e., total assets minus total liabilities |                   | Share in profit and loss             |                    | Share in other Comprehensive income             |                | Share in total Comprehensive income |                    |
|--|--|-------------------|--------------------------------------|--------------------|---|----------------|-------------------------------------|--------------------|
|  | As % of consolidated net assets                        | ₹ in lakhs        | As % of consolidated profit and loss | ₹ in lakhs         | As % of consolidated other comprehensive income | ₹ in lakhs     | As % of total comprehensive income  | ₹ in lakhs         |
| 22 Jessamine Stays Private Limited                   | 0.00%  | 0.42              | 0.00%                                | (0.28)             | 0.00%   | 0.00           | 0.00%                               | (0.28)             |
| Balance as at March 31, 2021                         |  |                   |                                      |                    |   |                |                                     |                    |
| Balance as at March 31, 2020                         | 0.00%  | 0.70              | 0.01%                                | (0.15)             | 0.00%   | -              | 0.01%                               | (0.15)             |
| 23 Berggruen Hotels Private Limited                  | 32.07%   | 49,220.30         | 1.21%                                | (225.80)           | 71.79%  | (15.94)        | 1.29%                               | (241.74)           |
| Balance as at March 31, 2021                         |  |                   |                                      |                    |   |                |                                     |                    |
| Balance as at March 31, 2020                         | 8.03%  | 48,406.78         | 64.71%                               | (844.77)           | 0.00%   | -              | 64.77%                              | (844.77)           |
| 24 Hamstede Living Private Limited                   | 0.23%  | 352.48            | 0.03%                                | (5.40)             | 0.00%   | -              | 0.03%                               | (5.40)             |
| Balance as at March 31, 2021                         |  |                   |                                      |                    |   |                |                                     |                    |
| Balance as at March 31, 2020                         | 0.00%  | -                 | 0.00%                                | -                  | 0.00%   | -              | 0.00%                               | -                  |
| <b>Non-controlling interests in all subsidiaries</b> |  |                   |                                      |                    |   |                |                                     |                    |
| Balance as at March 31, 2021                         | 40.22%   | 61,738.99         | 31.88%                               | (5,947.35)         | 47.00%  | (10.43)        | 31.90%                              | (5,957.78)         |
| Balance as at March 31, 2020                         | 46.72%   | 55,587.94         | 26.95%                               | (351.75)           | -263.55%  | (3.28)         | 27.22%                              | (355.03)           |
| <b>Total Balance as at March 31, 2021</b>            | <b>100.00%</b>   | <b>153,496.83</b> | <b>100.00%</b>                       | <b>(18,654.17)</b> | <b>100.00%</b>                                  | <b>(22.20)</b> | <b>100.00%</b>                      | <b>(18,676.38)</b> |
| <b>Balance as at March 31, 2020</b>                  | <b>100.00%</b>   | <b>154,476.11</b> | <b>100.00%</b>                       | <b>(1,305.45)</b>  | <b>100.00%</b>                                  | <b>1.24</b>    | <b>100.00%</b>                      | <b>(1,304.22)</b>  |

# Notes to consolidated financial statements

## for the year ended March 31, 2021

### 35. Gratuity and other post-employment benefit plans

The Group has a defined benefit gratuity plan (funded). The gratuity plan is governed by the Payment of Gratuity Act, 1972. Under the act, employee who has completed five years of service is entitled to specific benefit. The level of benefits provided depends on the member's length of service and salary at retirement age. The fund has the form of a trust and it is governed by the board of trustees, which consists of an equal number of employer and employee representatives. The board of trustees is responsible for the administration of the plan assets and for the definition of the investment strategy. The trust fund has taken a scheme of insurance, whereby these contributions are transferred to the insurer. The group makes provision of such gratuity liability in the books of accounts on the basis of actuarial valuation as per the projected unit credit method.

| Benefit Liability | ₹ in lakhs              |                         |
|-------------------|-------------------------|-------------------------|
|                   | As at<br>March 31, 2021 | As at<br>March 31, 2020 |
| Gratuity plan     | 380.36                  | 299.98                  |
| <b>Total</b>      | <b>380.36</b>           | <b>299.98</b>           |

#### Risk analysis

Group is exposed to a number of risks in the defined benefit plans. Most significant risks pertaining to defined benefits plans and management estimation of the impact of these risks are as follows:

- Investment risk

The most of the Indian defined benefit plans are funded with Life Insurance Corporation of India. Group does not have any liberty to manage the fund provided to Life Insurance Corporation of India.

The present value of the defined benefit plan liability is calculated using a discount rate determined by reference to Government of India bonds for Group's Indian operations. If the return on plan asset is below this rate, it will create a plan deficit.

- Interest risk

A decrease in the interest rate on plan assets will increase the plan liability.

- Longevity risk/life expectancy

The present value of the defined benefit plan liability is calculated by reference to the best estimate of the mortality of plan participants both during and at the end of the employment. Increases in the life expectancy of the plan participants will increase the plan liability.

- Salary growth risk

The present value of the defined benefit plan liability is calculated by reference to the future salaries of plan participants. An increase in the salary of the plan participants will increase the plan liability.

# Notes to consolidated financial statements

for the year ended March 31, 2021

Changes in the defined benefit obligation and fair value of plan assets as at March 31, 2021:

|                            | Cost charged to profit or loss |              |                             |              | Remeasurement gains/(losses) in other comprehensive income                 |  |   |                        | March 31, 2021 |                           |                           |               |
|----------------------------|--------------------------------|--------------|-----------------------------|--------------|--|--|---|------------------------|----------------|---------------------------|---------------------------|---------------|
|                            | Opening Balance                | Service cost | Net interest expense/income | Sub-total    | Return on plan assets (excluding amounts included in net interest expense) | Remeasurement changes arising from demographic assumptions | Remeasurement changes arising from changes in financial assumptions | Experience adjustments |                | Sub-total included in OCI | Contributions by employer |               |
| Defined benefit obligation | 564.12                         | -            | 65.14                       | 28.68        | 93.82  | (71.59)  | -   | 6.05                   | 22.59          | 28.64                     | -                         | 614.99        |
| Fair value of plan assets  | 264.14                         | -            | -                           | 12.88        | 12.88  | (45.76)  | 3.22  | -                      | -              | -                         | 0.15                      | 234.63        |
| <b>Benefit liability</b>   | <b>299.98</b>                  | <b>-</b>     | <b>65.14</b>                | <b>15.80</b> | <b>80.94</b>   | <b>(25.83)</b>   | <b>(3.22)</b>   | <b>6.05</b>            | <b>22.59</b>   | <b>28.64</b>              | <b>0.15</b>               | <b>380.36</b> |

Changes in the defined benefit obligation and fair value of plan assets as at March 31, 2020:

|                            | Cost charged to profit or loss |              |                             |              | Remeasurement gains/(losses) in other comprehensive income                 |  |   |                        | March 31, 2021 |                           |                           |               |
|----------------------------|--------------------------------|--------------|-----------------------------|--------------|--|--|---|------------------------|----------------|---------------------------|---------------------------|---------------|
|                            | Opening Balance                | Service cost | Net interest expense/income | Sub-total    | Return on plan assets (excluding amounts included in net interest expense) | Remeasurement changes arising from demographic assumptions | Remeasurement changes arising from changes in financial assumptions | Experience adjustments |                | Sub-total included in OCI | Contributions by employer |               |
| Defined benefit obligation | 429.70                         | 149.96       | 98.80                       | 38.36        | 137.16   | (56.66)  | -   | 9.32                   | (99.97)        | (96.04)                   | -                         | 564.12        |
| Fair value of plan assets  | 165.60                         | 81.86        | -                           | 17.90        | (48.86)  | (2.27)   | 2.27  | -                      | -              | (2.27)                    | 49.91                     | 264.14        |
| <b>Benefit liability</b>   | <b>264.10</b>                  | <b>68.10</b> | <b>98.80</b>                | <b>20.46</b> | <b>122.56</b>  | <b>(7.80)</b>  | <b>2.27</b>   | <b>9.32</b>            | <b>(99.97)</b> | <b>(93.77)</b>            | <b>(49.91)</b>            | <b>299.98</b> |

# Notes to consolidated financial statements

## for the year ended March 31, 2021

The major categories of plan assets of the fair value of the total plan assets are as follows:

| Particular                                      | As at<br>March 31, 2021 | As at<br>March 31, 2020 |
|---|-------------------------|-------------------------|
| <b>Unquoted investments:</b>                    |                         |                         |
| Asset invested in insurance scheme with the LIC | 100%                    | 100%                    |
| <b>Total</b>                                    | <b>100%</b>             | <b>100%</b>             |

The principal assumptions used in determining gratuity obligations for the Group's plans are shown below:

| Particular                               | As at<br>March 31, 2021 | As at<br>March 31, 2020 |
|--|-------------------------|-------------------------|
| <b>Discount rate:</b>                    | <b>%</b>                | <b>%</b>                |
| Pension plan                             | 5.30% to 7.00%          | 5.30% to 7.00%          |
| <b>Future salary increases:</b>          |                         |                         |
| Pension plan                             | 5.00                    | 5.00                    |
| <b>Life expectation for pensioners :</b> | <b>Years</b>            | <b>Years</b>            |
| <b>Pension plan</b>                      |                         |                         |
| Male                                     | 60                      | 60                      |
| Female                                   | 60                      | 60                      |

A quantitative sensitivity analysis for significant assumption as at March 31, 2021 is as shown below:

India gratuity plan:

| Assumptions                          | ₹ in lakhs     |                |                |                |
|--------------------------------------|----------------|----------------|----------------|----------------|
|                                      | March 31, 2021 | March 31, 2021 | March 31, 2021 | March 31, 2021 |
|                                      | Discount rate  |                | Discount rate  |                |
| Sensitivity Level                    | 1% increase    | 1% decrease    | 1% increase    | 1% decrease    |
| Impact on defined benefit obligation | (13.79)        | 14.79          | 14.64          | (13.92)        |

| Assumptions                          | ₹ in lakhs     |                |                |                |
|--------------------------------------|----------------|----------------|----------------|----------------|
|                                      | March 31, 2020 | March 31, 2020 | March 31, 2020 | March 31, 2020 |
|                                      | Discount rate  |                | Discount rate  |                |
| Sensitivity Level                    | 1% increase    | 1% decrease    | 1% increase    | 1% decrease    |
| Impact on defined benefit obligation | (70.70)        | 82.66          | (81.15)        | 72.04          |

The sensitivity analysis above have been determined based on a method that extrapolates the impact on defined benefit obligation as a result of reasonable changes in key assumptions occurring at the end of the reporting period.

The following payments are expected contributions to the defined benefit plan in future years:

| Duration (Years)               | ₹ in lakhs                           |                                      |
|--------------------------------|--------------------------------------|--------------------------------------|
|                                | For the year ended<br>March 31, 2021 | For the year ended<br>March 31, 2020 |
| 1                              | 270.98                               | 282.17                               |
| 2                              | 75.46                                | 79.47                                |
| 3                              | 56.85                                | 63.28                                |
| 4                              | 46.46                                | 50.04                                |
| 5                              | 39.55                                | 43.18                                |
| Above 5                        | 106.82                               | 118.97                               |
| <b>Total expected payments</b> | <b>596.12</b>                        | <b>637.11</b>                        |

The average duration of the defined benefit plan obligation at the end of the reporting period is 4.09 years (March 31, 2020: 4.05 years).



# Notes to consolidated financial statements

## for the year ended March 31, 2021

### 36. Commitments and contingencies

#### a. Leases

##### Operating lease commitments — Group as lessee

The Group has taken office premises and hotel properties and staff hostels/others under operating lease agreements. These are generally cancellable and are renewable by mutual consent on mutually agreed terms except for few properties (including hotel property at Indore, Aurangabad, Gurgaon (2 properties), New Delhi Chandigarh, Banjara Hills Hyderabad, Goa and Dehradun). The lease for hotel property at Indore, Aurangabad, Gurgaon (2 properties), New Delhi, Chandigarh, Banjara Hills Hyderabad, Goa and Dehradun are non-cancellable for a period of twenty-nine, twenty-two, thirty, twenty-two, twenty-seven, sixty, thirty, twenty-five and twenty-nine years respectively.

##### Transition to Ind AS 116

Effective April 1, 2019, the Group adopted Ind AS 116 “Leases” and applied the standard to all Lease contracts existing on April 1, 2019 using the modified retrospective method and has taken the cumulative adjustment to retained earnings, on the date of initial application. Consequently, the Group recorded the lease liability at the present value of the lease payments discounted at the incremental borrowing rate and the right of use asset at its carrying amount as if the standard has been applied since the commencement date of the lease, but discounted at the Group’s incremental borrowing rate at the date of initial application. Comparatives as at March 31, 2019 and for the year ended March 31, 2019 have not been retrospectively adjusted and therefore will continue to be reported under the accounting policies included in the audited financial statements for the year ended March 31, 2019.

##### Group as a lessee:

For transition, the Group has assessed whether the contract is, or contains, the lease. The Group has elected not to apply the requirements of IND AS 116 to leases for which the underlying asset is of low value on a lease-by-lease basis and the leases with less than 12 months of lease term on the date of initial application. The Company has used a single discount rate to a portfolio of leases with similar characteristics. The Group has applied its incremental borrowing rate for lease liabilities recognised in the balance sheet at the date of initial application.

The weighted average of incremental borrowing rate applied to lease liabilities, as at April 01, 2019 is 9.39%.

On transition, the Group recognised a lease liability measured at the present value of the remaining lease payments as at April 1, 2019. The right-of-use asset is recognised at its carrying amount as if the standard has been applied since the commencement of the lease, but discounted using the lessee’s incremental borrowing rate as at April 1, 2019. Accordingly, a right-of-use asset of ₹ 31,247.44 lakhs and a corresponding lease liability of ₹ 41,309.36 lakhs have been recognized. The cumulative effect on transition in retained earnings net of taxes is ₹ 5,610.90 lakhs (including a deferred tax of ₹ 2,893.43 lakhs). On application of Ind AS 116, the nature of expenses has changed from lease rent in previous periods to depreciation cost for the right-of-use asset, and finance cost for interest accrued on lease liability.

# Notes to consolidated financial statements

## for the year ended March 31, 2021

The impact of Ind AS 116 as at 1<sup>st</sup> April 2019 on the balance sheet line items is as follows:

|                                     | As at April 1, 2019<br>(Before Ind AS 116) | Ind AS 116<br>Adjustments | As at April 1, 2019<br>(Post INDAS) |
|-------------------------------------|--|---------------------------|-------------------------------------|
| <b>Assets</b>                       |  |                           |                                     |
| <b>Non-current assets</b>           |  |                           |                                     |
| Right of use assets                 | -  | 31,247.44                 | 31,247.44                           |
| Capital work in progress            | 2,077.70                                   | (520.10)                  | 1,557.60                            |
| Deferred tax assets (net)           | 484.59                                     | 2,408.84                  | 2,893.43                            |
| <b>Total Assets</b>                 | <b>2,562.29</b>                            | <b>33,136.18</b>          | <b>35,698.47</b>                    |
| <b>Equity and Liabilities</b>       |  |                           |                                     |
| Other Equity                        | (784.50)                                   | (4,826.40)                | (5,610.90)                          |
| <b>Non-Current</b>                  |  |                           |                                     |
| Financial liabilities               |  |                           |                                     |
| Lease Liabilities                   |  | 41,231.82                 | 41,231.82                           |
| Other current liabilities           | 3,346.79                                   | (3,346.79)                | -                                   |
| <b>Current</b>                      |  |                           |                                     |
| Financial liabilities               |  |                           |                                     |
| Lease Liabilities                   |  | 77.54                     | 77.54                               |
| <b>Total Equity and Liabilities</b> | <b>2,562.29</b>                            | <b>33,136.18</b>          | <b>35,698.46</b>                    |

### b. Commitments

Estimated amount of contracts remaining to be executed on capital account and not provided for:

Estimated amount of contracts remaining to be executed and not provided for March 31, 2021 ₹ 8,483.89 lakhs (March 31, 2020 ₹ 3,282.45 lakhs)

### c. Contingent liabilities

#### (i) Legal claim contingency

| Particular  | ₹ in lakhs              |                         |
|---|-------------------------|-------------------------|
|   | As at<br>March 31, 2021 | As at<br>March 31, 2020 |
| Counter Guarantees given in respect of guarantees issued by Company's bankers | 1,936.73                | 1,937.56                |
| Service tax   | 311.38                  | 311.38                  |
| Luxury tax  | 42.45                   | 42.45                   |
| VAT   | 12.92                   | 12.92                   |
| Income Tax  | 7.19                    | 23.60                   |
| Matters pending with consumer court   | 22.80                   | 22.80                   |
| <b>Total</b>  | <b>2,333.47</b>         | <b>2,350.71</b>         |

The Group's pending litigations above pertains to proceedings pending with Income Tax, Excise, Sales/VAT tax and other authorities. The Group has reviewed all its pending litigations and proceedings and has adequately provided for where provisions are required and disclosed as contingent liabilities where applicable, in its financial statements. The Group does not expect the outcome of these proceedings to have a materially adverse effect on its financial statements.

- (ii) During the earlier years, the Parent Company and one of the subsidiary company, Hyacinth Hotels Private Limited (collectively known as "Companies") had received a show cause notice dated April 25, 2014 from Collector of Stamps, Delhi ("Department"), wherein the department was of the view that prima facie the companies has not paid stamp duty as per Indian Stamp Act, 1899 on right to use the land given by Delhi International Airport (P) Ltd. (DIAL) under the Development Agreement dated

# Notes to consolidated financial statements

## for the year ended March 31, 2021

May 25, 2009 ("DA"). The Companies contested the matter and the Department pursuant to the response received from all the developers of area where the Companies project is located, and arguments thereon, passed a common order on July 14, 2014 ("Order") and subsequently, the Companies and its directors received show cause notice dated August 14, 2014 from the Department as to why criminal prosecution for non- payment of requisite stamp duty should not be initiated against them. The Company along with certain other developers had filed a writ petition before the Honorable High Court of Delhi (HC) and the HC vide its order dated August 25, 2014 has granted ex- parte interim stay from all proceedings under the Order including the said show cause notice dated August 14, 2014. Further, the Hon'ble High Court of Delhi vide its order dated January 18, 2019, has allowed the Petition and has quashed the Show Cause Notice dated April 25, 2014 and the Impugned Order dated July 14, 2014 and the show cause Notices dated August 14, 2014 and disposed the matter.

- (iii) Hyacinth Hotels Private Limited, one of the subsidiary company, has received a demand from South Delhi Municipal Corporation ("the Authority") wherein the Authority has called upon the subsidiary company to pay an amount of ₹ 68.20 lakhs (for the financial Years 2010-11 to financial years 2013-2014) towards annual value in respect of the hotel property situated in Hospitality District, Aerocity. The Subsidiary Company filed a writ petition in the high court against the said order. Pending adjudication, the High Court had given interim stay directing the subsidiary company to deposit ₹ 25 lakhs. The management based upon its assessment and expert's advice believes that any further liability against the aforesaid demand (including the demand for any subsequent year) is improbable to crystallize.
- (iv) Malviya National Institute of Technology, Jaipur ("MNIT") filed an application before the Sub-divisional Officer ("SDO"), Jaipur against, among others, Sukhsagar Complexes Private Limited (one of the subsidiary), alleging that a portion of the land on which Red Fox Hotel, Jaipur has been constructed is owned by MNIT. Pursuant to an order dated December 31, 1999, the SDO, Jaipur, recorded certain land bearing khasra number 102/433 in the name of Gulab Chand and certain others, while removing the name of Malviya Regional Engineering College, the predecessor entity to MNIT. Against the order of the SDO, MNIT filed an appeal (appeal no. 327/2013) before the Divisional Commissioner, Jaipur ("Commissioner"), against Gulab Chand, Girdharilal Maninar and Gopal DasJohar, being the previous owners of the property sold to Sukhsagar, and also, among others, Sukhsagar, stating that Sukhsagar and Devashish Builders Private Limited had encroached on the land belonging to MNIT. The appeal was dismissed by the Commissioner pursuant to an order dated January 8, 2013 and the order passed by the SDO, dated December 31, 1999, was confirmed. Subsequently, Sukhsagar filed a review petition before the Commissioner challenging the order dated January 8, 2013 on grounds of certain procedural irregularities. The Commissioner, through an order dated September 4, 2013, recalled its previous order dated January 8, 2013. The Commissioner eventually dismissed the appeal filed by MNIT through an order dated September 11, 2013. MNIT filed a writ petition before the High Court of Rajasthan challenging the order of the Commissioner, dated September 11, 2013. The proceedings have taken up and last listed on February 13, 2019 for further proceedings, and is likely to be listed in due course. The proceedings are in progress & the management based upon its assessment and expert's advice believes that any liability is improbable to crystallize.
- (v) During the previous year, Meringue Hotels Private Limited (now amalgamated with Fleur Hotels Private Limited) has amicably settled pending matter pertaining to show cause notice received under Employee State Insurance, Act, 1948 ("ESIC Act") for recovery of ₹ 2.16 Million vide notice dated October 2015 and agreed to make outstanding dues of Rs.11,97,142/- to ESIC. The Employees Insurance Court, Mumbai, vide order dated February 13, 2020, disposed of the matter as settled between the parties.
- (vi) Oriole Dr.Fresh Hotels Private Limited (a subsidiary company) filed an arbitration petition (arbitration petition No. 160/2012), against the Delhi Developmental Authority (the "DDA") seeking quashing of invocation of a bank guarantee amounting to ₹ 102.80lakhs by DDA, recovery of ₹ 25 lakhs as compensation alleging harassment and mental agony, recovery of ₹ 10 lakhs towards cost of proceedings, and interest at the rate of 18% on blocked amount from December 28, 2010 till the date of return of pay order. This dispute pertains to an agreement for construction of a hotel by the subsidiary in Kondli, Delhi, entered into with DDA, as a successful bidder in an auction process conducted for this purpose. As per such agreement the subsidiary was required to provide a bank guarantee of ₹ 102.80 lakhs as performance security. The DDA allegedly sought to encash the bank guarantee on December 21, 2011 on grounds of non-performance of contractual obligations by the subsidiary. Consequently, on March 12, 2012 Oriole sent a notice of commencement of arbitration to DDA and on May 31, 2012, the subsidiary obtained an injunction (OMP No. 1/2012) from the High Court of Delhi restraining DDA and Axis Bank Limited from proceeding with the encashment of the bank guarantee until the completion of the arbitration proceedings. An arbitral tribunal was constituted on September 28, 2012 and Oriole filed its statement of claims on November 8, 2012. Evidence concluded on November 30, 2017. Presently, the proceedings are at the final arguments stage. On March 13, 2020, the learned Arbitrator has directed to file the written synopsis and further, the matter is likely to be scheduled in due course. The proceedings are in progress

# Notes to consolidated financial statements

## for the year ended March 31, 2021

and the management based upon its assessment and expert's advice believes that any further liability against the aforesaid demand is improbable to crystallize.

### (vii) Note on Provident Fund:

Based upon the legal opinion obtained by the management, Group is not required to create provisions in books of accounts in view of the judgement of the Hon'ble Supreme court in the case of Vivekananda Vidyamandir vs Regional Provident Fund Commissioner (II), West Bengal and subsequent dismissal of review petition by Hon'ble Supreme court in the case of review petition No. 001972-001973/2019 in civil appeal 3965-3966 in the matter of Surya Roshni Ltd Vs Employees Provident Fund and Another.

Considering the equitable cause, the High Courts may give prospective effect to the judgement which can be done in exercise of inherent powers of High Court under Article 226 of the constitution of India.

In case of the Group, retrospective effect is remote and at present uniformity is maintained across all brands/grades.

(viii) Berggruen Hotels Private Limited (a subsidiary company) has entered into a lease agreement in April, 2008 with the land owners of the Baroda property to construct a hotel in the said property pursuant to which sum of ₹ 100 Lakhs has been paid to the property owners as refundable security deposit. As per the Lease agreement, on execution of the said Lease Deed, owners were obliged to deliver to the Subsidiary Company, vacant and peaceful possession of the said property and to demolish existing structure standing thereon in order to enable the Subsidiary company to construct the proposed hotel on the said property. More than five years have elapsed since execution of the said Lease Deed and despite various assurances and promises, the owners have failed to hand over possession of the said property and hence the Subsidiary Company terminated the lease agreement and asked immediately to refund the refundable security deposit alongwith interest at the rate of 25% per annum. Subsequent to termination of the lease agreement, the Subsidiary Company has also filed the case against owners for recovery of monies paid to them alongwith the interest. The Subsidiary Company expects the judgment in its favour.

### (ix) Note on Social Security

The Code on Wages, 2019 and Code on social security, 2020 ("the codes") relating to employee compensation and post-employment benefits that received Presidential assent have not been notified. Further, the related rules for quantifying the financial impact have not been notified. The Group will assess the impact of the codes when the rules are notified and will record any related impact in the period in which the Codes become effective.

## 37. Employee Stock Option Plans:

### a) Stock options granted on and after April 1, 2006.

The share-based payment scheme provided to the employees is as follows:

|  |   |
|--|---|
| Date of grant                          | September 1, 2006, April 1, 2007, October 1, 2007, April 1, 2008, January 12, 2009, April 1, 2009, April 1, 2010, October 1, 2010, April 1, 2011, April 1, 2012, April 1, 2015, January 1, 2018 |
| Date of Board Approval of plan         | July 18, 2006   |
| Date of Shareholder's approval of plan | August 25, 2006   |
| Number of options granted              | 13,249,207  |
| Method of Settlement                   | Equity  |
| Vesting Period                         | 12-48 months & 15-39 months   |
| Exercise Period                        | 5 years from the date of vesting  |
| Vesting Conditions                     | Employee remaining in the employment of the enterprise during the vesting period.   |

# Notes to consolidated financial statements

## for the year ended March 31, 2021

Details of vesting:

| Vesting period from the grant date | Vesting Schedule* |
|------------------------------------|-------------------|
| On completion of 12 months         | 10%               |
| On completion of 24 months         | 20%               |
| On completion of 36 months         | 30%               |
| On completion of 48 months         | 40%               |

\*All ESOP's under ESOP Plan 2006 are granted as per general vesting schedule defined in the scheme except for ESOP's granted on 12<sup>th</sup> January 2009, 328,008 ESOP's granted on April 1, 2012 and 487,000 ESOP's granted on January 1, 2018 for which specific vesting schedule was decided.

Parent Company has issued/forfeited Nil shares (March 31, 2020:Nil) during the year on exercise of options granted under the employee stock option plan (ESOP)

### 38. Related Party Transactions

| Names of related parties   |  |
|--|--|
| <b>Key Management Personnel</b>  | - Mr. Patanjali Govind Keswani (Chairman and Managing Director)  |
|  | - Mr. Rattan Keswani (Deputy Managing Director)  |
|  | - Mr. Ravi Kant Jaipuria (Director) (upto March 23, 2021)  |
|  | - Mr. Niten Malhan (Independent Director) (w.e.f November 6, 2020)   |
|  | - Mr. Anish Kumar Saraf (Director) (upto May 29, 2020)   |
|  | - Mr. Willem Albertus Hazeleger (Director)   |
|  | - Mr. Aditya Madhav Keswani (Director)   |
|  | - Mr. Pradeep Mathur (Independent Director)  |
|  | - Mr. Paramartha Saikia (Independent Director)   |
|  | - Ms. Freyan Jamshed Desai (Independent Director)  |
|  | - Mr. Ashish Kumar Guha (Independent Director)   |
|  | - Mr. Arindam Kumar Bhattacharya (Independent Director (w.e.f 11 <sup>th</sup> April, 2019)  |
|  | - Mr. Arvind Singhania (Independent Director)  |
| <b>Key Management Personnel / Individuals having significant influence and their relatives (in Subsidiaries)</b> | -Mr. Rattan Keswani (Whole Time Director of Carnation Hotels Private Limited)  |
|  | -Mr. Rajesh Kumar (Whole Time Director of Canary Hotels Private Limited)   |
|  | -Mr. Sumant Jaidka (Whole Time Director of Inovia Hotels & Resorts Limited)  |
|  | -Mr. Rajeev Janveja (Whole Time Director of Nightingale Hotels Private Limited which has been merged with Fleur Hotels Private Limited w.e.f March 31, 2021) |
|  | -Ms. Natasha Yashpal (Whole Time Director of Iora Hotels Private Limited (w.e.f. 26 <sup>th</sup> September, 2019)   |
|  | -Ms. Anshu Sarin (Whole Time Director & CEO of Berggruen Hotels Private Limited) (w.e.f. 13 <sup>th</sup> February, 2020)                                    |
| <b>Enterprises owned or significantly influenced by key management personnel or their relatives</b>              | - Toucan Real Estates Private Limited  |
| <b>Associates</b>  | - Mind Leaders Learning India Private Limited  |
|  | - Pelican Facilities Management Private Limited  |
|  | - Hamstede Living Private Limited (till March 30, 2021)  |
|  | - Glendale Marketing Services Private Limited (formerly known as Vulture Management Services Private Limited (w.e.f December 10, 2019)                       |

# Notes to consolidated financial statements

## for the year ended March 31, 2021

Additional related parties as per Companies Act 2013 with whom transactions have taken place during the year:

Chief Financial Officer : Mr. Kapil Sharma

Company Secretary : Mr. Nikhil Sethi

The following table provides the total amount of transactions that have been entered into with related parties for the relevant financial year.

|                                     |            |   |   |  | ₹ in lakhs |
|-------------------------------------|------------|---|---|--|------------|
| Transactions with Related Party     | Year Ended | Key Management Personnel (Managing Director, Whole time director, manager and other managerial personnel) | Key Management Personnel (Managing Director, Whole time director, manager and other managerial personnel) of Subsidiaries | Enterprises owned or significantly influenced by key management personnel or their relatives | Associates |
| <b>Remuneration paid</b>            |            |   |   |  |            |
| Mr. Patanjali Govind Keswani        | 31-Mar-21  | 38.36   | -   | -  | -          |
|                                     | 31-Mar-20  | 348.47  | -   | -  | -          |
| Mr. Rattan Keswani                  | 31-Mar-21  | -   | 127.11  | -  | -          |
|                                     | 31-Mar-20  | -   | 253.82  | -  | -          |
| Mr. Sumant Jaidka                   | 31-Mar-21  | -   | 30.32   | -  | -          |
|                                     | 31-Mar-20  | -   | 62.42   | -  | -          |
| Mr. Rajesh Kumar                    | 31-Mar-21  | -   | 25.43   | -  | -          |
|                                     | 31-Mar-20  | -   | 46.24   | -  | -          |
| Ms. Natasha Yashpal                 | 31-Mar-21  | -   | 19.94   | -  | -          |
|                                     | 31-Mar-20  | -   | 17.01   | -  | -          |
| Ms. Anshu Sarin                     | 31-Mar-21  | -   | 91.48   | -  | -          |
|                                     | 31-Mar-20  | -   | 51.26   | -  | -          |
| Mr. Kapil Sharma                    | 31-Mar-21  | 75.80   | -   | -  | -          |
|                                     | 31-Mar-20  | 113.68  | -   | -  | -          |
| Mr. Nikhil Sethi                    | 31-Mar-21  | 24.83   | -   | -  | -          |
|                                     | 31-Mar-20  | 38.23   | -   | -  | -          |
| Mr. Rajeev Janveja                  | 31-Mar-21  | -   | 18.45   | -  | -          |
|                                     | 31-Mar-20  | -   | -   | -  | -          |
| <b>Advance given to party</b>       |            |   |   |  |            |
| Toucan Real Estate Private Limited  | 31-Mar-21  | -   | -   | 8.32   | -          |
|                                     | 31-Mar-20  | -   | -   | 8.33   | -          |
| <b>Purchase of shares from</b>      |            |   |   |  |            |
| Patanjali G Keswani                 | 31-Mar-21  | 0.02  | -   | -  | -          |
|                                     | 31-Mar-20  | -   | -   | -  | -          |
| Toucan Real Estates Private Limited | 31-Mar-21  | -   | -   | 0.04   | -          |
|                                     | 31-Mar-20  | -   | -   | -  | -          |

# Notes to consolidated financial statements

for the year ended March 31, 2021

| Transactions with Related Party                       | Year Ended | Key Management Personnel (Managing Director, Whole time director, manager and other managerial personnel) | Key Management Personnel (Managing Director, Whole time director, manager and other managerial personnel) of Subsidiaries | Enterprises owned or significantly influenced by key management personnel or their relatives | Associates |
|---|------------|---|---|--|------------|
| <b>Sitting Fee paid</b>                               |            |   |   |  |            |
| Mr. Arvind Singhania                                  | 31-Mar-21  | 0.75  | -   | -  | -          |
|   | 31-Mar-20  | 0.50  | -   | -  | -          |
| Mr. Ashish Kumar Guha                                 | 31-Mar-21  | 1.75  | 1.60  | -  | -          |
|   | 31-Mar-20  | 1.75  | 2.10  | -  | -          |
| Ms. Freyan Jamshed Desai                              | 31-Mar-21  | 1.85  | -   | -  | -          |
|   | 31-Mar-20  | 1.55  | -   | -  | -          |
| Mr. Niten Malhan                                      | 31-Mar-21  | 0.80  | 0.35  | -  | -          |
|   | 31-Mar-20  | -   | -   | -  | -          |
| Mr. Paramartha Saikia                                 | 31-Mar-21  | 2.05  | 1.50  | -  | -          |
|   | 31-Mar-20  | 2.05  | 2.10  | -  | -          |
| Mr. Pradeep Mathur                                    | 31-Mar-21  | 2.05  | 1.40  | -  | -          |
|   | 31-Mar-20  | 1.50  | 1.20  | -  | -          |
| <b>Subscription in Share capital of the Associate</b> |            |   |   |  |            |
| Hamstede Living Private Limited in Preference shares  | 31-Mar-21  | -   | -   | -  | -          |
|   | 31-Mar-20  | -   | -   | -  | 600.00     |
| <b>Advance given to the party</b>                     |            |   |   |  |            |
| Toucan Real Estate Private Limited                    | 31-Mar-21  | -   | -   | 8.32   | -          |
|   | 31-Mar-20  | -   | -   | -  | -          |
| <b>Rent Received</b>                                  |            |   |   |  |            |
| Hamstede Living Private Limited                       | 31-Mar-21  | -   | -   | -  | -          |
|   | 31-Mar-20  | -   | -   | -  | 34.49      |
| Mind Leaders Learning India Private Limited           | 31-Mar-21  | -   | -   | -  | -          |
|   | 31-Mar-20  | -   | -   | -  | 26.52      |
| <b>Sale of Services</b>                               |            |   |   |  |            |
| Hamstede Living Private Limited                       | 31-Mar-21  | -   | -   | -  | 0.02       |
|   | 31-Mar-20  | -   | -   | -  | 31.54      |
| <b>Training Fee Paid(Gross)</b>                       |            |   |   |  |            |
| Mind Leaders Learning India Private Limited           | 31-Mar-21  | -   | -   | -  | 80.30      |
|   | 31-Mar-20  | -   | -   | -  | 214.28     |

# Notes to consolidated financial statements

## for the year ended March 31, 2021

| Transactions with Related Party  | Year Ended | Key Management Personnel (Managing Director, Whole time director, manager and other managerial personnel) | Key Management Personnel (Managing Director, Whole time director, manager and other managerial personnel) of Subsidiaries | Enterprises owned or significantly influenced by key management personnel or their relatives | Associates |
|--|------------|---|---|--|------------|
| <b>Balances outstanding at the year-end - Trade Payable/ Other Current Liabilities</b> |            |   |   |  |            |
| Mr. Kapil Sharma   | 31-Mar-21  | 0.09  | -   | -  | -          |
|  | 31-Mar-20  | 0.80  | -   | -  | -          |
| Mr. Rattan Keswani   | 31-Mar-21  | -   | 0.77  | -  | -          |
|  | 31-Mar-20  | -   | 0.91  | -  | -          |
| Mr. Rajeev Janveja   | 31-Mar-21  | -   | 1.93  | -  | -          |
|  | 31-Mar-20  | -   | 1.03  | -  | -          |
| Mr. Sumant Jaidka  | 31-Mar-21  | -   | 8.40  | -  | -          |
|  | 31-Mar-20  | -   | 4.83  | -  | -          |
| Ms. Natasha Yashpal  | 31-Mar-21  | -   | -   | -  | -          |
|  | 31-Mar-20  | -   | 0.52  | -  | -          |
| Others   | 31-Mar-21  | 1.08  | -   | -  | -          |
|  | 31-Mar-20  | 0.54  | 0.68  | -  | -          |
| Mind Leaders Learning India Private Limited  | 31-Mar-21  | -   | -   | -  | 33.82      |
|  | 31-Mar-20  | -   | -   | -  | 13.56      |
| <b>Balances outstanding at the year-end – Loans &amp; Advances</b>                     |            |   |   |  |            |
| Toucan Real Estate Pri-vate Limited  | 31-Mar-21  |   |   | 351.29   | -          |
|  | 31-Mar-20  |   |   | 342.97   | -          |
| Hamstede Living Private Limited  | 31-Mar-21  | -   | -   | -  | -          |
|  | 31-Mar-20  | -   | -   | -  | 136.72     |

### Terms and conditions of transactions with related parties

Outstanding balances with related parties at the year-end are unsecured and interest free and settlement occurs in cash. For the year ended March 31, 2021, the Group has not recorded any impairment of receivables relating to amounts owed by related parties (March 31, 2020: ₹ Nil). This assessment is undertaken each financial year through examining the financial position of the related party and the market in which the related party operates.

### Commitments with related parties

The Group has not entered into any commitments with related parties during the year.



# Notes to consolidated financial statements

## for the year ended March 31, 2021

### 39. Fair value measurement

This section gives an overview of the significance of financial instruments for the Group and provides additional information on the balance sheet. Details of significant accounting policies, including the criteria for recognition, the basis of measurement and the basis on which income and expenses are recognised, in respect of each class of financial asset, financial liability and equity instrument

#### a. Financial assets

| Particulars  | ₹ in lakhs              |                  |                         |                  |
|--|-------------------------|------------------|-------------------------|------------------|
|  | As at<br>March 31, 2021 |                  | As at<br>March 31, 2020 |                  |
|  | FVTPL                   | Amortised Cost   | FVTPL                   | Amortised Cost   |
| <b>Financial Assets</b>                                  |                         |                  |                         |                  |
| Trade Receivables  | -                       | 3,081.88         | -                       | 5,027.09         |
| Investments  | 291.83                  | -                | 641.97                  | -                |
| Security Deposits  | -                       | 5,447.01         | -                       | 4,439.13         |
| Other bank balances (including fixed deposit under lien) | -                       | 2,523.93         | -                       | 1,226.76         |
| Cash and Cash Equivalents                                | -                       | 12,745.72        | -                       | 4,081.73         |
| Interest accrued on deposit with banks                   | -                       | 806.18           | -                       | 694.50           |
| Loans  | -                       | 87.46            | -                       | 118.88           |
| <b>Total Financial Assets</b>                            | <b>291.83</b>           | <b>24,692.18</b> | <b>641.97</b>           | <b>15,628.09</b> |

Note: The financial assets above do not include investments in associates which are measured at cost in accordance with Ind AS 101, Ind AS 27 and Ind AS 28.

| Particulars                        | ₹ in lakhs     |                   |                |                   |
|------------------------------------|----------------|-------------------|----------------|-------------------|
|                                    | March 31, 2021 |                   | March 31, 2020 |                   |
|                                    | FVTPL          | Amortised Cost    | FVTPL          | Amortised Cost    |
| <b>Financial Liabilities</b>       |                |                   |                |                   |
| Borrowings                         | -              | 157,307.13        | -              | 151,047.04        |
| Trade Payables                     | -              | 7,875.48          | -              | 8,421.96          |
| Other Financial Liabilities        | -              | 13,587.42         | -              | 12,880.31         |
| Lease Liabilities (Non-current)    | -              | 46,707.29         | -              | 46,188.08         |
| Lease Liabilities (Current)        | -              | 88.21             | -              | 77.54             |
| <b>Total Financial Liabilities</b> | <b>-</b>       | <b>225,565.53</b> | <b>-</b>       | <b>218,614.92</b> |

#### b. Fair value measurement hierarchy for assets and liabilities

##### Fair value measurement

Fair value is the price that would be received to sell an asset or paid to transfer a liability in an orderly transaction between market participants at the measurement date under current market conditions.

The Group categorizes assets and liabilities measured at fair value into one of three levels depending on the ability to observe inputs employed in their measurement which are described as follows:

##### i) Level 1

Inputs are quoted prices (unadjusted) in active markets for identical assets or liabilities.

##### ii) Level 2

Inputs are inputs that are observable, either directly or indirectly, other than quoted prices included within level 1 for the asset or liability.

# Notes to consolidated financial statements

## for the year ended March 31, 2021

### iii) Level 3

Inputs are unobservable inputs for the asset or liability reflecting significant modifications to observable related market data or Group's assumptions about pricing by market participants.

The following table provides the fair value measurement hierarchy of the Group's assets and liabilities:

#### Financial assets and liabilities measured at fair value

| Particulars                           | ₹ in lakhs              |         |         |        |
|---------------------------------------|-------------------------|---------|---------|--------|
|                                       | As at<br>March 31, 2021 |         |         |        |
|                                       | Level 1                 | Level 2 | Level 3 | Total  |
| <b>Financial assets</b>               |                         |         |         |        |
| <b>Financial investments as FVTPL</b> |                         |         |         |        |
| Quoted mutual funds                   | 91.12                   | -       | -       | 91.12  |
| Unquoted equity instruments           | -                       | -       | 200.71  | 200.71 |

| Particulars                           | ₹ in lakhs              |         |         |        |
|---------------------------------------|-------------------------|---------|---------|--------|
|                                       | As at<br>March 31, 2020 |         |         |        |
|                                       | Level 1                 | Level 2 | Level 3 | Total  |
| <b>Financial assets</b>               |                         |         |         |        |
| <b>Financial investments as FVTPL</b> |                         |         |         |        |
| Quoted mutual funds                   | 441.37                  | -       | -       | 441.37 |
| Unquoted equity instruments           | -                       | -       | 200.60  | 200.60 |

The management assessed that fair values of cash and cash equivalents, trade receivables, trade payables, bank overdrafts, other current financial assets and other current financial liabilities approximates their carrying amounts largely due to the short-term maturities of these instruments.

The fair values of loans, security deposits, borrowings and other financial assets and liabilities are considered to be the same as their carrying values, as there is an immaterial change in the lending rates.

The following methods and assumptions were used to estimate the fair values:

- The fair values of the unquoted equity shares have been estimated using net assets basis. The valuation requires management to make certain assumptions about the model inputs, including forecast cash flows, discount rate, credit risk and volatility. The probabilities of the various estimates within the range can be reasonably assessed and are used in management's estimate of fair value for these unquoted equity investments.
- The fair values of the investment in mutual funds have been estimated based on NAV of the assets at each reporting date

#### 40. Financial risk management objectives and policies

The Group's principal financial liabilities comprise loans and borrowings, trade and other payables. The main purpose of these financial liabilities is to finance the Group's operations and to support its operations. The Group's financial assets include loans, trade and other receivables, and cash & cash equivalents that derive directly from its operations.

The Group is exposed to market risk, credit risk and liquidity risk. The Group's senior management oversees the management of these risks. The Group's senior management advises on financial risks and the appropriate financial risk governance framework for the Group. The Group's financial risk activities are governed by appropriate policies and procedure and that financial risks are identified, measured and managed in accordance with the Group's policies and risk objectives. The Board of Directors reviews and agrees policies for managing each risk, which are summarised as below:

# Notes to consolidated financial statements

## for the year ended March 31, 2021

### Market risk

Market risk is the risk that the fair value of future cash flows of a financial instrument will fluctuate because of changes in market prices. Market risk comprises of interest rate risk. Financial instruments affected by market risk include loans and borrowings.

### Interest rate risk

Interest rate risk is the risk that the fair value or future cash flows of a financial instrument will fluctuate because of changes in market interest rates. The Group's exposure to the risk of changes in market interest rates relates primarily to the Group's long-term debt obligations with floating interest rates. The Group is carrying its borrowings primarily at variable rate. The Group expects the variable rate to decline, accordingly the Group is currently carrying its loans at variable interest rates.

| Particular               | ₹ in lakhs              |                         |
|--------------------------|-------------------------|-------------------------|
|                          | As at<br>March 31, 2021 | As at<br>March 31, 2020 |
| Variable rate borrowings | 167,917.42              | 154,797.69              |
| Fixed rate borrowings    | 609.19                  | 677.03                  |

### Interest rate sensitivity

The following table demonstrates the sensitivity to a reasonably possible change in interest rates on that portion of loans and borrowings affected. With all other variables held constant, the Group's profit before tax is affected through the impact on floating rate borrowings, as follows:

|                       | Increase/<br>decrease in<br>basis points | Effect on profit<br>before tax |
|-----------------------|--|--------------------------------|
| <b>March 31, 2021</b> |  |                                |
| INR                   | 50                                       | (849.35)                       |
| INR                   | -50                                      | 849.35                         |
| <b>March 31, 2020</b> |  |                                |
| INR                   | 50                                       | (680.77)                       |
| INR                   | -50                                      | 680.77                         |

### Foreign currency risk

Foreign currency risk is the risk that the fair value or future cash flows of an exposure will fluctuate because of changes in foreign exchange rates. The Group has no exposure in foreign currency.

### Credit risk

Credit risk is the risk that counterparty will not meet its obligations under a financial instrument or customer contract, leading to a financial loss. The Group is exposed to credit risk from its operating activities (primarily trade receivables and deposits to landlords) and from its financing activities, including deposits with banks and financial institutions, and other financial instruments.

#### (a) Trade receivables

Customer credit risk is managed by each business location subject to the Group's established policy, procedures and control relating to customer credit risk management. Credit quality of a customer is assessed and individual credit limits are defined in accordance with the assessment both in terms of number of days and amount.

An impairment analysis is performed at each reporting date on an individual basis for major clients. In addition, a large number of minor receivables are grouped into homogenous groups and assessed for impairment collectively. The maximum exposure to credit risk at the reporting date is the carrying value of each class of financial assets disclosed in Note 12. The Group does not hold collateral as security.

# Notes to consolidated financial statements

## for the year ended March 31, 2021

₹ in lakhs

| Ageing                | 31-March-21 | 31-March-20 |
|-----------------------|-------------|-------------|
| Not due               | -           | -           |
| 0-60 days past due    | 1,813.44    | 3,519.86    |
| 61-120 days past due  | 299.60      | 835.14      |
| 121-180 days past due | 256.50      | 208.15      |
| 180-365 days past due | 318.38      | 221.15      |
| More than 365 days    | 393.96      | 242.79      |

### Provision for doubtful debts (including provision for expected credit loss)

| Ageing                | 31-March-21 | 31-March-20 |
|-----------------------|-------------|-------------|
| Not due               | -           | -           |
| 0-60 days past due    | 2.16        | -           |
| 61-120 days past due  | 2.06        | -           |
| 121-180 days past due | 6.17        | -           |
| 180-365 days past due | 18.06       | -           |
| More than 365 days    | 1,616.38    | 1548.69     |

### Reconciliation of provision for doubtful debts - Trade receivables (including provision for expected credit loss)

|                           | 31-March-21 | 31-March-20 |
|---------------------------|-------------|-------------|
| Provision as at beginning | 1548.69     | 40.77       |
| Addition during the year  | 196.14      | 1507.92     |
| Reversal during the year  | 100.00      | -           |
| Utilized during the year  | -           | -           |
| Provision as at closing   | 1644.83     | 1548.69     |

### Reconciliation of provision for doubtful debts - Loans and deposits

|                          | 31-March-21 | 31-March-20 |
|--------------------------|-------------|-------------|
| Provision at beginning   | 8.75        | 8.75        |
| Addition during the year | -           | -           |
| Reversal during the year | 8.75        | -           |
| Utilised during the year | -           | -           |
| Provision at closing     | -           | 8.75        |

## (b) Financial instruments and cash deposits

Credit risk from balances with banks is managed by the Group's treasury department in accordance with the Group's policy. Investment of surplus funds are made only with approved counterparties and within credit limits assigned to each counterparty. The Group's maximum exposure to credit risk for the components of the balance sheet at March 31 2021 and March 31 2020 is the carrying amount as illustrated in Note 14(i).

### Liquidity risk

The Group monitors its risk of a shortage of funds by estimating the future cash flows. The Group's objective is to maintain a balance between continuity of funding and flexibility through the use of bank overdrafts, cash credit facilities and bank loans. The Group assessed the concentration of risk with respect to refinancing its debt and concluded it to be low. The Group has access to a sufficient variety of sources of funding and debt maturity within 12 months can be rolled over with existing lenders. As at March 31, 2021, the group had available ₹ 4,633 lakhs (March 31, 2020: ₹ 3,890 lakhs) of undrawn committed borrowing facilities.

# Notes to consolidated financial statements

## for the year ended March 31, 2021

The table below summarises the maturity profile of the Group's financial liabilities based on contractual undiscounted payments.

| ₹ in lakhs                              |                  |                    |                 |                  |                  |                   |
|---|------------------|--------------------|-----------------|------------------|------------------|-------------------|
| Particulars                             | On demand        | Less than 3 months | 3 to 12 months  | 1 to 5 years     | > 5 years        | Total             |
| <b>Year ended March 31, 2021</b>        |                  |                    |                 |                  |                  |                   |
| Borrowings (other than lease liability) | 5,955.98         | 1,634.03           | 9,600.36        | 71,351.90        | 79,984.35        | 168,526.61        |
| Trade and other payables                | 7,875.48         | -                  | -               | -                | -                | 7,875.48          |
| Other Financial Liabilities             | 2,367.94         | -                  | -               | -                | -                | 2,367.94          |
|   | <b>16,199.40</b> | <b>1,634.03</b>    | <b>9,600.36</b> | <b>71,351.90</b> | <b>79,984.35</b> | <b>178,770.03</b> |
| <b>Year ended March 31, 2020</b>        |                  |                    |                 |                  |                  |                   |
| Borrowings (other than lease liability) | 5,957.53         | -                  | 5,737.59        | 49,518.67        | 94,382.15        | 155,595.94        |
| Trade and other payables                | 8,421.96         | -                  | -               | -                | -                | 8,421.96          |
| Other Financial Liabilities             | 8,452.64         | -                  | -               | -                | -                | 8,452.64          |
|   | <b>22,832.13</b> | <b>-</b>           | <b>5,737.59</b> | <b>49,518.67</b> | <b>94,382.15</b> | <b>172,470.54</b> |

Future minimum rentals payable under non-cancellable operating leases as at year end are, as follows:

| ₹ in lakhs  |                      |                      |
|---|----------------------|----------------------|
| Particulars                                       | As at March 31, 2021 | As at March 31, 2020 |
| <b>Minimum Lease Payments :</b>                   |                      |                      |
| Not later than one year                           | 4,084.04             | 3,911.41             |
| Later than one year but not later than five years | 17,879.41            | 17,136.31            |
| Later than five years                             | 108,959.25           | 113,516.48           |
| <b>Total</b>                                      | <b>130,922.70</b>    | <b>134,564.20</b>    |

#### 41. Capital management

For the purpose of the Group's capital management, capital includes issued equity capital, share premium and all other equity reserves attributable to the equity holders of the Group. The primary objective of the Group's capital management is to maximise the shareholder value.

The Group manages its capital structure and makes adjustments in light of changes in economic conditions and the requirements of the financial covenants. To maintain or adjust the capital structure, the Group may adjust the dividend payment to shareholders, return capital to shareholders or issue new shares. The Group monitors capital using a gearing ratio, which is net debt divided by total capital plus net debt. The Group includes within net debt, interest bearing loans and borrowings, trade payables, less cash and cash equivalents.

| ₹ in lakhs                                |                   |                   |
|---|-------------------|-------------------|
| Particulars                               | March 31, 2021    | March 31, 2020    |
| Borrowings (Note 19 and 22)               | 168,526.61        | 155,474.71        |
| Trade payables (Note 22)                  | 7,875.48          | 8,421.96          |
| Less: cash and cash equivalents (Note 13) | 12,745.72         | 4,081.73          |
| <b>Net debt</b>                           | <b>163,656.37</b> | <b>159,814.94</b> |
| Total capital                             | 153,496.83        | 154,476.11        |
| <b>Capital and net debt</b>               | <b>317,153.20</b> | <b>314,291.04</b> |
| Gearing ratio                             | 52%               | 51%               |

In order to achieve this overall objective, the Group's capital management, amongst other things, aims to ensure that it meets financial covenants attached to the interest-bearing loans and borrowings that define capital structure requirements.

Breaches in meeting the financial covenants would permit the bank to immediately call loans and borrowings. There have been no breaches in the financial covenants of any interest-bearing loans and borrowing in the current period.

No changes were made in the objectives, policies or processes for managing capital during the year ended March 31, 2021 and March 31, 2020.

# Notes to consolidated financial statements

## for the year ended March 31, 2021

### 42. Segment Reporting

The Group is into Hoteliering business. The Board of Directors of the Parent Company, which has been identified as being the chief operating decision maker (CODM), evaluates the Company performance, allocate resources based on the analysis of the various performance indicator of the Company as a single unit. Therefore, there is no reportable segment for the Company as per the requirements of Ind AS 108 – “Operating Segments”.

Information about geographical areas

The Company has only domestic operations and hence no information required for the Company as per the requirements of Ind AS 108 – “Operating Segments”.

Information about major customers

No customer individually accounted for more than 10% of the revenue.

43. The Group in the earlier years paid conversion charges of ₹ 603.98 lakhs in respect of land taken for lease of 60 years for construction of hotel building. The Group has amortized ₹ 10.07 lakhs (Previous year ₹ 10.07 lakhs) during the year in accordance with its accounting policy of amortizing the conversion charges over the period of lease as mentioned in Note 2.1 (k) above. The balance amount of ₹ 482.35 lakhs (March 31, 2020: ₹ 492.41 lakhs) has been included in Right to use assets.
44. On November 1, 2019, Fleur Hotels Private Limited, the subsidiary company of Lemon Tree Hotels Limited, acquired 100% share capital representing 5,45,51,616 shares of Berggruen Hotel Private Limited engaged in the business of owning, operating and managing hotels. The business acquisition was conducted by entering into a share purchase agreement for the total net consideration (including other related expenses) of ₹ 49,504.16 Lakhs paid to Berggruen Investment, Mauritius (Seller) in cash (funded partly through issuance of CCPS to existing shareholders and partly from internal accruals).
45. During the earlier years, one of the subsidiary had entered into an Infrastructure development and services agreement with Delhi International Airport Limited (DIAL) to develop two hotels at Aero City, New Delhi for an initial term of 27 years, extendable at the option of the Subsidiary for an additional period of 30 years provided DIAL gets the extension from Airport Authority of India. DIAL is committed to take over the building at ‘Book values’, as defined in the aforesaid agreement in case the agreement is not extended further.
46. During the year, the Parent Company has received Rs. Nil (Previous Year: March 31, 2020: ₹ 135 lakhs) towards relinquishment of right according to settlement agreement entered into with the Developer with respect to purchase of certain parts of built-up structure along with proportionate interest in the land to establish and operate a four-star hotel at Jaipur with penalty as per Honorable High Court of Delhi (HC) order.
47. **Changes in Ownership interest in Subsidiaries**
- (a) During the year, the parent company has purchased additional 67.50% additional stake in Hamstede Living Private Limited (associate company upto March 30, 2021) and has achieved business combination in stages and accordingly remeasure its previously held equity interest on the acquisition date fair value and recognise the resulting gain of ₹ 199.28 lakhs in capital reserve in Other Equity.
- (b) During the year, Fleur Hotels Private Limited (Subsidiary Company) has issued and allotted 53,76,340 Compulsorily Convertible Preference Shares (“CCPS”) to APG Strategic Real Estate Pool N.V (“Existing Shareholder”) at an issue price of ₹ 325.50 per share (including premium of ₹ 315.50 per share) on June 22, 2020 at an aggregate consideration of ₹ 175 Crores. As a result of this the shareholding of M/s APG Strategic Real Estate Pool N.V. (‘the investor’) in Fleur Hotels Private Limited (along with its subsidiaries) has increased to 44.33% (on fully dilutive basis) from earlier 41.76%. In view of this, difference between the amount by which the non-controlling interests are adjusted and the consideration received, has recognized in “Capital reserve” in Other equity of ₹ 5,365.96 lakhs as it attribute to the owners of the parent.
- (c) Adjustment of ₹ 16,589.00 lakhs in respect of change in ownership interest of subsidiary during the year ended March 31, 2020 has been reclassified from non-controlling interest to Equity attributable to owners of the parent in the previous year balances as at March 31, 2020, since the change did not result in loss of control by the Parent. The reclassification did not result in change in total equity.
48. The carrying amount of goodwill has been allocated to CGUs as follows:

| Particulars   | ₹ in lakhs      |
|---|-----------------|
|   | Amount          |
| Berggruen Hotels Private Limited (subsidiary of Fleur Hotels Private Limited) (7 units) | 8,832.41        |
| Bandhav Resorts Private Limited (1 unit)  | 673.42          |
| Others  | 2.61            |
| <b>Total</b>  | <b>9,508.44</b> |

# Notes to consolidated financial statements

## for the year ended March 31, 2021

The Group tests goodwill annually for impairment, or more frequently if there are indications that goodwill might be impaired.

The recoverable amount of the Berggruen Hotels Private Limited and Bandhav Resorts Private Limited as a cash-generating unit is determined based on a value in use calculation which uses cash flow projections based on financial budgets approved by the directors beyond five year period and a pre-tax WACC rate of 12% (2019-20: 12.5%) and terminal growth rate of 5% (2019-20: 5.5%).

The key assumptions used by management in setting the financial budgets were as follows:

- (i) Forecast sales growth rates: Forecast sales growth rates are based on past experience adjusted for historic measures and market trends analyzed through independent valuer.
- (ii) Operating profits: Operating profits are forecast based on historical experience of operating margins, adjusted for the impact of changes to product costs and cost saving initiatives.

### Sensitivity analysis:

The Group has conducted an analysis of the sensitivity of the impairment test to changes in the key assumptions used to determine the recoverable amount for each of the group of CGUs to which goodwill is allocated. The Management believe that any reasonably possible change in the key assumptions on which the recoverable amount of Berggruen Hotels Private Limited and Bandhav Resorts Private Limited is based would not cause the aggregate carrying amount to exceed the aggregate recoverable amount of the related CGUs.

#### 49. Details of dues to Micro, Small and Medium Enterprises as per MSMED Act, 2006.

| Particular   | ₹ in lakhs              |                         |
|--|-------------------------|-------------------------|
|  | As at<br>March 31, 2021 | As at<br>March 31, 2020 |
| The principal amount and the interest due thereon remaining unpaid to any supplier as at the end of each accounting year   | 316.80                  | 239.51                  |
| The amount of interest paid by the buyer in terms of section 16 of the Micro Small and Medium Enterprise Development Act, 2006 along with the amounts of the payment made to the supplier beyond the appointed day during each accounting year   | Nil                     | Nil                     |
| The amount of interest due and payable for the period of delay in making payment (which have been paid but beyond the appointed day during the year) but without adding the interest specified under Micro Small and Medium Enterprise Development Act, 2006.  | Nil                     | Nil                     |
| The amount of interest accrued and remaining unpaid at the end of each accounting year; and  | Nil                     | Nil                     |
| The amount of further interest remaining due and payable even in the succeeding years, until such date when the interest dues as above are actually paid to the small enterprise for the purpose of disallowance as a deductible expenditure under section 23 of the Micro Small and Medium Enterprise Development Act, 2006 | Nil                     | Nil                     |

50. The Group does not have any long term contracts including derivative contracts for which there are any material foreseeable losses.

51. There has been no amounts which were required to be transferred to the Investor Education and Protection Fund by the Group.

For and on behalf of the Board of Directors of  
Lemon Tree Hotels Limited

Patanjali G. Keswani  
(Chairman & Managing Director)  
DIN-00002974

Kapil Sharma  
(Chief Financial Officer)

Nikhil Sethi  
(Group Company Secretary  
& GM Legal)  
Mem. no. - A18883

Place : New Delhi  
Date : June 15, 2021

# INDEPENDENT AUDITOR'S REPORT

## To The Members of Lemon Tree Hotels Limited

### Report on the Audit of the Standalone Financial Statements

#### Opinion

We have audited the accompanying standalone financial statements of Lemon Tree Hotels Limited ("the Company"), which comprise the Balance Sheet as at March 31, 2021, and the Statement of Profit and Loss (including Other Comprehensive Income), the Cash Flow Statement and the Statement of Changes in Equity for the year then ended, and a summary of significant accounting policies and other explanatory information.

In our opinion and to the best of our information and according to the explanations given to us, and based on the consideration of report of the other auditor on separate financial statements of the Trust referred to in the Other Matters section below, the aforesaid standalone financial statements give the information required by the Companies Act, 2013 ("the Act") in the manner so required and give a true and fair view in conformity with the Indian Accounting Standards prescribed under section 133 of the Act read with the Companies (Indian Accounting Standards) Rules, 2015, as amended, ("Ind AS") and other accounting principles generally accepted in India, of the state of affairs of the Company as at March 31, 2021, and its loss, total comprehensive loss, its cash flows and the changes in equity for the year ended on that date.

#### Basis for Opinion

We conducted our audit of the standalone financial statements in accordance with the Standards on Auditing specified under section 143(10) of the Act (SAs). Our responsibilities under those Standards are further described in the Auditor's Responsibility for the Audit of the Standalone Financial Statements section

of our report. We are independent of the Company in accordance with the Code of Ethics issued by the Institute of Chartered Accountants of India (ICAI) together with the ethical requirements that are relevant to our audit of the standalone financial statements under the provisions of the Act and the Rules made thereunder, and we have fulfilled our other ethical responsibilities in accordance with these requirements and the ICAI's Code of Ethics. We believe that the audit evidence obtained by us and the audit evidence obtained by the other auditors in terms of their report referred to in the Other Matters section below, is sufficient and appropriate to provide a basis for our audit opinion on the standalone financial statements.

#### Emphasis of Matter

Attention is invited to Note 29 of the standalone financial statements which sets out the Company's assessment of going concern assumption and financial impact on account of COVID 19 pandemic situation. Based on these assessments, the management has concluded that the Company will continue as a going concern and will be able to meet all of its obligations as well as recover the carrying amount of its assets as on March 31, 2021.

Our opinion is not modified in respect of this matter.

#### Key Audit Matters

Key audit matters are those matters that, in our professional judgment, were of most significance in our audit of the standalone financial statements of the current period. These matters were addressed in the context of our audit of the standalone financial statements as a whole, and in forming our opinion thereon, and we do not provide a separate opinion on these matters. We have determined the matters described below to be the key audit matters to be communicated in our report.

| Key Audit Matter   | Auditor's Response   |
|--|--|
| <p><b>Impairment of Investment in subsidiaries and associates (Refer Note 29(2) to the Standalone Financial Statements)</b></p> <p>At each reporting period, the Company assesses the carrying amounts of investment in subsidiaries and associates to determine whether there is any indication that those investments have suffered an impairment loss. If any indication exists, the Company estimates the investment's recoverable amount. Where the carrying amount of CGU exceeds its recoverable amount, the investment is considered impaired and is written down to its recoverable amount.</p> <p>The Company holds investment in subsidiaries and associates located in India amounting to INR 79,278.35 lacs as at March 31, 2021.</p> <p>The Company has undertaken an assessment of indicators of impairment in respect of the investment in subsidiaries and associates as mentioned in Note 8 of the standalone financial statements considering the qualitative factors such as current economic situation of the hospitality industry.</p> | <p><b>Principal audit procedures performed:</b></p> <p>Obtained an understanding and assessed the Company's impairment process and tested the design and implementation of internal control established to the estimates and judgments for the carrying values of investment in subsidiaries and associates.</p> <p>Our audit procedures include challenging management on the appropriateness of the impairment models by performing the following:</p> <p>i) Assessed the reasonableness of the assumptions used to determine the fair value of investment in subsidiaries and associates, including discount rate and long term growth rate, using our valuation expertise;</p> <p>ii) Assessed the reliability of cash flow forecasts through a review of actual past performance;</p> |



| Key Audit Matter  | Auditor's Response   |
|---|--|
| <p>To assess the recoverability of the investment in subsidiaries and associates, management is required to make significant estimates and assumptions related to forecast of future revenue, operating margins, growth rate and selection of the discount rates. The Company used the discounted cash flow approach to determine the recoverable value of the investments. Further, the Company has appointed independent valuer to calculate the fair value of certain hotels owned by these subsidiary Companies.</p> <p>We have identified the estimation of the recoverable amount of the investments as a key audit matter because these assumptions are of particular importance due to the level of uncertainties and judgment involved, thus changes in these assumptions could have a significant impact on the recoverable value of the investments.</p>   | <p>iii) Challenged the assumptions used in the cash flow forecasts, which includes occupancy rate, average room rate along with impact of COVID-19 on the same. To consider forecasting risk we also performed sensitivity analysis over these assumptions.</p> <p>We have tested the arithmetical accuracy of the impairment model.</p> <p>We have assessed the net worth of the subsidiaries and associates on the basis of latest available financial statements.</p> <p>We have checked the computation of the Company's share in that respective company's enterprise value (EV) and Compared the book value of investments as at the balance sheet date with the amount calculated.</p> <p>We have assessed the disclosures made by the Company in relation to this matter.</p>  |
| <p><b>Impairment assessment of hotel properties<br/>(Refer Note 29(2) to the Standalone Financial Statements)</b></p> <p>At each reporting period, the Company assesses the carrying amounts of hotel properties (CGU) to determine whether there is any indication that those assets have suffered an impairment loss. If any indication exists, the Company estimates the asset's recoverable amount.</p> <p>To assess the recoverability of the CGU, management is required to make significant estimates and assumptions related to forecast of future revenue, operating margins, growth rate and selection of the discount rates. The Company used the discounted cash flow approach to determine the recoverable value of the CGU. These assumptions are of particular importance due to the level of uncertainties and judgment involved, thus changes in these assumptions could have a significant impact on the recoverable value of the hotel properties.</p> <p>We have identified the estimation of the recoverable amount of the hotel properties as a key audit matter because these assumptions are of particular importance due to the level of uncertainties and judgment involved, thus changes in these assumptions could have a significant impact on the recoverable value of the CGU.</p> | <p><b>Principal audit procedures performed:</b></p> <p>Obtained an understanding of the Company's process for projecting the future cash flows and evaluated the significant assumptions used for determining the recoverable amount of CGU.</p> <p>Tested the design, implementation and operating effectiveness of relevant internal controls relating to estimate of future cash flows for the purpose of determining recoverable amount of CGU.</p> <p>Our assessment included:</p> <ul style="list-style-type: none"> <li>i) Challenged Company's key market related assumptions used in the model including discount rate, long term growth rates against external data, using our valuation expertise;</li> <li>ii) Assessed the reliability of cash flow forecasts through a review of actual past performance;</li> <li>iii) Challenged the assumptions used in the cash flow forecasts which includes occupancy rate, average room rate along with impact of COVID-19 on the same. To consider forecasting risk we also performed sensitivity analysis over these assumptions.</li> </ul> <p>We have used valuation specialist to assess the appropriateness of the weighted average cost of capital used in the determining recoverable amount.</p> <p>We have tested the arithmetical accuracy of the model and assessed the disclosures made by the Company in relation to this matter.</p> |

### Information Other than the Financial Statements and Auditor's Report Thereon

The Company's Board of Directors is responsible for the other information. The other information comprises the information included in the Management Discussion & Analysis, Board's Report, Business Responsibility Report and Report on Corporate Governance, but does not include the standalone financial statements and our auditor's report thereon.

Our opinion on the standalone financial statements does not cover the other information and we do not express any form of assurance conclusion thereon.

In connection with our audit of the standalone financial statements, our responsibility is to read the other information and, in doing so, consider whether the other information is materially inconsistent with the standalone financial statements or our knowledge obtained during the course of our audit or otherwise appears to be materially misstated.

If, based on the work we have performed, we conclude that there is a material misstatement of this other information, we are required to report that fact. We have nothing to report in this regard.

### Management's Responsibility for the Standalone Financial Statements

The Company's Board of Directors is responsible for the matters stated in section 134(5) of the Act with respect to the preparation of these standalone financial statements that give a true and fair view of the financial position, financial performance including other comprehensive income, cash flows and changes in equity of the Company in accordance with the Ind AS and other accounting principles generally accepted in India. This responsibility also includes maintenance of adequate accounting records in accordance with the provisions of the Act for safeguarding the assets of the Company and for preventing and detecting frauds and other irregularities; selection and application of appropriate accounting policies; making judgments and estimates that are reasonable and prudent; and design, implementation and maintenance of adequate internal financial controls, that were operating effectively for ensuring the accuracy and completeness of the accounting records, relevant to the preparation and presentation of the standalone financial statement that give a true and fair view and are free from material misstatement, whether due to fraud or error.

In preparing the standalone financial statements, management is responsible for assessing the Company's ability to continue as a going concern, disclosing, as applicable, matters related to going concern and using the going concern basis of accounting unless management either intends to liquidate the Company or to cease operations, or has no realistic alternative but to do so.

Those Board of Directors are also responsible for overseeing the Company's financial reporting process.

### Auditor's Responsibility for the Audit of the Standalone Financial Statements

Our objectives are to obtain reasonable assurance about whether the standalone financial statements as a whole are free from material misstatement, whether due to fraud or error, and to issue an auditor's report that includes our opinion. Reasonable assurance is a high level of assurance, but is not a guarantee that an audit conducted in accordance with SAs will always detect a material misstatement when it exists. Misstatements can arise from fraud or error and are considered material if, individually or in the aggregate, they could reasonably be expected to influence the economic decisions of users taken on the basis of these standalone financial statements.

As part of an audit in accordance with SAs, we exercise professional judgment and maintain professional skepticism throughout the audit. We also:

- Identify and assess the risks of material misstatement of the standalone financial statements, whether due to fraud or error, design and perform audit procedures responsive to those risks, and obtain audit evidence that is sufficient and appropriate to provide a basis for our opinion. The risk of not detecting a material misstatement resulting from fraud is higher than for one resulting from error, as fraud may involve collusion, forgery, intentional omissions, misrepresentations, or the override of internal control.
- Obtain an understanding of internal financial control relevant to the audit in order to design audit procedures that are appropriate in the circumstances. Under section 143(3)(i) of the Act, we are also responsible for expressing our opinion on whether the Company has adequate internal financial controls system in place and the operating effectiveness of such controls.
- Evaluate the appropriateness of accounting policies used and the reasonableness of accounting estimates and related disclosures made by the management.
- Conclude on the appropriateness of management's use of the going concern basis of accounting and, based on the audit evidence obtained, whether a material uncertainty exists related to events or conditions that may cast significant doubt on the Company's ability to continue as a going concern. If we conclude that a material uncertainty exists, we are required to draw attention in our auditor's report to the related disclosures in the standalone financial statements or, if such disclosures are inadequate, to modify our opinion. Our conclusions are based on the audit evidence obtained up to the date of our auditor's report. However, future events or conditions may cause the Company to cease to continue as a going concern.
- Evaluate the overall presentation, structure and content of the standalone financial statements, including the disclosures, and whether the standalone financial

statements represent the underlying transactions and events in a manner that achieves fair presentation.

- Obtain sufficient appropriate audit evidence regarding the financial information of the Company and its trust to express an opinion on the standalone financial statements.

We are responsible for the direction, supervision and performance of the audit of the financial statements of such entities or business activities included in the standalone financial statements of which we are the independent auditors. For the other entities or business activities included in the standalone financial statements, which have been audited by the other auditors, such other auditors remain responsible for the direction, supervision and performance of the audits carried out by them. We remain solely responsible for our audit opinion.

Materiality is the magnitude of misstatements in the standalone financial statements that, individually or in aggregate, makes it probable that the economic decisions of a reasonably knowledgeable user of the standalone financial statements may be influenced. We consider quantitative materiality and qualitative factors in (i) planning the scope of our audit work and in evaluating the results of our work; and (ii) to evaluate the effect of any identified misstatements in the standalone financial statements.

We communicate with those charged with governance regarding, among other matters, the planned scope and timing of the audit and significant audit findings, including any significant deficiencies in internal control that we identify during our audit.

We also provide those charged with governance with a statement that we have complied with relevant ethical requirements regarding independence, and to communicate with them all relationships and other matters that may reasonably be thought to bear on our independence, and where applicable, related safeguards.

From the matters communicated with those charged with governance, we determine those matters that were of most significance in the audit of the standalone financial statements of the current period and are therefore the key audit matters. We describe these matters in our auditor's report unless law or regulation precludes public disclosure about the matter or when, in extremely rare circumstances, we determine that a matter should not be communicated in our report because the adverse consequences of doing so would reasonably be expected to outweigh the public interest benefits of such communication.

## Other Matters

We did not audit the financial statements of Krizm Hotels Private Limited Employees Welfare Trust (the "Trust") whose financial statements reflect total assets of ₹ 506.85 Lacs as at March 31, 2021 and total revenue of ₹ Nil and net cash outflows of ₹ 20.45 lacs for the year ended March 31, 2021, as considered in the standalone financial statements. These financial statements have been audited by other auditor whose report have been furnished to us by the management and our opinion on the standalone financial statements, in so far as it relates to the amounts and disclosures included in respect of such trust, is based solely on the report of other auditor.

Our opinion on the standalone financial statements and our report on Other Legal and Regulatory Requirements below is not modified in respect of these matters.

## Report on Other Legal and Regulatory Requirements

1. As required by Section 143(3) of the Act, based on our audit and on the consideration of the reports of the other auditors on the separate financial statements of the Trust, referred to in the Other Matters section above we report, to the extent applicable, that:
  - a) We have sought and obtained all the information and explanations which to the best of our knowledge and belief were necessary for the purposes of our audit.
  - b) In our opinion, proper books of account as required by law have been kept by the Company so far as it appears from our examination of those books and the reports of the other auditors.
  - c) The Balance Sheet, the Statement of Profit and Loss including Other Comprehensive Income, the Cash Flow Statement and Statement of Changes in Equity dealt with by this Report are in agreement with the relevant books of account.
  - d) In our opinion, the aforesaid standalone financial statements comply with the Ind AS specified under Section 133 of the Act.
  - e) On the basis of the written representations received from the directors as on March 31, 2021 taken on record by the Board of Directors, none of the directors is disqualified as on March 31, 2021 from being appointed as a director in terms of Section 164(2) of the Act.

- f) With respect to the adequacy of the internal financial controls over financial reporting of the Company and the operating effectiveness of such controls, refer to our separate Report in "Annexure A". Our report expresses an unmodified opinion on the adequacy and operating effectiveness of the Company's internal financial controls over financial reporting.
- g) With respect to the other matters to be included in the Auditor's Report in accordance with the requirements of section 197(16) of the Act, as amended, In our opinion and to the best of our information and according to the explanations given to us, the remuneration paid by the Company to its directors during the year is in accordance with the provisions of section 197 of the Act.
- h) With respect to the other matters to be included in the Auditor's Report in accordance with Rule 11 of the Companies (Audit and Auditors) Rules, 2014, as amended in our opinion and to the best of our information and according to the explanations given to us:
- i. The Company has disclosed the impact of pending litigations on its financial position in its standalone financial statements. (Refer note 31)
  - ii. The Company did not have any long-term contracts including derivative contracts for which there were any material foreseeable losses. (Refer note 44)
  - iii. There were no amount which were required to be transferred, to the Investor Education and Protection Fund by the Company. (Refer note 45)
2. As required by the Companies (Auditor's Report) Order, 2016 ("the Order") issued by the Central Government in terms of Section 143(11) of the Act, we give in "Annexure B" a statement on the matters specified in paragraphs 3 and 4 of the Order.

For **Deloitte Haskins & Sells LLP**  
Chartered Accountants  
(Firm's Registration No. 117366W / W-100018)

**Vijay Agarwal**  
(Partner)

Place: Gurugram  
Date: June 15, 2021

(Membership No. 094468)  
UDIN: 21094468AAAAFB8078

# ANNEXURE “A” TO THE INDEPENDENT AUDITOR’S REPORT

(Referred to in paragraph 1(f) under ‘Report on Other Legal and Regulatory Requirements’ section of our report of even date)

## Report on the Internal Financial Controls Over Financial Reporting under Clause (i) of Sub-section 3 of Section 143 of the Companies Act, 2013 (“the Act”)

We have audited the internal financial controls over financial reporting of Lemon Tree Hotels Limited (“the Company”) as of March 31, 2021 in conjunction with our audit of the standalone financial statements of the Company for the year ended on that date.

### Management’s Responsibility for Internal Financial Controls

The Company’s management is responsible for establishing and maintaining internal financial controls based on the internal control over financial reporting criteria established by the Company considering the essential components of internal control stated in the Guidance Note on Audit of Internal Financial Controls Over Financial Reporting issued by the Institute of Chartered Accountants of India. These responsibilities include the design, implementation and maintenance of adequate internal financial controls that were operating effectively for ensuring the orderly and efficient conduct of its business, including adherence to Company’s policies, the safeguarding of its assets, the prevention and detection of frauds and errors, the accuracy and completeness of the accounting records, and the timely preparation of reliable financial information, as required under the Companies Act, 2013.

### Auditor’s Responsibility

Our responsibility is to express an opinion on the Company’s internal financial controls over financial reporting of the Company based on our audit. We conducted our audit in accordance with the Guidance Note on Audit of Internal Financial Controls Over Financial Reporting (the “Guidance Note”) issued by the Institute of Chartered Accountants of India and the Standards on Auditing prescribed under Section 143(10) of the Companies Act, 2013, to the extent applicable to an audit of internal financial controls. Those Standards and the Guidance Note require that we comply with ethical requirements and plan and perform the audit to obtain reasonable assurance about whether adequate internal financial controls over financial reporting was established and maintained and if such controls operated effectively in all material respects.

Our audit involves performing procedures to obtain audit evidence about the adequacy of the internal financial controls system over financial reporting and their operating effectiveness. Our audit of internal financial controls over financial reporting included obtaining an understanding of internal financial controls over financial reporting, assessing the risk that a material weakness exists, and testing and evaluating the design and operating effectiveness of internal control based on the assessed risk. The procedures selected depend on the auditor’s judgement, including the assessment of the risks of material misstatement of the financial statements, whether due to fraud or error.

We believe that the audit evidence we have obtained, is sufficient and appropriate to provide a basis for our audit opinion on the Company’s internal financial controls system over financial reporting.

## Meaning of Internal Financial Controls Over Financial Reporting

A company’s internal financial control over financial reporting is a process designed to provide reasonable assurance regarding the reliability of financial reporting and the preparation of financial statements for external purposes in accordance with generally accepted accounting principles. A company’s internal financial control over financial reporting includes those policies and procedures that (1) pertain to the maintenance of records that, in reasonable detail, accurately and fairly reflect the transactions and dispositions of the assets of the company; (2) provide reasonable assurance that transactions are recorded as necessary to permit preparation of financial statements in accordance with generally accepted accounting principles, and that receipts and expenditures of the company are being made only in accordance with authorisations of management and directors of the company; and (3) provide reasonable assurance regarding prevention or timely detection of unauthorised acquisition, use, or disposition of the company’s assets that could have a material effect on the financial statements.

## Inherent Limitations of Internal Financial Controls Over Financial Reporting

Because of the inherent limitations of internal financial controls over financial reporting, including the possibility of collusion or improper management override of controls, material misstatements due to error or fraud may occur and not be detected. Also, projections of any evaluation of the internal financial controls over financial reporting to future periods are subject to the risk that the internal financial control over financial reporting may become inadequate because of changes in conditions, or that the degree of compliance with the policies or procedures may deteriorate.

## Opinion

In our opinion, to the best of our information and according to the explanations given to us, the Company has, in all material respects, an adequate internal financial controls system over financial reporting and such internal financial controls over financial reporting were operating effectively as at March 31, 2021, based on the criteria for internal financial control over financial reporting established by the Company considering the essential components of internal control stated in the Guidance Note on Audit of Internal Financial Controls Over Financial Reporting issued by the Institute of Chartered Accountants of India.

For Deloitte Haskins & Sells LLP

Chartered Accountants

(Firm’s Registration No. 117366W / W-100018)

Vijay Agarwal

(Partner)

Place: Gurugram

(Membership No. 094468)

Date: June 15, 2021

UDIN: 21094468AAAAFB8078

## ANNEXURE B TO THE INDEPENDENT AUDITOR'S REPORT

(Referred to in paragraph 2 under 'Report on Other Legal and Regulatory Requirements' section of our report of even date)

- (i) (a) The Company has maintained proper records showing full particulars, including quantitative details and situation of fixed assets.
- (b) The Company has a program of verification of fixed assets to cover all the items in a phased manner over a period of two years which, in our opinion, is reasonable having regard to the size of the Company and the nature of its assets. Pursuant to the program, certain fixed assets were physically verified by the Management during the year and no discrepancies were noticed on such verification.
- (c) According to the information, explanations given to us, and the records examined by us we report that:
  - i. based on the examination of the confirmation received by us from Kotak Mahindra Bank Limited, HDFC Bank Limited, Axis Trustee Services Limited (custodian) on behalf of Aditya Birla Finance Limited in respect of immovable properties (freehold land and buildings disclosed as Property, Plant & Equipment in the financial statements), whose title deeds have been pledged as security for loans, are held in the name of the Company. Other than the freehold land and buildings located at Ahmedabad admeasuring 2093 square yards and whose title deeds are in the name of the Muskan Properties Pvt. Ltd. erstwhile companies that was merged with the Company under Section 394 of the Companies Act, 2013 in terms of the approval of the Delhi High Court.
  - ii. based on the examination of the registered conveyance deed of remaining immovable properties provided to us, we report that, the title deeds, comprising all the immovable properties of land and buildings which are freehold, are held in the name of the Company as at the balance sheet date.
- (ii) As explained to us, the inventories were physically verified during the year by the Management at reasonable intervals and no discrepancies were noted on physical verification.
- (iii) According to the information and explanations given to us, the Company has not granted any loans, secured or unsecured, to companies, firms, Limited liability Partnerships or other parties covered in the register maintained under Section 189 of the Companies Act, 2013.
- (iv) In our opinion and according to the information and explanations given to us, the Company has complied with the provisions of Section 186 of the Companies Act, 2013 in respect of making investments. The Company has not granted any loans, made investments or provide guarantees under Section 185 of the Companies Act 2013. As per Section 186 (11) read with Schedule VI, provisions of Section 186 with respect to grant of loans and providing guarantees would not apply to the Company as the Company is providing infrastructural facilities.
- (v) In our opinion and according to the information and explanations given to us, the Company has not accepted any deposit from the public. The Company does not have any unclaimed deposits and accordingly the provisions of Sections 73 to 76 or any other relevant provisions of the Companies Act, 2013 are not applicable to the Company.
- (vi) According to the information and explanations given to us, the maintenance of cost records has not been specified by the Central Government under section 148(1) of the Companies Act, 2013, hence reporting under clause (vi) of the Companies (Auditor's Report) Order, 2016 ("CARO 2016") is not applicable.
- (vii) According to the information and explanations given to us and the records of the Company examined by us in respect of statutory dues:
  - (a) The Company has generally been regular in depositing undisputed statutory dues, including, Provident Fund, Employee's State Insurance, Income-tax, Sales Tax, Value Added Tax, Goods and Services Tax, cess and other material statutory dues applicable to it to the appropriate authorities. We are informed that the Excise duty and Customs duty is not applicable to the Company.
  - (b) There were no undisputed amounts payable in respect of Provident Fund, Employees' State Insurance, Income-tax, Sales Tax, Value Added Tax, Goods and Services Tax, cess and other material statutory dues in arrears as at March 31, 2021 for a period of more than six months from the date they became payable.
  - (c) There are no dues of Income tax, Sales tax, Customs Duty, Value Added tax and Excise duty which have not been deposited as on March 31, 2021 on account of disputes. Details of dues of Service Tax, which have not been deposited as on March 31, 2021 on account of disputes are given below:

| Name of Statute        | Nature of Dues | Forum where Dispute is Pending                    | Period to which the Amount Relates | Amount Unpaid (₹ in Lacs) |
|------------------------|----------------|---|------------------------------------|---------------------------|
| Service Tax Rule, 1994 | Service Tax    | Central Excise and Service Tax Appellate tribunal | FY 2007-09 to 2012-13              | 113.55                    |

- (viii) In our opinion and according to the information and explanations given to us, the Company has not defaulted in the repayment of loans or borrowings to financial institutions and banks. The Company has not taken any loans or borrowings from government and not issued any debentures.
- (ix) In our opinion and according to the information and explanation given to us, the term loan have been applied by the Company during the year for the purposes for which they were raised. The Company has not raised any money by way of initial public offer or further public offer (including debt instruments).
- (x) To the best of our knowledge and according to the information and explanations given to us, no fraud by the Company and no material fraud on the Company by its officers or employees has been noticed or reported during the year.
- (xi) In our opinion and according to the information and explanations given to us, the Company has paid / provided managerial remuneration in accordance with the requisite approvals mandated by the provisions of Section 197 read with Schedule V to the Companies Act, 2013.
- (xii) The Company is not a Nidhi Company and hence reporting under clause (xii) of the CARO 2016 Order is not applicable.
- (xiii) In our opinion and according to the information and explanations given to us the Company is in compliance
- with Section 177 and 188 of the Companies Act, 2013, for all transactions with the related parties entered during the year and the details of related party transactions have been disclosed in the financial statements as required by the applicable accounting standards.
- (xiv) During the year, the Company has not made any preferential allotment or private placement of shares or fully or partly convertible debentures and hence reporting under clause (xiv) of CARO 2016 is not applicable to the Company.
- (xv) In our opinion and according to the information and explanations given to us, during the year the Company has not entered into any non-cash transactions with its directors or directors of its subsidiary or associate company or persons connected with them and hence provisions of section 192 of the Companies Act, 2013 are not applicable.
- (xvi) The Company is not required to be registered under section 45-IA of the Reserve Bank of India Act, 1934 and hence reporting under clause (xvi) of CARO 2016 is not applicable to the Company.

For Deloitte Haskins & Sells LLP  
Chartered Accountants  
(Firm's Registration No. 117366W / W-100018)

Vijay Agarwal  
(Partner)

(Membership No. 094468)  
UDIN: 21094468AAAAFB8078

Place: Gurugram  
Date: June 15, 2021

**BALANCE SHEET**

as at March 31, 2021

| Particulars  | Note    | As at<br>March 31, 2021<br>₹ in lakhs | As at<br>March 31, 2020<br>₹ in lakhs |
|--|---------|---------------------------------------|---------------------------------------|
| <b>ASSETS</b>  |         |                                       |                                       |
| <b>Non-current assets</b>  |         |                                       |                                       |
| (a) Property, plant and equipment  | 3       | 40,390.69                             | 42,190.28                             |
| (b) Capital work-in-progress   | 4       | 1,547.59                              | 1,449.78                              |
| (c) Investment property  | 5       | 232.54                                | 236.93                                |
| (d) Intangible assets  | 6       | 277.56                                | 352.00                                |
| (e) Right of use asset   | 7       | 16,136.13                             | 16,843.95                             |
| (f) Financial assets   | 8       |                                       |                                       |
| (i) Investments  |         | 79,278.35                             | 79,094.44                             |
| (ii) Loans   |         | 87.56                                 | 118.88                                |
| (iii) Other financial assets   |         | 2,113.84                              | 1,668.29                              |
| (g) Deferred tax assets (net)  | 9.1     | 4,384.61                              | 3,069.57                              |
| (h) Non-Current tax assets (net)   | 9.2     | 802.09                                | 1,025.05                              |
| (i) Other non-current assets   | 10      | 121.18                                | 106.17                                |
|  |         | <b>145,372.14</b>                     | <b>146,155.34</b>                     |
| <b>Current assets</b>  |         |                                       |                                       |
| (a) Inventories  | 11      | 191.91                                | 233.59                                |
| (b) Financial assets   |         |                                       |                                       |
| (i) Trade receivables  | 12      | 7,725.23                              | 7,979.20                              |
| (ii) Cash and cash equivalents   | 12      | 3,641.12                              | 1,187.83                              |
| (iii) Investments  | 8       | -                                     | 441.37                                |
| (iv) Loans   | 12      | 122.61                                | 3,498.83                              |
| (v) Other financial assets   | 12      | 17.41                                 | 0.68                                  |
| (c) Other current assets   | 13      | 2,793.60                              | 2,126.68                              |
|  |         | <b>14,491.88</b>                      | <b>15,468.18</b>                      |
| <b>Total Assets</b>  |         | <b>159,864.02</b>                     | <b>161,623.52</b>                     |
| <b>EQUITY AND LIABILITIES</b>  |         |                                       |                                       |
| <b>Equity</b>  |         |                                       |                                       |
| (a) Share capital  | 14      | 79,042.14                             | 79,031.44                             |
| (b) Other equity   | 15      | 21,281.80                             | 25,345.89                             |
| <b>Total Equity</b>  |         | <b>100,323.94</b>                     | <b>104,377.33</b>                     |
| <b>Liabilities</b>   |         |                                       |                                       |
| <b>Non-current liabilities</b>   |         |                                       |                                       |
| (a) Financial liabilities  |         |                                       |                                       |
| (i) Borrowings   | 16      | 32,331.48                             | 28,151.53                             |
| (ii) Lease liability   | 16 (a)  | 16,691.50                             | 16,574.94                             |
| (b) Provisions   | 17      | 154.44                                | 135.43                                |
|  |         | <b>49,177.42</b>                      | <b>44,861.90</b>                      |
| <b>Current liabilities</b>   |         |                                       |                                       |
| (a) Financial liabilities  |         |                                       |                                       |
| (i) Borrowings   | 18      | 1,362.95                              | 4,470.36                              |
| (ii) Lease liability   | 16 (a)  | 88.21                                 | 77.54                                 |
| (iii) Trade payables   | 18      |                                       |                                       |
| - total outstanding dues of micro enterprises and small enterprises                      |         | 94.89                                 | 117.57                                |
| - total outstanding dues of creditors other than micro enterprises and small enterprises |         | 4,385.85                              | 4,465.96                              |
| (iv) Other financial liabilities   | 18      | 3,838.89                              | 2,228.71                              |
| (b) Provisions   | 17      | 199.93                                | 157.05                                |
| (c) Other current liabilities  | 19      | 391.94                                | 867.10                                |
|  |         | <b>10,362.66</b>                      | <b>12,384.29</b>                      |
| <b>Total Liabilities</b>   |         | <b>59,540.08</b>                      | <b>57,246.19</b>                      |
| <b>Total Equity and Liabilities</b>  |         | <b>159,864.02</b>                     | <b>161,623.52</b>                     |
| <b>Summary of significant accounting policies</b>  | 2.2     |                                       |                                       |
| <b>The accompanying notes are an integral part of the financial statements.</b>          | 1 to 45 |                                       |                                       |

As per our report of even date  
For Deloitte Haskins & Sells LLP  
Chartered Accountants

Vijay Agarwal  
Partner

For and on behalf of the Board of Directors of  
Lemon Tree Hotels Limited

Patanjali G. Keswani  
(Chairman & Managing Director)  
DIN-00002974

Kapil Sharma  
(Chief Financial Officer)

Nikhil Sethi  
(Group Company Secretary  
& GM Legal)  
Mem. no. - A18883

Place : Gurugram  
Date : June 15, 2021

Place : New Delhi  
Date : June 15, 2021



# STATEMENT OF PROFIT AND LOSS

for the year ended March 31, 2021

| Particulars  | Note    | Year ended<br>March 31, 2021<br>₹ in lakhs | Year ended<br>March 31, 2020<br>₹ in lakhs |
|--|---------|--|--|
| Revenue from operations  | 20      | 7,991.57                                   | 26,957.58                                  |
| Other income   | 21      | 402.87                                     | 366.55                                     |
| <b>Total Income (I)</b>  |         | <b>8,394.44</b>                            | <b>27,324.13</b>                           |
| <b>Expenses</b>  |         |  |  |
| Cost of food and beverages consumed  | 22      | 437.20                                     | 1,666.71                                   |
| Employee benefits expense  | 23      | 2,534.18                                   | 6,148.41                                   |
| Other expenses   | 24      | 3,448.27                                   | 8,346.15                                   |
| <b>Total expenses (II)</b>   |         | <b>6,419.65</b>                            | <b>16,161.27</b>                           |
| <b>Earnings before interest, tax, depreciation and amortisation (EBITDA) (I-II)<br/>(refer note 2.2 (s))</b> |         | <b>1,974.79</b>                            | <b>11,162.86</b>                           |
| Finance costs  | 25      | 4,819.30                                   | 4,815.50                                   |
| Finance income   | 26      | (300.87)                                   | (143.22)                                   |
| Depreciation and amortization expense  | 27      | 2,251.03                                   | 2,425.82                                   |
| <b>Profit/ (Loss) before exceptional items and tax</b>   |         | <b>(4,794.67)</b>                          | <b>4,064.76</b>                            |
| Exceptional Item   |         | 592.07                                     | -  |
| <b>Profit / (Loss) before tax</b>  |         | <b>(5,386.74)</b>                          | <b>4,064.76</b>                            |
| <b>Tax (Credit)/Expense</b>  |         |  |  |
| Current tax (Under MAT)  | 9.1     | -  | 689.98                                     |
| Deferred tax (credit)/expense  |         |  |  |
| - MAT credit entitlement related to current year   |         | -  | (689.98)                                   |
| - Deferred tax (credit)/expense related to current year  |         | (1,313.67)                                 | 844.96                                     |
|  |         | <b>(1,313.67)</b>                          | <b>844.96</b>                              |
| <b>Profit / (Loss) for the year</b>  |         | <b>(4,073.07)</b>                          | <b>3,219.80</b>                            |
| <b>Other comprehensive income</b>  |         |  |  |
| (i) Items that will not be reclassified subsequently to profit or loss                                       |         |  |  |
| - Re-measurement (losses)/gains on defined benefit plans   |         | (4.70)                                     | 9.72                                       |
| (ii) Income tax effect   |         | 1.37                                       | -  |
|  |         | <b>(3.33)</b>                              | <b>9.72</b>                                |
| <b>Total comprehensive income for the year</b>   |         | <b>(4,076.40)</b>                          | <b>3,229.52</b>                            |
| Earnings per equity share (Face Value of ₹ 10/- each)  |         |  |  |
| (1) Basic  | 28      | (0.52)                                     | 0.41                                       |
| (2) Diluted  | 28      | (0.52)                                     | 0.41                                       |
| The accompanying notes are an integral part of the financial statements.                                     | 1 to 45 |  |  |

As per our report of even date  
For Deloitte Haskins & Sells LLP  
Chartered Accountants

Vijay Agarwal  
Partner

For and on behalf of the Board of Directors of  
Lemon Tree Hotels Limited

Patanjali G. Keswani  
(Chairman & Managing Director)  
DIN-00002974

Kapil Sharma  
(Chief Financial Officer)

Nikhil Sethi  
(Group Company Secretary  
& GM Legal)  
Mem. no. - A18883

Place : Gurugram  
Date : June 15, 2021

Place : New Delhi  
Date : June 15, 2021

# STATEMENT OF CHANGES IN EQUITY

for the year ended March 31, 2021

## a. Equity share capital

| Equity shares of INR 10 each issued, subscribed and fully paid | No. of Shares | Amount<br>₹ in lakhs |
|--|---------------|----------------------|
| At April 1, 2019   | 789,295,571   | 78,929.55            |
| Change in shares held by ESOP trust                            | 1,018,902     | 101.89               |
| At March 31, 2020  | 790,314,474   | 79,031.44            |
| Change in shares held by ESOP trust                            | 107,000       | 10.70                |
| At March 31, 2021  | 790,421,473   | 79,042.14            |

## B. Other Equity

₹ in lakhs

| Particulars  | Reserves and Surplus       |                    |                 |   | Items of OCI  | Total equity |
|--|----------------------------|--------------------|-----------------|---|---|--------------|
|  | Capital redemption reserve | Securities premium | General reserve | Surplus in the statement of profit & loss | Remeasurement (losses)/gains on defined benefit plans |              |
| Balance at April 1, 2019                                       | 45.00                      | 10,277.34          | 3,035.24        | 10,848.08                                 | (0.31)  | 24,205.35    |
| Profit for the year  | -                          | -                  | -               | 3,219.80                                  | -   | 3,219.80     |
| Other Comprehensive Income for the year                        | -                          | -                  | -               | -   | 9.72  | 9.72         |
| Impact of changes in shares held by ESOP trust (Refer Note 14) | -                          | 117.17             | -               | -   | -   | 117.17       |
| Retrospective impact of Ind AS 116                             | -                          | -                  | -               | (2,206.15)                                | -   | (2,206.15)   |
| Balance at March 31, 2020                                      | 45.00                      | 10,394.51          | 3,035.24        | 11,861.73                                 | 9.41  | 25,345.89    |
| Profit/(loss) for the year                                     | -                          | -                  | -               | (4,073.07)                                | -   | (4,073.07)   |
| Other Comprehensive Income for the year                        | -                          | -                  | -               | -   | (3.33)  | (3.33)       |
| Impact of changes in shares held by ESOP trust (Refer Note 14) | -                          | 12.31              | -               | -   | -   | 12.31        |
| Balance at March 31, 2021                                      | 45.00                      | 10,406.82          | 3,035.24        | 7,788.66                                  | 6.08  | 21,281.80    |

The accompanying notes are an integral part of the financial statements.

1 to 45

As per our report of even date

For Deloitte Haskins & Sells LLP  
Chartered Accountants

For and on behalf of the Board of Directors of  
Lemon Tree Hotels Limited

Vijay Agarwal  
Partner

Patanjali G. Keswani  
(Chairman & Managing Director)  
DIN-00002974

Kapil Sharma  
(Chief Financial Officer)

Nikhil Sethi  
(Group Company Secretary  
& GM Legal)  
Mem. no. - A18883

Place : Gurugram  
Date : June 15, 2021

Place : New Delhi  
Date : June 15, 2021

# CASH FLOW STATEMENT

for the year ended March 31, 2021

| Particulars  | For the<br>year ended<br>March 31, 2021<br>₹ in lakhs | For the<br>year ended<br>March 31, 2020<br>₹ in lakhs |
|--|---|---|
| <b>A. Cash flow from operating activities</b>  |   |   |
| (Loss)/Profit before tax   | (5,386.74)  | 4,064.76  |
| Non-cash adjustments to reconcile profit before tax to net cash flows:                                 |   |   |
| Depreciation and amortisation expenses   | 2,251.03  | 2,425.82  |
| Waiver of lease rent   | (375.64)  | -   |
| Finance income (including fair value change in financial instruments)                                  | (271.20)  | (142.90)  |
| Finance costs  | 4,772.33  | 4,650.31  |
| Provision for gratuity   | 36.29   | (9.46)  |
| Provision for leave encashment   | 11.89   | 0.35  |
| Provision for loyalty programme  | 1.36  | (1.34)  |
| Provision for impairment in the value of investment  | 592.07  | -   |
| Profit on relinquishment of rights   | -   | (135.00)  |
| Provision for litigation   | 9.01  | 9.01  |
| Provision for doubtful debts   | -   | 176.95  |
| Net (gain)/ loss on sale of property plant and equipment   | (0.68)  | (2.40)  |
| Net gain on sale of investments  | (2.51)  | (35.57)   |
| <b>Operating profit before working capital changes:</b>  | <b>1,637.21</b>                                       | <b>11,000.53</b>                                      |
| Movements in working capital:  |   |   |
| Decrease/(Increase) in trade receivables   | 253.99  | (3,189.62)  |
| Decrease in loans and advances and other current assets  | (1,148.10)  | (17.36)   |
| Decrease/(Increase) in inventories   | 41.68   | (30.98)   |
| (Decrease) in liabilities and provisions   | (506.28)  | (1,413.64)  |
| <b>Cash Generated from Operations</b>  | <b>278.50</b>   | <b>6,348.93</b>                                       |
| Direct taxes paid (net of refunds)   | 222.95  | (938.88)  |
| <b>Net cash flow from operating activities (A)</b>   | <b>501.45</b>   | <b>5,410.05</b>                                       |
| <b>B. Cash flows used in investing activities</b>  |   |   |
| Purchase of Property, Plant and Equipment (adjustment of CWIP, capital advances and capital creditors) | (236.41)  | (857.97)  |
| Proceeds from sale of property plant and equipment   | 563.21  | 8.21  |
| Purchase of investment in subsidiary/associate companies   | (751.67)  | (6,709.91)  |
| (Purchase)/sale of current investments   | 441.37  | 614.48  |
| Proceeds from relinquishment of rights   | -   | 135.00  |
| Short term loans (given)/repaid (to)/by subsidiaries   | 3,376.22  | 1,219.00  |
| Net gain/ (loss) on sale of current investments  | 2.51  | 35.57   |
| Interest received  | 181.29  | 111.02  |
| <b>Net Cash flow used in investing activities (B)</b>  | <b>3,576.52</b>                                       | <b>(5,444.60)</b>                                     |

**CASH FLOW STATEMENT**

for the year ended March 31, 2021

| Particulars  | For the<br>year ended<br>March 31, 2021<br>₹ in lakhs | For the<br>year ended<br>March 31, 2020<br>₹ in lakhs |
|--|---|---|
| <b>C</b>   |   |   |
| <b>Cash flows used in financing activities</b>               |   |   |
| Proceeds from issuance of share capital                      | 23.00   | 219.06  |
| Payment of Lease liabilities                                 | (1,060.08)  | (1,405.36)  |
| Proceeds from long term borrowings                           | 6,534.62  | 6,309.85  |
| Repayment of long term borrowings                            | (2,129.49)  | (6,207.77)  |
| (Repayment)/ proceeds of short term borrowings               | (3,107.40)  | 4,348.30  |
| Interest paid  | (1,885.33)  | (3,082.30)  |
| <b>Net Cash flow used in financing activities (C)</b>        | <b>(1,624.68)</b>                                     | <b>181.78</b>   |
| <b>Net increase in cash and cash equivalents (A + B + C)</b> | <b>2,453.29</b>                                       | <b>147.23</b>   |
| Cash and cash equivalents at the beginning of the year       | 1,187.83  | 1,040.60  |
| <b>Cash and cash equivalents at the end of the year</b>      | <b>3,641.12</b>                                       | <b>1,187.83</b>                                       |
| <b>Components of cash and cash equivalents</b>               |   |   |
| Cash on hand   | 11.77   | 18.90   |
| Balances with scheduled banks in                             |   |   |
| - Current accounts   | 279.35  | 1,168.93  |
| - Deposits with original maturity of three months or less    | 3,350.00  | -   |
| <b>Total cash and cash equivalents</b>                       | <b>3,641.12</b>                                       | <b>1,187.83</b>                                       |

The accompanying notes are an integral part of the financial statements. 1 to 45

As per our report of even date

For Deloitte Haskins & Sells LLP  
Chartered AccountantsFor and on behalf of the Board of Directors of  
**Lemon Tree Hotels Limited**Vijay Agarwal  
PartnerPatanjali G. Keswani  
(Chairman & Managing Director)  
DIN-00002974Kapil Sharma  
(Chief Financial Officer)Nikhil Sethi  
(Group Company Secretary  
& GM Legal)  
Mem. no. - A18883Place : Gurugram  
Date : June 15, 2021Place : New Delhi  
Date : June 15, 2021

# NOTES TO FINANCIAL STATEMENTS

for the year ended March 31, 2021

## 1. Corporate Information

Lemon Tree Hotels Limited (the Company) is a public company domiciled in India and is incorporated under the provisions of the Companies Act applicable in India. The registered office of the Company is located at Asset No. 6, Aerocity Hospitality District, New Delhi-110037.

The principal activities of the Company are to carry out business of developing, owning, acquiring, operating, managing, renovating and promoting hotels, motels, resorts, restaurants, etc. under the brand name of Lemon Tree Hotel, Lemon Tree Premier, Red Fox Hotel, Aurika, Keys Select, Keys Prima and Keys Lite.

The financial statements are approved for issue by the Board of directors on June 15, 2021.

## 2. Basis of preparation of financial statements and Significant accounting policies

### 2.1 Basis of preparation and Compliance with Ind AS

These financial statements are prepared in accordance with Indian Accounting Standard (Ind AS), and the provisions of the Companies Act, 2013 ('the Act') (to the extent notified). The Ind AS are prescribed under Section 133 of the Act read with Rule 3 of the Companies (Indian Accounting Standards) Rules, 2015 and relevant amendment rules issued thereafter.

The financial statements have been prepared on a going concern basis using historical cost convention and on an accrual method of accounting, except for certain financial assets and liabilities which are measured at fair value / amortised cost (refer note 34)

Accounting policies have been consistently applied except where a newly issued accounting standard is initially adopted or a revision to an existing account standard required a change to the accounting policy hitherto to in use.

The financial statements are presented in Indian Rupees (INR) and all values are rounded to the nearest lakhs, except where otherwise indicated.

### 2.2 Significant accounting policies

#### (a) Current versus non-current classification

The Company presents assets and liabilities in the balance sheet based on current/ non-current classification. An asset is treated as current when it is:

- Expected to be realised or intended to be sold or consumed in normal operating cycle

- Held primarily for the purpose of trading
- Expected to be realised within twelve months after the reporting period, or
- Cash or cash equivalent unless restricted from being exchanged or used to settle a liability for at least twelve months after the reporting period

All other assets are classified as non-current.

A liability is current when:

- It is expected to be settled in normal operating cycle
- It is held primarily for the purpose of trading
- It is due to be settled within twelve months after the reporting period, or
- There is no unconditional right to defer the settlement of the liability for at least twelve months after the reporting period

The Company classifies all other liabilities as non-current.

Deferred tax assets and liabilities are classified as non-current assets and liabilities.

The operating cycle is the time between the acquisition of assets for processing and their realisation in cash and cash equivalents. The Company has identified twelve months as its operating cycle.

#### (b) Foreign currencies

##### Functional and presentation currency

The Company's financial statements are presented in INR, which is also the Company's functional currency. Presentation currency is the currency in which the company's financial statements are presented. Functional currency is the currency of the primary economic environment in which an entity operates and is normally the currency in which the entity primarily generates and expends cash. All the financial information presented in Indian Rupees (INR) has been rounded to the nearest of lakhs rupees, except where otherwise stated.

##### Transactions and balances

Transactions in foreign currencies are initially recorded by the Company's entities at their respective functional currency spot rates at the date the transaction first qualifies for recognition. However, for practical reasons, the Company uses an average rate if the

# NOTES TO FINANCIAL STATEMENTS

for the year ended March 31, 2021

average approximates the actual rate at the date of the transaction.

Monetary assets and liabilities denominated in foreign currencies are translated at the functional currency spot rates of exchange at the reporting date.

Exchange differences arising on settlement or translation of monetary items are recognised in profit or loss.

Non-monetary items that are measured in terms of historical cost in a foreign currency are translated using the exchange rates at the dates of the initial transactions. Non-monetary items measured at fair value in a foreign currency are translated using the exchange rates at the date when the fair value is determined. The gain or loss arising on translation of non-monetary items measured at fair value is treated in line with the recognition of the gain or loss on the change in fair value of the item (i.e., translation differences on items whose fair value gain or loss is recognised in OCI or profit or loss are also recognised in OCI or profit or loss, respectively).

## (c) Fair value measurement

The Company measures financial instruments at fair value at each balance sheet date.

Fair value is the price that would be received to sell an asset or paid to transfer a liability in an orderly transaction between market participants at the measurement date. The fair value measurement is based on the presumption that the transaction to sell the asset or transfer the liability takes place either:

- In the principal market for the asset or liability, or
- In the absence of a principal market, in the most advantageous market for the asset or liability

The principal or the most advantageous market must be accessible by the Company.

The fair value of an asset or a liability is measured using the assumptions that market participants would use when pricing the asset or liability, assuming that market participants act in their economic best interest.

A fair value measurement of a non-financial asset takes into account a market participant's ability to generate economic benefits by using the asset in its highest and best use or by selling it to another market participant that would use the asset in its highest and best use.

The Company uses valuation techniques that are appropriate in the circumstances and for which sufficient

data are available to measure fair value, maximising the use of relevant observable inputs and minimising the use of unobservable inputs.

All assets and liabilities for which fair value is measured or disclosed in the financial statements are categorised within the fair value hierarchy, described as follows, based on the lowest level input that is significant to the fair value measurement as a whole:

- Level 1 — Quoted (unadjusted) market prices in active markets for identical assets or liabilities
- Level 2 — Valuation techniques for which the lowest level input that is significant to the fair value measurement is directly or indirectly observable
- Level 3 — Valuation techniques for which the lowest level input that is significant to the fair value measurement is unobservable.

For assets and liabilities that are recognised in the financial statements on a recurring basis, the Company determines whether transfers have occurred between levels in the hierarchy by re-assessing categorisation (based on the lowest level input that is significant to the fair value measurement as a whole) at the end of each reporting period.

The Company determines the policies and procedures for both recurring fair value measurement, such as derivative instruments and unquoted financial assets measured at fair value. External valuers are involved for valuation of significant assets and liabilities. The management selects external valuer on various criteria such as market knowledge, reputation, independence and whether professional standards are maintained by valuer. The management decides, after discussions with the Company's external valuers, which valuation techniques and inputs to use for each case.

At each reporting date, the management analyses the movements in the values of assets and liabilities which are required to be remeasured or re-assessed as per the Company's accounting policies. For this analysis, the management verifies the major inputs applied in the latest valuation by agreeing the information in the valuation computation to contracts and other relevant documents.

The management, in conjunction with the Company's external valuers, also compares the change in the fair value of each asset and liability with relevant external sources to determine whether the change is reasonable.

For the purpose of fair value disclosures, the Company has determined classes of assets and liabilities on the

# NOTES TO FINANCIAL STATEMENTS

for the year ended March 31, 2021

basis of the nature, characteristics and risks of the asset or liability and the level of the fair value hierarchy.

This note summarises accounting policy for fair value. Other fair value related disclosures are given in the relevant notes:

- Disclosures for valuation methods, significant estimates and assumptions (note 29)
- Quantitative disclosures of fair value measurement hierarchy (note 34)
- Financial instruments (including those carried at amortised cost) (note 34)

## (d) Revenue recognition

The Company apply Ind AS 115 "Revenue from Contracts with Customers" which establishes a comprehensive framework to depict timing and amount of revenue to be recognised.

In arrangements for room revenue and related services, the Company has applied the guidance in Ind AS 115 for recognition of Revenue from contract with customer, by applying the revenue recognition criteria for each distinct performance obligation. The arrangements with customers generally meet the criteria for considering room revenue and related services as distinct performance obligations. For allocating the transaction price, the Company has measured the revenue in respect of each performance obligation of a contract at its relative standalone selling price. The price that is regularly charged for an item when sold separately is the best evidence of its standalone selling price.

Revenue is recognized to the extent that it is probable that the economic benefits will flow to the Company and the revenue can be reliably measured, regardless of when the payment is being made. Revenue is measured at the fair value of the consideration received or receivable, taking into account contractually defined terms of payment and excluding taxes or duty. The Company assesses its revenue arrangements against specific criteria to determine if it is acting as principal or agent. The Company has concluded that it is acting as a principal in all of its revenue arrangements. The specific recognition criteria described below must also be met before revenue is recognized.

Sales Tax/ Value Added Tax (VAT)/ Goods and Service Tax (GST) is not received by the Company on its own account. Rather, it is tax collected on value added to the commodity by the seller on behalf of the government. Accordingly, it is excluded from revenue.

The Company apply Ind AS 115 "Revenue from Contracts with Customers" which establishes a comprehensive framework to depict timing and amount of revenue to be recognised.

In arrangements for room revenue and related services, the Company has applied the guidance in Ind AS 115 for recognition of Revenue from contract with customer, by applying the revenue recognition criteria for each distinct performance obligation. The arrangements with customers generally meet the criteria for considering room revenue and related services as distinct performance obligations. For allocating the transaction price, the Company has measured the revenue in respect of each performance obligation of a contract at its relative standalone selling price. The price that is regularly charged for an item when sold separately is the best evidence of its standalone selling price.

Revenue is recognized to the extent that it is probable that the economic benefits will flow to the Company and the revenue can be reliably measured, regardless of when the payment is being made. Revenue is measured at the fair value of the consideration received or receivable, taking into account contractually defined terms of payment and excluding taxes or duty. The Company assesses its revenue arrangements against specific criteria to determine if it is acting as principal or agent. The Company has concluded that it is acting as a principal in all of its revenue arrangements. The specific recognition criteria described below must also be met before revenue is recognized.

Sales Tax/ Value Added Tax (VAT)/ Goods and Service Tax (GST) is not received by the Company on its own account. Rather, it is tax collected on value added to the commodity by the seller on behalf of the government. Accordingly, it is excluded from revenue.

### *Rooms, Restaurant, Banquets and Other Services*

Income from guest accommodation is recognized on a day to day basis after the guest checks into the Hotels and are stated net of allowances. Incomes from other services are recognized as and when services are rendered. Sales are stated exclusive of Service Tax, Value Added Taxes (VAT), Goods and Service Tax (GST) and Luxury Tax. Difference of revenue over the billed as at the year-end is carried in financial statement as unbilled revenue separately.

### *Sale of goods*

Revenue from the sale of goods is recognised when the significant risks and rewards of ownership of the goods

# NOTES TO FINANCIAL STATEMENTS

for the year ended March 31, 2021

have passed to the buyer, sale of food and beverage are recognized at the points of serving these items to the guests. Sales are stated exclusive of Sales Tax / VAT/ Goods and Service Tax (GST).

## *Interest income*

For all financial instruments measured at amortized cost, interest income is recorded using the effective interest rate (EIR). EIR is the rate that exactly discounts the estimated future cash payments or receipts over the expected life of the financial instrument or a shorter period, where appropriate, to the net carrying amount of the financial asset or liability. Interest income is included in finance income in the income statement.

## *Dividends*

Revenue is recognized when the Company's right to receive the payment is established, which is generally when shareholders approve the dividend.

## *Management Fee*

Revenue from management services comprises fixed and variable income. Fixed income is recognised pro-rata over the period of the contract as and when services are rendered. Variable income is recognised on an accrual basis in accordance with the terms of the relevant agreement.

## (e) Taxes

Tax expense represents Current income tax and Deferred tax.

### *Current income tax*

The tax currently payable is based on taxable profit for the period/year. Taxable profit differs from 'profit before tax' as reported in the statement of profit and loss because of items of income or expense that are taxable or deductible in other years and items that are never taxable or deductible. The current tax is calculated using tax rates that have been enacted or substantively enacted by the end of the reporting period.

Current income tax assets and liabilities are measured at the amount expected to be recovered from or paid to the taxation authorities.

Current income tax relating to items recognised outside profit or loss is recognised outside profit or loss (either in other comprehensive income or in equity). Current tax items are recognised in correlation to the underlying transaction either in OCI or directly in equity.

Management periodically evaluates positions taken in the tax returns with respect to situations in which applicable tax regulations are subject to interpretation and establishes provisions where appropriate.

### *Deferred tax*

Deferred tax is provided using the liability method on temporary differences between the tax bases of assets and liabilities and their carrying amounts for financial reporting purposes at the reporting date.

Deferred tax liabilities are recognised for all taxable temporary differences, except:

- When the deferred tax liability arises from the initial recognition of goodwill or an asset or liability in a transaction that is not a business combination and, at the time of the transaction, affects neither the accounting profit nor taxable profit or loss
- In respect of taxable temporary differences associated with investments in subsidiaries, associates and interests in joint ventures, when the timing of the reversal of the temporary differences can be controlled and it is probable that the temporary differences will not reverse in the foreseeable future

Deferred tax assets are recognised for all deductible temporary differences, the carry forward of unused tax credits (including MAT credit) and any unused tax losses. Deferred tax assets are recognised to the extent that it is probable that taxable profit will be available against which the deductible temporary differences, and the carry forward of unused tax credits and unused tax losses can be utilised, except:

- When the deferred tax asset relating to the deductible temporary difference arises from the initial recognition of an asset or liability in a transaction that is not a business combination and, at the time of the transaction, affects neither the accounting profit nor taxable profit or loss
- In respect of deductible temporary differences associated with investments in subsidiaries, associates and interests in joint ventures, deferred tax assets are recognised only to the extent that it is probable that the temporary differences will reverse in the foreseeable future and taxable profit will be available against which the temporary differences can be utilised

The carrying amount of deferred tax assets (including MAT credit available) is reviewed at each reporting date



# NOTES TO FINANCIAL STATEMENTS

for the year ended March 31, 2021

and reduced to the extent that it is no longer probable that sufficient taxable profit will be available to allow all or part of the deferred tax asset to be utilised. Unrecognised deferred tax assets are re-assessed at each reporting date and are recognised to the extent that it has become probable that future taxable profits will allow the deferred tax asset to be recovered.

Deferred tax assets and liabilities are measured at the tax rates that are expected to apply in the year when the asset is realised or the liability is settled, based on tax rates (and tax laws) that have been enacted or substantively enacted at the reporting date.

Deferred tax relating to items recognised outside profit or loss is recognised outside profit or loss (either in other comprehensive income or in equity). Deferred tax items are recognised in correlation to the underlying transaction either in OCI or directly in equity.

Deferred tax assets and deferred tax liabilities are offset if a legally enforceable right exists to set off current tax assets against current tax liabilities and the deferred taxes relate to the same taxable entity and the same taxation authority.

Tax benefits acquired as part of a business combination, but not satisfying the criteria for separate recognition at that date, are recognised subsequently if new information about facts and circumstances change. Acquired deferred tax benefits recognised within the measurement period reduce goodwill related to that acquisition if they result from new information obtained about facts and circumstances existing at the acquisition date.

If the carrying amount of goodwill is zero, any remaining deferred tax benefits are recognised in OCI/ capital reserve depending on the principle explained for bargain purchase gains. All other acquired tax benefits realised are recognised in profit or loss.

**(f) Property, plant and equipment ( including Capital work in progress)**

Capital work in progress is stated at cost. Property, Plant and equipment is stated at cost, net of accumulated depreciation and accumulated impairment losses, if any. Such cost includes the cost of replacing part of the plant and equipment and borrowing costs for long-term construction projects if the recognition criteria are met. Such properties are classified to the appropriate categories of property, plant and equipment when completed and ready for intended use. Depreciation of

these assets, on the same basis as other property assets, commences when the assets are ready for their intended use. Freehold land is not depreciated.

When significant parts of plant and equipment are required to be replaced at intervals, the Company depreciates them separately based on their specific useful lives. Likewise, when a major inspection is performed, its cost is recognised in the carrying amount of the plant and equipment as a replacement if the recognition criteria are satisfied. All other repair and maintenance costs are recognised in profit or loss as incurred.

The present value of the expected cost for the decommissioning of an asset after its use is included in the cost of the respective asset if the recognition criteria for a provision are met.

Depreciation on fixed assets is provided as per Schedule II of Companies Act, 2013 on Straight Line Method over its economic useful life of fixed assets as follows:

| Fixed Assets                           | Useful life considered         |
|--|--------------------------------|
| Plant & Machinery                      | 15 Years                       |
| Building                               | 60 Years/Leased remaining life |
| Electrical equipments and fittings     | 10 Years                       |
| Office Equipments                      | 5 Years                        |
| Furniture and Fixtures                 | 8 to 10 Years                  |
| Crockery, cutlery and soft furnishings | 3 Years                        |
| Commercial Vehicles                    | 6 Years                        |
| Private Vehicles                       | 8 Years                        |
| Computers                              | 3 Years                        |

The Company, based on management estimates, depreciates certain items of building, plant and equipment over estimated useful lives which are lower than the useful life prescribed in Schedule II to the Companies Act, 2013. The management believes that these estimated useful lives are realistic and reflect fair approximation of the period over which the assets are likely to be used.

An item of property, plant and equipment and any significant part initially recognized is derecognized upon disposal or when no future economic benefits are expected from its use or disposal. Any gain or loss arising on derecognition of the asset (calculated as the difference between the net disposal proceeds and the carrying amount of the asset) is included in the income statement when the asset is derecognized.

# NOTES TO FINANCIAL STATEMENTS

for the year ended March 31, 2021

The residual values, useful lives and methods of depreciation of property, plant and equipment are reviewed at each financial year end, and adjusted prospectively if appropriate.

## (g) Intangible assets

Intangible assets acquired separately are measured on initial recognition at cost. The cost of intangible assets acquired in a business combination is their fair value at the date of acquisition. Following initial recognition, intangible assets are carried at cost less any accumulated amortization and accumulated impairment losses. Internally generated intangibles, excluding capitalised development costs, are not capitalised and the related expenditure is reflected in profit or loss in the period in which the expenditure is incurred.

The useful lives of intangible assets are assessed as 3 years and 10 years for Brand (Keys Hotels) which shall be amortised on Straight line basis over its useful life.

Intangible assets with indefinite useful lives are not amortized, but are tested for impairment at each year end either individually or at the cash generating unit level. The assessment of indefinite life is reviewed annually to determine whether the indefinite life continues to be supportable. If not, the change in useful life from indefinite to finite is made on a prospective basis.

Gains or losses arising from derecognition of an intangible asset are measured as the difference between the net disposal proceeds and the carrying amount of the asset and are recognized in the income statement when the asset is derecognized.

## (h) Investment properties

Investment properties are properties held to earn rentals and/or for capital appreciation (including property under construction for such purposes). Investment properties are measured initially at cost, including transaction costs. Subsequent to initial recognition, investment properties are stated at cost less accumulated depreciation and accumulated impairment loss, if any.

The Company depreciates building component of investment property over the remaining estimated useful life on the date of purchase after considering total economic useful life of 60 years.

Though the Company measures investment property using deemed cost based measurement, the fair value of investment property is disclosed in the notes. Fair values are determined based on an evaluation performed by an accredited external independent valuer.

Investment properties are derecognised either when they have been disposed of or when they are permanently withdrawn from use and no future economic benefit is expected from their disposal. The difference between the net disposal proceeds and the carrying amount of the asset is recognised in profit or loss in the period of derecognition.

## (i) Borrowing costs

Borrowing cost includes interest expense as per Effective Interest Rate (EIR).

Borrowing costs directly attributable to the acquisition or construction of an asset that necessarily takes a substantial period of time to get ready for its intended use are capitalised as part of the cost of the asset until such time that the assets are substantially ready for their intended use. Where funds are borrowed specifically to finance a project, the amount capitalised represents the actual borrowing costs incurred. Where surplus funds are available out of money borrowed specifically to finance a project, the income generated from such current investments is deducted from the total capitalized borrowing cost. Where the funds used to finance a project form part of general borrowings, the amount capitalised is calculated using a weighted average of rates applicable to relevant general borrowings of the Company during the year. Capitalisation of borrowing costs is suspended and charged to profit and loss during the extended periods when the active development on the qualifying assets is interrupted.

EIR is the rate that exactly discounts the estimated future cash payments or receipts over the expected life of the financial liability or a shorter period, where appropriate, to the amortised cost of a financial liability after considering all the contractual terms of the financial instrument.

## (j) Leases

The Company assesses that the contract is, or contains, a lease if the contract conveys the right to control the use of an identified asset for a period of time in exchange for consideration. To assess whether a contract conveys the right to control the use of an identified asset, the Company assesses whether:

- (1) The contract involves the use of an identified asset,
- (2) The Company has substantially all of the economic benefits from use of the identified asset, and

# NOTES TO FINANCIAL STATEMENTS

for the year ended March 31, 2021

- (3) The Company has the right to direct the use of the identified asset.

## Company as a lessee

The Company recognizes right-of-use asset representing its right to use the underlying asset for the lease term at the lease commencement date. The cost of the right-of-use asset measured at inception shall comprise of the amount of the initial measurement of the lease liability adjusted for any lease payments made at or before the commencement date plus any initial direct costs incurred. The right-of-use assets is subsequently measured at cost less any accumulated depreciation, accumulated impairment losses, if any and adjusted for any remeasurement of the lease liability. The right-of-use asset is depreciated from the commencement date over the shorter of the lease term and useful life of the underlying asset. Right-of-use assets are tested for impairment whenever there is any indication that their carrying amounts may not be recoverable. Impairment loss, if any, is recognised in the statement of profit and loss.

The Company measures the lease liability at the present value of the lease payments over the lease term. The lease payments are discounted using the interest rate implicit in the lease, if that rate can be readily determined. If that rate cannot be readily determined, the Company uses incremental borrowing rate. For leases with reasonably similar characteristics, the Company adopts the incremental borrowing rate for the entire portfolio of leases as a whole. The lease payments shall include fixed payments, variable lease payments, exercise price of a purchase option and payments of penalties for terminating the lease. The lease liability is subsequently remeasured by increasing the carrying amount to reflect interest on the lease liability, reducing the carrying amount to reflect the lease payments made and remeasuring the carrying amount to reflect any reassessment or lease modifications or to reflect revised in-substance fixed lease payments.

The Company recognises the amount of the re-measurement of lease liability as an adjustment to the right-of-use asset. Where the carrying amount of the right-of-use asset is reduced to zero and there is a further reduction in the measurement of the lease liability, the Company recognizes any remaining amount of the re-measurement in statement of profit and loss.

The Company has elected not to apply the requirements of Ind AS 116 to leases for which the underlying asset is of low value. The lease payments associated with these low

value leases are recognized as an expense on a straight-line basis over the lease term.

## Company as a lessor

Leases where the Company does not transfer substantially all the risks and rewards incidental to ownership of the asset are classified as operating leases. Lease rentals under operating leases are recognized as income on a straight-line basis over the lease term.

## (k) Inventories

Stock of food and beverages, stores and operating supplies are valued at lower of cost and net realisable Value. Cost includes cost of purchase and other costs incurred in bringing the inventories to their present location and condition. Cost is determined on a first in first out basis. Net realisable value is the estimated selling price in the ordinary course of business less estimated costs necessary to make sale.

## (l) Impairment of non-financial assets

The Company assesses at each reporting date whether there is an indication that an asset may be impaired. If any indication exists, or when annual impairment testing for an asset is required, the Company estimates the asset's recoverable amount. An asset's recoverable amount is the higher of an asset's or cash-generating unit's (CGU) fair value less costs of disposal and its value in use. The recoverable amount is determined for an individual asset, unless the asset does not generate cash inflows that are largely independent of those from other assets or Company's of assets. Where the carrying amount of an asset or CGU exceeds its recoverable amount, the asset is considered impaired and is written down to its recoverable amount. In assessing value in use, the estimated future cash flows are discounted to their present value using a pre-tax discount rate that reflects current market assessments of the time value of money and the risks specific to the asset. In determining net selling price, recent market transactions are taken into account, if available. If no such transactions can be identified, an appropriate valuation model is used. These calculations are corroborated by valuation multiples, quoted share prices for publicly traded companies or other available fair value indicators.

The Company bases its impairment calculation on detailed budgets and forecast calculations, which are prepared separately for each of the Company's CGUs to which the individual assets are allocated. These budgets and forecast calculations generally cover a period of five

# NOTES TO FINANCIAL STATEMENTS

for the year ended March 31, 2021

years. For longer periods, a long-term growth rate is calculated and applied to project future cash flows after the fifth year. To estimate cash flow projections beyond periods covered by the most recent budgets/forecasts, the Company extrapolates cash flow projections in the budget using a steady or declining growth rate for subsequent years, unless an increasing rate can be justified. In any case, this growth rate does not exceed the long-term average growth rate for the products, industries, or country in which the entity operates, or for the market in which the asset is used.

Impairment losses including impairment on inventories, are recognised in the statement of profit and loss.

An assessment is made at each reporting date to determine whether there is an indication that previously recognised impairment losses no longer exist or have decreased. If such indication exists, the Company estimates the asset's or CGU's recoverable amount. A previously recognised impairment loss is reversed only if there has been a change in the assumptions used to determine the asset's recoverable amount since the last impairment loss was recognised. The reversal is limited so that the carrying amount of the asset does not exceed its recoverable amount, nor exceed the carrying amount that would have been determined, net of depreciation, had no impairment loss been recognised for the asset in prior years. Such reversal is recognised in the statement of profit or loss unless the asset is carried at a revalued amount, in which case, the reversal is treated as a revaluation increase.

## (m) Provisions

### *General*

Provisions are recognised when the Company has a present obligation (legal or constructive) as a result of a past event, it is probable that an outflow of resources embodying economic benefits will be required to settle the obligation and a reliable estimate can be made of the amount of the obligation. The expense relating to a provision is presented in the statement of profit and loss net of any reimbursement.

The amount recognised as a provision is the best estimate of the consideration required to settle the present obligation at the end of the reporting period, taking into account the risks and uncertainties surrounding the obligation.

If the effect of the time value of money is material, provisions are discounted using a current pre-tax rate that reflects, when appropriate, the risks specific to the

liability. When discounting is used, the increase in the provision due to the passage of time is recognised as a finance cost.

Provisions are reviewed at the end of each reporting period and adjusted to reflect the current best estimate. If it is no longer probable that an outflow of resources would be required to settle the obligation, the provision is reversed.

## Contingent Assets/ Liabilities

Contingent assets are not recognised. However, when realisation of income is virtually certain, then the related asset is no longer a contingent asset, and is recognised as an asset.

Contingent liabilities are disclosed in notes to accounts when there is a possible obligation arising from past events, the existence of which will be confirmed only by the occurrence or non-occurrence of one or more uncertain future events not wholly within the control of the Company or a present obligation that arises from past events where it is either not probable that an outflow of resources will be required to settle or a reliable estimate of the amount cannot be made.

## (n) Deferred Revenue

The Company operates a loyalty point's programme, which allows customers to accumulate points when they obtain services in the Company's Hotels. The points can be redeemed for free products/ nights, subject to a minimum number of points being obtained. Consideration received is allocated between the Room Revenue and the points issued, with the consideration allocated to the points equal to their fair value. Fair value of the points is determined by applying a statistical analysis. The fair value of the points issued is deferred and recognised as revenue when the points are redeemed.

## (o) Retirement and other employee benefits

Retirement benefit in the form of provident fund is a defined contribution scheme. The Company has no obligation, other than the contribution payable to the provident fund. The Company recognizes contribution payable to the provident fund scheme as an expense, when an employee renders the related service. If the contribution payable to the scheme for service received before the balance sheet date exceeds the contribution already paid, the deficit payable to the scheme is recognized as a liability after deducting the contribution already paid. If the contribution already paid exceeds the contribution due for services received before the balance

# NOTES TO FINANCIAL STATEMENTS

for the year ended March 31, 2021

sheet date, then excess is recognized as an asset to the extent that the pre-payment will lead to, for example, a reduction in future payment or a cash refund.

Retirement benefit in the form of gratuity is a defined benefit scheme. Gratuity liability of employees is accounted for on the basis of actuarial valuation on projected unit credit method at the close of the year. Company's contribution made to Life Insurance Corporation is expensed off at the time of payment of premium.

Remeasurements, comprising of actuarial gains and losses, the effect of the asset ceiling, excluding amounts included in net interest on the net defined benefit liability and the return on plan assets (excluding amounts included in net interest on the net defined benefit liability), are recognised immediately in the balance sheet with a corresponding debit or credit to retained earnings through OCI in the period in which they occur. Remeasurements are not reclassified to profit or loss in subsequent periods.

Past service costs are recognised in profit or loss on the earlier of:

- The date of the plan amendment or curtailment, and
- The date that the Company recognises related restructuring costs

Net interest is calculated by applying the discount rate to the net defined benefit liability or asset. The Company recognises the following changes in the net defined benefit obligation as an expense in the statement of profit and loss:

- Service costs comprising current service costs, past-service costs, gains and losses on curtailments and non-routine settlements; and
- Net interest expense or income

Retirement benefits in the form of Superannuation Fund is a defined contribution scheme and the contributions are charged to the statement of profit and loss of the year when the contributions to the respective funds are due. There are no other obligations other than the contribution payable to the respective trusts.

#### *Short-term and other long-term employee benefits*

A liability is recognised for benefits accruing to employees in respect of wages and salaries, annual leave and sick

leave in the period the related service is rendered at the undiscounted amount of the benefits expected to be paid in exchange for that service.

Liabilities recognised in respect of short-term employee benefits are measured at the undiscounted amount of the benefits expected to be paid in exchange for the related service.

Liabilities recognised in respect of other long-term employee benefits are measured at the present value of the estimated future cash outflows expected to be made by the Group in respect of services provided by employees up to the reporting date.

The Company treats leaves expected to be carried forward for measurement purposes. Such compensated absences are provided for based on the actuarial valuation using the projected unit credit method at the year-end. Remeasurement gains/losses are immediately taken to the statement of profit and loss and are not deferred. The Company presents the entire leave as a current liability in the balance sheet, since it does not have an unconditional right to defer its settlement for 12 months after the reporting date. Where Company has the unconditional legal and contractual right to defer the settlement for a period beyond 12 months, the same is presented as non-current liability.

#### (p) **Financial instruments**

A financial instrument is any contract that gives rise to a financial asset of one entity and a financial liability or equity instrument of another entity.

#### *Financial assets*

##### *Initial recognition and measurement*

All financial assets are recognised initially at fair value plus, in the case of financial assets not recorded at fair value through profit or loss, transaction costs that are attributable to the acquisition of the financial asset. Purchases or sales of financial assets that require delivery of assets within a time frame established by regulation or convention in the market place (regular way trades) are recognised on the trade date, i.e., the date that the Company commits to purchase or sell the asset.

##### *Subsequent measurement*

For purposes of subsequent measurement, financial assets are classified in following categories:

- Debt instruments at amortised cost

# NOTES TO FINANCIAL STATEMENTS

for the year ended March 31, 2021

- Debt instruments at fair value through other comprehensive income (FVTOCI)
- Debt instruments, derivatives and equity instruments at fair value through profit or loss (FVTPL)
- Equity instruments measured at fair value through other comprehensive income (FVTOCI)
- Equity instruments in subsidiaries/associates carried at cost

### *Debt instruments at amortised cost*

A debt instrument is measured at the amortised cost if both the following conditions are met:

- The asset is held within a business model whose objective is to hold assets for collecting contractual cash flows, and
- Contractual terms of the asset give rise on specified dates to cash flows that are solely payments of principal and interest (SPPI) on the principal amount outstanding.

This category is the most relevant to the Company. The difference between the transaction amount and amortized cost in case of interest free loan to subsidiaries based on the expected repayment period is considered as 'deemed investment on account of interest free loan to subsidiaries' (Refer Note 8(i)). After initial measurement, such financial assets are subsequently measured at amortised cost using the effective interest rate (EIR) method. Amortised cost is calculated by taking into account any discount or premium on acquisition and fees or costs that are an integral part of the EIR. The EIR amortisation is included in finance income in the profit or loss. If there is any change in estimate for payment of loan (provided that there was no error in original estimate), difference in carrying amount and repayment has been adjusted as return on capital by the parent, based on condition/ situation prevailing on that date. The losses arising from impairment are recognised in the profit or loss.

### *Debt instrument at FVTOCI*

A debt instrument is classified as at the FVTOCI if both of the following criteria are met:

- The objective of the business model is achieved both by collecting contractual cash flows and selling the financial assets, and
- The asset's contractual cash flows represent SPPI.

Debt instruments included within the FVTOCI category are measured initially as well as at each reporting date at fair value. Fair value movements are recognized in the other comprehensive income (OCI). However, the Company recognizes interest income, impairment losses & reversals and foreign exchange gain or loss in the Statement of Profit and Loss. On derecognition of the asset, cumulative gain or loss previously recognised in OCI is reclassified from the equity to Statement of Profit and Loss. Interest earned whilst holding FVTOCI debt instrument is reported as interest income using the EIR method.

### *Debt instrument at FVTPL*

FVTPL is a residual category for debt instruments. Any debt instrument, which does not meet the criteria for categorization as at amortized cost or as FVTOCI, is classified as at FVTPL. In addition, the Company may elect to designate a debt instrument, which otherwise meets amortized cost or FVTOCI criteria, as at FVTPL. However, such election is allowed only if doing so reduces or eliminates a measurement or recognition inconsistency (referred to as 'accounting mismatch').

The Company has designated compulsory redeemable preference shares investments in its subsidiaries at FVTPL. The difference between the transaction amount and amortized cost is considered as 'deemed investment in compulsory redeemable preference shares' (Refer Note 8(i)).

Debt instruments included within the FVTPL category are measured at fair value with all changes recognized in the P&L.

### *Equity instruments*

All equity investments (other than equity investments in subsidiaries) in scope of Ind AS 109 are measured at fair value. Equity instruments in subsidiaries are carried at cost in financial statements less impairments if any. Equity instruments included within the FVTPL category are measured at fair value with all changes recognized in the P&L.

### *Derecognition*

A financial asset (or, where applicable, a part of a financial asset or part of a Company of similar financial assets) is primarily derecognised (i.e. removed from the Company's balance sheet) when:

- The rights to receive cash flows from the asset have expired, or

# NOTES TO FINANCIAL STATEMENTS

for the year ended March 31, 2021

- The Company has transferred its rights to receive cash flows from the asset or has assumed an obligation to pay the received cash flows in full without material delay to a third party under a 'pass-through' arrangement; and either (a) the Company has transferred substantially all the risks and rewards of the asset, or (b) the Company has neither transferred nor retained substantially all the risks and rewards of the asset, but has transferred control of the asset.

## *Impairment of financial assets*

In accordance with Ind AS 109, the Company applies expected credit loss (ECL) model for measurement and recognition of impairment loss on the following financial assets and credit risk exposure:

- Financial assets that are debt instruments, and are measured at amortised cost e.g., loans, debt securities, deposits, trade receivables and bank balance.
- Financial assets that are debt instruments and are measured as at FVTOCI.
- Trade receivables or any contractual right to receive cash or another financial asset.

The Company follows 'simplified approach' for recognition of impairment loss allowance on trade receivables. The application of simplified approach does not require the Company to track changes in credit risk. Rather, it recognises impairment loss allowance based on lifetime ECLs at each reporting date, right from its initial recognition.

At each reporting date, for recognition of impairment loss on other financial assets and risk exposure, the Company determines that whether there has been a significant increase in the credit risk since initial recognition. If credit risk has not increased significantly, 12-month ECL is used to provide for impairment loss. However, if credit risk has increased significantly, lifetime ECL is used. If, in a subsequent period, credit quality of the instrument improves such that there is no longer a significant increase in credit risk since initial recognition, then the Company reverts to recognising impairment loss allowance based on 12-month ECL.

Lifetime ECL are the expected credit losses resulting from all possible default events over the expected life of a financial instrument. The 12-month ECL is a portion of the lifetime ECL which results from default events that are possible within 12 months after the reporting date.

ECL is the difference between all contractual cash flows that are due to the Company in accordance with the contract and all the cash flows that the entity expects to receive (i.e., all cash shortfalls), discounted at the original EIR.

ECL impairment loss allowance (or reversal) recognized during the period is recognized as income/ expense in the statement of profit and loss (P&L). This amount is reflected under the head 'other expenses' in the P&L. The balance sheet presentation for various financial instruments is described below:

- Financial assets measured as at amortised cost, contractual revenue receivables and lease receivables: ECL is presented as an allowance, i.e., as an integral part of the measurement of those assets in the balance sheet. The allowance reduces the net carrying amount. Until the asset meets write-off criteria, the Company does not reduce impairment allowance from the gross carrying amount.
- Debt instruments measured at FVTOCI: Since financial assets are already reflected at fair value, impairment allowance is not further reduced from its value. Rather, ECL amount is presented as 'accumulated impairment amount' in the OCI.

For assessing increase in credit risk and impairment loss, the Company combines financial instruments on the basis of shared credit risk characteristics with the objective of facilitating an analysis that is designed to enable significant increases in credit risk to be identified on a timely basis.

The Company does not have any purchased or originated credit-impaired (POCI) financial assets, i.e., financial assets which are credit impaired on purchase/ origination.

## *Financial liabilities*

### *Initial recognition and measurement*

Financial liabilities are classified, at initial recognition, as financial liabilities at fair value through profit or loss, loans and borrowings, payables, or as derivatives designated as hedging instruments in an effective hedge, as appropriate.

All financial liabilities are recognised initially at fair value and, in the case of loans and borrowings and payables, net of directly attributable transaction costs.

The Company's financial liabilities include trade and other payables, loans and borrowings including bank overdrafts and financial guarantee contracts.

# NOTES TO FINANCIAL STATEMENTS

for the year ended March 31, 2021

## *Subsequent measurement*

The measurement of financial liabilities depends on their classification, as described below:

### Financial liabilities at fair value through profit or loss

Financial liabilities at fair value through profit or loss include financial liabilities held for trading and financial liabilities designated upon initial recognition as at fair value through profit or loss. Financial liabilities are classified as held for trading if they are incurred for the purpose of repurchasing in the near term. This category also includes derivative financial instruments entered into by the Company that are not designated as hedging instruments in hedge relationships as defined by Ind AS 109.

Gains or losses on liabilities held for trading are recognised in the profit or loss.

Financial liabilities designated upon initial recognition at fair value through profit or loss are designated as such at the initial date of recognition, and only if the criteria in Ind AS 109 are satisfied. For liabilities designated as FVTPL, fair value gains/ losses attributable to changes in own credit risk are recognized in OCI. These gains/ loss are not subsequently transferred to P&L. However, the Company may transfer the cumulative gain or loss within equity. All other changes in fair value of such liability are recognised in the statement of profit or loss. The Company has not designated any financial liability as at fair value through profit and loss.

### *Financial liabilities at amortised cost*

This is the category most relevant to the Company. After initial recognition, interest-bearing loans and borrowings are subsequently measured at amortised cost using the EIR method. Gains and losses are recognised in profit or loss when the liabilities are derecognised as well as through the EIR amortisation process.

Amortised cost is calculated by taking into account any discount or premium on acquisition and fees or costs that are an integral part of the EIR. The EIR amortisation is included as finance costs in the statement of profit and loss.

This category generally applies to borrowings. For more information refer Note 16.

### **Financial guarantee**

Financial guarantee issued by the Company on behalf of group companies are designated as 'Insurance Contracts'.

The Company assess at the end of each reporting period whether its recognised insurance liabilities (if any) are adequate, using current estimates of future cash flows under its insurance contracts. If that assessment shows that the carrying amount of its insurance liabilities is inadequate in the light of the estimated future cash flows, the entire deficiency is recognised in profit or loss.

If a financial guarantee is an integral element of debts held by the entity, it is not accounted for separately.

### *Derecognition*

A financial liability is derecognised when the obligation under the liability is discharged or cancelled or expires. When an existing financial liability is replaced by another from the same lender on substantially different terms, or the terms of an existing liability are substantially modified, such an exchange or modification is treated as the derecognition of the original liability and the recognition of a new liability. The difference in the respective carrying amounts is recognised in the statement of profit or loss.

### *Offsetting of financial instruments*

Financial assets and financial liabilities are offset and the net amount is reported in the balance sheet if there is a currently enforceable legal right to offset the recognised amounts and there is an intention to settle on a net basis, to realise the assets and settle the liabilities simultaneously.

### **(q) Cash and cash equivalents**

Cash and cash equivalent in the balance sheet comprise cash at banks and on hand and short-term deposits with an original maturity of three months or less, which are subject to an insignificant risk of changes in value.

### **(r) Share-based payments**

Certain employees (including senior executives) of the Company receive part of their remuneration in the form of share based payment transactions, whereby employees render services in exchange for shares or rights over shares ('equity settled transactions').

The cost of equity-settled transactions with employees measured at fair value at the date at which they are granted using an appropriate valuation model. That cost is recognised, together with a corresponding increase in share-based payment (SBP) reserves in equity, over the period in which the service conditions are fulfilled in employee benefits expense. The cumulative expense recognised for equity-settled transactions at each



# NOTES TO FINANCIAL STATEMENTS

for the year ended March 31, 2021

reporting date until the vesting date reflects the extent to which the vesting period has expired and the Company's best estimate of the number of equity instruments that will ultimately vest. The statement of profit and loss expense or credit for a period represents the movement in cumulative expense recognised as at the beginning and end of that period and is recognised in employee benefits expense.

Service and non-market performance conditions are not taken into account when determining the grant date fair value of awards, but the likelihood of the conditions being met is assessed as part of the Company's best estimate of the number of equity instruments that will ultimately vest.

When the terms of an equity-settled award are modified, the minimum expense recognised is the expense had the terms had not been modified, if the original terms of the award are met. An additional expense is recognised for any modification that increases the total fair value of the share-based payment transaction, or is otherwise beneficial to the employee as measured at the date of modification. Where an award is cancelled by the entity or by the counterparty, any remaining element of the fair value of the award is expensed immediately through profit or loss.

## (s) Measurement of EBITDA

The Company has elected to present earnings before interest, tax, depreciation and amortization (EBITDA) as a separate line item on the face of the statement of profit and loss. The Company measures EBITDA on the basis of profit/ (loss) from continuing operations. In its measurement, the Company does not include depreciation and amortization expense, interest income, finance costs, and tax expense.

## (t) Cash Flow Statement

Cash flows are reported using the indirect method, where by profit before tax is adjusted for the effects

of transactions of a non-cash nature, any deferrals or accruals of past or future operating cash receipts or payments and item of income or expenses associated with investing or financing cash flows. The cash flows from operating, investing and financing activities of the Company are segregated.

## (u) Indirect taxes

Sales/ Value Added Taxes/Goods & Service Tax paid on acquisition of assets or on incurring expenses

Expenses and assets are recognised net of the amount of sales/ value added taxes paid, except:

- When the tax incurred on a purchase of assets or services is not recoverable from the taxation authority, in which case, the tax paid is recognised as part of the cost of acquisition of the asset or as part of the expense item, as applicable
- When receivables and payables are stated with the amount of tax included

The net amount of tax recoverable from, or payable to, the taxation authority is included as part of receivables or payables in the balance sheet.

## (v) Earnings Per Share (EPS)

Basic EPS is calculated by dividing the profit for the period attributable to ordinary equity shareholders of the Company by the weighted average number of Equity shares outstanding during the year.

Diluted EPS is calculated by dividing the profit attributable to ordinary equity shareholders of the Company by the weighted average number of Equity shares outstanding during the period plus the weighted average number of Equity shares that would be issued on conversion of all the dilutive potential Equity shares into Equity shares.

# NOTES TO FINANCIAL STATEMENTS

for the year ended March 31, 2021

| Particulars                           | ₹ in lakhs    |                           |                            |                     |                     |                       |                   |                        |  |           |          |           |
|---------------------------------------|---------------|---------------------------|----------------------------|---------------------|---------------------|-----------------------|-------------------|------------------------|--|-----------|----------|-----------|
|                                       | Freehold land | Building on freehold land | Building on leasehold land | Plant and Machinery | Electrical fittings | Electrical equipments | Office equipments | Furniture and Fixtures | Crockery, cutlery and soft furnishings | Computers | Vehicles | Total     |
| <b>Gross Carrying Amount (I)</b>      |               |                           |                            |                     |                     |                       |                   |                        |  |           |          |           |
| At April 1, 2019                      | 10,513.42     | 17,409.99                 | 11,967.38                  | 4,789.21            | 1,832.69            | 1,062.52              | 74.60             | 2,321.30               | 313.62                                 | 176.61    | 522.70   | 50,984.04 |
| Additions                             | -             | -                         | -                          | 70.70               | 6.63                | 30.32                 | 3.87              | 258.03                 | -                                      | 19.22     | 94.67    | 483.44    |
| Eliminated on Disposals               | -             | -                         | -                          | 0.27                | -                   | -                     | -                 | -                      | -                                      | -         | 10.51    | 10.78     |
| At March 31, 2020                     | 10,513.42     | 17,409.99                 | 11,967.38                  | 4,859.64            | 1,839.32            | 1,092.84              | 78.47             | 2,579.33               | 313.62                                 | 195.83    | 606.86   | 51,456.70 |
| Additions                             | -             | -                         | -                          | 41.65               | 8.98                | 15.82                 | -                 | 19.22                  | -                                      | 1.84      | 66.72    | 154.23    |
| Disposals                             | 360.12        | 230.84                    | -                          | -                   | -                   | -                     | -                 | -                      | -                                      | -         | 35.77    | 626.73    |
| At March 31, 2021                     | 10,153.30     | 17,179.15                 | 11,967.38                  | 4,901.29            | 1,848.30            | 1,108.66              | 78.47             | 2,598.55               | 313.62                                 | 197.67    | 637.81   | 50,984.20 |
| <b>Accumulated Depreciation (II)</b>  |               |                           |                            |                     |                     |                       |                   |                        |  |           |          |           |
| At April 1, 2019                      | -             | 1,088.68                  | 1,183.89                   | 1,651.52            | 1,165.23            | 548.86                | 58.93             | 1,507.63               | 259.55                                 | 122.85    | 153.62   | 7,740.76  |
| Charge for the year                   | -             | 315.41                    | 198.43                     | 431.85              | 136.88              | 93.94                 | 12.26             | 214.06                 | 24.82                                  | 28.82     | 74.16    | 1,530.63  |
| Eliminated on Disposals               | -             | -                         | -                          | -                   | -                   | -                     | -                 | -                      | -                                      | -         | 4.97     | 4.97      |
| At March 31, 2020                     | -             | 1,404.09                  | 1,382.32                   | 2,083.37            | 1,302.11            | 642.80                | 71.19             | 1,721.69               | 284.37                                 | 151.67    | 222.81   | 9,266.42  |
| Charge for the year                   | -             | 300.89                    | 198.22                     | 392.03              | 102.37              | 72.72                 | 6.90              | 153.55                 | 22.52                                  | 20.88     | 81.90    | 1,351.98  |
| Eliminated on Disposals               | -             | 13.14                     | -                          | -                   | -                   | -                     | -                 | -                      | -                                      | -         | 11.75    | 24.89     |
| At March 31, 2021                     | -             | 1,691.84                  | 1,580.54                   | 2,475.40            | 1,404.48            | 715.52                | 78.09             | 1,875.24               | 306.89                                 | 172.55    | 292.96   | 10,593.51 |
| <b>III. Net Carrying amount(I-II)</b> |               |                           |                            |                     |                     |                       |                   |                        |  |           |          |           |
| At March 31, 2021                     | 10,153.30     | 15,487.31                 | 10,386.84                  | 2,425.89            | 443.82              | 393.14                | 0.38              | 723.31                 | 6.73                                   | 25.12     | 344.85   | 40,390.69 |
| At March 31, 2020                     | 10,513.42     | 16,005.90                 | 10,585.06                  | 2,776.27            | 537.21              | 450.04                | 7.28              | 857.65                 | 29.25                                  | 44.16     | 384.04   | 42,190.28 |

## Notes

- Certain property, plant and equipment are mortgaged as collateral against borrowings, the details related to which have been described in footnote to note 16 on 'borrowings'.
- Refer Note 29 for Estimation of uncertainties related to global health pandemic on COVID-19 and critical judgements, estimates and assumptions w.r.t Impairment of Property Plant & Equipment.

# NOTES TO FINANCIAL STATEMENTS

for the year ended March 31, 2021

## 4. Capital work-in-progress

| Particulars            | As at<br>March 31, 2021<br>₹ in lakhs | As at<br>March 31, 2020<br>₹ in lakhs |
|------------------------|---------------------------------------|---------------------------------------|
| <b>Hotel at Shimla</b> |                                       |                                       |
| Material               | 1,282.11                              | 1,204.30                              |
| Project staff expenses | 114.10                                | 102.79                                |
| Salary wages & bonus   | 53.17                                 | 45.92                                 |
| Professional charges   | 94.03                                 | 92.61                                 |
| Others                 | 4.18                                  | 4.16                                  |
|                        | <b>1,547.59</b>                       | <b>1,449.78</b>                       |

a) Refer Note 31(b) for information on contractual commitments for development of Shimla property.

## 5. Investment property

| Particulars                            | Total<br>₹ in lakhs |
|--|---------------------|
| <b>Gross Carrying Amount (I)</b>       |                     |
| At April 1, 2019                       | 258.89              |
| Additions                              | -                   |
| At March 31, 2020                      | 258.89              |
| Additions                              | -                   |
| At March 31, 2021                      | <b>258.89</b>       |
| <b>Accumulated Depreciation (II)</b>   |                     |
| At April 1, 2019                       | 17.57               |
| Charge for the year                    | 4.39                |
| At March 31, 2020                      | 21.96               |
| Charge for the year                    | 4.39                |
| At March 31, 2021                      | <b>26.35</b>        |
| <b>III. Net Carrying amount (I-II)</b> |                     |
| At March 31, 2021                      | <b>232.54</b>       |
| At March 31, 2020                      | 236.93              |

Information regarding income and expenditure of Investment property:

| Particulars   | For the<br>year ended<br>March 31, 2021<br>₹ in lakhs | For the<br>year ended<br>March 31, 2020<br>₹ in lakhs |
|---|---|---|
| Rental income derived from investment property  | 17.82   | 16.85   |
| Direct operating expenses (including repairs and maintenance) that did not generate rental income | (1.04)  | (0.97)  |
| <b>Profit arising from investment properties before depreciation and indirect expenses</b>        | <b>16.78</b>  | <b>15.88</b>  |
| Less - Depreciation   | (4.39)  | (4.39)  |
| <b>Profit arising from investment properties before indirect expenses</b>                         | <b>12.39</b>  | <b>11.49</b>  |

The Company's investment properties consist of a commercial property in Pune, India. The management has determined that the investment property consist of one classes of asset – office space – based on the nature, characteristics and risks of the property.

The Company has no restrictions on the realisability of its investment properties and no contractual obligations to purchase, construct or develop investment properties.

As at March 31, 2021 and March 31, 2020, the fair values of the property is ₹ 258.89 lakhs and ₹ 258.89 lakhs respectively.

# NOTES TO FINANCIAL STATEMENTS

for the year ended March 31, 2021

These valuations are based on valuations performed by an external independent valuer at the time of acquisition of property dated March 25, 2014

The valuer has considered these valuations on the basis that there is no material change in the value of property since acquired, hence no impairment is made during the year

Description of valuation techniques used and key inputs to valuation on investment properties:

| Valuation technique     | Significant unobservable Inputs |
|-------------------------|---------------------------------|
| Sales comparable method | Location                        |
|                         | Size of building                |
|                         | Quality of building             |
|                         | Visibility of unit              |
|                         | Furnished/unfurnished           |

## 6. Intangible assets

| Particulars                           | Software      | Goodwill    | Brand<br>(Keys Hotels) | ₹ in lakhs    |
|---------------------------------------|---------------|-------------|------------------------|---------------|
|                                       |               |             |                        | Total         |
| <b>Gross Carrying Amount (I)</b>      |               |             |                        |               |
| At April 1, 2019                      | 483.89        | 2.63        | -                      | 486.52        |
| Additions                             | 10.69         |             | 100.00                 | 110.69        |
| Eliminated on Disposals               | -             | -           | -                      | -             |
| <b>At March 31, 2020</b>              | <b>494.58</b> | <b>2.63</b> | <b>100.00</b>          | <b>597.21</b> |
| Additions                             | 17.15         |             |                        | 17.15         |
| Disposals                             | -             | -           |                        | -             |
| <b>At March 31, 2021</b>              | <b>511.73</b> | <b>2.63</b> | <b>100.00</b>          | <b>614.36</b> |
| <b>Accumulated Depreciation (II)</b>  |               |             |                        |               |
| At April 1, 2019                      | 146.90        | -           | -                      | 146.90        |
| Amortisation                          | 98.31         | -           | -                      | 98.31         |
| Eliminated on Disposals               | -             | -           | -                      | -             |
| <b>At March 31, 2020</b>              | <b>245.21</b> | <b>-</b>    | <b>-</b>               | <b>245.21</b> |
| Amortisation                          | 81.59         | -           | 10.00                  | 91.59         |
| Eliminated on Disposals               | -             | -           | -                      | -             |
| <b>At March 31, 2021</b>              | <b>326.80</b> | <b>-</b>    | <b>10.00</b>           | <b>336.80</b> |
| <b>III. Net Carrying amount(I-II)</b> |               |             |                        |               |
| At March 31, 2021                     | 184.93        | 2.63        | 90.00                  | 277.56        |
| At March 31, 2020                     | 249.38        | 2.63        | 100.00                 | 352.00        |

# NOTES TO FINANCIAL STATEMENTS

for the year ended March 31, 2021

## 7. Right to use asset

| Particulars  | ₹ in lakhs       |
|--|------------------|
|  | Amount           |
| <b>Net carrying amount at April 01, 2019</b> (Recognised on transition date i.e. April 01, 2019) | <b>12,289.09</b> |
| Additions during the year  | 5,347.35         |
| Disposals during the year  | -                |
| Amortisation during the year   | 792.49           |
| <b>Net carrying amount as at March 31, 2020*</b>   | <b>16,843.95</b> |
| Additions during the year  | 95.25            |
| Disposals during the year  | -                |
| Amortisation during the year   | 803.07           |
| <b>Net carrying amount as at March 31, 2021</b>  | <b>16,136.13</b> |

\*Includes an amount of ₹ 5,090.46 lakhs reclassified from prepaid rent (earlier classified in other non current assets and other current assets) to Right of use assets, as on April 1, 2020 and corresponding previous year balance has been reclassified accordingly.

## 8. Financial assets

| Particulars   | As at<br>March 31, 2021<br>₹ in lakhs | As at<br>March 31, 2020<br>₹ in lakhs |
|---|---------------------------------------|---------------------------------------|
|   | <b>(i) Investments</b>                |                                       |
| <b>Investments at cost</b>  |                                       |                                       |
| <b>Unquoted equity shares of subsidiary companies at cost</b>   |                                       |                                       |
| 43,311,609 (Previous year 43,311,609) equity shares of Fleur Hotels Private Limited of ₹10 each fully paid.***                      | 62,957.93                             | 61,977.67                             |
| 11,869,100 (Previous year 11,869,100) Equity shares of PSK Resorts & Hotels Private Limited of Re.1 each fully paid                 | 2,691.12                              | 2,691.12                              |
| 360,945,400 (Previous year 345,945,400) Equity shares of Canary Hotels Private Limited of Re.1 each fully paid.                     | 5,374.28                              | 5,224.28                              |
| 1,01,95,000 (Previous year 6,195,000 ) Equity shares of Sukhsagar Complexes Private Limited of ₹10 each fully paid.                 | 3,219.23                              | 2,619.63                              |
| Nil (Previous year 75,000,000) Equity shares of Nightingale Hotels Private Limited of Re.1 each fully paid.***                      | -                                     | 931.40                                |
| 571,428 (Previous year 571,428) Equity shares of Manakin Resorts Private Limited of ₹10 each fully paid.                            | 390.69                                | 390.69                                |
| Nil (Previous year: 10,854,592) Equity shares of Begonia Hotels Private Limited of Re.1 each fully paid.***                         | -                                     | 48.86                                 |
| 3,700,000 (Previous year 3,700,000) Equity shares of Oriole Dr Fresh Hotels Private Limited of ₹10 each fully paid.                 | 2,643.97                              | 2,643.97                              |
| 700,000 (Previous year 700,000) Equity shares of Carnation Hotels Private Limited of Re.1 each fully paid.                          | 7.00                                  | 7.00                                  |
| 45,500,668 (Previous year 45,500,668) Equity shares of Grey Fox Project Management Company Private Limited of Re.1 each fully paid. | 455.01                                | 455.01                                |
| 115,000 (Previous year 115,000) Equity shares of Dandelion Hotels Private Limited of Re.1 each fully paid.                          | 160.54                                | 160.54                                |

# NOTES TO FINANCIAL STATEMENTS

for the year ended March 31, 2021

| Particulars  | As at<br>March 31, 2021<br>₹ in lakhs | As at<br>March 31, 2020<br>₹ in lakhs |
|--|---------------------------------------|---------------------------------------|
| 350,000 (Previous year 350,000) Equity shares of Lemon Tree Hotel Company Private Limited of Re.1 each fully paid.                           | 3.50                                  | 3.50                                  |
| 300,000 (Previous year 300,000) Equity shares of Red Fox Hotel Company Private Limited of Re.1 each fully paid.                              | 3.00                                  | 3.00                                  |
| 10,000 (Previous year 10,000) Equity shares of Poplar Homestead Holding Private Limited of ₹10 each fully paid.                              | 1.00                                  | 1.00                                  |
| 10,000 (Previous year 10,000) Equity shares of Madder Stays Private Limited of ₹10 each fully paid.  | 1.00                                  | 1.00                                  |
| 10,000 (Previous year 10,000) Equity shares of Jessamine Stays Private Limited of ₹10 each fully paid.                                       | 1.00                                  | 1.00                                  |
| 2,87,62,500 (Previous year 150,000) Equity shares of Hamstede Living Private Limited of ₹10 each fully paid **                               | 887.07                                | 15.00                                 |
| Less Provision of diminution in the value of Investment made in Hamstede Living Private Limited (Refer note 42)                              | (592.07)                              | -                                     |
| <b>Unquoted equity shares of associate companies at cost</b>   |                                       |                                       |
| 340,000 (Previous year 340,000) Equity shares of Mind Leaders Learning India Private Limited of ₹1 each fully paid.                          | 3.40                                  | 3.40                                  |
| <b>Unquoted compulsory redeemable preference shares of subsidiary companies at fair value through Profit and loss</b>                        |                                       |                                       |
| 350,000 (Previous year 350,000) 5% Redeemable Non Cumulative Preference shares of Carnation Hotels Private Limited of ₹100 each fully paid.* | 239.18                                | 214.87                                |
| <b>Unquoted compulsory convertible preference shares of associate companies at cost</b>  |                                       |                                       |
| Nil (Previous year 8,700,000) 0.001% Compulsorily Convertible Preference shares of Hamstede Living Private Limited of ₹10 each fully paid**  | -                                     | 870.00                                |
| <b>Deemed investment (equity portion) on account of interest free loan to subsidiaries (Repaid)</b>  |                                       |                                       |
| Dandelion Hotels Private Limited   | 4.85                                  | 4.85                                  |
| Fleur Hotels Private Limited***  | 59.90                                 | 59.90                                 |
| Oriole Dr Fresh Hotels Private Limited   | 14.46                                 | 14.46                                 |
| <b>Deemed investment (equity portion) in redeemable preference shares (Repaid)</b>   |                                       |                                       |
| Sukhsagar Complexes Private Limited  | 74.89                                 | 74.89                                 |
| Oriole Dr Fresh Hotels Private Limited   | 145.56                                | 145.56                                |
| Canary Hotels Private Limited  | 22.99                                 | 22.99                                 |
| Carnation Hotels Private Limited   | 224.30                                | 224.30                                |
| Grey Fox Project Management Company Private Limited  | 84.25                                 | 84.25                                 |
| <b>Quoted mutual funds at fair value through profit and loss</b>   |                                       |                                       |
| Nil (Previous Year: 138,119) units of Aditya Birla Sunlife liquid fund - Direct Plan Growth Plan - Growth option                             | -                                     | 441.37                                |

# NOTES TO FINANCIAL STATEMENTS

for the year ended March 31, 2021

| Particulars  | As at<br>March 31, 2021<br>₹ in lakhs | As at<br>March 31, 2020<br>₹ in lakhs |
|--|---------------------------------------|---------------------------------------|
| <b>Unquoted equity shares of companies other than subsidiary and associate companies at fair value through profit and loss</b> |                                       |                                       |
| 2,567 (Previous Year: 2,567) equity shares of SEP Energy Private Limited of ₹10 each fully paid.                               | 0.26                                  | 0.26                                  |
| 9,126 (Previous Year : 9,126) equity shares of School of Hospitality India Private Limited of ₹10 each fully paid.             | 200.04                                | 200.04                                |
|  | <b>79,278.35</b>                      | <b>79,535.81</b>                      |
| Aggregate book value of unquoted investments   | 79,278.35                             | 79,094.44                             |
| Aggregate book value/market value of quoted investments  | -                                     | 441.37                                |
| <b>Current</b>   | -                                     | 441.37                                |
| <b>Non-Current</b>   | 79,278.35                             | 79,094.44                             |
| <b>Total</b>   | <b>79,278.35</b>                      | <b>79,535.81</b>                      |

\*The preference shares will be redeemed either at the option of the Company or at the option of the subsidiary at any-time after the expiry of one year or before expiry of ten years.

\*\* The preference shareholder had the right to voluntarily convert such CCPS at any-time before the expiry of such period & same is exercised by company on March 10, 2021.

\*\*\*During the year Nightingale Hotels Private Limited & Begonia Hotels Private Limited has been merged with Fleur Hotels Private Limited with appointed date from 01 April 2019 and scheme was effective from March 31, 2021. Fleur Hotels Private Limited has made allotment of 6,182,631 equity shares on April 20, 2021 as per swap ratio mentioned in the scheme and accordingly book value of investment made in Nightingale Hotels Private Limited and Begonia Hotels Private Limited has been added/merged into the book value of investment made in Fleur Hotels Private Limited.

| Particulars  | As at<br>March 31, 2021<br>₹ in lakhs | As at<br>March 31, 2020<br>₹ in lakhs |
|--|---------------------------------------|---------------------------------------|
| <b>(ii) Loans</b>  |                                       |                                       |
| (unsecured considered good unless otherwise stated)              |                                       |                                       |
| Loans to employees at amortised cost                             | 87.56                                 | 118.88                                |
|  | <b>87.56</b>                          | <b>118.88</b>                         |
| <b>(iii) Other financial assets (unsecured, considered good)</b> |                                       |                                       |
| Security deposits  | 1,580.93                              | 1,163.58                              |
| Interest accrued on deposits with banks*                         | 200.78                                | 151.92                                |
| Interest accrued on loan given to related party                  | 103.85                                | 102.63                                |
| Fixed deposits under lien**                                      | 228.28                                | 250.17                                |
|  | <b>2,113.84</b>                       | <b>1,668.29</b>                       |

\* Interest Accrued on Fixed deposits under lien includes deposits lien marked with banks against guarantees issued in favour of various Government departments.

\*\* Fixed deposits under lien includes deposits lien marked with banks against guarantees issued in favour of various Government departments.

# NOTES TO FINANCIAL STATEMENTS

for the year ended March 31, 2021

## 9.1 Deferred tax assets (net)

| Particulars   | As at<br>March 31, 2021<br>₹ in lakhs | As at<br>March 31, 2020<br>₹ in lakhs |
|---|---------------------------------------|---------------------------------------|
| Property, plant and equipment and intangible assets   | 3,994.52                              | 3,783.96                              |
| Impact of expenditure charged to the statement of profit and loss in the current/earlier period but allowable for tax purposes on payment basis | -                                     | 0.40                                  |
| <b>Deferred tax liability</b>   | <b>3,994.52</b>                       | <b>3,784.36</b>                       |
| Impact of expenditure charged to the statement of profit and loss in the current/earlier period but allowable for tax purposes on payment basis | 156.91                                | 214.46                                |
| Effect of unabsorbed depreciation and business loss   | 2,437.09                              | 1,492.98                              |
| Lease liability   | 1,619.61                              | 1,426.59                              |
| Gratuity  | 54.27                                 | 42.33                                 |
| Leave compensation  | 30.11                                 | 26.65                                 |
| Loyalty program   | 4.99                                  | 4.60                                  |
| Provision for contingency   | 18.82                                 | 16.19                                 |
| Provision for slow moving inventory   | 8.81                                  | 8.81                                  |
| Interest on Loan u/s 43B  | 371.82                                | -                                     |
| Security deposits   | 585.96                                | 546.17                                |
| Loan to employee  | 13.62                                 | 9.63                                  |
| Borrowings  | 29.05                                 | 17.45                                 |
| Provision for doubtful debts and advances   | 55.17                                 | 55.17                                 |
| <b>Deferred tax asset</b>   | <b>5,386.23</b>                       | <b>3,861.03</b>                       |
| <b>A. Deferred tax asset (net)</b>  | <b>1,391.71</b>                       | <b>76.67</b>                          |
| <b>B. MAT Credit entitlement</b>  | <b>2,992.90</b>                       | <b>2,992.90</b>                       |
| <b>Net deferred tax asset (net)</b>   | <b>4,384.61</b>                       | <b>3,069.57</b>                       |

Reconciliation of tax expense and the accounting profit multiplied by India's domestic tax rate for year March 31, 2021 and March 31, 2020:

| Particulars  | March 31, 2021    | March 31, 2020 |
|--|-------------------|----------------|
| Profit/(loss) before tax                                 | (5,386.74)        | 4,064.76       |
| Tax rate   | 29.12%            | 29.12%         |
| Tax at statutory income tax rate                         | (1,568.62)        | 1,183.66       |
| Effect of incomes taxable at nil/lower/MAT rate          | (2.10)            | (75.23)        |
| Effect due to rate change                                | -                 | (242.58)       |
| Effect of non-deductible expenses                        | 176.47            | (20.89)        |
| Income Considered for tax purposes on purchase of shares | 80.58             | -              |
| <b>Net</b>   | <b>(1,313.67)</b> | <b>844.96</b>  |

## 9.2 Non-Current tax assets (net)

| Particulars  | As at<br>March 31, 2021<br>₹ in lakhs | As at<br>March 31, 2020<br>₹ in lakhs |
|--|---------------------------------------|---------------------------------------|
| Advance Income Tax (net of provision for taxation) | 802.09                                | 1,025.05                              |
|  | 802.09                                | 1,025.05                              |



# NOTES TO FINANCIAL STATEMENTS

for the year ended March 31, 2021

## 10. Other non-current assets

| Particulars                       | As at<br>March 31, 2021<br>₹ in lakhs | As at<br>March 31, 2020<br>₹ in lakhs |
|-----------------------------------|---------------------------------------|---------------------------------------|
| <b>Unsecured, considered good</b> |                                       |                                       |
| Capital advances                  | 1.27                                  | 6.78                                  |
| Prepaid expenses                  | 119.91                                | 99.39                                 |
| <b>Total</b>                      | <b>121.18</b>                         | <b>106.17</b>                         |

## 11. Inventories (valued at lower of lost and net realisable value)

| Particulars   | As at<br>March 31, 2021<br>₹ in lakhs | As at<br>March 31, 2020<br>₹ in lakhs |
|---|---------------------------------------|---------------------------------------|
| Food and beverages (excluding liquor and wine)          | 32.35                                 | 54.87                                 |
| Liquor and wine   | 27.76                                 | 37.15                                 |
| Stores, cutlery, crockery, linen, provisions and others | 131.80                                | 141.57                                |
| <b>Total</b>  | <b>191.91</b>                         | <b>233.59</b>                         |

Refer footnote to Note 16 for inventories pledged.

## 12. Financial assets

| Particulars  | As at<br>March 31, 2021<br>₹ in lakhs | As at<br>March 31, 2020<br>₹ in lakhs |
|--|---------------------------------------|---------------------------------------|
| <b>(i) Trade receivables</b>                                       |                                       |                                       |
| Trade receivables  | 7,725.23                              | 7,979.20                              |
|  | <b>7,725.23</b>                       | <b>7,979.20</b>                       |
| <b>Break-up for security details:</b>                              |                                       |                                       |
| Trade receivables  |                                       |                                       |
| Unsecured, considered good   | 7,725.23                              | 7,979.20                              |
| Doubtful   | 187.64                                | 187.64                                |
|  | <b>7,912.87</b>                       | <b>8,166.84</b>                       |
| <b>Impairment Allowance (allowance for bad and doubtful debts)</b> |                                       |                                       |
| Doubtful   | 187.64                                | 187.64                                |
|  | <b>187.64</b>                         | <b>187.64</b>                         |
| <b>Total</b>   | <b>7,725.23</b>                       | <b>7,979.20</b>                       |

No trade or other receivable are due from directors or other officers of the company either severally or jointly with any other person. Nor any trade or other receivable are due from firms or private companies respectively in which any director is a partner, a director or a member.

The interest free credit period given to customers is upto 90 days.

Trade receivables are non interest bearing and are generally on terms of 30 to 90 days from the date of invoice.

| Particulars   | As at<br>March 31, 2021<br>₹ in lakhs | As at<br>March 31, 2020<br>₹ in lakhs |
|---|---------------------------------------|---------------------------------------|
| <b>(ii) Cash and cash equivalents</b>               |                                       |                                       |
| <b>Balance with banks</b>                           |                                       |                                       |
| On current accounts                                 | 279.35                                | 1,168.93                              |
| Deposits with original maturity of 3 months or less | 3,350.00                              | -                                     |
| Cash on hand  | 11.77                                 | 18.90                                 |
|   | <b>3,641.12</b>                       | <b>1,187.83</b>                       |

# NOTES TO FINANCIAL STATEMENTS

for the year ended March 31, 2021

| Particulars  | As at<br>March 31, 2021<br>₹ in lakhs | As at<br>March 31, 2020<br>₹ in lakhs |
|--|---------------------------------------|---------------------------------------|
| <b>(iii) Loans</b>   |                                       |                                       |
| <b>Unsecured, considered good</b>                                    |                                       |                                       |
| Loans and advances to subsidiaries                                   | 122.61                                | 3,498.83                              |
|  | <b>122.61</b>                         | <b>3,498.83</b>                       |
| Particulars  | As at<br>March 31, 2021<br>₹ in lakhs | As at<br>March 31, 2020<br>₹ in lakhs |
| <b>(iv) Other financial assets</b>                                   |                                       |                                       |
| Security deposits  | 0.68                                  | 0.68                                  |
| Interest accrued on fixed deposits                                   | 16.73                                 | -                                     |
|  | <b>17.41</b>                          | <b>0.68</b>                           |
| <b>13. Other current assets</b>                                      |                                       |                                       |
| Particulars  | As at<br>March 31, 2021<br>₹ in lakhs | As at<br>March 31, 2020<br>₹ in lakhs |
| Advances recoverable   | 619.56                                | 355.68                                |
| Unbilled revenue   | 1,426.82                              | 1,097.21                              |
| Balance with statutory/ government authorities                       | 417.55                                | 381.50                                |
| Prepaid expenses   | 329.67                                | 292.29                                |
| <b>Total</b>   | <b>2,793.60</b>                       | <b>2,126.68</b>                       |
| <b>14. Share capital</b>   |                                       |                                       |
| Authorised Share Capital   | Equity shares                         |                                       |
|  | No. of shares                         | ₹ in lakhs                            |
| At April 1, 2019   | 1,001,440,000                         | 100,144.00                            |
| Increase/(decrease) during the year                                  | -                                     | -                                     |
| At March 31, 2020  | 1,001,440,000                         | 100,144.00                            |
| Increase/(decrease) during the year                                  | -                                     | -                                     |
| At March 31, 2021  | 1,001,440,000                         | 100,144.00                            |
| Issued equity capital  |                                       |                                       |
| <b>Equity shares of Rs 10 each issued, subscribed and fully paid</b> |                                       |                                       |
| At April 1, 2019   | 789,295,571                           | 78,929.55                             |
| Change in shares held by ESOP trust                                  | 1,018,902                             | 101.89                                |
| At March 31, 2020  | 790,314,473                           | 79,031.44                             |
| Change in shares held by ESOP trust                                  | 107,000                               | 10.70                                 |
| <b>At March 31, 2021*</b>  | <b>790,421,473</b>                    | <b>79,042.14</b>                      |

\* excluding 18,24,991 equity shares ( March 31, 2020: 19,31,991 shares) held by ESOP trust which has been consolidated in accordance with the requirement of IND AS 110. The movement is explained below :-

# NOTES TO FINANCIAL STATEMENTS

for the year ended March 31, 2021

|                                     | Share capital |            | Shares held by ESOP trust |            | Share capital (net) |            |
|-------------------------------------|---------------|------------|---------------------------|------------|---------------------|------------|
|                                     | No. of shares | ₹ in lakhs | No. of shares             | ₹ in lakhs | No. of shares       | ₹ in lakhs |
| At April 1, 2019                    | 79,22,46,464  | 79,224.64  | 29,50,893                 | 295.09     | 78,92,95,571        | 78,929.55  |
| Change in shares held by ESOP trust | -             | -          | (10,18,902)               | (101.89)   | 10,18,902           | 101.89     |
| At March 31, 2020                   | 79,22,46,464  | 79,224.64  | 19,31,991                 | 193.20     | 79,03,14,473        | 79,031.44  |
| Change in shares held by ESOP trust | -             | -          | (1,07,000)                | (10.70)    | 1,07,000            | 10.70      |
| At March 31, 2021                   | 79,22,46,464  | 79,224.64  | 18,24,991                 | 182.50     | 79,04,21,473        | 79,042.14  |

## Details of shareholders holding more than 5% shares in the Company

| Name of the shareholder                   | As at March 31, 2021 |                             | As at March 31, 2020 |                             |
|---|----------------------|-----------------------------|----------------------|-----------------------------|
|   | No. of shares        | % held as at March 31, 2021 | No. of shares        | % held as at March 31, 2020 |
| Equity shares of ₹ 10 each fully paid up  |                      |                             |                      |                             |
| Spank Management Services Private Limited | 19,42,10,759         | 24.51%                      | 20,77,10,759         | 26.22%                      |
| APG Strategic Real Estate Pool N.V.       | 11,87,30,914         | 14.99%                      | 11,87,30,914         | 14.99%                      |
| SBI Large and Midcap Fund                 | 6,67,12,790          | 8.42%                       | 6,74,82,790          | 8.52%                       |
| WF Asian Reconnaissance Fund Limited      | 5,53,83,349          | 6.99%                       | -                    | -                           |

## Shares reserved for issue under options

For details of shares reserved for issue under the employee stock option (ESOP) plan of the Company, please refer note 32

Aggregate number of bonus share issued, share issued for consideration other than cash and shares bought back during the period of five years immediately preceding the reporting date

|  | March 31, 2021 | March 31, 2020 |
|--|----------------|----------------|
|  | No. of shares  | No. of shares  |
| Equity shares allotted as fully paid, pursuant to amalgamations  | 5,65,11,722    | 5,65,11,722    |
| Equity shares allotted as fully paid bonus shares by capitalization of securities premium and capital redemption reserve | -              | 64,61,25,652   |

In addition, the Company has issued total 11,024,053 shares (March 31, 2020 : 11,443,592) during the period of five years immediately preceding the reporting date on exercise of options granted under the employee stock option plan (ESOP) wherein part consideration was received in form of employee services.

## 15. Other equity

|                                     | ₹ in lakhs |
|-------------------------------------|------------|
| Securities premium                  |            |
| At April 1, 2019                    | 10,277.34  |
| Change in shares held by ESOP trust | 117.17     |
| At March 31, 2020                   | 10,394.51  |
| Change in shares held by ESOP trust | 12.31      |
| At March 31, 2021                   | 10,406.82  |

# NOTES TO FINANCIAL STATEMENTS

for the year ended March 31, 2021

|                                     | ₹ in lakhs                                     |  |
|-------------------------------------|--|--|
| <b>Retained earnings</b>            |  |  |
| At April 1, 2019                    |  | 10,847.77                                      |
| Profit for the year                 |  | 3,229.52                                       |
| Retrospective impact on INDAS 116*  |  | (2,206.15)                                     |
| At March 31, 2020                   |  | 11,871.14                                      |
| Profit for the year                 |  | (4,076.40)                                     |
| At March 31, 2021                   |  | 7,794.74                                       |
| *refer note 31(a)                   |  |  |
| <b>General reserve</b>              |  |  |
| At April 1, 2019                    |  | 3,035.24                                       |
| Increase/(decrease) during the year |  | -  |
| At March 31, 2020                   |  | 3,035.24                                       |
| Increase/(decrease) during the year |  | -  |
| At March 31, 2021                   |  | 3,035.24                                       |
| <b>Capital redemption reserve</b>   |  |  |
| At April 1, 2019                    |  | 45.00  |
| Increase/(decrease) during the year |  | -  |
| At March 31, 2020                   |  | 45.00  |
| Increase/(decrease) during the year |  | -  |
| At March 31, 2021                   |  | 45.00  |
| <b>Particulars</b>                  | <b>As at<br/>March 31, 2021<br/>₹ in lakhs</b> | <b>As at<br/>March 31, 2020<br/>₹ in lakhs</b> |
| <b>Other reserves</b>               |  |  |
| Securities premium                  | 10,406.82                                      | 10,394.51                                      |
| Retained earnings                   | 7,794.74                                       | 11,871.14                                      |
| General reserve                     | 3,035.24                                       | 3,035.24                                       |
| Capital redemption reserve          | 45.00  | 45.00  |
| <b>Total</b>                        | <b>21,281.80</b>                               | <b>25,345.89</b>                               |

## Notes:

**Securities premium:** Securities premium comprises of premium received on issue of shares

**Retained earnings:** Retained earnings represents balances of profit and loss at each period/year end.

**General reserve:** Under the erstwhile Companies Act 1956, general reserve was created through an annual transfer of net income at a specified percentage in accordance with applicable regulations. The purpose of these transfers was to ensure that if a dividend distribution in a given year is more than 10% of the paidup capital of the Company for that year, then the total dividend distribution is less than the total distributable results for that year. Consequent to introduction of Companies Act 2013, the requirement to mandatorily transfer a specified percentage of the net profit to general reserve has been withdrawn.

**Share-based payments:** The Company has one share option schemes under which options to subscribe for the Company's shares have been granted to certain executives and senior employees. The share-based payment reserve is used to recognise the value of equity-settled share-based payments provided to employees, including key management personnel, as part of their remuneration. Refer to Note 32 for further details of these plans.

**Capital redemption reserve:** The Companies Act provides that companies redeeming its preference shares at face value or nominal value is required to transfer an amount into capital redemption reserve. This reserve can be used to issue fully paid-up bonus shares to the shareholders of the Company.

# NOTES TO FINANCIAL STATEMENTS

for the year ended March 31, 2021

## 16. Borrowings

| Particulars  | As at<br>March 31, 2021<br>₹ in lakhs | As at<br>March 31, 2020<br>₹ in lakhs |
|--|---------------------------------------|---------------------------------------|
| <b>Non-current borrowings</b>                                    |                                       |                                       |
| <b>Term Loans</b>  |                                       |                                       |
| <b>Loans from Banks (Secured)</b>                                |                                       |                                       |
| Kotak Mahindra Bank Limited (Refer footnote 1, 2, 3 & 4 below)   | 1,410.56                              | 892.66                                |
| Axis Bank Limited (Refer footnote 11 & 12 below)                 | 2,783.53                              | 2,805.10                              |
| HDFC Bank Limited (Refer footnote 7, 8, 9 & 10 below)            | 22,766.35                             | 19,917.36                             |
| Vehicle loans (Refer footnote 13 below)                          | 184.28                                | 241.88                                |
| <b>Loans from financial institutions</b>                         |                                       |                                       |
| Aditya Birla Finance Limited (Refer footnote 5 & 6 below)        | 5,186.76                              | 4,294.53                              |
| <b>Total non-current borrowings</b>                              | <b>32,331.48</b>                      | <b>28,151.53</b>                      |
| <b>Current maturity of long term loans</b>                       |                                       |                                       |
| Kotak Mahindra Bank Limited (Refer footnote 1, 2, 3 & 4 below)   | 384.38                                | 435.10                                |
| Axis Bank Limited (Refer footnote 11 & 12 below)                 | 800.29                                | 401.37                                |
| HDFC Bank Limited (Refer footnote 7, 8, 9 & 10 below)            | 2,271.11                              | 969.13                                |
| Vehicle loans (Refer footnote 13 below)                          | 99.29                                 | 52.33                                 |
| <b>Current maturity of loans from financial institutions</b>     |                                       |                                       |
| Aditya Birla Finance Limited (Refer footnote 5 & 6 below)        | -                                     | 90.00                                 |
| <b>Total current maturity of loans</b>                           | <b>3,555.07</b>                       | <b>1,947.93</b>                       |
| Less: Amount clubbed under "other current financial liabilities" | (3,555.07)                            | (1,947.93)                            |
| <b>Net current borrowings</b>                                    | <b>-</b>                              | <b>-</b>                              |

- (i) The Company has not defaulted in the repayment of loans and interest as at Balance Sheet date.
- (ii) In terms of Loan Agreement with lenders company were to comply with certain covenants which were linked to the operational performance e.g , Net Debt to earnings before interest, tax, depreciation and amortization (EBITDA) and debt service coverage ratio (DSCR) etc. During financial year COVID-19 had impacted the operations of Company which resulted in lower EBITDA and negative profit before tax and as a consequence those covenants could not be met. The Company has taken waiver of these covenants from all its lenders. The Company has complied with all other financial covenants namely debt-to-equity ratio and fixed asset coverage ratio (FACR) etc.

# NOTES TO FINANCIAL STATEMENTS

for the year ended March 31, 2021

| Footnotes to Note 16 "Borrowings" |                       | Amount<br>Sanctioned<br>₹ in lakhs | Carrying rate of<br>Interest as at<br>March 31, 2021 | Carrying rate of<br>Interest as at<br>March 31, 2020 | Repayment/<br>of terms<br>Modification   | Security/<br>Principal terms and conditions  |
|-----------------------------------|-----------------------|------------------------------------|--|--|--|--|
| 1                                 | Kotak<br>Bank Limited | 1,633.00                           | 7.95%  | 8.95%  | The loan is repayable in 60<br>quarterly installments.                         | The Term Loan is secured by way of:<br>a) Exclusive charge on all existing and<br>future current assets of the borrower's<br>hotels located at Gurgaon (city centre<br>new), Aurangabad, Indore, and Sector-29,<br>Gurgaon.<br>b) Subservient charge over all existing and<br>future current assets of the Company<br>except current assets of the company's<br>hotels located at Gurgaon (city centre<br>new), Aurangabad, Indore, and Sector-29,<br>Gurgaon on which bank has exclusive<br>charge.   |
| 2                                 | Kotak<br>Bank Limited | 431.00                             | 8.20%  | 8.95%  | The loan is repayable in<br>60 monthly installments.<br>Repaid during the year | c) Equitable Mortgage by way of exclusive<br>charge on the plot of Land at Sector-29,<br>Gurgaon owned by the borrower. Also,<br>exclusive charge over Moveable Fixed<br>assets of the Hotel Property at Sector-29,<br>Gurgaon.  |
| 3                                 | Kotak<br>Bank Limited | 5,200.00                           | 7.85%  | 8.85%  | The loan is repayable in 28<br>quarterly installments.                         | The Term Loan is secured by way of:<br>a) Exclusive charge on all existing and future<br>current assets of the borrower's commercial<br>space at Sector-60, Gurgaon.<br>b) Minimum asset cover of 1.25x to be<br>maintained throughout the tenor of bank's<br>loan as per valuation accepted by bank.<br>c) Subservient charge over all existing and<br>future current assets of the borrower<br>except current assets of the borrower's<br>commercial space at Sector-60, Gurgaon on<br>which bank has exclusive charge.<br>d) Equitable Mortgage by way of exclusive<br>charge on the on the proportionate share<br>of land and building of commercial space of<br>the borrower at Sector-60, Gurgaon.<br>e) Exclusive charge over Moveable Fixed<br>assets of commercial space at Sector-60,<br>Gurgaon." |

# NOTES TO FINANCIAL STATEMENTS

for the year ended March 31, 2021

| Note | Lender                | Amount<br>Sanctioned<br>₹ in lakhs | Carrying rate of<br>Interest as at<br>March 31, 2021 | Carrying rate of<br>Interest as at<br>March 31, 2020 | Repayment/<br>of terms   | Modification | Security/<br>Principal terms and conditions  |
|------|-----------------------|------------------------------------|--|--|--|--------------|--|
| 4    | Kotak<br>Bank Limited | Mahindra<br>810.00                 | 7.85%  | -  | The loan is repayable in 48 equal monthly installments commencing from the next month after completion of moratorium of 12 months. |              | <p>it is secured by second charge as under:</p> <p>(a) Exclusive hypothecation charge on all existing and future current assets of the Borrower's hotels located at Gurgaon (City Center New), Aurangabad, Indore and Sector 29, Gurgaon.</p> <p>(b) Equitable mortgage by way of exclusive charge on immoveable properties being land and building plot situated at Plot No. 287 - 289, Sector 29, Gurgaon owned by Winsome Entertainment and Tourism Private Limited which has since been merged with the borrower. Appropriate merger documents and other related documents to be submitted to the satisfaction of the bank.</p> <p>(c) Exclusive hypothecation Charge over on all existing and future Moveable Fixed Assets of Hotel property Plot No. 287 - 289, Sector 29, Gurgaon.</p> <p>(d) Subservient hypothecation charge over all existing and future current assets of the Borrower except current assets of the Borrower's hotels located at Sector 29, Gurgaon, Gurgaon (City Center New), Aurangabad and Indore on which the Bank has exclusive charge.</p> <p>(e) Exclusive hypothecation charge on all existing and future current assets of the Borrower's Part portion of ground floor and entire third floor of Block-A, commercial space at Sector 60, Gurgaon.</p> |

# NOTES TO FINANCIAL STATEMENTS

for the year ended March 31, 2021

| Note | Lender                       | Amount<br>Sanctioned<br>₹ in lakhs | Carrying rate of<br>Interest as at<br>March 31, 2021 | Carrying rate of<br>Interest as at<br>March 31, 2020 | Repayment/<br>of terms  | Modification | Security/ Principal terms and conditions   |
|------|------------------------------|------------------------------------|--|--|---|--------------|--|
| 5    | Aditya Birla Finance Limited | 884.00                             | 8.9%   | -  | The loan is repayable in 48 equal monthly installments after moratorium of 12 months from the date of 1st disbursement. |              | <p>(f) Equitable mortgage by way of exclusive charge on the land and building of commercial space of the borrower at Part portion of ground floor and entire third floor of Block-A, Sector 60, Gurgaon. Minimum asset cover of 1.25x to be maintained throughout the tenor of bank's loan on immovable property as per valuation accepted by the bank.</p> <p>(g) Exclusive hypothecation charge over Moveable Fixed Assets of commercial space at Sector 60, Gurgaon.</p> <p>(h) Subservient hypothecation charge over all existing and future current assets of the Borrower except current assets of the Borrower's commercial space at Sector 60, Gurgaon on which the Bank has exclusive charge.</p> <p>(i) Credit Guarantee by National Credit Guarantee Trust Company Limited.</p> |
|      |                              |                                    |  |  | (a) Second charge on all moveable and immovable fixed assets of the Red Fox Hotel Hyderabad, both present and future.   |              |  |
|      |                              |                                    |  |  | (b) Second Pari-pasu charge on all current assets of the Red Fox Hotel, Hyderabad, both present & future.               |              |  |
|      |                              |                                    |  |  | (c) Credit Guarantee by National Credit Guarantee Trust Company Limited.  |              |  |



# NOTES TO FINANCIAL STATEMENTS

for the year ended March 31, 2021

| Note | Lender                       | Amount Sanctioned<br>₹ in lakhs | Carrying rate of Interest as at March 31, 2021 | Carrying rate of Interest as at March 31, 2020 | Repayment/ Modification of terms   | Security/ Principal terms and conditions  |
|------|------------------------------|---------------------------------|--|--|--|---|
| 6    | Aditya Birla Finance Limited | 4,500.00                        | 8.9%   | 9.70%  | The loan is repayable in 44 structured quarterly installments after moratorium of 12 months from the date of 1st disbursement. | It is secured by:<br>a) First exclusive charge on the Immovable Fixed Assets (both present and future) of the Red Fox Hotel Hyderabad, to provide a minimum cover of 1.50x at all times during the tenor of the loan.<br>b) First exclusive charge on all the Movable Fixed Assets (both present and future) of the Red Fox Hotel Hyderabad.<br>c) First exclusive charge on Escrow of entire cash flow of Red Fox Hotel Hyderabad.<br>d) DPN   |
| 7    | HDFC Bank Limited            | 2,100.00                        | 8.15%  | 9.20%  | The loan is repayable in 39 step-up quarterly installments.  | It is secured by :<br>a) First charge on all the fixed assets, both present and future, of the hotel "Lemon Tree" at Plot No. 3 MW, Phase-I, Industrial Area, Chandigarh, including hypothecation of all movables.<br>b) A first & exclusive charge on Projects ("Lemon Tree" at Plot No. 3 MW, Phase-I, Industrial Area, Chandigarh) unencumbered-book debts, operating cash flows, receivables, commissions, banks accounts (whenever held) if any-present & future all revenues<br>c) Mortgage of leasehold rights of the projects ("Lemon Tree" at Plot No. 3 MW, Phase-I, Industrial Area, Chandigarh) land admeasuring 0.46 acre (2241.38 sq yrd) and building thereon. |

# NOTES TO FINANCIAL STATEMENTS

for the year ended March 31, 2021

| Note | Lender            | Amount Sanctioned<br>₹ in lakhs | Carrying rate of Interest as at March 31, 2021 | Carrying rate of Interest as at March 31, 2020 | Repayment/ Modification of terms  | Security/ Principal terms and conditions  |
|------|-------------------|---------------------------------|--|--|---|---|
| 8    | HDFC Bank Limited | 4,200.00                        | 7.5%   |  | Repayable in 48 monthly installments after moratorium of 12 months                                  | <p>It is secured by extension of second ranking charge over existing primary and collateral securities including mortgages created in favor of bank. on following select properties:</p> <p>Properties:-</p> <ul style="list-style-type: none"> <li>- Hotel Lemon Tree, Udyog Vihar</li> <li>- Hotel Lemon Tree, Pune,</li> <li>- Hotel Lemon Tree, Ahemdabad</li> <li>- Hotel Lemon Tree, Chennai</li> <li>- Lemon Tree Premier, Bangalore</li> <li>- Hotel Lemon Tree, Chandigarh</li> </ul> <p>Further covered by 100% Guarantee by National Credit Guarantee Trust Company Limited.</p>   |
| 9    | HDFC Bank Limited | 10,000.00                       | 9.00%  | 9.00%  | <p>The loan is repayable in 44 consecutive quarterly installments after a moratorium of 1 year.</p> | <p>It is secured by :</p> <p>a) First pari passu charge by way of mortgage on Select properties. The borrower shall ensure asset cover ratio should not be less than 1.50x (based on market value of security) at all times.</p> <p>b) First pari passu charge by way of hypothecation in favor of the lender on all current assets and movable fixed assets including movable plant and machinery, machinery spares, tools and accessories, furniture and fixtures, vehicles and all other movable assets, present and future of Select Properties.</p> <p>Properties:-</p> <ul style="list-style-type: none"> <li>-Hotel Lemon Tree, Udyog Vihar</li> <li>-Hotel Lemon Tree, Pune,</li> <li>-Hotel Lemon Tree, Ahemdabad</li> <li>-Hotel Lemon Tree, Chennai</li> <li>-Lemon Tree Premier, Bangalore</li> </ul> |

# NOTES TO FINANCIAL STATEMENTS

for the year ended March 31, 2021

| Note | Lender            | Amount<br>Sanctioned<br>₹ in lakhs | Carrying rate of<br>Interest as at<br>March 31, 2021 | Carrying rate of<br>Interest as at<br>March 31, 2020 | Repayment/<br>of terms   | Modification   | Security/ Principal terms and conditions |
|------|-------------------|------------------------------------|--|--|--|--|--|
| 10   | HDFC Bank Limited | 11,100.00                          | 8.60%  | 8.60%  | The loan shall be repaid in 27 Consecutive quarterly installments as per the schedule. | <p>It is secured by :</p> <p>a) First exclusive charge by way of equitable mortgage on select properties.</p> <p>b) First exclusive charge by way of hypothecation in favour of the lender on all current assets and movable fixed assets including movable plant and machinery, machinery spares, tools and accessories, furniture and fixtures, vehicles and all other movable assets, present and future of below mentioned properties</p> <p>Hotel Lemon Tree, Udyog Vihar,<br/>Hotel Lemon Tree, Pune,<br/>Hotel Lemon Tree, Ahemdabad,<br/>Hotel Lemon Tree, Chennai,<br/>Lemon Tree Premier, Bangalore.</p> |  |

# NOTES TO FINANCIAL STATEMENTS

for the year ended March 31, 2021

| Note | Lender            | Amount<br>Sanctioned<br>₹ in lakhs | Carrying rate of<br>Interest as at<br>March 31, 2021 | Carrying rate of<br>Interest as at<br>March 31, 2020 | Repayment/<br>of terms<br>Modification             | Security/<br>Principal terms and conditions  |
|------|-------------------|------------------------------------|--|--|--|--|
| 11   | Axis Bank Limited | 1,845.00                           | 8.45%  | 9.15%  | The Loan is repayable in 19 quarterly instalments. | <p>It secured by:</p> <p>a) Exclusive charge over on movable and immovable properties and fixed assets, both present and future, pertaining to Red Fox Hotel situated at Asset No.6 Aerocity Hospitality District, New Delhi-110037(except project land).</p> <p>b) Exclusive charge by way of hypothecation of all the project's movables including movable plant &amp; machinery, machinery spares, tools and accessories.</p> <p>c) Exclusive charge on the project's book debts, operating cash flows, receivables, commissions, bank accounts (wherever held), revenues of whatever nature and wherever arising, present and future subject to prior charge of bankers on specified current assets for securing working capital facilities and subject to prior approval of bank.</p> <p>d) Exclusive charge by way of assignment or creation of charge in favour of the lender of</p> <p>- All the right, title, interest, benefits, claims and demands whatsoever of the borrower in agreements (development agreement, management agreement, construction contract), duly acknowledged and consented to by the counter party;</p> <p>- All the rights, title, interest, benefits, claims and demands whatsoever of the borrower in clearances;</p> |

# NOTES TO FINANCIAL STATEMENTS

for the year ended March 31, 2021

| Note | Lender   | Amount Sanctioned<br>₹ in lakhs | Carrying rate of Interest as at March 31, 2021              | Carrying rate of Interest as at March 31, 2020              | Repayment/ Modification of terms                      | Security/ Principal terms and conditions  |
|------|--|---------------------------------|---|---|---|---|
| 12   | Axis Bank Limited  | 1,770.00                        | 8.45%   | 9.15%   | The Loan is repayable in 19 quarterly instalments.    | -All the rights,title, interest,benefits, claims and demands whatsoever of the borrower in any letter of credit, guarantee, performance bond provided by any party to the project documents<br><br>-All insurance contracts/insurance proceeds; |
|      |  |                                 |   |   |   | (e) All Cash Flow routing to be done through Escrow Account maintained with bank.   |
|      |  |                                 |   |   |   | (f) Right of substitution and other rights under the Substitution Agreement, on pari passu basis with other lenders.  |
| 13   | Vehicle loan from -<br>HDFC Bank Limited,<br>Axis Bank Limited<br>& BMW Financial services |                                 | Rate of Interest of these loans ranges from 8.00% to 14.00% | Rate of Interest of these loans ranges from 8.00% to 14.00% | These loans are repaid on agreed monthly instalments. | Vehicle loan is secured by hypothecation of underlying motor vehicle acquired out of such loans   |

# NOTES TO FINANCIAL STATEMENTS

for the year ended March 31, 2021

## 16(a). Lease liabilities

| Particulars                          | As at<br>March 31, 2021<br>₹ in lakhs | As at<br>March 31, 2020<br>₹ in lakhs |
|--------------------------------------|---------------------------------------|---------------------------------------|
| Balance at the beginning of the year | 16,652.48                             | 16,508.41                             |
| Interest accrued during the year     | 1,562.96                              | 1,549.43                              |
| Payment of lease liabilities         | 1,435.73                              | 1,405.36                              |
| Balance at the end of the year       | 16,779.71                             | 16,652.48                             |
| Current                              | 88.21                                 | 77.54                                 |
| Non-Current                          | 16,691.50                             | 16,574.94                             |

## 17. Provisions

| Particulars                               | As at<br>March 31, 2021<br>₹ in lakhs | As at<br>March 31, 2020<br>₹ in lakhs |
|---|---------------------------------------|---------------------------------------|
| Provision for gratuity (Refer note 30)    | 186.36                                | 145.37                                |
| Current                                   | 31.92                                 | 9.94                                  |
| Non-current                               | 154.44                                | 135.43                                |
| Provision for compensated absences        | 103.40                                | 91.51                                 |
| Current                                   | 103.40                                | 91.51                                 |
| Non-current                               | -                                     | -                                     |
| Provision for litigations (Refer note 31) | 64.61                                 | 55.60                                 |
| Current                                   | 64.61                                 | 55.60                                 |
| Non-current                               | -                                     | -                                     |
| Total current                             | 199.93                                | 157.05                                |
| Total non-current                         | 154.44                                | 135.43                                |

## 18. Financial liabilities

| Particulars                      | As at<br>March 31, 2021<br>₹ in lakhs | As at<br>March 31, 2020<br>₹ in lakhs |
|----------------------------------|---------------------------------------|---------------------------------------|
| <b>(i) Short term borrowings</b> |                                       |                                       |
| Cash credit from banks (Secured) | 1,362.95                              | 4,470.36                              |
| <b>Total</b>                     | <b>1,362.95</b>                       | <b>4,470.36</b>                       |

A The Cash credit facility and working capital loan from Kotak Mahindra Bank is repayable on demand and carries interest rate of 8.15% p.a. (March 31, 2020: 9.20% p.a.) and is secured by way of:

- Exclusive charge on all existing and future current assets of the borrower's hotels located at Gurgaon (city centre new), Aurangabad, Indore, and Sector-29, Gurgaon.
- Subservient charge over all existing and future current assets of the Company except current assets of the Company's hotels located at Gurgaon (city centre new), Aurangabad, Indore, and Sector-29, Gurgaon on which bank has exclusive charge.
- Equitable Mortgage by way of exclusive charge on the plot of Land at Sector-29, Gurgaon owned by the borrower. Also, exclusive charge over Moveable Fixed assets of the Hotel Property at Sector-29, Gurgaon.

B The Cash credit facility and working capital loan from HDFC Bank Limited is repayable on demand and carries interest rate of 7.45% p.a. (March 31, 2020: 8.40%) and is secured by way of:

- First Exclusive charge by way of equitable mortgage on Select properties.

# NOTES TO FINANCIAL STATEMENTS

for the year ended March 31, 2021

- b) First exclusive charge by way of hypothecation in favor of the lender on all current assets and movable fixed assets including movable plant and machinery, machinery spares, tools and accessories, furniture and fixtures, vehicles and all other movable assets, present and future of Select Properties.

Properties:-

- Hotel Lemon Tree, Udyog Vihar
- Hotel Lemon Tree, Pune,
- Hotel Lemon Tree, Ahemdabad
- Hotel Lemon Tree, Chennai
- Lemon Tree Premier, Bangalore
- Hotel Lemon Tree, Chandigarh

| Particulars                                      | As at<br>March 31, 2021<br>₹ in lakhs | As at<br>March 31, 2020<br>₹ in lakhs |
|--|---------------------------------------|---------------------------------------|
| <b>(ii) Trade payables</b>                       |                                       |                                       |
| Trade Payables                                   |                                       |                                       |
| - Micro and small enterprises                    | 94.89                                 | 117.57                                |
| - Other than Micro, small and medium enterprises | 4,385.85                              | 4,465.96                              |
|  | <b>4,480.74</b>                       | <b>4,583.53</b>                       |
| <b>(iii) Other financial liabilities</b>         |                                       |                                       |
| Current maturities of long-term borrowings*      | 3,555.07                              | 1,947.93                              |
| Interest accrued but not due on borrowings**     | 22.27                                 | 57.94                                 |
| Book overdraft                                   | 177.79                                | 166.36                                |
| Other payables                                   |                                       |                                       |
| - Payable for capital goods                      | 83.76                                 | 56.48                                 |
| <b>Total</b>                                     | <b>3,838.89</b>                       | <b>2,228.71</b>                       |

\*Current maturities for previous year are for period September 1, 2020 to March 31, 2021 as Company had taken moratorium with reference to RBI Circular DOR.No.BP.BC.47/21.04.048/2019-20 dated March 27, 2020, Circular DOR.No.BP.BC.63/21.04.048/2019-20 dated April 17, 2020 and DOR.No.BP.BC.71/21.04.048/2019-20 dated May 23, 2020 for the period March 1, 2020 to August 31, 2020

\*\* includes interest from secured loan as company in previous year had taken Moratorium with reference to RBI circular DOR.No.BP.BC.47/21.04.048/2019-20 dated March 27, 2020, Circular DOR.No.BP.BC.63/21.04.048/2019-20 dated April 17, 2020 and DOR.No.BP.BC.71/21.04.048/2019-20 dated May 23, 2020 for the period March 1, 2020 to August 31, 2020

## 19. Other current liabilities

| Particulars                         | As at<br>March 31, 2021<br>₹ in lakhs | As at<br>March 31, 2020<br>₹ in lakhs |
|-------------------------------------|---------------------------------------|---------------------------------------|
| Advance from customers              | 135.81                                | 191.79                                |
| Deferred revenue- loyalty programme | 17.15                                 | 15.78                                 |
| Statutory dues                      | 238.98                                | 659.53                                |
| <b>Total</b>                        | <b>391.94</b>                         | <b>867.10</b>                         |

# NOTES TO FINANCIAL STATEMENTS

for the year ended March 31, 2021

## 20. Revenue from operations

| Particulars  | For the year ended<br>March 31, 2021<br>₹ in lakhs | For the year ended<br>March 31, 2020<br>₹ in lakhs |
|--|--|--|
| <b>Revenue from operations</b>                     |  |  |
| <b>Sale of products and services</b>               |  |  |
| - Room rental                                      | 5,012.34   | 16,915.53  |
| - Food and beverage (excluding liquor and wine)    | 560.19   | 2,471.20   |
| - Liquor and wine                                  | 52.13  | 315.81   |
| - Banquet rentals                                  | 31.43  | 115.83   |
| - Telephone and telex                              | 3.11   | 9.22   |
| - Other Services (including service charge income) | 289.90   | 1,470.46   |
| <b>Other Operating Revenue</b>                     |  |  |
| - Management fee                                   | 2,042.47   | 5,659.53   |
| <b>Revenue from operations</b>                     | <b>7,991.57</b>                                    | <b>26,957.58</b>                                   |

## 21. Other Income

| Particulars  | For the year ended<br>March 31, 2021<br>₹ in lakhs | For the year ended<br>March 31, 2020<br>₹ in lakhs |
|--|--|--|
| Profit on relinquishment of rights (refer note 41) | -  | 135.00   |
| Income on account of Services Export Incentive     | -  | 121.42   |
| Profit on sale of Property, plant and equipment    | 0.68   | 2.40   |
| Rent received                                      | 24.04  | 72.16  |
| Profit on sale of shares/investment                | 2.51   | 35.57  |
| Waiver of lease rental                             | 375.64   | -  |
| <b>Total</b>                                       | <b>402.87</b>                                      | <b>366.55</b>                                      |

## 22. Cost of food and beverages consumed

| Particulars  | For the year ended<br>March 31, 2021<br>₹ in lakhs | For the year ended<br>March 31, 2020<br>₹ in lakhs |
|--|--|--|
| <b>(a) Consumption of food and beverages excluding liquor and wine</b> |  |  |
| Inventory at the beginning of the year                                 | 54.87  | 50.01  |
| Add: Purchases   | 389.46   | 1,561.36   |
|  | 444.33   | 1,611.37   |
| Less: Inventory at the end of the year                                 | 32.35  | 54.87  |
| <b>Cost of food and beverage consumed</b>                              | <b>411.98</b>                                      | <b>1,556.50</b>                                    |
| <b>(b) Consumption of liquor and wine</b>                              |  |  |
| Inventory at the beginning of the year                                 | 37.15  | 33.95  |
| Add: Purchases   | 15.83  | 113.41   |
|  | 52.98  | 147.36   |
| Less: Inventory at the end of the year                                 | 27.76  | 37.15  |
| <b>Cost of liquor and wine consumed</b>                                | <b>25.22</b>                                       | <b>110.21</b>                                      |
| <b>Total</b>   | <b>437.20</b>                                      | <b>1,666.71</b>                                    |



# NOTES TO FINANCIAL STATEMENTS

for the year ended March 31, 2021

## 23. Employee benefits expense

| Particulars                                    | For the year ended<br>March 31, 2021<br>₹ in lakhs | For the year ended<br>March 31, 2020<br>₹ in lakhs |
|--|--|--|
| Salaries, wages and bonus                      | 2,219.19   | 5,275.14   |
| Contribution to provident fund and other funds | 174.45   | 345.65   |
| Gratuity expense                               | 36.48  | 40.23  |
| Leave compensation expenses                    | 23.43  | 13.45  |
| Staff welfare expenses                         | 80.63  | 473.94   |
| <b>Total</b>                                   | <b>2,534.18</b>                                    | <b>6,148.41</b>                                    |

## 24. Other expenses

| Particulars  | For the year ended<br>March 31, 2021<br>₹ in lakhs | For the year ended<br>March 31, 2020<br>₹ in lakhs |
|--|--|--|
| Consumption of stores, cutlery, crockery, linen, provisions and others | 196.38   | 641.71   |
| Power and fuel   | 951.24   | 2,059.32   |
| Guest transportation   | 48.31  | 306.67   |
| Spa expenses   | -  | 42.58  |
| Subscription charges   | 32.26  | 63.86  |
| Repair and maintenance   |  |  |
| - Buildings  | 19.73  | 205.45   |
| - Plant and machinery  | 221.47   | 527.95   |
| - Others   | 41.46  | 140.49   |
| Rent (refer note 31(a))  | 277.78   | 403.22   |
| License fees   | 5.70   | 5.52   |
| Rates and taxes  | 334.81   | 407.80   |
| Insurance  | 68.60  | 53.27  |
| Communication costs  | 169.38   | 426.80   |
| Printing and stationery  | 21.96  | 112.73   |
| Traveling and conveyance   | 6.25   | 82.79  |
| Vehicle running and maintenance  | 72.71  | 83.33  |
| Advertisement and business promotion                                   | 26.43  | 104.81   |
| Architect and design fee   | 172.13   | 198.89   |
| Commission -other than sole selling agent                              | 232.28   | 1,122.61   |
| Security and cleaning expenses   | 118.84   | 546.16   |
| Membership and subscriptions   | 27.69  | 20.13  |
| Legal and professional fees  | 242.73   | 476.25   |
| Freight and cartage  | 3.44   | 12.26  |
| Donations *  | 73.85  | -  |
| Provision for doubtful debts   | -  | 176.95   |
| Payment to auditor (Refer note below)                                  | 72.00  | 72.00  |
| Miscellaneous expenses   | 10.84  | 52.60  |
| <b>Total</b>   | <b>3,448.27</b>                                    | <b>8,346.15</b>                                    |

# NOTES TO FINANCIAL STATEMENTS

for the year ended March 31, 2021

| Particulars  | For the year ended<br>March 31, 2021<br>₹ in lakhs | For the year ended<br>March 31, 2020<br>₹ in lakhs |
|--|--|--|
| <b>Payment to auditor</b>  |  |  |
| for statutory audit fees   | 41.00  | 41.00  |
| for limited review   | 30.00  | 30.00  |
| for tax audit  | 1.00   | 1.00   |
|  | <b>72.00</b>                                       | <b>72.00</b>                                       |
| <b>Details of CSR expenditure:</b>                                   |  |  |
|  | For the year ended<br>March 31, 2021<br>₹ in lakhs | For the year ended<br>March 31, 2020<br>₹ in lakhs |
| (a) Gross amount required to be spent by the company during the year | 73.84  | 43.56  |
| (b) Amount spent during the year ending on March 31, 2021:           | In cash  | Yet to be paid in cash                             |
| i) Construction/acquisition of any asset                             | -  | -  |
| ii) On purposes other than (i) above                                 | 73.85  | -  |
| (c) Amount spent during the year ending on March 31, 2020:           | In cash  | Yet to be paid in cash*                            |
| i) Construction/acquisition of any asset                             | -  | -  |
| ii) On purposes other than (i) above                                 | -  | 43.56  |

\*Company has not found any adequate opportunity for spending the amount.

## 25. Finance costs

| Particulars   | For the year ended<br>March 31, 2021<br>₹ in lakhs | For the year ended<br>March 31, 2020<br>₹ in lakhs |
|---|--|--|
| <b>Interest</b>   |  |  |
| - on term loans from banks                                    | 2,828.65   | 2,656.67   |
| - on loans from others  | 330.07   | 395.14   |
| - on vehicle loans  | 26.55  | 24.96  |
| - on other credit facilities from banks                       | 24.09  | 24.09  |
| - on lease liability  | 1,562.96   | 1,549.44   |
| - on income tax   | 2.98   | 9.89   |
| Prepayment charges  | -  | 0.41   |
| Bank charges (including commission on credit card collection) | 44.00  | 154.90   |
| <b>Total</b>  | <b>4,819.30</b>                                    | <b>4,815.50</b>                                    |

# NOTES TO FINANCIAL STATEMENTS

for the year ended March 31, 2021

## 26. Finance income

| Particulars   | For the year ended<br>March 31, 2021<br>₹ in lakhs | For the year ended<br>March 31, 2020<br>₹ in lakhs |
|---|--|--|
| Interest Income from financial assets at amortised cost : |  |  |
| - Bank Deposits   | 100.07   | 35.32  |
| - Interest others   | 146.82   | 107.58   |
| Interest on income tax refund                             | 53.98  | 0.32   |
| <b>Total</b>  | <b>300.87</b>                                      | <b>143.22</b>                                      |

## 27. Depreciation and amortization expense

| Particulars                           | For the year ended<br>March 31, 2021<br>₹ in lakhs | For the year ended<br>March 31, 2020<br>₹ in lakhs |
|---------------------------------------|--|--|
| Depreciation on tangible assets       | 1,351.98   | 1,530.63   |
| Amortization on intangible assets     | 91.59  | 98.31  |
| Depreciation on investment properties | 4.39   | 4.39   |
| Depreciation on right to use asset    | 803.07   | 792.49   |
| <b>Total</b>                          | <b>2,251.03</b>                                    | <b>2,425.82</b>                                    |

## 28. Earnings per share (Basic and Diluted)

Basic EPS amounts are calculated by dividing the profit for the year attributable to equity holders of the Company by the weighted average number of equity shares outstanding during the year.

Diluted EPS amounts are calculated by dividing the profit attributable to equity holders of the Company by the weighted average number of Equity shares outstanding during the year plus the weighted average number of Equity shares that would be issued on conversion of all the dilutive potential Equity shares into Equity shares. The dilutive potential equity shares are adjusted for the proceeds receivable had the equity shares been actually issued at fair value (i.e. the average market value of the outstanding equity shares). Dilutive potential equity shares are deemed converted as of the beginning of the period, unless issued at a later date. Dilutive potential equity shares are determined independently for each period presented.

The following reflects the income and share data used in the basic and diluted EPS computations:

|  | For the year ended<br>March 31, 2021 | For the year ended<br>March 31, 2020 |
|--|--------------------------------------|--------------------------------------|
| Profit attributable to equity holders (for basic and diluted) (₹ in lakhs) | (4,073.07)                           | 3,219.80                             |
| Weighted Average Number of Equity Shares (for basic and diluted)*          | 79,03,68,119                         | 79,36,65,014                         |
| Basic and Diluted EPS  | (0.52)                               | 0.41                                 |

\* The weighted average number of shares takes into account the weighted average effect of changes in share transactions during the year. The shares of the company has been listed on BSE Limited and National Stock Exchange of India Limited with effect from April 9, 2018.

## 29. Significant accounting judgements, estimates and assumptions

The preparation of the Company's financial statements requires management to make judgements, estimates and assumptions that affect the reported amounts of revenues, expenses, assets and liabilities, the accompanying disclosures and the disclosure of contingent liabilities. Uncertainty about these judgements, estimates and assumptions could result in outcomes that require a material adjustment to the carrying amount of assets or liabilities affected in future periods. Existing circumstances and assumptions about future developments, however, may change due to market changes or circumstances

# NOTES TO FINANCIAL STATEMENTS

for the year ended March 31, 2021

arising that are beyond the control of the Company. Such changes are reflected in the assumptions when they occur. The estimates and underlying assumptions are reviewed on an ongoing basis and the revisions to accounting estimates are recognized in the period in which the estimate is revised.

## Estimation of Uncertainties related to global health pandemic on COVID-19

The COVID-19 pandemic is affecting major economic and financial markets, and virtually all industries and governments are facing challenges associated with the economic conditions resulting from efforts to address it. As the spread of the pandemic increased, entities are experiencing conditions often associated with a general economic downturn. In many countries, there has been severe disruption in regular business operations due to lockdown, travel bans, quarantines and other emergency measures. Currently there is a particularly high degree of uncertainty about the ultimate trajectory of the pandemic and the path and time needed for a return to a "steady state." The continuation of these circumstances could have a prolonged negative impact on the financial condition and results of operations.

For the year ended March 31, 2021, the Company has considered possible effects due to COVID 19 in its assessment of the going concern assumption and liquidity position for the next one year, recoverability of assets comprising Property, Plant and Equipment (PPE), trade receivables and investment in subsidiaries and associates (investments) as at the balance sheet date.

The Management have assessed the effect of these macro-economic conditions into their estimates of future cash flows to make good-faith estimates for determining the values of the Company's assets including investments and liabilities. The Management has carefully considered these unique circumstances and risk exposures when analyzing how recent events may affect their financial reporting to develop estimates considering all available relevant information.

Specifically for investments, the Management has considered the following in its evaluation:

- The industry in which the investee entity operates
- The geographic location of the investee entity
- The size of the investee entity
- The quantitative significance of the investee entity
- Other factors specific to the investee entity
- Liquidity risk premiums
- Appropriateness of valuation techniques and inputs used including current market assessment of credit risk and liquidity risk.

While assessing the recoverable amount of PPE and investments, the Company has used significant assumptions such as hotel occupancy rates, average room rate per hotel, terminal growth rate and weighted average cost of capital. For assessing the recoverable amount of trade receivables, the Company has calculated the expected credit loss from the debtors considering amount to be realized from them in future after factoring the impact on credit risk due to COVID 19.

Management has also taken various cost savings initiatives during the months of April and May 2020, which will have a positive impact going forward. Management believes that the easing of lockdown in India including domestic flight operations and expected increase in business travel would be beneficial for the Company. Further, the Company also has undrawn lines of credit amounting to ₹ 490 lakhs as of date.

Management believes that it has taken into account the possible impact of known events arising from COVID 19 pandemic in the preparation of these financial statements. The associated economic impact of the pandemic is highly dependent on variables that are difficult to predict including the degree to which governments may further restrict business and other activities. The impact assessment of COVID 19 is a continuing process given the uncertainties associated with its nature and duration and actual results may differ materially from these estimates. The Company will continue to monitor any material changes to future economic conditions and any significant impact of these changes would be recognized in the financial statements as and when these material changes to economic conditions arise. The management believes that it will not have negative impact on future cash flows and the financial position of the Company.

# NOTES TO FINANCIAL STATEMENTS

for the year ended March 31, 2021

Based on a collective assessment of the above factors management believes that the Company will continue as a going concern for the next one year, has enough liquidity to meet its obligations and based on fair value assessment will be able to recover the carrying amount of its assets as on March 31, 2021.

## Estimation of Uncertainties related to global health pandemic on COVID-19

### Critical judgements, estimates and assumptions

#### 1. Impairment of property, plant and equipment

Each hotel property is an identifiable asset that generates cash inflows and is independent of the cash inflows of the other hotel properties, hence identified as cash generating units. The Company assesses the carrying amount of hotel properties (CGU) to determine whether there is any indication that those assets have suffered an impairment loss. Where the carrying amount of CGU exceeds its recoverable amount, the asset is considered impaired and is written down to its recoverable amount. An impairment loss (if any) is recognised in the statement of profit and loss.

While assessing the recoverable amount, the Company used the discounted cash flow approach including various significant estimates and assumptions such as forecast of future revenue, operating margins, growth rate and selection of the discount rates. The key assumptions used for the calculations are as follows:

| Particulars                          | As at<br>March 31, 2021 |
|--------------------------------------|-------------------------|
| Discount Rate (pre tax rate of WACC) | 12.00%                  |
| Long Term Growth Rate                | 5.00%                   |

As at March 31, 2021, the estimated recoverable amount of the CGU exceeded its carrying amount and the change in estimated future economic conditions on account of possible effects relating to COVID-19 is unlikely to cause the carrying amount to exceed the recoverable amount of the CGU.

#### 2. Impairment of Investment in subsidiaries and associates

The Company assesses the carrying amounts of investment in subsidiaries and associates to determine whether there is any indication that those investments have suffered an impairment loss. Where the carrying amount of investments exceed its recoverable amount, the investment is considered impaired and is written down to its recoverable amount. An impairment loss (if any) is recognised in the statement of profit and loss.

While assessing the recoverable amount, the Company used the discounted cash flow approach including various significant assumptions such as such as forecast of future revenue, operating margins, growth rate and selection of the discount rates. The key assumptions used for the calculations are as follows:

| Particulars                          | As at<br>March 31, 2021 |
|--------------------------------------|-------------------------|
| Discount Rate (pre tax rate of WACC) | 12.00%                  |
| Long Term Growth Rate                | 5.00%                   |

As at March 31, 2021, the estimated recoverable amount of the investments exceeded its carrying amount and the change in estimated future economic conditions on account of possible effects relating to COVID-19 is unlikely to cause the carrying amount to exceed the recoverable amount of the investments.

#### 3. Leases

The Company has taken certain land and land & building on long term lease basis. The lease agreements generally have an escalation clause and are generally non-cancellable. In assessing whether the Company is reasonably certain to exercise an option to extend a lease, or not to exercise an option to terminate a lease, it considers all relevant facts and circumstances that create an economic incentive for the Company to exercise the option to extend the lease, or not to exercise the option to terminate the lease. The Company evaluates if an arrangement qualifies to be a lease as per the requirements of IND AS 116. Identification of a lease requires judgment. The Company uses judgement in assessing the lease term and the applicable discount rate. The discount rate is generally based on the incremental borrowing rate.

# NOTES TO FINANCIAL STATEMENTS

for the year ended March 31, 2021

#### 4. Loss Allowance on trade receivables

An impairment analysis of trade receivables is performed at each reporting period based on the Company's history of collections, customer's creditworthiness, existing market conditions as well as forward looking estimates. In calculating expected credit loss, the Company has also considered the likelihood of consequential default considering emerging situations due to COVID-19 and has taken into account estimates of possible effect from the pandemic relating to COVID-19. Basis this assessment, the allowance for doubtful trade receivables as at March 31, 2021 is considered adequate.

#### 30. Gratuity

The Company has a defined benefit gratuity plan (funded). The gratuity plan is governed by the Payment of Gratuity Act, 1972. Under the act, employee who has completed five years of service is entitled to specific benefit. The level of benefits provided depends on the member's length of service and salary at retirement age. The fund has the form of a trust and it is governed by the Board of Trustees, which consists of an equal number of employer and employee representatives. The Board of Trustees is responsible for the administration of the plan assets and for the definition of the investment strategy. The Trust Fund has taken a Scheme of Insurance, whereby these contributions are transferred to the insurer. The Company makes provision of such gratuity liability in the books of accounts on the basis of actuarial valuation as per the Projected unit credit method.

₹ In lakhs

| Benefit Liability | March 31, 2021 | March 31, 2020 |
|-------------------|----------------|----------------|
| Gratuity plan     | 186.36         | 145.36         |
| <b>Total</b>      | <b>186.36</b>  | <b>145.36</b>  |

#### Risk analysis

The Company is exposed to a number of risks in the defined benefit plans. Most significant risks pertaining to defined benefits plans and management estimation of the impact of these risks are as follows:

- Investment risk

The most of the Indian defined benefit plans are funded with Life Insurance Corporation of India. Company does not have any liberty to manage the fund provided to Life Insurance Corporation of India.

The present value of the defined benefit plan liability is calculated using a discount rate determined by reference to Government of India bonds for Company's Indian operations. If the return on plan asset is below this rate, it will create a plan deficit.

- Interest risk

A decrease in the interest rate on plan assets will increase the plan liability.

- Longevity risk/life expectancy

The present value of the defined benefit plan liability is calculated by reference to the best estimate of the mortality of plan participants both during and at the end of the employment. Increases in the life expectancy of the plan participants will increase the plan liability.

- Salary growth risk

The present value of the defined benefit plan liability is calculated by reference to the future salaries of plan participants. An increase in the salary of the plan participants will increase the plan liability.

Each year, the Board of Trustees reviews the level of funding in the Gratuity plan. Such a review includes the asset – liability matching strategy and investment risk management policy. The Board of Trustees decides its contribution based on the result of this annual review.

# NOTES TO FINANCIAL STATEMENTS

for the year ended March 31, 2021

Changes in the defined benefit obligation and fair value of plan assets as at March 31, 2021:

|                            | Remeasurement gains/(losses) in other comprehensive income |                             |                                      |               |  |   | ₹ in lakhs  |                       |                           |                           |                |
|----------------------------|--|-----------------------------|--------------------------------------|---------------|--|---|---|-----------------------|---------------------------|---------------------------|----------------|
| Opening Balance            | cost charged to profit or loss                             | Net interest expense/income | Sub-total included in profit or loss | Benefits paid | Return on plan assets (excluding amounts included in net interest expense) | Remeasurement changes arising from changes in demographic assumptions | Remeasurement changes arising from changes in financial assumptions | Experience adjustment | Sub-total included in OCI | Contributions by employer | March 31, 2021 |
| Defined benefit obligation | 339.43   | 29.21                       | 16.97                                | 46.18         | (7.42)   | -   | 4.50  | 3.18                  | 7.68                      | -                         | 385.87         |
| Fair value of plan assets  | 194.07   | -                           | 9.70                                 | 9.70          | (7.24)   | 2.98  | -   | -                     | (2.98)                    | -                         | 199.51         |
| <b>Benefit liability</b>   | <b>145.36</b>  | <b>29.21</b>                | <b>7.27</b>                          | <b>36.48</b>  | <b>(0.18)</b>  | <b>(2.98)</b>   | <b>4.50</b>   | <b>3.18</b>           | <b>(4.70)</b>             | <b>-</b>                  | <b>186.36</b>  |

Changes in the defined benefit obligation and fair value of plan assets as at March 31, 2020:

|                            | Remeasurement gains/(losses) in other comprehensive income |                             |                                      |               |  |   | ₹ in lakhs  |                       |                           |                           |                |
|----------------------------|--|-----------------------------|--------------------------------------|---------------|--|---|---|-----------------------|---------------------------|---------------------------|----------------|
| Opening Balance            | cost charged to profit or loss                             | Net interest expense/income | Sub-total included in profit or loss | Benefits paid | Return on plan assets (excluding amounts included in net interest expense) | Actuarial changes arising from changes in demographic assumptions | Actuarial changes arising from changes in financial assumptions | Experience adjustment | Sub-total included in OCI | Contributions by employer | March 31, 2020 |
| Defined benefit obligation | 313.50   | 29.33                       | 20.73                                | 50.06         | (15.11)  | -   | 7.43  | (16.45)               | (9.02)                    | -                         | 339.43         |
| Fair value of plan assets  | 148.95   | -                           | 9.83                                 | 9.83          | (15.11)  | 0.70  | -   | -                     | 0.70                      | 49.70                     | 194.07         |
| <b>Benefit liability</b>   | <b>164.55</b>  | <b>29.33</b>                | <b>10.90</b>                         | <b>40.23</b>  | <b>-</b>   | <b>(0.70)</b>   | <b>7.43</b>   | <b>(16.45)</b>        | <b>(9.72)</b>             | <b>(49.70)</b>            | <b>145.36</b>  |

# NOTES TO FINANCIAL STATEMENTS

for the year ended March 31, 2021

The major categories of plan assets of the fair value of the total plan assets are as follows:

|   | March 31, 2021 | March 31, 2020 |
|---|----------------|----------------|
| Unquoted investments:                           |                |                |
| Asset invested in insurance scheme with the LIC | 100%           | 100%           |
| <b>Total</b>                                    | <b>100%</b>    | <b>100%</b>    |

The principal assumptions used in determining gratuity obligations for the Company's plans are shown below:

|   | March 31, 2021 | March 31, 2020 |
|---|----------------|----------------|
| <b>Discount rate:</b>                   |                |                |
| Pension plan                            | 4.25%          | 5.00%          |
| <b>Future salary increases:</b>         |                |                |
| Pension plan                            | 5.00%          | 5.00%          |
| <b>Life expectation for pensioners:</b> | <b>Years</b>   | <b>Years</b>   |
| <b>Pension plan</b>                     |                |                |
| Male                                    | 60             | 60             |
| Female                                  | 60             | 60             |

A quantitative sensitivity analysis for significant assumption as at March 31, 2021 is as shown below:

India gratuity plan:

₹ in lakhs

| Assumptions                          | March 31, 2021 | March 31, 2021 | March 31, 2021          | March 31, 2021 |
|--------------------------------------|----------------|----------------|-------------------------|----------------|
|                                      | Discount rate  |                | Future salary increases |                |
| Sensitivity Level                    | 1% increase    | 1% decrease    | 1% increase             | 1% decrease    |
| Impact on defined benefit obligation | (5.95)         | 6.38           | 6.27                    | (5.97)         |

A quantitative sensitivity analysis for significant assumption as at March 31, 2020 is as shown below:

₹ in lakhs

| Assumptions                          | March 31, 2020 | March 31, 2020 | March 31, 2020          | March 31, 2020 |
|--------------------------------------|----------------|----------------|-------------------------|----------------|
|                                      | Discount rate  |                | Future salary increases |                |
| Sensitivity Level                    | 1% increase    | 1% decrease    | 1% increase             | 1% decrease    |
| Impact on defined benefit obligation | (4.74)         | 5.06           | 5.01                    | (4.77)         |

The sensitivity analysis above have been determined based on a method that extrapolates the impact on defined benefit obligation as a result of reasonable changes in key assumptions occurring at the end of the reporting period.

The following payments are expected contributions to the defined benefit plan in future years:



# NOTES TO FINANCIAL STATEMENTS

for the year ended March 31, 2021

| Duration (Years)               | ₹ in lakhs   |  |
|--------------------------------|--|--|
|                                | For the year ended<br>March 31, 2021<br>₹ in lakhs | For the year ended<br>March 31, 2020<br>₹ in lakhs |
| 1                              | 249.30   | 227.86   |
| 2                              | 36.29  | 35.35  |
| 3                              | 30.12  | 24.60  |
| 4                              | 25.99  | 19.55  |
| 5                              | 18.96  | 16.74  |
| Above 5                        | 45.59  | 44.76  |
| <b>Total expected payments</b> | <b>406.25</b>                                      | <b>368.87</b>                                      |

The average duration of the defined benefit plan obligation at the end of the reporting period is 1.75 years (March 31, 2020: 2 years).

## 31. Commitments and contingencies

### a. Leases

#### Operating lease commitments — Company as lessee

The Company has entered into operating leases on hotel buildings, office premises, staff hostels and others. These are generally cancellable and are renewable by mutual consent on mutually agreed terms except for few properties (including hotel properties at Indore, Aurangabad, Gurgaon, New Delhi, Hyderabad (Banjara Hills) and Chandigarh.) The lease for the hotel property at Indore, Aurangabad, Gurgaon, New Delhi, Hyderabad (Banjara Hills) and Chandigarh are non-cancellable for a period of twenty-nine, twenty-two, thirty, twenty-seven, thirty and sixty years respectively.

#### Transition to Ind AS 116

Effective April 1, 2019, the Company adopted Ind AS 116 “Leases” and applied the standard to all Lease contracts existing on April 1, 2019 using the modified retrospective method and has taken the cumulative adjustment to retained earnings, on the date of initial application. Consequently, the Company recorded the lease liability at the present value of the lease payments discounted at the incremental borrowing rate and the right of use asset at its carrying amount as if the standard has been applied since the commencement date of the lease, but discounted at the Company’s incremental borrowing rate at the date of initial application.

#### Company as a lessee:

For transition, the Company has assessed whether the contract is, or contains, the lease. The Company has elected not to apply the requirements of IND AS 116 to leases for which the underlying asset is of low value on a lease-by-lease basis and the leases with less than 12 months of lease term on the date of initial application. The Company has used a single discount rate to a portfolio of leases with similar characteristics. The Company has applied its incremental borrowing rate for lease liabilities recognised in the balance sheet at the date of initial application.

The weighted average of incremental borrowing rate applied to lease liabilities, as at April 01, 2019 is 9.39%.

On transition, the Company recognised a lease liability measured at the present value of the remaining lease payments as at April 1, 2019. The right-of-use asset is recognised at its carrying amount as if the standard has been applied since the commencement of the lease, but discounted using the lessee’s incremental borrowing rate as at April 1, 2019. Accordingly, a right-of-use asset of ₹ 12,289.09 lakhs and a corresponding lease liability of ₹ 16,508.41 lakhs has been recognized. The cumulative effect on transition in retained earnings net of taxes is ₹ 2,206.16 lakhs (including a deferred tax of ₹ 744.07 lakhs). On application of Ind AS 116, the nature of expenses has changed from lease rent in previous periods to depreciation cost for the right-of-use asset, and finance cost for interest accrued on lease liability.

# NOTES TO FINANCIAL STATEMENTS

for the year ended March 31, 2021

The impact of Ind AS 116 as at 1st April 2019 on the balance sheet line items is as follows:

| Particulars                         | As at April 1, 2019<br>(Before Ind AS 116) | Ind AS 116<br>Adjustments | As at April 1, 2019<br>(Post IND AS 116) |
|-------------------------------------|--|---------------------------|--|
| <b>Assets</b>                       |  |                           |  |
| <b>Non-current assets</b>           |  |                           |  |
| Right of use assets                 | -  | 12,289.09                 | 12,289.09                                |
| Deferred tax assets (net)           | 484.59                                     | 744.07                    | 1,228.66                                 |
| <b>Total Assets</b>                 | <b>484.58</b>                              | <b>13,033.16</b>          | <b>13,517.75</b>                         |
| <b>Equity and Liabilities</b>       |  |                           |  |
| Other Equity                        | (784.50)                                   | (2,206.16)                | (2,990.66)                               |
| <b>Non-Current</b>                  |  |                           |  |
| Financial liabilities               |  |                           |  |
| Lease Liabilities                   | -  | 16,508.41                 | 16,508.41                                |
| Other current liabilities           | 1,269.09                                   | (1,269.09)                | -  |
| <b>Current</b>                      |  |                           |  |
| Financial liabilities               |  |                           |  |
| Lease Liabilities                   | -  | -                         | -  |
| <b>Total Equity and Liabilities</b> | <b>484.59</b>                              | <b>13,033.16</b>          | <b>13,517.75</b>                         |

## b. Commitments

Estimated amount of contracts remaining to be executed on capital account and not provided for:

Estimated amount of contracts remaining to be executed and not provided for March 31, 2021 ₹ 280.69 lakhs (March 31, 2020 ₹ 295.84 lakhs)

## c. Contingent liabilities

Legal claim contingency

₹ in lakhs

|              | As at<br>March 31, 2021 | As at<br>March 31, 2020 |
|--------------|-------------------------|-------------------------|
| Service tax  | 113.55                  | 113.55                  |
| Luxury tax   | 36.00                   | 36.00                   |
| <b>Total</b> | <b>149.55</b>           | <b>149.55</b>           |

The Company's pending litigations above pertains to proceedings pending with Service tax and other authorities. The Company has reviewed all its pending litigations and proceedings and has adequately provided for where provisions are required and disclosed as contingent liabilities where applicable, in its financial statements. The Company does not expect the outcome of these proceedings to have a materially adverse effect on its financial statements.

- d. During the earlier year, the Company has taken building on lease from one of the subsidiary companies for which South Delhi Municipal Corporation ('the Authority') has raised demand of ₹ 68.20 lakhs (for the financial Years 2010-11 to financial years 2013-2014) towards annual value in respect of the hotel property situated in Hospitality District, Aerocity. Considering that the area occupied by the Company is 41% of the hotel property, it has made provision of ₹ 55.60 lakhs in this regard.

## e. Note on Provident Fund:

Based upon the legal opinion obtained by the management, company is not required to create provisions in books of accounts in view of the judgement of the Hon'ble Supreme court in the case of Vivekananda Vidyamandir vs Regional Provident Fund Commissioner (II), West Bengal and subsequent dismissal of review petition by Hon'ble Supreme court in the case of review petition No. 001972-001973/2019 in civil appeal 3965-3966 in the matter of Surya Roshni Ltd Vs Employees Provident Fund and Another.

# NOTES TO FINANCIAL STATEMENTS

for the year ended March 31, 2021

Considering the equitable cause, the High Courts may give prospective effect to the judgement which can be done in exercise of inherent powers of High Court under Article 226 of the constitution of India.

In case of the Company, retrospective effect is remote and at present uniformity is maintained across all brands/grades.

**f. Note on Social Security:**

The Code on Wages, 2019 and Code on social security, 2020 ("the codes") relating to employee compensation and post-employment benefits that received Presidential assent have not been notified. Further, the related rules for quantifying the financial impact have not been notified. The Company will assess the impact of the codes when the rules are notified and will record any related impact in the period in which the Codes become effective.

**g. Financial guarantees**

The Company has issued financial guarantees to banks on behalf of and in respect of term loan facilities availed by its group companies for construction of new hotel project. In accordance with the policy of the Company (refer note 2.2(p)) the Company has designated such guarantees as 'Insurance Contracts' and classified them as contingent liabilities. Since these financial guarantees are an integral element of debts held by entities, hence, these have not been accounted for separately.

Accordingly, there are no assets and liabilities recognized in the balance sheet under these contracts. Refer below for details of the financial guarantees issued:

|   |                                       |                      | ₹ in lakhs           |
|---|---------------------------------------|----------------------|----------------------|
| Financial guarantees  | Loan Outstanding As at March 31, 2021 | As at March 31, 2021 | As at March 31, 2020 |
| Canary Hotels Private Limited   | 2,049.49                              | 2,350.00             | 2,350.00             |
| Hyacinth Hotels Private Limited   | 12,129.80                             | 8,605.00             | 8,605.00             |
| Sukhsagar Complexes Private Limited   | 3,024.86                              | 4,300.00             | 4,300.00             |
| Oriole Dr. Fresh Hotels Private Limited                                       | 2,472.65                              | 2,500.00             | 2,500.00             |
| Nightingale Hotels Private Limited (merged with Fleur Hotels Private Limited) | -                                     | -                    | 5,302.00             |
| Fleur Hotels Private Limited  | 74,327.63                             | 85,302.00            | 80,000.00            |
| Carnation Hotels Private Limited  | 1,582.68                              | 1,900.00             | -                    |
| <b>Total</b>  | <b>95,587.11</b>                      | <b>1,04,957.00</b>   | <b>103,057.00</b>    |

**32. Employee Stock Option Plans:**

**a) Stock options granted on and after April 1, 2006.**

The Company has provided various share-based payment schemes to its employees. During the year ended March 31, 2021 ESOP Scheme 2006 is in operation:

|  |   |
|--|---|
| Date of grant                          | September 1, 2006, April 1, 2007, October 1, 2007, April 1, 2008, January 12, 2009, April 1, 2009, April 1, 2010, October 1, 2010, April 1, 2011, April 1, 2012, April 1, 2015, January 1, 2018 |
| Date of Board Approval of plan         | July 18, 2006   |
| Date of Shareholder's approval of plan | August 25, 2006   |
| Number of options granted              | 13,249,207  |
| Method of Settlement                   | Equity  |
| Vesting Period                         | 12-48 months & 15-39 months   |
| Exercise Period                        | 5 years from the date of vesting  |
| Vesting Conditions                     | Employee remaining in the employment of the enterprise during the vesting period.   |

# NOTES TO FINANCIAL STATEMENTS

for the year ended March 31, 2021

Details of vesting:

| Vesting period from the grant date | Vesting Schedule* |
|------------------------------------|-------------------|
| On completion of 12 months         | 10%               |
| On completion of 24 months         | 20%               |
| On completion of 36 months         | 30%               |
| On completion of 48 months         | 40%               |

\* All ESOP's under ESOP Plan 2006 are granted as per general vesting schedule defined in the scheme except for ESOP's granted on January 12, 2009, 328,008 ESOP's granted on April 1, 2012 and 487,000 ESOP's granted on January 1, 2018 for which specific vesting schedule was decided.

Company has issued/forfeited Nil shares (March 31, 2020:Nil) during the year on exercise of options granted under the employee stock option plan (ESOP).

### 33. Related Party Transactions

| Names of related parties   |   |
|--|---|
| Subsidiary Company   | - Carnation Hotels Private Limited  |
|  | - Celsia Hotels Private Limited   |
|  | - Fleur Hotels Private Limited  |
|  | - Dandelion Hotels Private Limited  |
|  | - Hyacinth Hotels Private Limited   |
|  | - Lemon Tree Hotel Company Private Limited  |
|  | - Manakin Resorts Private Limited   |
|  | - Berggruen Hotels Private Limited(w.e.f November 1, 2019)  |
|  | - PSK Resorts & Hotels Private Limited  |
|  | - Oriole Dr. Fresh Hotels Private Limited   |
|  | - Red Fox Hotel Company Private Limited   |
|  | - Sukhsagar Complexes Private Limited   |
|  | - Hamstede Living Private Limited (w.e.f. March 31, 2021)   |
| Key Management Personnel   | - Mr. Patanjali Govind Keswani (Chairman and Managing Director)   |
|  | - Mr. Rattan Keswani (Deputy Managing Director)   |
|  | - Mr. Ravi Kant Jaipuria (Director) (Upto March 23, 2021)   |
|  | - Mr. Anish Kumar Saraf (Director) (Upto May 29, 2020)  |
|  | - Mr. Niten Malhan (Independent Director) (w.e.f. November 6, 2020)   |
|  | - Mr. Willem Albertus Hazeleger (Director)  |
|  | - Mr. Aditya Madhav Keswani (Director)  |
|  | - Mr. Pradeep Mathur (Independent Director)   |
|  | - Mr. Parmartha Saikia (Independent Director)   |
|  | - Mr. Freyan Jamshed Desai (Independent Director)   |
|  | - Mr. Ashish Kumar Guha (Independent Director)  |
|  | - Mr. Arvind Singhania (Independent Director)   |
|  | - Mr. Arindam Kumar Bhattacharya (Independent Director) (w.e.f 11 <sup>th</sup> April, 2019)  |
| Enterprises owned or significantly influenced by key management personnel or their relatives | - Toucan Real Estates Private Limited   |
| Associate  | - Mind Leaders Learning India Private Limited   |
|  | - Pelican Facilities Management Private Limited   |
|  | - Hamstede Living Private Limited (upto March 30, 2021)   |
|  | - Glendale Marketing Services Private Limited (formerly known as Vulture Management Services Private Limited (w.e.f. December 10, 2019) |

# NOTES TO FINANCIAL STATEMENTS

for the year ended March 31, 2021

Additional related parties as per Companies Act 2013 with whom transactions have taken place during the year:

Chief Financial Officer : Mr. Kapil Sharma

Company Secretary : Mr. Nikhil Sethi

The following table provides the total amount of transactions that have been entered into with related parties for the relevant year

| ₹ in lakhs   |            |              |   |  |           |
|--|------------|--------------|---|--|-----------|
| Transactions with Related Party                              | Year Ended | Subsidiaries | Key Management Personnel (Managing Director, Whole time director, manager and other managerial personnel) | Enterprises owned or significantly influenced by key management personnel or their relatives | Associate |
| <b>Reimbursement of expenses paid on behalf of party</b>     |            |              |   |  |           |
| Fleur Hotels Private Limited                                 | 31-Mar-21  | 4.88         | -   | -  | -         |
|  | 31-Mar-20  | 14.21        | -   | -  | -         |
| Hyacinth Hotels Private Limited                              | 31-Mar-21  | 0.76         | -   | -  | -         |
|  | 31-Mar-20  | 1.74         | -   | -  | -         |
| Celsia Hotels Private Limited                                | 31-Mar-21  | 0.42         | -   | -  | -         |
|  | 31-Mar-20  | 1.00         | -   | -  | -         |
| Berggruen Hotels Private Limited                             | 31-Mar-21  | 1.39         | -   | -  | -         |
|  | 31-Mar-20  | -            | -   | -  | -         |
| Others   | 31-Mar-21  | 1.09         | -   | -  | -         |
|  | 31-Mar-20  | 7.51         | -   | -  | -         |
| <b>Amount Received by the Party on behalf of the company</b> |            |              |   |  |           |
| Fleur Hotels Private Limited                                 | 31-Mar-21  | 11.70        | -   | -  | -         |
|  | 31-Mar-20  | 1.69         | -   | -  | -         |
| Celsia Hotels Private Limited                                | 31-Mar-21  | 5.51         | -   | -  | -         |
|  | 31-Mar-20  | -            | -   | -  | -         |
| Canary Hotels Private Limited                                | 31-Mar-21  | 0.54         | -   | -  | -         |
|  | 31-Mar-20  | -            | -   | -  | -         |
| Oriole Dr Fresh Hotels Private Limited                       | 31-Mar-21  | 0.15         | -   | -  | -         |
|  | 31-Mar-20  | 0.35         | -   | -  | -         |
| Sukhsagar Complexes Private Limited                          | 31-Mar-21  | 0.43         | -   | -  | -         |
|  | 31-Mar-20  | -            | -   | -  | -         |
| <b>Amount Received by the Company on behalf of the Party</b> |            |              |   |  |           |
| Hyacinth Hotels Private Limited                              | 31-Mar-21  | 76.46        | -   | -  | -         |
|  | 31-Mar-20  | 5.64         | -   | -  | -         |
| Fleur Hotels Private Limited                                 | 31-Mar-21  | 278.63       | -   | -  | -         |
|  | 31-Mar-20  | 95.46        | -   | -  | -         |
| Others   | 31-Mar-21  | 0.80         | -   | -  | -         |
|  | 31-Mar-20  | 4.92         | -   | -  | -         |
| <b>Loans (given)</b>   |            |              |   |  |           |
| Fleur Hotels Private Limited                                 | 31-Mar-21  | -            | -   | -  | -         |
|  | 31-Mar-20  | 707.00       | -   | -  | -         |
| Canary Hotels Private Limited                                | 31-Mar-21  | 442.50       | -   | -  | -         |
|  | 31-Mar-20  | 25.00        | -   | -  | -         |
| Oriole Dr. Fresh Hotels Private Limited                      | 31-Mar-21  | 68.00        | -   | -  | -         |
|  | 31-Mar-20  | -            | -   | -  | -         |

# NOTES TO FINANCIAL STATEMENTS

for the year ended March 31, 2021

| Transactions with Related Party                               | Year Ended | Subsidiaries | Key Management Personnel (Managing Director, Whole time director, manager and other managerial personnel) | Enterprises owned or significantly influenced by key management personnel or their relatives | Associate |
|---|------------|--------------|---|--|-----------|
| Sukhsagar   | 31-Mar-21  | 100.00       | -   | -  | -         |
| Complexes Private Limited                                     | 31-Mar-20  | 205.00       | -   | -  | -         |
| Others  | 31-Mar-21  | 4.00         | -   | -  | -         |
|   | 31-Mar-20  | 48.00        | -   | -  | -         |
| <b>Repayment of Loan Given</b>                                |            |              |   |  |           |
| Canary Hotels Private Limited                                 | 31-Mar-21  | 572.00       | -   | -  | -         |
|   | 31-Mar-20  | -            | -   | -  | -         |
| Fleur Hotels Private Limited                                  | 31-Mar-21  | 2,788.00     | -   | -  | -         |
|   | 31-Mar-20  | 1,879.00     | -   | -  | -         |
| Sukhsagar Complexes Private Limited.                          | 31-Mar-21  | 630.72       | -   | -  | -         |
|   | 31-Mar-20  | -            | -   | -  | -         |
| Others  | 31-Mar-21  | -            | -   | -  | -         |
|   | 31-Mar-20  | 325.00       | -   | -  | -         |
| <b>Services obtained (Gross)</b>                              |            |              |   |  |           |
| Grey Fox Project Management Company Private Limited           | 31-Mar-21  | 20.70        | -   | -  | -         |
|   | 31-Mar-20  | 314.13       | -   | -  | -         |
| Valerian Management services Private Limited                  | 31-Mar-21  | 13.90        | -   | -  | -         |
|   | 31-Mar-20  | 65.80        | -   | -  | -         |
| <b>Lease Rent Paid (Gross of TDS)</b>                         |            |              |   |  |           |
| Hyacinth Hotels Private Limited                               | 31-Mar-21  | 205.18       | -   | -  | -         |
|   | 31-Mar-20  | 194.49       | -   | -  | -         |
| <b>Rent Received (Gross)</b>                                  |            |              |   |  |           |
| Hamstede Living Private Limited                               | 31-Mar-21  | -            | -   | -  | -         |
|   | 31-Mar-20  | 34.49        | -   | -  | -         |
| Carnation Hotels Private Limited                              | 31-Mar-21  | -            | -   | -  | -         |
|   | 31-Mar-20  | 19.56        | -   | -  | -         |
| Mind Leaders Learning India Private Limited                   | 31-Mar-21  | -            | -   | -  | -         |
|   | 31-Mar-20  | -            | -   | -  | 26.52     |
| <b>Sale of Services</b>                                       |            |              |   |  |           |
| Hamstede Living Private Limited                               | 31-Mar-21  | -            | -   | -  | 0.02      |
|   | 31-Mar-20  | -            | -   | -  | 21.89     |
| Fleur Hotels Private Limited                                  | 31-Mar-21  | 0.07         | -   | -  | -         |
|   | 31-Mar-20  | -            | -   | -  | -         |
| <b>Purchase of Goods</b>                                      |            |              |   |  |           |
| Fleur Hotels Private Limited                                  | 31-Mar-21  | 0.07         | -   | -  | -         |
|   | 31-Mar-20  | 2.54         | -   | -  | -         |
| <b>Reimbursement of expenses incurred on company's behalf</b> |            |              |   |  |           |
| Hyacinth Hotels Private Limited.                              | 31-Mar-21  | 180.37       | -   | -  | -         |
|   | 31-Mar-20  | 207.39       | -   | -  | -         |
| Sukhsagar Complexes Private Limited                           | 31-Mar-21  | -            | -   | -  | -         |
|   | 31-Mar-20  | 0.13         | -   | -  | -         |

# NOTES TO FINANCIAL STATEMENTS

for the year ended March 31, 2021

| Transactions with Related Party                     | Year Ended | Subsidiaries | Key Management Personnel<br>(Managing Director, Whole time director, manager and other managerial personnel) | Enterprises owned or significantly influenced by key management personnel or their relatives | Associate |
|---|------------|--------------|--|--|-----------|
| <b>Remuneration paid</b>                            |            |              |  |  |           |
| Mr. Patanjali G Keswani                             | 31-Mar-21  | -            | 38.36  | -  | -         |
|   | 31-Mar-20  | -            | 348.47   | -  | -         |
| Mr. Kapil Sharma                                    | 31-Mar-21  | -            | 75.80  | -  | -         |
|   | 31-Mar-20  | -            | 113.68   | -  | -         |
| Mr. Nikhil Sethi                                    | 31-Mar-21  | -            | 24.83  | -  | -         |
|   | 31-Mar-20  | -            | 38.23  | -  | -         |
| <b>Purchase of Shares</b>                           |            |              |  |  |           |
| Patanjali Govind Keswani                            | 31-Mar-21  | -            | 0.02   | -  | -         |
|   | 31-Mar-20  | -            | -  | -  | -         |
| Toucan Real Estate Private Limited                  | 31-Mar-21  | -            | -  | 0.04   | -         |
|   | 31-Mar-20  | -            | -  | -  | -         |
| <b>Sitting Fee paid</b>                             |            |              |  |  |           |
| Mr. Arvind Singhania                                | 31-Mar-21  | -            | 0.75   | -  | -         |
|   | 31-Mar-20  | -            | 0.50   | -  | -         |
| Mr. Ashish Kumar Guha                               | 31-Mar-21  | -            | 1.75   | -  | -         |
|   | 31-Mar-20  | -            | 1.75   | -  | -         |
| Ms. Freyan Jamshed Desai                            | 31-Mar-21  | -            | 1.85   | -  | -         |
|   | 31-Mar-20  | -            | 1.55   | -  | -         |
| Mr Paramartha Saikia                                | 31-Mar-21  | -            | 2.05   | -  | -         |
|   | 31-Mar-20  | -            | 2.05   | -  | -         |
| Mr. Pradeep Mathur                                  | 31-Mar-21  | -            | 2.05   | -  | -         |
|   | 31-Mar-20  | -            | 1.50   | -  | -         |
| Mr. Niten Malhan                                    | 31-Mar-21  | -            | 0.80   | -  | -         |
|   | 31-Mar-20  | -            | -  | -  | -         |
| <b>Interest Received</b>                            |            |              |  |  |           |
| Grey Fox Project Management Company Private Limited | 31-Mar-21  | 1.08         | -  | -  | -         |
|   | 31-Mar-20  | 3.69         | -  | -  | -         |
| Carnation Hotels Private Limited                    | 31-Mar-21  | 0.24         | -  | -  | -         |
|   | 31-Mar-20  | 4.00         | -  | -  | -         |
| <b>Guarantees given for Loan Taken By</b>           |            |              |  |  |           |
| Fleur Hotels Private Limited                        | 31-Mar-21  | 85,302.00    | -  | -  | -         |
|   | 31-Mar-20  | 85,302.00    | -  | -  | -         |
| Canary Hotels Private Limited                       | 31-Mar-21  | 2,350.00     | -  | -  | -         |
|   | 31-Mar-20  | 2,350.00     | -  | -  | -         |
| Hyacinth Hotels Private Limited                     | 31-Mar-21  | 8,605.00     | -  | -  | -         |
|   | 31-Mar-20  | 8,605.00     | -  | -  | -         |
| Sukhsagar Complexes Private Limited                 | 31-Mar-21  | 4,306.50     | -  | -  | -         |
|   | 31-Mar-20  | 4,300.00     | -  | -  | -         |
| Oriole Dr. Fresh Hotels Private Limited             | 31-Mar-21  | 2,504.80     | -  | -  | -         |
|   | 31-Mar-20  | 2,500.00     | -  | -  | -         |
| Carnation Hotels Private Limited                    | 31-Mar-21  | 1,900.00     | -  | -  | -         |
|   | 31-Mar-20  | -            | -  | -  | -         |

# NOTES TO FINANCIAL STATEMENTS

for the year ended March 31, 2021

| Transactions with Related Party                          | Year Ended | Subsidiaries | Key Management Personnel (Managing Director, Whole time director, manager and other managerial personnel) | Enterprises owned or significantly influenced by key management personnel or their relatives | Associate |
|--|------------|--------------|---|--|-----------|
| <b>Subscription to Share Capital</b>                     |            |              |   |  |           |
| Fleur Hotels Private Limited in Equity Shares            | 31-Mar-21  | -            | -   | -  | -         |
|  | 31-Mar-20  | 6,088.03     | -   | -  | -         |
| Hamstede Living Private Limited in Preference shares     | 31-Mar-21  | -            | -   | -  | -         |
|  | 31-Mar-20  | 600.00       | -   | -  | -         |
| Sukhsagar Complexes Private Limited in Preference Shares | 31-Mar-21  | 599.60       | -   | -  | -         |
|  | 31-Mar-20  | -            | -   | -  | -         |
| Canary Hotels Private Limited in Equity Shares           | 31-Mar-21  | 150.00       | -   | -  | -         |
|  | 31-Mar-20  | -            | -   | -  | -         |
| <b>Management Fees Received (Gross)</b>                  |            |              |   |  |           |
| Celsia Hotels Private Limited                            | 31-Mar-21  | 57.63        | -   | -  | -         |
|  | 31-Mar-20  | 279.59       | -   | -  | -         |
| Fleur Hotels Private Limited.                            | 31-Mar-21  | 961.67       | -   | -  | -         |
|  | 31-Mar-20  | 4,320.03     | -   | -  | -         |
| Hyacinth Hotels Private Limited                          | 31-Mar-21  | 202.77       | -   | -  | -         |
|  | 31-Mar-20  | 530.63       | -   | -  | -         |
| Berggruen Hotels Private Limited                         | 31-Mar-21  | 174.05       | -   | -  | -         |
|  | 31-Mar-20  | 252.59       | -   | -  | -         |
| Others   | 31-Mar-21  | 90.36        | -   | -  | -         |
|  | 31-Mar-20  | 446.73       | -   | -  | -         |
| <b>Trademark/License Fee (including GST)</b>             |            |              |   |  |           |
| Carnation Hotels Private Limited                         | 31-Mar-21  | 13.25        | -   | -  | -         |
|  | 31-Mar-20  | 24.34        | -   | -  | -         |
| Berggruen Hotels Private Limited                         | 31-Mar-21  | -            | -   | -  | -         |
|  | 31-Mar-20  | 112.00       | -   | -  | -         |
| <b>Training Fees Paid (Gross)</b>                        |            |              |   |  |           |
| Mind Leaders Learning India Private Limited              | 31-Mar-21  | -            | -   | -  | 21.20     |
|  | 31-Mar-20  | -            | -   | -  | 85.96     |
| <b>Balances outstanding at the year end</b>              |            |              |   |  |           |
| Fleur Hotels Private Limited                             | 31-Mar-21  | 4,867.27     | -   | -  | -         |
|  | 31-Mar-20  | 7,572.87     | -   | -  | -         |
| Canary Hotels Private Limited                            | 31-Mar-21  | 96.38        | -   | -  | -         |
|  | 31-Mar-20  | 206.50       | -   | -  | -         |
| Celsia Hotels Private Limited.                           | 31-Mar-21  | 168.09       | -   | -  | -         |
|  | 31-Mar-20  | 103.92       | -   | -  | -         |
| Hamstede Living Private Limited                          | 31-Mar-21  | 61.13        | -   | -  | -         |
|  | 31-Mar-20  | 135.43       | -   | -  | -         |
| Oriole Dr. Fresh Hotels Private Limited                  | 31-Mar-21  | 116.13       | -   | -  | -         |
|  | 31-Mar-20  | 37.64        | -   | -  | -         |
| Carnation Hotels Private Limited                         | 31-Mar-21  | 43.56        | -   | -  | -         |
|  | 31-Mar-20  | 37.94        | -   | -  | -         |
| Hyacinth Hotels Private Limited                          | 31-Mar-21  | 4,035.36     | -   | -  | -         |
|  | 31-Mar-20  | 4,247.58     | -   | -  | -         |
| Inovoa Hotels & Resorts Limited                          | 31-Mar-21  | 71.65        | -   | -  | -         |
|  | 31-Mar-20  | 56.69        | -   | -  | -         |



# NOTES TO FINANCIAL STATEMENTS

for the year ended March 31, 2021

| Transactions with Related Party  | Year Ended | Subsidiaries | Key Management Personnel (Managing Director, Whole time director, manager and other managerial personnel) | Enterprises owned or significantly influenced by key management personnel or their relatives | Associate |
|----------------------------------|------------|--------------|---|--|-----------|
| Sukhsagar                        | 31-Mar-21  | 55.16        | -   | -  | -         |
| Complexes Private Limited        | 31-Mar-20  | 674.11       | -   | -  | -         |
| Berggruen Hotels Private Limited | 31-Mar-21  | 466.76       | -   | -  | -         |
|                                  | 31-Mar-20  | 160.80       | -   | -  | -         |
| Others                           | 31-Mar-21  | 48.93        | 1.17  | -  | 12.82     |
|                                  | 31-Mar-20  | (3.64)       | 1.34  | -  | 8.78      |

## Terms and conditions of transactions with related parties

The transactions with related parties are made on terms equivalent to those that prevail in arm's length transactions. Outstanding balances with related parties at the year-end are unsecured and settlement occurs in cash. For the year ended March 31, 2021, the Company has not recorded any impairment of receivables relating to amounts owed by related parties (March 31, 2020: Nil). This assessment is undertaken each financial year through examining the financial position of the related party and the market in which the related party operates.

## Commitments with related parties

The Company has not entered into any commitments with related parties during the year.

## 34. Fair value measurement

This section gives an overview of the significance of financial instruments for the Company and provides additional information on the balance sheet. Details of significant accounting policies, including the criteria for recognition, the basis of measurement and the basis on which income and expenses are recognised, in respect of each class of financial asset, financial liability and equity instrument

### a. Financial Assets (other than equity investment/ deemed investment in subsidiaries and associates carried at cost)

₹ in lakhs

|   | March 31, 2021 |                  | March 31, 2020 |                  |
|---|----------------|------------------|----------------|------------------|
|   | FVTPL          | Amortised Cost   | FVTPL          | Amortised Cost   |
| <b>Financial Assets</b>   |                |                  |                |                  |
| Trade Receivables   | -              | 7,725.23         | -              | 7,979.20         |
| Security Deposits (non-current)   | -              | 1,580.93         | -              | 1,163.58         |
| Security Deposits (current)   | -              | 0.68             | -              | 0.68             |
| Fixed Deposits under Lien   | -              | 228.28           | -              | 250.17           |
| Cash and Cash Equivalents   | -              | 3,641.12         | -              | 1,187.83         |
| Interest accrued on deposit with banks and related party  | -              | 321.37           | -              | 254.54           |
| Loans (non-current)   | -              | 87.75            | -              | 118.88           |
| Loans (current)   | -              | 122.61           | -              | 3,498.83         |
| Investments   | 439.48         | -                | 856.54         | -                |
| <b>Total Financial Assets (other than equity investment/ deemed investment in subsidiaries carried at cost)</b> | <b>439.48</b>  | <b>13,707.78</b> | <b>856.54</b>  | <b>14,453.72</b> |

Note: The financial assets above do not include investments in subsidiaries and associates which are measured at cost in accordance with Ind AS 101 and Ind AS 27.

# NOTES TO FINANCIAL STATEMENTS

for the year ended March 31, 2021

## b. Financial Liabilities

|                                     | March 31, 2021 |                  | March 31, 2020 |                  |
|-------------------------------------|----------------|------------------|----------------|------------------|
|                                     | FVTPL          | Amortised Cost   | FVTPL          | Amortised Cost   |
| <b>Financial Liabilities</b>        |                |                  |                |                  |
| Borrowings (Non Current)            | -              | 32,331.48        | -              | 28,151.53        |
| Borrowings (Current)                | -              | 1,362.95         | -              | 4,470.36         |
| Trade Payables                      | -              | 4,480.75         | -              | 4,583.63         |
| Lease Liability(Non Current)        | -              | 16,691.50        | -              | 16,574.94        |
| Lease Liability(Current)            | -              | 88.21            | -              | 77.54            |
| Other Current Financial Liabilities | -              | 3,838.89         | -              | 2,228.71         |
| <b>Total Financial Liabilities</b>  |                | <b>58,793.79</b> |                | <b>56,086.61</b> |

## c. Fair value measurement hierarchy for assets and liabilities

### Fair value measurement

Fair value is the price that would be received to sell an asset or paid to transfer a liability in an orderly transaction between market participants at the measurement date under current market conditions.

The Company categorizes assets and liabilities measured at fair value into one of three levels depending on the ability to observe inputs employed in their measurement which are described as follows:

#### i) Level 1

Inputs are quoted prices (unadjusted) in active markets for identical assets or liabilities.

#### ii) Level 2

Inputs are inputs that are observable, either directly or indirectly, other than quoted prices included within level 1 for the asset or liability.

#### iii) Level 3

Inputs are unobservable inputs for the asset or liability reflecting significant modifications to observable related market data or Company's assumptions about pricing by market participants.

The following table provides the fair value measurement hierarchy of the Company's assets and liabilities:

Financial assets and liabilities measured at fair value

₹ in lakhs

|   | March 31, 2021 |         |               |               |
|---|----------------|---------|---------------|---------------|
|   | Level 1        | Level 2 | Level 3       | Total         |
| <b>Financial investments as FVTPL</b>                                   |                |         |               |               |
| Unquoted equity instruments   | -              | -       | 200.30        | 200.30        |
| Investment in compulsorily redeemable preference shares of subsidiaries | -              | -       | 239.18        | 239.18        |
| <b>Total</b>  | -              | -       | <b>439.48</b> | <b>439.48</b> |

|   | March 31, 2020 |         |               |               |
|---|----------------|---------|---------------|---------------|
|   | Level 1        | Level 2 | Level 3       | Total         |
| <b>Financial investments as FVTPL</b>                                   |                |         |               |               |
| Unquoted equity instruments   | -              | -       | 200.30        | 200.30        |
| Investment in compulsorily redeemable preference shares of subsidiaries | -              | -       | 214.87        | 214.87        |
| Investment in Quoted Mutual Funds                                       | 441.37         | -       | -             | 441.37        |
| <b>Total</b>  | <b>441.37</b>  | -       | <b>415.17</b> | <b>856.54</b> |

# NOTES TO FINANCIAL STATEMENTS

for the year ended March 31, 2021

The following methods and assumptions were used to estimate the fair values:

- The fair values of the unquoted equity shares have been estimated using a DCF model. The valuation requires management to make certain assumptions about the model inputs, including forecast cash flows, discount rate, credit risk and volatility. The probabilities of the various estimates within the range can be reasonably assessed and are used in management's estimate of fair value for these unquoted equity investments.
- The fair values of compulsorily redeemable preference shares of subsidiaries have been estimated using the fair valuation by independent valuer. The valuation requires management to make certain assumptions about the interest rate, including forecast cash flows, discount rate, credit risk and volatility. The probabilities of the various estimates within the range can be reasonably assessed and are used in management's estimate of fair value for these unquoted equity investments.

The significant unobservable inputs used in the fair value measurement categorised within Level 3 of the fair value hierarchy together with a quantitative sensitivity analysis as at March 31, 2021 and March 31, 2020 are as shown below:

Description of significant unobservable inputs to valuation:

|  | Valuation technique | Significant unobservable inputs | Range (weighted average)          |
|--|---------------------|---------------------------------|-----------------------------------|
| FVTPL fair values of compulsorily redeemable preference shares of subsidiaries | DCF method          | Discount Rate                   | 31 March 2021:<br>11.22% - 12.12% |
|  |                     |                                 | 31 March 2020:<br>11.22% - 12.12% |
|  |                     | Expected dividends              | 31 March 2021:<br>0% - 5%         |
|  |                     |                                 | 31 March 2020:<br>0% - 5%         |

## 35. Financial risk management objectives and policies

The Company's principal financial liabilities comprise loans and borrowings, trade and other payables. The main purpose of these financial liabilities is to finance the Company's operations and to support its operations. The Company's financial assets include loans, trade and other receivables, and cash & cash equivalents that derive directly from its operations.

The Company is exposed to market risk, credit risk and liquidity risk. The Company's senior management oversees the management of these risks. The Company's senior management advises on financial risks and the appropriate financial risk governance framework for the Company. The Company's financial risk activities are governed by appropriate policies and procedure and that financial risks are identified, measured and managed in accordance with the Company's policies and risk objectives. The Board of Directors reviews and agrees policies for managing each risk, which are summarised as below:

### Market risk

Market risk is the risk that the fair value of future cash flows of a financial instrument will fluctuate because of changes in market prices. Market risk comprises of interest rate risk. Financial instruments affected by market risk include loans and borrowings.

### Interest rate risk

Interest rate risk is the risk that the fair value or future cash flows of a financial instrument will fluctuate because of changes in market interest rates. The Company's exposure to the risk of changes in market interest rates relates primarily to the Company's long-term debt obligations with floating interest rates. The Company is carrying its borrowings primarily at variable rate. The Company expects the variable rate to decline, accordingly the Company is currently carrying its loans at variable interest rates.

# NOTES TO FINANCIAL STATEMENTS

for the year ended March 31, 2021

₹ In lakhs

|                          | As at<br>March 31, 2021 | As at<br>March 31, 2020 |
|--------------------------|-------------------------|-------------------------|
| Variable rate borrowings | 36,965.93               | 34,275.61               |
| Fixed rate borrowings    | 283.57                  | 294.21                  |

## Interest rate sensitivity

The following table demonstrates the sensitivity to a reasonably possible change in interest rates on that portion of loans and borrowings affected. With all other variables held constant, the Company's profit before tax is affected through the impact on floating rate borrowings, as follows:

| Particulars | Increase/decrease in basis points | Effect on profit before tax<br>₹ In lakhs |
|-------------|-----------------------------------|---|
| 31-March-21 |                                   |   |
| ₹           | 50                                | (162.13)                                  |
| ₹           | -50                               | 162.13                                    |
| 31-March-20 |                                   |   |
| ₹           | 50                                | (100.06)                                  |
| ₹           | -50                               | 100.06                                    |

## Foreign currency risk

Foreign currency risk is the risk that the fair value or future cash flows of an exposure will fluctuate because of changes in foreign exchange rates. The Company has no exposure in foreign currency.

## Credit risk

Credit risk is the risk that counterparty will not meet its obligations under a financial instrument or customer contract, leading to a financial loss. The Company is exposed to credit risk from its operating activities (primarily trade receivables and deposits to landlords) and from its financing activities, including deposits with banks and financial institutions and other financial instruments.

### (a) Trade receivables

Customer credit risk is managed by each business location subject to the Company's established policy, procedures and control relating to customer credit risk management. Credit quality of a customer is assessed and individual credit limits are defined in accordance with the assessment both in terms of number of days and amount.

An impairment analysis is performed at each reporting date on an individual basis for major clients. In addition, a large number of minor receivables are grouped into homogenous groups and assessed for impairment collectively. The maximum exposure to credit risk at the reporting date is the carrying value of each class of financial assets disclosed in Note 12. The Company does not hold collateral as security.

|                       | 31-March-21 | 31-March-20 |
|-----------------------|-------------|-------------|
| Ageing                |             |             |
| Not due               | -           | -           |
| 0-60 days past due    | 1,138.94    | 4,394.97    |
| 61-120 days past due  | 371.42      | 1,025.91    |
| 121-180 days past due | 347.81      | 246.37      |
| 180-365 days past due | 2,676.04    | 940.00      |
| more than 365 days    | 3,191.02    | 1,371.95    |
|                       | 7,725.23    | 7,979.20    |

# NOTES TO FINANCIAL STATEMENTS

for the year ended March 31, 2021

## Provision for doubtful debts (including provision for expected credit loss)

| Ageing                | ₹ in lakhs  |             |
|-----------------------|-------------|-------------|
|                       | 31-March-21 | 31-March-20 |
| Not due               | -           | -           |
| 0-60 days past due    | 0.53        | -           |
| 61-120 days past due  | 0.19        | -           |
| 121-180 days past due | 0.19        | -           |
| 180-365 days past due | 0.78        | -           |
| more than 365 days    | 185.95      | 187.64      |

## Reconciliation of provision for doubtful debts – Trade receivables (including provision for expected credit loss)

| Particulars              | ₹ in lakhs  |             |
|--------------------------|-------------|-------------|
|                          | 31-March-21 | 31-March-20 |
| Provision at beginning   | 187.64      | 15.95       |
| Addition during the year | -           | 171.69      |
| Reversal during the year | -           | -           |
| Utilised during the year | -           | -           |
| Provision at closing     | 187.64      | 187.64      |

### (b) Financial instruments and cash deposits

Credit risk from balances with banks and financial institutions is managed by the Company's treasury department in accordance with the Company's policy. Investment of surplus funds are made only with approved counterparties and within credit limits assigned to each counterparty. The Company's maximum exposure to credit risk for the components of the balance sheet at March 31, 2021 and March 31, 2020 is the carrying amount as given in Note 12(ii).

#### Liquidity risk

The Company monitors its risk of a shortage of funds by estimating the future cash flows. The Company's objective is to maintain a balance between continuity of funding and flexibility through the use of bank overdrafts, cash credit facilities and bank loans. The Company assessed the concentration of risk with respect to refinancing its debt and concluded it to be low. The Company has access to a sufficient variety of sources of funding and debt maturity within 12 months can be rolled over with existing lenders. As at March 31, 2021, the company had available ₹ 490 lakhs (March 31, 2020: ₹ 490 lakhs) of undrawn committed borrowing facilities.

The table below summarises the maturity profile of the Company's financial liabilities based on contractual undiscounted payments.

|                                  | ₹ in lakhs       |                    |                 |                  |                  | Total            |
|----------------------------------|------------------|--------------------|-----------------|------------------|------------------|------------------|
|                                  | On demand        | Less than 3 months | 3 to 12 months  | 1 to 5 years     | > 5 years        |                  |
| <b>Year ended March 31, 2021</b> |                  |                    |                 |                  |                  |                  |
| Borrowings                       | 1,362.95         | 697.44             | 2,862.33        | 25,988.65        | 6,338.13         | 37,249.50        |
| Trade and other payables         | 4,480.75         | -                  | -               | -                | -                | 4,480.75         |
| Other Financial Liabilities      | 283.82           | -                  | -               | -                | -                | 283.82           |
|                                  | <b>6,127.52</b>  | <b>697.44</b>      | <b>2,862.33</b> | <b>25,988.65</b> | <b>6,338.13</b>  | <b>42,014.07</b> |
| <b>Year ended March 31, 2020</b> |                  |                    |                 |                  |                  |                  |
| Borrowings                       | 4,470.36         | -                  | 1,947.93        | 16,125.74        | 12,025.79        | 34,569.82        |
| Trade and other payables         | 4,583.73         | -                  | -               | -                | -                | 4,583.73         |
| Other Financial Liabilities      | 280.78           | -                  | -               | -                | -                | 280.78           |
|                                  | <b>1,0070.17</b> | <b>-</b>           | <b>1,947.93</b> | <b>16,125.74</b> | <b>12,025.79</b> | <b>40,169.63</b> |

# NOTES TO FINANCIAL STATEMENTS

for the year ended March 31, 2021

The table provides details regarding the contractual maturities of lease liabilities on undiscounted basis

| Particulars                                       | 31-March-21      | 31-March-20      |
|---|------------------|------------------|
| Minimum Lease Payments :                          |                  |                  |
| Not later than one year                           | 1,479.16         | 1,435.73         |
| Later than one year but not later than five years | 6,464.90         | 6,273.24         |
| Later than five years                             | 44,607.84        | 46,278.66        |
| <b>Total</b>                                      | <b>52,551.90</b> | <b>53,987.63</b> |

## 36. Capital management

For the purpose of the Company's capital management, capital includes issued equity capital, share premium and all other equity reserves attributable to the equity holders of the Company. The primary objective of the Company's capital management is to maximise the shareholder value.

The Company manages its capital structure and makes adjustments in light of changes in economic conditions and the requirements of the financial covenants. To maintain or adjust the capital structure, the Company may adjust the dividend payment to shareholders, return capital to shareholders or issue new shares. The Company monitors capital using a gearing ratio, which is net debt divided by total capital plus net debt. The Company includes within net debt, interest bearing loans and borrowings, trade payables, less cash and cash equivalents.

| Particulars                     | ₹ in lakhs       |                  |
|---------------------------------|------------------|------------------|
|                                 | 31-March-21      | 31-March-20      |
| Borrowings                      | 37,249.50        | 34,569.82        |
| Trade payables                  | 4,480.75         | 4,583.53         |
| Less: cash and cash equivalents | 3,641.12         | 1,187.83         |
| <b>Net debt</b>                 | <b>38,089.13</b> | <b>37,965.52</b> |
| Total capital                   | 100,323.94       | 104,377.33       |
| Capital and net debt            | 138,413.07       | 142,342.85       |
| <b>Gearing ratio</b>            | <b>27%</b>       | <b>27%</b>       |

In order to achieve this overall objective, the Company's capital management, amongst other things, aims to ensure that it meets financial covenants attached to the interest-bearing loans and borrowings that define capital structure requirements.

Breaches in meeting the financial covenants would permit the bank to immediately call loans and borrowings. There have been no breaches in the financial covenants of any interest-bearing loans and borrowing in the current year.

No changes were made in the objectives, policies or processes for managing capital during the year ended March 31, 2021 and March 31, 2020.

## 37. Segment Reporting

The Company is into Hoteliering business. The Board of Directors of the Company, which has been identified as being the chief operating decision maker (CODM), evaluates the Company performance, allocate resources based on the analysis of the various performance indicator of the Company as a single unit. Therefore, there is no reportable segment for the Company as per the requirements of Ind AS 108 – "Operating Segments".

### Information about geographical areas

The Company has only domestic operations and hence no information required for the Company as per the requirements of Ind AS 108 – "Operating Segments".

### Information about major customers

No customer individually accounted for more than 10% of the revenue.

# NOTES TO FINANCIAL STATEMENTS

for the year ended March 31, 2021

38. Prepaid expenses include prepaid conversion charges of ₹ 603.98 lakhs in respect of land taken for lease of 60 years for construction of hotel building. The Company has amortized ₹ 10.07 lakhs (Previous year: March 31, 2020 ₹ 10.07 lakhs) during the year in accordance with its accounting policy of amortizing the conversion charges over the period of lease as mentioned in Note 2.2 (j) above. The balance amount of ₹ 482.35 lakhs (March 31, 2020: ₹ 492.41 lakhs) has been included in Right to use assets'.
39. During an earlier year, the Company had issued equity shares to APG Strategic Real Estate Pool N.V. ('the investor') and the investor had also acquired 41.09% (March 31, 2020 41.76%) stake of Fleur Hotels Private Limited (a subsidiary Company). As per the Shareholder's agreement, all new hotel projects will first be offered to the subsidiary. There are no other significant commitments to the investor.
40. During earlier years, the Company had entered into a sub license agreement with M/s Hyacinth Hotels Private Limited (a subsidiary of the Company) as part of Infrastructure development and services agreement entered between M/s Hyacinth Hotels Private Limited and Delhi International Airport Limited (DIAL) to develop a hotel at Aero City, New Delhi for an initial term of 27 years, extendable at the option of the Company for an additional period of 30 years provided DIAL gets the extension from Airport Authority of India. DIAL is committed to take over the building at 'Book values', as defined in the aforesaid agreement in case the agreement is not extended further.
41. During the year, the Company has received ₹ Nil (Previous year: March 31, 2020 ₹ 135 lakhs) towards relinquishment of right according to settlement agreement entered into with the Developer with respect to purchase of certain parts of built-up structure along with proportionate interest in the land to establish and operate a four-star hotel at Jaipur with penalty as per Honorable High Court of Delhi (HC) order.
42. Investment in Hamstede Living Private Limited

| Particulars   | ₹ in lakhs              |
|---|-------------------------|
|   | As at<br>March 31, 2021 |
| Opening balance:                                    |                         |
| Investment in Equity shares                         | 15.00                   |
| Investment in CCPS                                  | 870.00                  |
|   | <b>885.00</b>           |
| Changes during the year:                            |                         |
| Additional Investment during the year               | 2.07                    |
| Conversion of CCPS into Equity shares in 1:1 ratio: |                         |
| Investment in Equity Shares                         | 870                     |
| Investment in CCPS                                  | (870)                   |
| Less: Provision for diminution                      | (592.07)                |
| <b>Closing balance</b>                              | <b>295.00</b>           |

As on the reporting date, the Company has conducted impairment evaluation on value of investments in Hamstede Living Private Limited (HLPL) and recognised provision for diminution/impairment in the value of investment of ₹ 592.07 lakhs as an exceptional item in the Statement of Profit and Loss.

The recoverable amount of HLPL has considered on the basis of net assets approach for the company.

Due to current COVID 19 situation, the HLPL management has slowed down its expansion plan and has assessed the impact of macro-economic conditions on its business and the carrying value of its assets mainly comprising of Property, Plant and Equipment (PPE), Capital work in progress and security deposits as at the balance sheet date.

Company is of the view that there would be no material increase to the impairment charge which would impact the decision of the user of the financial statements.

# NOTES TO FINANCIAL STATEMENTS

for the year ended March 31, 2021

43. Details of dues to Micro, Small and Medium Enterprises as per MSMED Act, 2006.

₹ In lakhs

| Particulars  | March 31, 2021 | March 31, 2020 |
|--|----------------|----------------|
| The principal amount and the interest due thereon remaining unpaid to any supplier as at the end of each accounting year   | 94.89          | 117.57         |
| The amount of interest paid by the buyer in terms of section 16 of the Micro Small and Medium Enterprise Development Act, 2006 along with the amounts of the payment made to the supplier beyond the appointed day during each accounting year   | Nil            | Nil            |
| The amount of interest due and payable for the period of delay in making payment (which have been paid but beyond the appointed day during the year) but without adding the interest specified under Micro Small and Medium Enterprise Development Act, 2006.  | Nil            | Nil            |
| The amount of interest accrued and remaining unpaid at the end of each accounting year; and  | Nil            | Nil            |
| The amount of further interest remaining due and payable even in the succeeding years, until such date when the interest dues as above are actually paid to the small enterprise for the purpose of disallowance as a deductible expenditure under section 23 of the Micro Small and Medium Enterprise Development Act, 2006 | Nil            | Nil            |

44. The Company does not have any long term contracts including derivative contracts for which there are any material foreseeable losses.

45. There has been no amounts which were required to be transferred to the Investor Education and Protection Fund by the Company.

For and on behalf of the Board of Directors of  
Lemon Tree Hotels Limited

**Patanjali G. Keswani**  
(Chairman & Managing Director)  
DIN-00002974

**Kapil Sharma**  
(Chief Financial Officer)

**Nikhil Sethi**  
(Group Company Secretary  
& GM Legal)  
Mem. no. - A18883

Place : New Delhi  
Date : June 15, 2021



# Corporate information

## REGISTERED & CORPORATE OFFICE

Lemon Tree Hotels Limited  
Asset No.6, Aerocity Hospitality District  
New Delhi 110037, India

## COMPANY SECRETARY AND COMPLIANCE OFFICER

Nikhil Sethi

## STATUTORY AUDITORS

Deloitte Haskins & Sells LLP  
7th Floor, Building 10B  
DLF City Phase II  
Gurugram 122 002, Haryana, India

## REGISTRAR & SHARE TRANSFER AGENT

KFin Technologies Private Limited  
Selenium Tower B, Plot 31 & 32  
Financial District, Nanakramguda  
Serilingampally Mandal  
Hyderabad - 500 032, Telangana  
E-mail: [einward.ris@kfintech.com](mailto:einward.ris@kfintech.com)  
Website: <https://ris.kfintech.com/>  
Toll free number 1-800-309-4001

## BANKERS TO THE COMPANY

Axis Bank Limited  
HDFC Bank Limited  
Kotak Mahindra Bank Limited  
YES Bank Limited





**LEMON TREE HOTELS LIMITED**

REGISTERED & CORPORATE OFFICE  
Asset No.6, Aerocity Hospitality District New Delhi 110037, India

# LEMON TREE HOTELS LIMITED

CIN: L74899DL1992PLC049022

Regd. Office: Asset No. 6, Aerocity Hospitality District, New Delhi-110037

Telephone No.: 011-46050101; Fax: 011-46050110

E: sectdeptt@lemontreehotels.com; Website: www.lemontreehotels.com

## NOTICE

NOTICE is hereby given that the TWENTY NINTH ANNUAL GENERAL MEETING ("AGM") of the members of LEMON TREE HOTELS LIMITED will be held on Thursday, the 30th DAY OF SEPTEMBER, 2021 at 3.00 P.M. through Video Conferencing ('VC') / Other Audio Visual Means ('OAVM') facility, to transact the following business:

### ORDINARY BUSINESS

- To receive, consider and adopt:
  - the Audited Standalone Financial Statements of the Company for the period ended March 31, 2021 including the Audited Balance Sheet as at March 31, 2021 and the Statement of Profit and Loss and Cash Flow Statements for the year ended March 31, 2021 and the Reports of the Auditors and Board of Directors in respect thereof; and
  - the Audited Consolidated Financial Statements of the Company for the period ended March 31, 2021 and report of the Auditors in respect thereof.
- To appoint a director in the place of Mr. Rattan Keswani who retires by rotation and is eligible for re-appointment.

### SPECIAL BUSINESS

- To consider and if thought fit, to pass, with or without modification(s), the following resolution as an **Ordinary Resolution**:

"RESOLVED THAT pursuant to the provisions of Sections 149, 150 & 152 read with Schedule IV and other applicable provisions, if any of the Companies Act, 2013 and rules framed there under, as amended from time to time, Mr. Niten Malhan (DIN No. 00614624), who was appointed as an Additional Director in the capacity of Independent Director, in terms of the provisions of Section 161 of the Companies Act, 2013 and in respect of whom a notice proposing his candidature for the office of Independent Director has been received, be and is hereby appointed as Independent Director of the Company for a period of 5 years w.e.f 6th November, 2020 and he shall not be liable to retire by rotation.

RESOLVED FURTHER THAT Mr. Patanjali G. Keswani, Chairman & Managing Director, Mr. Rattan Keswani, Deputy Managing Director, Mr. Kapil Sharma, Chief Financial Officer and Mr. Nikhil Sethi, Group Company Secretary & GM Legal of the Company be and are hereby severally authorized to file requisite forms, returns and memorandum of information in respect of the above with the Registrar of Companies and other authorities concerned and to do all the such acts, deeds and things as may be required, considered necessary and incidental".

BY ORDER OF THE BOARD  
For LEMON TREE HOTELS LIMITED

NIKHIL SETHI  
GROUP COMPANY SECRETARY  
& GM LEGAL  
Membership No: A18883

DATE: 11.08.2021

PLACE: New Delhi

### NOTES:

- The Explanatory Statement setting out the material facts pursuant to Section 102 of the Companies Act, 2013, in respect of the special business to be transacted at the meeting under Item No. 3 is annexed hereto. Additional information, pursuant to Regulations 26(4) and 36(3) of the Securities and Exchange Board of India (Listing Obligations and Disclosure Requirements) Regulations, 2015, ('SEBI Listing Regulations') and Secretarial Standard on General Meetings issued by the Institute of Company Secretaries of India (SS-2), in respect of Director(s) retiring by rotation seeking re-appointment/appointment of Independent Director at this Annual General Meeting ('Meeting' or 'AGM') is furnished as Annexure to the Notice.
- The Ministry of Corporate Affairs ("MCA") circulars Nos. 14/2020 dated 8th April 2020, 17/2020 dated 13th April 2020, 20/2020 dated 5th May 2020 and 02/2021 dated 13th January 2021 (hereinafter referred to as "MCA circulars") and Securities and Exchange Board of India ("SEBI") vide it's circular SEBI/HO/CFD/CMD1/CIR/P/2020/79 dated 12th May 2020 and SEBI/HO/CFD/ CMD2/CIR/P/2021/11



dated 15th January 2021 (hereinafter referred to as "SEBI circulars") permitting Companies to hold Annual General Meeting through video conference ("VC")/other audio visual means ("OAVM") up to 31st December 2021, without the physical presence of the members at a common venue.

3. In compliance with applicable provisions of the Companies Act, 2013 read with aforesaid MCA circulars and SEBI Circulars, the 29th Annual General Meeting of the company being conducted through Video Conferencing (VC) herein after called as "AGM". The deemed venue for the meeting shall be the registered office of the Company.
4. **PURSUANT TO PROVISIONS OF THE ACT, A MEMBER ENTITLED TO ATTEND AND VOTE AT THE AGM IS ENTITLED TO APPOINT A PROXY TO ATTEND AND VOTE AT THE MEETING ON HIS/HER BEHALF AND THE PROXY NEED NOT BE A MEMBER OF THE COMPANY. SINCE THIS AGM IS BEING HELD PURSUANT TO THE MCA CIRCULARS AND SEBI CIRCULAR THROUGH VC/OAVM, THE REQUIREMENT OF PHYSICAL ATTENDANCE OF MEMBERS HAS BEEN DISPENSED WITH. ACCORDINGLY, IN TERMS OF THE MCA CIRCULARS AND SEBI CIRCULAR, THE FACILITY FOR APPOINTMENT OF PROXIES BY THE MEMBERS WILL NOT BE AVAILABLE FOR THIS AGM AND HENCE THE PROXY FORM, ROUTE MAP AND ATTENDANCE SLIP ARE NOT ANNEXED TO THIS NOTICE.**
5. The Attendance of the Members (member's logins) attending the AGM will be counted for the purpose of reckoning the quorum under Section 103 of the Companies Act, 2013.
6. Institutional / Corporate Shareholders (i.e. other than individuals / HUF, NRI, etc.) are requested to send a scanned copy (PDF/JPG Format) of its Board or governing body Resolution/Authorization etc., authorizing its representative to attend the e-AGM through VC / OAVM on its behalf and to vote through remote e-voting, to the Scrutinizer Mr. Prakash Verma, Company Secretary in Whole Time Practice (email:info@TGLadvisors.com) with a copy marked to the evoting@nsdl.co.in.
7. In case of joint holders, only such joint holder whose name appeared as the first holder as per the Register of Members will be entitled to vote.
8. The Notice of AGM and Annual Report will be sent to those Members / beneficial owners whose name will appear in the Register of Members / list of beneficiaries received from the Depositories as on Friday, 27th August, 2021.
9. In line with the MCA Circulars and SEBI circulars, the Notice calling the AGM along with the Annual Report is being sent only through electronic mode to those

members whose email addresses are registered with the Company/Depositories. The members further note that notice of AGM and Annual Report has been uploaded on the website of the Company at [www.lemontreehotels.com](http://www.lemontreehotels.com). The Notice can also be accessed from the websites of the Stock Exchanges i.e. BSE Limited and National Stock Exchange of India Limited at [www.bseindia.com](http://www.bseindia.com) and [www.nseindia.com](http://www.nseindia.com) respectively. The Notice is also available on the website of NSDL at [www.evoting.nsdl.com](http://www.evoting.nsdl.com)

10. Process for those Shareholders whose email address are not registered with the Company / Depositories, for procuring user id and password and registration of e-mail address for e-voting for the resolutions set out in this Notice:

#### **Physical Holding**

Send a request to KFin Technologies Private Limited (formerly Karvy Fintech Private Limited), Registrar and Share Transfer Agent at [einward.ris@kfintech.com](mailto:einward.ris@kfintech.com) providing your name, folio no., scanned copy of the share certificate (front and back), self-attested scanned copy of PAN card and self-attested scanned copy of Aadhar Card, for registering e-mail address.

#### **Demat Holding**

Please contact your DP and register your e-mail address in your demat account, as per the process advised by your DP.

11. All the documents referred to in the accompanying Notice and Explanatory Statements, shall be available for inspection through electronic mode, basis the request being sent to [sectdeptt@lemontreehotels.com](mailto:sectdeptt@lemontreehotels.com).
12. The Register of Directors and Key Managerial Personnel and their shareholding maintained under Section 170 of the Act, the Register of Contracts or arrangements in which Directors are interested under Section 189 of the Act and Certificate from Statutory Auditors of the Company certifying that Krizm Hotels Private Limited Employee Stock Option Scheme 2006 of the Company is being implemented in accordance with the Securities and Exchange Board of India (Share Based Employee Benefits) Regulations, 2014 will be available electronically for inspection by the Members on the website of the Company at [www.lemontreehotels.com](http://www.lemontreehotels.com) during the time of the AGM.
13. Members desiring any information/clarification on the accounts or any matter to be placed at the AGM are requested to write to the Company at [sectdeptt@lemontreehotels.com](mailto:sectdeptt@lemontreehotels.com) mentioning their name, DP ID and Client ID/folio number and mobile number at least seven days in advance, to reply to the queries. Members desiring to seek information/clarification during the AGM on the accounts or any matter to be placed at the AGM may ask through the chat box facility provided by NSDL.

14. Members are requested to note that KFin Technologies Private Limited having its office at Selenium Tower B, Plot No. 31 & 32, Financial District, Nanakramguda, Serilingampally Mandal, Hyderabad - 500 032, is the Registrar and Share Transfer Agent to manage the work related to shares held in physical and dematerialized form.
15. As per Regulation 40 of the SEBI Listing Regulations, as amended, securities of the listed companies can be transferred only in dematerialised form with effect from April 1, 2019, except in case of request received for transmission or transposition of securities. In view of this and to eliminate all risks associated with physical shares and for ease of portfolio management, Members holding shares in physical form are requested to consider converting their holdings to dematerialised form.
16. To prevent fraudulent transactions, Members are requested to exercise due diligence and immediately notify to the RTA any change in their address and/or bank mandate in respect of shares held in physical form and to their DPs in respect of shares held in the dematerialized form. Members are also advised not to leave their demat account(s) dormant for long. Periodic statement of holdings should be obtained from the concerned DP and holdings should be verified. The Securities and Exchange Board of India ('SEBI') has mandated the submission of Permanent Account Number ('PAN') by every participant in securities market. Members holding shares in electronic form are, therefore, requested to submit their PAN to their DPs with whom they are maintaining their demat accounts. Members holding shares in physical form can submit their PAN to the Company/ RTA.
17. The Securities and Exchange Board of India (SEBI) has mandated the submission of Permanent Account Number (PAN) by every participant in securities market. Member(s) holding shares in electronic form are, therefore, requested to submit the PAN to their Depository Participants with whom they are maintaining their demat accounts. Members holding shares in physical form can submit their PAN details to the Company/RTA.
18. Pursuant to Section 72 of the Act, member(s) of the Company may nominate a person in whom the shares held by him/them shall vest in the event of his/ their unfortunate death. Member(s) holding shares in physical form may file nomination in the prescribed Form SH-13 with the Company's Registrar and Transfer Agent (RTA). In respect of shares held in dematerialized form, the nomination form may be filed with the respective Depository Participant.
19. The voting rights of Member(s) shall be in proportion to their shares in the paid up equity share capital of the Company as on the cut-off date i.e. September 23, 2021. A person whose name is recorded in the register of members or in the register of beneficial owners maintained by the depositories as on the cut-off date, i.e. September 23, 2021 only shall be entitled to avail the facility of remote e-voting. A person who is not a Member as on the cut-off date should treat this Notice of AGM for information purpose only.
20. Any person, who acquires shares of the Company and becomes a Member of the Company after sending of the Notice and holding shares as of the cut-off date i.e. Thursday, 23rd September, 2021, may obtain the login ID and password by sending a request at [evoting@nsdl.co.in](mailto:evoting@nsdl.co.in)
21. Pursuant to the provisions of Section 108 of the Companies Act, 2013 read with Rule 20 of the Companies (Management and Administration) Rules, 2014 (as amended) and Regulation 44 of SEBI (Listing Obligations & Disclosure Requirements) Regulations 2015 (as amended) and MCA Circulars, the Members are provided with the facility to cast their vote electronically, through the e-voting services provided by NSDL, on all the resolutions set forth in this Notice.
22. **INSTRUCTION FOR REMOTE E-VOTING AND JOINING THE AGM ARE AS FOLLOWS :**
- The remote e-voting period begins on Friday, 24th September, 2021 at 09:00 A.M. and ends on Wednesday, 29th September, 2021 at 05:00 P.M. The remote e-voting module shall be disabled by NSDL for voting thereafter. The Members, whose names appear in the Register of Members / Beneficial Owners as on the record date (cut-off date) i.e. Thursday, 23rd September, 2021 may cast their vote electronically. The voting right of shareholders shall be in proportion to their share in the paid-up equity share capital of the Company as on the cut-off date, being Thursday, 23rd September, 2021.
- How do I vote electronically using NSDL e-Voting system?**
- The way to vote electronically on NSDL e-Voting system consists of "Two Steps" which are mentioned below:*
- Step 1: Access to NSDL e-Voting system**
- A) **Login method for e-Voting and joining virtual meeting for Individual shareholders holding securities in demat mode**
- In terms of SEBI circular dated December 9, 2020 on e-Voting facility provided by Listed Companies, Individual shareholders holding securities in demat mode are allowed to vote through their demat account maintained with Depositories and Depository Participants. Shareholders are advised to update their mobile number and email Id in their demat accounts in order to access e-Voting facility.

Login method for Individual shareholders holding securities in demat mode is given below:

| Type of shareholders  | Login Method   |
|---|--|
| Individual Shareholders holding securities in demat mode with NSDL. | <p><b>A. Users Registered with NSDL IDeAS facility</b></p> <ol style="list-style-type: none"> <li>1. Open web browser by typing the following URL: <a href="https://eservices.nsdl.com">https://eservices.nsdl.com</a> either on a Personal Computer or on a mobile. Once the home page of e-services is launched: click on the “Beneficial Owner” icon under “Login” which is available under ‘IDeAS’ section.</li> <li>2. A new screen will appear: Enter your existing User ID and Password. After successful authentication, you will be able to see e-Voting services under Value added services. Click on “Access to e-Voting” under e-Voting services and you will be able to see e-Voting page.</li> <li>3. Click on the options available against Company Name or <b>e-Voting service provider i.e. NSDL</b> and you will be re-directed to e-Voting website of NSDL for casting your vote during the remote e-Voting period or joining virtual meeting &amp; voting during the meeting.</li> </ol> <p><b>B. Users not registered for IDeAS e-Services:</b></p> <p>Option to register is available at <a href="https://eservices.nsdl.com">https://eservices.nsdl.com</a>. Select “Register Online for IDeAS Portal” or click at <a href="https://eservices.nsdl.com/SecureWeb/IdeasDirectReg.jsp">https://eservices.nsdl.com/SecureWeb/IdeasDirectReg.jsp</a></p> <p><b>C. Visit the e-Voting website of NSDL:</b></p> <ol style="list-style-type: none"> <li>1. After successful registering on IDeAS, visit the e-voting website of NSDL. Open web browser by typing the following URL: <a href="https://www.evoting.nsdl.com/">https://www.evoting.nsdl.com/</a> either on a Personal Computer or on a mobile. Once the home page of e-Voting system is launched, click on the icon “Login” which is available under ‘Shareholder/Member’ section.</li> <li>2. A new screen will open. Enter your User ID (i.e. your sixteen digit demat account number hold with NSDL), Password/OTP and a Verification Code as shown on the screen. After successful authentication, you will be redirected to NSDL Depository site wherein you can see e-Voting page.</li> <li>3. Click on the option available against company name or <b>e-Voting service provider i.e. NSDL</b> and you will be redirected to e-Voting website of NSDL for casting your vote during the remote e-Voting period or joining virtual meeting &amp; voting during the meeting.</li> </ol> |

Shareholders/Members can also download NSDL Mobile App “NSDL Speede” facility by scanning the QR code mentioned below for seamless voting experience.



|  |  |
|--|--|
| Individual Shareholders holding securities in demat mode with CDSL | <p><b>A. Users who have opted for Easi / Easiest</b></p> <ol style="list-style-type: none"> <li>1. Shareholders can login through their user id and password. Option will be made available to reach e-Voting page without any further authentication. The URL for users to login to Easi / Easiest are <a href="https://web.cdslindia.com/myeasi/home/login">https://web.cdslindia.com/myeasi/home/login</a> or <a href="http://www.cdslindia.com">www.cdslindia.com</a> and click on New System Myeasi.</li> </ol> |
|--|--|

| Type of shareholders   | Login Method   |
|--|--|
|  | <p>2. After successful login of Easi/Easiest the user will be also able to see the E Voting Menu. The Menu will have links of <b>e-Voting service provider i.e. NSDL</b>. Click on <b>NSDL</b> to cast your vote.</p> <p><b>B. Users who are not opted for Easi/Easiest</b><br/>Option to register is available at <a href="https://web.cdslindia.com/myeasi/Registration/EasiRegistration">https://web.cdslindia.com/myeasi/Registration/EasiRegistration</a></p> <p><b>C. Visit the e-Voting website of CDSL:</b></p> <p>1. Alternatively, the user can directly access e-Voting page by providing demat Account Number and PAN No. from a link in <a href="http://www.cdslindia.com">www.cdslindia.com</a> home page. The system will authenticate the user by sending OTP on registered Mobile &amp; Email as recorded in the demat Account.</p> <p>2. After successful authentication, user will be provided links for the respective ESP i.e. <b>NSDL</b> where the e-Voting is in progress.</p> |
| Individual Shareholders (holding securities in demat mode) login through their depository participants | <p><b>Login Method:</b></p> <p>1. Shareholders can also login using the login credentials of their demat account through their Depository Participant registered with NSDL/CDSL for e-Voting facility. After logging, you will be able to see e-Voting option.</p> <p>2. Once you click on e-Voting option, you will be redirected to NSDL/CDSL Depository site after successful authentication, wherein you can see e-Voting feature.</p> <p>3. Click on option available against company name or <b>e-Voting service provider i.e. NSDL</b> and you will be redirected to e-Voting website of NSDL for casting your vote during the remote e-Voting period or joining virtual meeting &amp; voting during the meeting.</p>   |

**Important note:** Members who are unable to retrieve User ID/ Password are advised to use Forget User ID and Forget Password option available at abovementioned website.

**Individual Shareholders holding securities in demat mode for any technical issues related to login through Depository i.e. NSDL and CDSL may reach out to below helpdesk**

| Login type   | Helpdesk details  |
|--|---|
| Individual Shareholders holding securities in demat mode with NSDL | Members facing any technical issue in login can contact NSDL helpdesk by sending a request at <a href="mailto:evoting@nsdl.co.in">evoting@nsdl.co.in</a> or call at toll free no.: 1800 1020 990 and 1800 22 44 30      |
| Individual Shareholders holding securities in demat mode with CDSL | Members facing any technical issue in login can contact CDSL helpdesk by sending a request at helpdesk. <a href="mailto:evoting@cdslindia.com">evoting@cdslindia.com</a> or contact at 022- 23058738 or 022-23058542-43 |

**B) Login Method for e-Voting and joining virtual meeting for shareholders other than Individual shareholders holding securities in demat mode and shareholders holding securities in physical mode.**

**How to Log-in to NSDL e-Voting website?**

1. Visit the e-Voting website of NSDL. Open web browser by typing the following URL: <https://www.evoting.nsdl.com/> either on a Personal Computer or on a mobile.
2. Once the home page of e-Voting system is launched, click on the icon "Login" which is available under 'Shareholder/Member' section.
3. A new screen will open. You will have to enter your User ID, your Password/OTP and a Verification Code as shown on the screen.

Alternatively, if you are registered for NSDL eservices i.e. IDEAS, you can log-in at <https://eservices.nsdl.com/> with your existing IDEAS login. Once you log-in to NSDL eservices after using your log-in credentials, click on e-Voting and you can proceed to Step 2 i.e. Cast your vote electronically.

4. Your User ID details are given below:

| Manner of holding shares i.e. Demat (NSDL or CDSL) or Physical | Your User ID is:  |
|--|---|
| a) For Members who hold shares in demat account with NSDL      | 8 Character DP ID followed by 8 Digit Client ID<br><br>For example if your DP ID is IN300*** and Client ID is 12***** then your user ID is IN300***12*****    |
| b) For Members who hold shares in demat account with CDSL      | 16 Digit Beneficiary ID<br><br>For example if your Beneficiary ID is 12***** then your user ID is 12*****   |
| c) For Members holding shares in Physical Form.                | EVEN Number followed by Folio Number registered with the company<br><br>For example if folio number is 001*** and EVEN is 101456 then user ID is 101456001*** |

5. Password details for shareholders other than Individual shareholders are given below:

- a) If you are already registered for e-Voting, then you can use your existing password to login and cast your vote.
- b) If you are using NSDL e-Voting system for the first time, you will need to retrieve the 'initial password' which was communicated to you. Once you retrieve your 'initial password', you need to enter the 'initial password' and the system will force you to change your password.
- c) How to retrieve your 'initial password'?
  - (i) If your email ID is registered in your demat account or with the company, your 'initial password' is communicated to you on your email ID. Trace the email sent to you from NSDL from your mailbox. Open the email and open the attachment i.e. a .pdf file. Open the .pdf file. The password to open the .pdf file is your 8 digit client ID for NSDL account, last 8 digits of client ID for CDSL account or folio number for shares held in physical form. The pdf file contains your 'User ID' and your 'initial password'.
  - (ii) If your email ID is not registered, please follow steps mentioned below in **process for those shareholders whose email ids are not registered**.

6. If you are unable to retrieve or have not received the "Initial password" or have forgotten your password:

- a) Click on "**Forgot User Details/Password?**" (If you are holding shares in your demat account with NSDL or CDSL) option available on [www.evoting.nSDL.com](http://www.evoting.nSDL.com).
  - b) **Physical User Reset Password?** (If you are holding shares in physical mode) option available on [www.evoting.nSDL.com](http://www.evoting.nSDL.com).
  - c) If you are still unable to get the password by aforesaid two options, you can send a request at [evoting@nsdl.co.in](mailto:evoting@nsdl.co.in) mentioning your demat account number/folio number, your PAN, your name and your registered address etc.
  - d) Members can also use the OTP (One Time Password) based login for casting the votes on the e-Voting system of NSDL.
7. After entering your password, tick on Agree to "Terms and Conditions" by selecting on the check box.
  8. Now, you will have to click on "Login" button.
  9. After you click on the "Login" button, Home page of e-Voting will open.

**Step2:Cast your vote electronically and join General Meeting on NSDL e-Voting system**

1. After successful login at Step 1, you will be able to see all the companies "EVEN" in which you are holding shares and whose voting cycle and General Meeting is in active status.
2. Select "EVEN" of company for which you wish to cast your vote during the remote e-Voting period and casting your vote during the General Meeting. For joining virtual meeting, you need to click on "VC/OAVM" link placed under "Join General Meeting".
3. Now you are ready for e-Voting as the Voting page opens.
4. Cast your vote by selecting appropriate options i.e. assent or dissent, verify/modify the number of shares for which you wish to cast your vote and click on "Submit" and also "Confirm" when prompted.
5. Upon confirmation, the message "Vote cast successfully" will be displayed.
6. You can also take the printout of the votes cast by you by clicking on the print option on the confirmation page.
7. Once you confirm your vote on the resolution, you will not be allowed to modify your vote.



**Process for those shareholders whose email ids are not registered with the depositories for procuring user id and password and registration of e-mail ids for e-voting for the resolutions set out in this notice:**

1. Members whose shares are held in physical mode please provide Folio No., Name of shareholder, scanned copy of the share certificate (front and back), PAN (self-attested scanned copy of PAN card), AADHAR (self-scanned copy of Aadhar Card) by email to sectdeptt@lemontreehotels.com
2. Members whose shares are held in demat mode, please provide DPID-CLID (16 digit DPID + CLID or 16 digit beneficiary ID), Name, client master or copy of Consolidated Account statement, PAN (self attested scanned copy of PAN card), AADHAR (self-attested scanned copy of Aadhar Card) to sectdeptt@lemontreehotels.com. If you are an Individual shareholders holding securities in demat mode, you are requested to refer to the login method explained at step 1 (A) i.e. [Login method for e-Voting and joining virtual meeting for Individual shareholders holding securities in demat mode.](#)
3. Alternatively shareholder/members may send a request to evoting@nsdl.co.in for procuring user id and password for e-voting by providing above mentioned documents.
4. In terms of SEBI circular dated December 9, 2020 on e-Voting facility provided by Listed Companies, Individual shareholders holding securities in demat mode are allowed to vote through their demat account maintained with Depositories and Depository Participants. Shareholders are required to update their mobile number and email ID correctly in their demat account in order to access e-Voting facility.

**INSTRUCTIONS FOR MEMBERS FOR e-VOTING ON THE DAY OF THE AGM ARE AS UNDER :-**

1. The procedure for e-Voting on the day of the AGM is same as the instructions mentioned above for remote e-voting.
2. Only those Members/ shareholders, who will be present in the AGM through VC/OAVM facility and have not casted their vote on the Resolutions through remote e-Voting and are otherwise not barred from doing so, shall be eligible to vote through e-Voting system in the AGM.
3. Members who have voted through Remote e-Voting will be eligible to attend the AGM. However, they will not be eligible to vote at the AGM.
4. The details of the person who may be contacted for any grievances connected with the facility for

e-Voting on the day of the AGM shall be the same person mentioned for Remote e-voting.

**PROCEDURE FOR JOINING THE AGM THROUGH VC/OAVM:**

1. Member will be provided with a facility to attend the AGM through VC/OAVM through the NSDL e-Voting system. Members may access by following the steps mentioned above for **Access to NSDL e-Voting system**. After successful login, you can see link of "VC/OAVM link" placed under "**Join General meeting**" menu against company name. You are requested to click on VC/OAVM link placed under Join General Meeting menu. The link for VC/OAVM will be available in Shareholder/ Member login where the EVEN of Company will be displayed. Please note that the members who do not have the User ID and Password for e-Voting or have forgotten the User ID and Password may retrieve the same by following the remote e-Voting instructions mentioned in the notice to avoid last minute rush.
2. Members are encouraged to join the Meeting through Laptops for better experience.
3. Further Members will be required to allow Camera and use Internet with a good speed to avoid any disturbance during the meeting.
4. Please note that Participants Connecting from Mobile Devices or Tablets or through Laptop connecting via Mobile Hotspot may experience Audio/Video loss due to Fluctuation in their respective network. It is therefore recommended to use Stable Wi-Fi or LAN Connection to mitigate any kind of aforesaid glitches.
5. Members who need assistance before or during the AGM, may
  - Send a request at evoting@nsdl.co.in or use toll free no: 1800-222-990; or
  - Contact Ms. Soni Singh, Assistant Manager, NSDL at the designed email id:

**PROCEDURE TO ASK QUESTIONS /SEEK CLARIFICATIONS WITH RESPECT TO ANNUAL REPORT:**

Shareholders who would like to express their views/ have questions may send their questions in advance mentioning their name demat account number/ folio number, email id, mobile number at sectdeptt@lemontreehotels.com. The same will be replied by the company suitably.

The Company reserves the right to restrict the number of questions as appropriate for smooth conduct of AGM

### 23. GENERAL INFORMATION:

1. It is strongly recommended not to share your password with any other person and take utmost care to keep your password confidential. Login to the e-voting website will be disabled upon five unsuccessful attempts to key in the correct password. In such an event, you will need to go through the "[Forgot User Details/Password?](#)" or "[Physical User Reset Password?](#)" option available on [www.evoting.nsdl.com](http://www.evoting.nsdl.com) to reset the password
2. The Board of Directors has appointed Mr. Prakash Verma, Company Secretary in whole time practice (email: [info@TGLadvisors.com](mailto:info@TGLadvisors.com)), as the Scrutinizer to scrutinize the remote e-voting process before and during the AGM in a fair and transparent manner.
3. The Scrutinizer shall immediately after the conclusion of voting at the AGM, unblock and count the votes cast during the AGM, and votes cast through remote e-voting and make, not later than 48 hours of conclusion of the AGM, a consolidated Scrutinizer's Report of the total votes cast in favor or against, if any, to the Chairman or a person authorised by him in writing who shall countersign the same.
4. The results declared along with the Scrutinizer's Report shall be placed on the website of the Company [www.lemontreehotels.com](http://www.lemontreehotels.com) and on the website of NSDL [www.evoting.nsdl.com](http://www.evoting.nsdl.com) immediately after the result is declared by the Chairman or any other person authorised by the Chairman and the same shall be communicated to BSE Limited and National Stock Exchange of India Limited, where the shares of the Company are listed.

BY ORDER OF THE BOARD  
For **LEMONTREE HOTELS LIMITED**

**NIKHIL SETHI**  
GROUP COMPANY SECRETARY  
& GM LEGAL  
Membership No: A18883

DATE: 11.08.2021  
PLACE: New Delhi

### EXPLANATORY STATEMENT PURSUANT TO SECTION 102 OF THE COMPANIES ACT, 2013

In conformity with the provisions of Section 102 of the Companies Act, 2013, the following Explanatory Statement sets out all material facts relating to the business under Item No. 3 mentioned in the accompanying Notice.

### APPOINTMENT OF MR. NITEN MALHAN AS INDEPENDENT DIRECTOR OF THE COMPANY

Mr. Niten Malhan was appointed as an Additional Director in the capacity of an Independent Director w.e.f. November 6, 2020 and he holds office upto the ensuing Annual General Meeting of the Company in terms of the provisions of the Companies Act, 2013. The members are further apprised that his appointment as Director has been recommended by Nomination and Remuneration Committee in terms of the Nomination & Remuneration Policy of the Company.

The Company has received a notice under Section 160 of the Companies Act, 2013 ("the Act") proposing his candidature for the office of Independent Director of the Company.

Mr. Niten Malhan is not disqualified from being appointed as a Director in terms of Section 164 of the Act. He has given his consent to act as a Director and a declaration to the effect that he meets the criteria of Independence as provided in Section 149(6) of the Act.

In the opinion of the Board, Mr. Niten Malhan possesses appropriate skills, experience & knowledge and fulfils the conditions for appointment as an Independent Director as specified in the Act and the SEBI (Listing Obligations and Disclosure Requirements) Regulations, 2015 ("Listing Regulations") and that he is independent of the management.

Copy of the letter for appointment of Mr. Niten Malhan as an Independent Director setting out the terms and conditions of his appointment is available for inspection by members at the Registered Office of the Company.

The disclosures prescribed under Regulation 36 of the SEBI (Listing Obligations and Disclosure Requirement) Regulations, 2015 read with the provisions of the Secretarial Standard on General Meetings issued by the Institute of Company Secretaries of India ("SS-2") are provided in Annexure-A of the Notice.

Except Mr. Niten Malhan, being an appointee, none of the other Directors, Key Managerial Personnel(s) and their relatives are concerned or interested in the above resolution.

The Board of Directors recommends the ordinary resolution for your approval.

BY ORDER OF THE BOARD  
For **LEMONTREE HOTELS LIMITED**

**NIKHIL SETHI**  
GROUP COMPANY SECRETARY  
& GM LEGAL  
Membership No: A18883

DATE: 11.08.2021  
PLACE: New Delhi

## Annexure

### Details of Directors seeking re-appointment/appointment at the Annual General Meeting of the Company pursuant to Regulation 36 of the SEBI (Listing Obligations & Disclosure Requirement) Regulations, 2015 and Secretarial Standard-2 on General Meetings issued by the Institute of Company Secretaries of India

#### 1. Mr. Rattan Keswani, Deputy Managing Director

Mr. Rattan Keswani aged 60 years, is a Deputy Managing Director of our Company. He holds a bachelor's degree in commerce from DAV College, Panjab University and a diploma degree in hotel management from Oberoi School of Hotel Management. Prior to joining our Company, Mr. Rattan Keswani acted as the president of the Trident Hotels of the Oberoi Group, where he was engaged for a period 30 years. He has more than 30 years of experience in the hospitality industry.

Mr. Rattan Keswani has been on our Board since December 12, 2012 and was last re-appointed with effect from January 1, 2020 and has not drawn any remuneration from the Company. However, he is drawing remuneration from Carnation Hotels Private Limited, subsidiary Company

Mr. Rattan Keswani has attended five (5) Board meetings during the financial year 2020-2021.

Mr. Rattan Keswani is not related with any other director and KMP(s) of the Company and holds 4,27,270 shares in the company.

Details of other Companies in which Mr. Rattan Keswani holds directorship, Chairmanship / Membership of Committees of their Board.

| S. No. | Name of the Companies            | Position held       | Committees                                | Chairman/ Member |
|--------|----------------------------------|---------------------|---|------------------|
| 1.     | Fleur Hotels Private Limited     | Director            | Corporate Social Responsibility Committee | Member           |
| 2.     | Carnation Hotels Private Limited | Whole-Time Director | Corporate Social Responsibility Committee | Member           |

Note: The Directorships held by Director as mentioned above does not include alternate directorships, directorships in foreign companies, partnerships and companies registered under Section 8 of the Companies Act, 2013.

#### 2. Mr. Niten Malhan, Independent Director

Mr. Niten Malhan is the founder and managing partner of New Mark Advisors LLP, an investment manager focused on applying the principles of private equity investing to small and mid-sized listed Indian companies with an aim to achieve long term compounding of capital. Prior to founding New Mark Advisors LLP in April 2018, he was the managing director and co-head of India at Warburg Pincus India Private Limited ("Warburg Pincus"), a global private equity firm. Mr. Niten Malhan joined Warburg Pincus in 2001 and became a partner at the firm in 2007. In 2012, he was appointed the co-head of the India business, co-leading a team of 15 investment professionals and a portfolio of over \$3 billion in value. Between 2012 and 2017, Niten was also a member of the global executive management group of the firm, a group of senior partners who lead different offices and industry groups at Warburg Pincus.

Prior to joining Warburg Pincus, he worked as director of business development at Stratum 8, a Silicon Valley technology start-up company. Before that, he was an engagement manager at McKinsey & Company, and worked in the India, South East Asia and Boston offices of the firm. Niten studied Computer Science & Engineering at Indian Institute of Technology, New Delhi, and completed his Post Graduate Diploma in Management from Indian Institute of Management, Ahmedabad.

Niten is a Founder and Trustee of Plaksha University and has also served as the Vice Chairman of the Indian Private Equity and Venture Capital Association.

He is not drawing any remuneration from this Company except sitting fees.

Mr. Niten Malhan has attended three (3) Board meetings during the FY 2020-21 since the date of his appointment.

Mr. Niten Malhan is not related with any other director and KMP(s) of the Company and doesn't hold any shares in the company.

Details of other Companies in which Mr. Niten Malhan holds directorship is given herein below:

| S. No. | Name of the Companies             | Position held        | Committees  | Chairman/ Member           |
|--------|-----------------------------------|----------------------|---|----------------------------|
| 1.     | Fleur Hotels Private Limited      | Independent Director | Audit Committee<br>Valuation Committee  | Member<br>Member           |
| 2.     | Max Ventures & Industries Limited | Independent Director | Audit Committee<br>Investment & Finance Committee<br>Risk Management & Sustainability Committee | Member<br>Member<br>Member |
| 3.     | Max India Limited                 | Independent Director | -   | -                          |

Note: The Directorships held by Director as mentioned above does not include alternate directorships, directorships in foreign companies, partnerships and companies registered under Section 8 of the Companies Act, 2013.