

November 4, 2022

To,

General Manager, Listing Department, BSE Limited, P.J. Towers, Dalal Street, Mumbai – 400 001 Company code: 533333	The Manager, Listing & Compliance Department The National Stock Exchange of India Limited Exchange Plaza, Bandra Kurla Complex, Bandra East, Mumbai - 400051 Company code: FCL
--	--

Dear Sir/Madam,

Subject: Outcome of Board Meeting
Ref.: Fineotex Chemical Limited (FCL/533333)

We wish to inform you that at the meeting of the Board of Directors held on 4th November, 2022 the board inter-alia, have approved and adopted Un-Audited Financial Results (Standalone and Consolidated) of the Company and the Limited Review Reports (Standalone and Consolidated) for the Second Quarter and Half year ended on 30th September, 2022.

1. Pursuant to Regulation 33 of SEBI (Listing Obligations and Disclosure Requirements) Regulations, 2015, please find attached herewith the following:

- (i) Un-Audited Financial Results (Standalone and Consolidated) for the Second Quarter and Half Year ended on 30th September, 2022;
- (ii) Limited Review Report on the Un-Audited Financial Results (Standalone and Consolidated).

The aforesaid results have been approved by the Board of Directors of the Company at their meeting held today, which commenced at 5.20 p.m. and concluded at 8.00 p.m.

2. Pursuant to the approval given by the shareholders of Fineotex Chemical Limited- Employees Stock Option Scheme - 2020 (“FCL-ESOP 2020”) at their AGM held on 29th September, 2020 and subsequently received in-principle approval from the stock exchanges viz., National Stock Exchange Limited and BSE Ltd, the Nomination and Remuneration Committee at its meeting held on November 4, 2022 (which was also confirmed by the Board at its meeting held on the same day) has further granted stock options to the eligible employees as per the terms of Fineotex Chemical Limited- Employees Stock Option Scheme - 2020 (“FCL-ESOP 2020”) and in accordance with the Regulations of SEBI (Share Based Employee Benefits and Sweat Equity) Regulations, 2021.



FINEOTEX CHEMICAL LIMITED

Manorama Chambers, S.V. Road, Bandra (West), Mumbai - 400 050, India. Phone : (+91-22) 2655 9174
Fax : (+91-22) 2655 9178 E-mail : info@fineotex.com Website : www.fineotex.com CIN - L24100MH2004PLC144295





Highlights of Consolidated Business

(Consolidated business represents the performance of FCL and its subsidiaries (FCL Group)).

Consolidated H1-FY 2022-2023 (Y-o-Y Basis)

1. Revenue from Operation for the half year has **increased by 90.50%** i.e. to **Rs. 27,007.65 Lakhs** from **Rs. 14,176.65 Lakhs**;
2. PAT for the half year has **increased by 97.39%** i.e. to **Rs. 4,107.94 Lakhs** from **Rs. 2,081.17 Lakhs**;
3. Net Cash flow from the operating activities for the half year has **increased to Rs. 4,719.80 Lakhs** from **Rs. 118.05 Lakhs**.

Consolidated Q2-FY2022-23 (Y-o-Y basis)

1. The Revenue from Operation of the Company for the quarter has **increased by 71.11%** i.e. to **Rs. 13,431.08 Lakhs** from **Rs. 7,849.08 Lakhs**;
2. PAT for the quarter has **increased by 86.79%** i.e. to **Rs 2,077.33 Lakhs** from **Rs. 1,112.10 Lakhs**.

Highlights of India Business

(India business represents the performance of FCL standalone and FSPL (wholly owned subsidiary in India)).

India Business H1-FY 2022-2023 (Y-o-Y Basis)

1. The Revenue from Operation for the half year has **increased by 134.61%** i.e. to **Rs. 23,717.82 Lakhs** from **Rs. 10,109.34 Lakhs**;
2. The PAT for the half year has **increased by 150.42%** i.e. to **Rs. 4,360.49 Lakhs** from **Rs. 1,741.30 Lakhs**.

India Business - Q2-FY2022-23 (Y-o-Y basis)

1. The Revenue from Operation of the Company for the quarter has **increased by 103.35%** i.e. to **Rs. 12,164.80 Lakhs** from **Rs. 5,982.19 Lakhs**;
2. PAT for the quarter has **increased by 97.27%** i.e. to **Rs 2,029.32 Lakhs** from **Rs. 1,028.68 Lakhs**



FINEOTEX CHEMICAL LIMITED

Manorama Chambers, S.V. Road, Bandra (West), Mumbai - 400 050, India. **Phone** : (+91-22) 2655 9174
Fax : (+91-22) 2655 9178 **E-mail** : info@fineotex.com **Website** : www.fineotex.com **CIN** - L24100MH2004PLC144295





Other Highlights

1. **Working Capital Cycle** - There have been continuous improvements in the working capital cycle over the period. The Net working capital on consolidated level has improved from 143 days to 90 days for the H1 FY 22-23 Y-o-Y basis.
2. **Volume Growth** - The Y-o-Y volume growth of the consolidated business for the Q2 FY 22-23 is 108%

Kindly take the same on your records and oblige.

Thanking you,

Yours faithfully,

FOR FINEOTEX CHEMICAL LIMITED

Sanjay Tibrewala
Executive Director
DIN: 00218525

Encl: As above



FINEOTEX CHEMICAL LIMITED

Manorama Chambers, S.V. Road, Bandra (West), Mumbai - 400 050. India. **Phone** : (+91-22) 2655 9174
Fax : (+91-22) 2655 9178 **E-mail** : info@fineotex.com **Website** : www.fineotex.com **CIN** - L24100MH2004PLC144295



Independent Auditor's Review Report on the Standalone Unaudited Quarterly and Year to Date Financial Results of the Company Pursuant to the Regulation 33 of the SEBI (Listing Obligations and Disclosure Requirements) Regulations, 2015, as amended.

**Review Report to
The Board of Directors
Fineotex Chemical Limited**


1. We have reviewed the accompanying statement of Standalone Unaudited financial results (the "Statement") of Fineotex Chemical Limited (the "Company") for the quarter ended September 30, 2022, and the year to date results for the period from April 01, 2022 to September 30, 2022 attached herewith, being submitted by the Company pursuant to the requirements of Regulation 33 of the SEBI (Listing Obligations and Disclosure Requirements) Regulations, 2015, as amended (the "Listing Regulations").
2. The Statement, which is the responsibility of the Company's Management and approved by the Company's Board of Directors, has been prepared in accordance with the recognition and measurement principles laid down in Indian Accounting Standard 34, (Ind AS 34) "Interim Financial Reporting" prescribed under Section 133 of the Companies Act, 2013 as amended, read with relevant rules issued thereunder and other accounting principles generally accepted in India. Our responsibility is to express a conclusion on the Statement based on our review.
3. We conducted our review of the Statement in accordance with the Standard on Review Engagements (SRE) 2410, Review of Interim Financial Information Performed by the Independent Auditor of the Entity, issued by the Institute of Chartered Accountants of India. This standard requires that we plan and perform the review to obtain moderate assurance as to whether the Statement is free of material misstatement. A review of interim financial information consists of making inquiries, primarily of persons responsible for financial and accounting matters, and applying analytical and other review procedures. A review is substantially less in scope than an audit conducted in accordance with the Standards on Auditing specified under Section 143(10) of the Act, and consequently, does not enable us to obtain assurance that we would become aware of all significant matters that might be identified in an audit. Accordingly, we do not express an audit opinion.



Fineotex Chemical Limited**Independent Auditor's Review Report on the Unaudited Standalone Quarterly and Year to Date Financial Results of the Company Pursuant to the Regulation 33 of the SEBI (Listing Obligations and Disclosure Requirements) Regulations, 2015, as amended.**

4. Based on our review conducted as above, nothing has come to our attention that causes us to believe that the accompanying Statement, prepared in accordance with the recognition and measurement principles laid down in the aforesaid Ind AS 34 specified under Section 133 of Act as amended, read with relevant rules issued thereunder and other recognized accounting practices and policies generally accepted in India, has not disclosed the information required to be disclosed in terms of the Listing Regulations, including the manner in which it is to be disclosed, or that it contains any material misstatement.

For ASL & Co.
Chartered Accountants
(Regn No. 101921W)



(Manish Pansari)
Partner

Membership No.: 137974

UDIN: 22137974BCCCPQ2040

Place: Mumbai

Date: November 04, 2022.



FINEOTEX CHEMICAL LIMITED

(Company Identification Number :L24100MH2004PLC144295)

Regd. Off.:42/43, Manorama Chambers, S V Road, Bandra (W), Mumbai 400050

Telephone 022-26559174-77, Fax-022-22659178, email : Info@fineotex.com, Website : www.fineotex.com

(Rs. In lakhs)

STATEMENT OF UNAUDITED STANDALONE FINANCIAL RESULTS FOR THE QUARTER AND HALF YEAR ENDED 30TH SEPTEMBER, 2022						
PARTICULARS	Quarter ended			Half year ended		Year Ended
	30-09-2022	30-06-2022	30-09-2021	30-09-2022	30-09-2021	31-03-2022
	Unaudited	Unaudited	Unaudited	Unaudited	Unaudited	Audited
1 Income						
a) Revenue from operation	7,628.69	6,054.30	5,982.19	13,682.99	10,109.34	25,007.90
b) Other Income	222.89	511.05	185.22	733.94	471.40	613.91
Total Income	7,851.58	6,565.35	6,167.41	14,416.93	10,580.74	25,621.81
2 Expenses						
a) Cost of materials consumed	4,265.36	3,951.83	3,649.74	8,217.19	6,168.25	15,262.07
b) Purchase of stock – in – trade	579.05	-	23.50	579.05	58.04	58.04
c) Changes in inventories of finished goods, work- in – process and stock – in – trade	0.25	(23.63)	(39.52)	(23.38)	10.79	(160.07)
d) Employee benefits expense	380.90	363.04	264.56	743.94	480.11	1,149.65
e) Finance costs	19.10	5.15	9.17	24.25	19.95	51.32
f) Depreciation and amortization expense	79.82	78.45	49.60	158.27	97.90	225.43
g) Other expenses	978.71	785.41	791.08	1,764.11	1,430.70	3,359.66
Total expenses	6,303.19	5,160.25	4,748.12	11,463.45	8,265.73	19,946.10
3 Profit / (Loss) before tax (1-2)	1,548.39	1,405.10	1,419.30	2,953.48	2,315.01	5,675.71
4 Tax expenses						
a. Current Tax	330.00	260.00	350.00	590.00	510.00	1,238.51
b. Deferred Tax	20.94	1.23	40.61	22.17	63.71	39.21
5 Profit / (Loss) after tax (3-4)	1,197.44	1,143.87	1,028.68	2,341.31	1,741.30	4,397.99
6 Other Comprehensive Income (OCI) (net of tax)	(1.35)	(1.35)	0.09	(2.71)	0.18	(5.42)
7 Total Comprehensive Income for the period (5+6)	1,196.09	1,142.52	1,028.78	2,338.60	1,741.48	4,392.57
8 Paid-up Equity share capital (Face Value Rs. 2/- each)	2,214.97	2,214.97	2,214.97	2,214.97	2,214.97	2,214.97
9 Other Equity (Excluding Revaluation Reserve if any)						19,960.81
14 Earnings per Share (of Rs.2/- each) (for Quarter and half year ended not annualised):						
a) Basic & Diluted (Rs.)	1.08	1.03	0.93	2.11	1.57	3.97



FINEOTEX CHEMICAL LIMITED

(Company Identification Number :L24100MH2004PLC144295)

Regd. Off.:42/43, Manorama Chambers, S V Road, Bandra (W), Mumbai 400050

Telephone 022-26559174-77, Fax-022-22659178, email : Info@fineotex.com, Website : www.fineotex.com

(Rs. In lakhs)

Particulars	As at 30-09-2022	As at 31-03-2022
	Unaudited	Audited
ASSETS		
Non-current assets		
(a) Property Plant & Equipment	6,400.35	6,333.96
(b) Capital work in progress	366.55	-
(c) Investment Property	393.57	393.57
(d) Financial Assets		
(i) Investments	5,340.04	2,758.11
(ii) Others	215.50	197.86
(e) Non Current - Tax Assets (Net)	197.40	104.61
(f) Other Non - Current Assets	530.40	430.62
Sub-Total	13,443.81	10,218.73
Current Assets		
(a) Inventories	3,449.86	4,847.83
(b) Financial Assets		
(i) Investments	0.01	0.01
(ii) Trade receivables	7,376.61	7,514.99
(iii) Cash and cash equivalents	882.62	1,650.80
(iv) Bank Balance other than (iii) above	935.65	722.03
(v) Other Financial Assets	9.79	10.45
(c) Other Current Assets	412.79	1,373.04
Sub-total	13,067.33	16,119.15
Asset Classified as Held for Sale	720.69	720.69
Total Current Assets	13,788.02	16,839.84
TOTAL	27,231.83	27,058.57
EQUITY AND LIABILITIES		
Equity		
(a) Equity Share capital	2,214.97	2,214.97
(b) Other Equity	21,867.16	19,960.82
Sub-Total	24,082.13	22,175.79
Non Current Liabilities		
(a) Financial Liabilities		
(i) Other Financial Liabilities	91.96	76.62
(b) Provisions	-	13.60
(c) Deferred Tax Liabilities	124.83	103.57
Sub-Total	216.79	193.79
Current Liabilities		
(a) Financial Liabilities		
(i) Borrowings	18.56	187.53
(ii) Trade payables		
- Dues to Micro & Small Enterprises	-	-
- Dues to Others	2,437.99	4,146.35
(iii) Other Financial Liabilities	18.38	12.58
(b) Other Current Liabilities	404.26	318.52
(c) Provisions	53.73	24.01
(d) Current Tax Liabilities (Net)	-	-
Sub-Total	2,932.91	4,688.99
TOTAL	27,231.83	27,058.57



FINEOTEX CHEMICAL LIMITED

(Company Identification Number :L24100MH2004PLC144295)

Regd. Off.:42/43, Manorama Chambers, S V Road, Bandra (W), Mumbai 400050

Telephone 022-26559174-77, Fax-022-22659178, email : Info@fineotex.com, Website : www.fineotex.com

Notes:

The above results were reviewed and recommended by the Audit Committee and approved at the meeting of the Board of Directors of the Company held on 4th November , 2022. The above results have been subjected to Limited Review by the Statutory Auditors of the Company. The Statutory Auditors have expressed an unqualified report on the above results.

This Statement is as per Regulation 33 of the SEBI (Listing Obligations and Disclosure Requirements) Regulations, 2015 as amended.

These financial results together with the results of previous period have been prepared in accordance with the recognition and measurement principles laid down in Ind AS 34 Interim Financial Reporting prescribed under Section 133 of the companies Act, 2013 read with relevant rules issued thereunder and other accounting principles generally accepted in India.

The Company mainly operates in a single primary business segment of Speciality Chemicals, therefore disclosure requirements as per Ind AS 108, "Operating Segments" are not applicable to the Company.

Previous periods figure have been regrouped, rearranged, reclassified wherever necessary to correspond with those of the current period.

The Notes on the above results were approved at the meeting of the Board of Directors of the Company held on 4th November , 2022.



For and on behalf of Board of Directors

Surendra Tibrewala
Chairman & Managing Director
DIN 00218394

Sanjay Tibrewala
CFO & Executive Director
DIN 00218525

Place: Mumbai

Date: 4th November, 2022




FINEOTEX CHEMICAL LIMITED

Statement of Unaudited Standalone Cash Flow for the Half Year ended 30th September 2022

(Rs. In lakhs)

	Particulars	HYE 30-09-2022	HYE 30-09-2021
A	CASH FLOW FROM OPERATING ACTIVITIES		
	Net Profit / (Loss) Before Tax	2,953.48	2,315.01
	Add / (Less):- Adjustments for Non-Cash / Non-Operating Items:		
	Depreciation & Amortization	158.27	97.90
	Finance Cost	24.25	19.95
	Employee Stock Option Plan	10.75	-
	Interest Income	(26.73)	(87.41)
	Actuarial Valuation of Gratuity	(3.62)	0.25
	Dividend Income	(446.33)	(2.30)
	Long Term Capital Loss / (Gain)	-	(207.98)
	Short Term Capital Loss	-	(29.62)
	(Gain) / Loss on Fair Valuation of Investments	(96.17)	(57.04)
	Unrealized Foreign Exchange Loss / (Gain)	13.50	-
	Operating Profit Before Changes in Working Capital	2,587.42	2,048.77
	Adjustment for Changes in Working Capital		
	(Increase) / Decrease in Trade Receivables	138.36	(1,105.49)
	(Increase) / Decrease in Inventories	1,397.98	(503.84)
	(Increase) / Decrease in Other Current Financial Assets	0.66	(13.04)
	(Increase) / Decrease in Other Current Assets	960.26	(72.22)
	(Increase) / Decrease in Other Non Current Financial Assets	(17.64)	(33.32)
	(Increase) / Decrease in Other Non - Current Assets	(99.78)	116.83
	Increase / (Decrease) in Trade Payables	(1,708.38)	976.71
	Increase / (Decrease) in Other Current Financial Liabilities	5.80	(6.58)
	Increase / (Decrease) in Other Current Liabilities	85.74	(36.82)
	Increase / (Decrease) in Provisions	29.72	37.77
	Increase / (Decrease) in Provisions- Non Current	(13.60)	(4.71)
	Increase / (Decrease) in Other Non - Financial Liabilities	15.34	(3.61)
		794.46	(648.32)
	Cash Generated from Operations	3,381.87	1,400.45
	Less: Taxes Paid (Net of refund received)	(682.79)	(454.75)
	NET CASH FLOW FROM OPERATING ACTIVITY (A)	2,699.08	945.70
B	CASH FLOW FROM INVESTING ACTIVITIES		
	Purchase of Property, Plant & Equipment & Intangible Assets	(591.22)	(278.07)
	Investments (purchased) / sold (net) in securities	(2,485.76)	(26.47)
	Movement in other bank balance	(213.61)	159.59
	Interest Received	26.73	87.41
	Dividend Received	446.33	2.30
	NET CASH FLOW FROM INVESTING ACTIVITY (B)	(2,817.54)	(55.25)
C	CASH FLOW FROM FINANCING ACTIVITY		
	Increase / (Decrease) in Short Term Borrowings	-	432.64
	(Increase) / Decrease in Other Current Assets (Loan to WOS)	-	(787.87)
	Payment to Shareholders on Buyback of Shares	-	-
	Finance Cost	(24.25)	(19.95)
	Corporate Dividend paid (Amount transferred to Separate account)	(442.99)	(332.25)
	NET CASH FLOW FROM FINANCING ACTIVITY (C)	(467.25)	(707.43)
	NET CASH FLOW FOR THE YEAR (A + B + C)	(585.70)	183.02
	Add: Opening Balance of Cash & Cash Equivalents as at 01st April.	1,463.28	45.45
	Add: Effects of exchange loss/(gain) on cash and cash equivalents	(13.50)	-
	CLOSING BALANCE OF CASH & CASH EQUIVALENTS as at 30th Sept.	864.08	228.47



Independent Auditor's Review Report on the Consolidated Unaudited Quarterly and Year to Date Financial Results of the Company Pursuant to the Regulation 33 of the SEBI (Listing Obligations and Disclosure Requirements) Regulations, 2015, as amended.

**Review Report to
The Board of Directors
Fineotex Chemical Limited**

1. We have reviewed the accompanying Statement of Consolidated Unaudited financial results of Fineotex Chemical Limited (the "Parent") and its subsidiaries (the Parent and its subsidiaries together referred to as "the Group"), for the quarter ended September 30, 2022 and the year to date results for the period from April 01, 2022 to September 30, 2022 (the "Statement") attached herewith, being submitted by the Parent pursuant to the requirements of Regulation 33 of the SEBI (Listing Obligations and Disclosure Requirements) Regulations, 2015, as amended (the "Listing Regulations").
2. This Statement, which is the responsibility of the Parent's Management and approved by the Parent's Board of Directors, has been prepared in accordance with the recognition and measurement principles laid down in Indian Accounting Standard 34, (Ind AS 34) "Interim Financial Reporting" prescribed under Section 133 of the Companies Act, 2013 as amended, read with relevant rules issued thereunder and other accounting principles generally accepted in India. Our responsibility is to express a conclusion on the Statement based on our review.
3. We conducted our review of the Statement in accordance with the Standard on Review Engagements (SRE) 2410, Review of Interim Financial Information Performed by the Independent Auditor of the Entity, issued by the Institute of Chartered Accountants of India. This standard requires that we plan and perform the review to obtain moderate assurance as to whether the Statement is free of material misstatement. A review of interim financial information consists of making inquiries, primarily of persons responsible for financial and accounting matters, and applying analytical and other review procedures. A review is substantially less in scope than an audit conducted in accordance with the Standards on Auditing specified under Section 143(10) of the Act, and consequently, does not enable us to obtain assurance that we would become aware of all significant matters that might be identified in an audit. Accordingly, we do not express an audit opinion.

We also performed procedures in accordance with the SEBI Circular CIR/CFD/CMD1/44/2019 dated 29 March 2019 issued by the SEBI under Regulation 33(8) of the SEBI (Listing Obligations and Disclosure Requirements) Regulations, 2015 (as amended), to the extent applicable.



Fineotex Chemical Limited

Independent Auditor's Review Report on the Consolidated Unaudited Quarterly and Year to Date Financial Results of the Company Pursuant to the Regulation 33 of the SEBI (Listing Obligations and Disclosure Requirements) Regulations, 2015, as amended.

4. The Statement includes the results of the following entities:

Name of Entity	Relationship
1. Manya Manufacturing India Private Limited (Formerly Known as Manya Steels Private Limited)	Wholly Owned Subsidiary
2. Fineotex Biotex Healthguard FZE (Formerly Known as Fineotex Specialities FZE)	Wholly Owned Subsidiary
3. Fineotex Malaysia Limited	Wholly Owned Subsidiary
4. Fineotex Specialities Private Limited	Wholly Owned Subsidiary
Subsidiaries of Fineotex Malaysia Limited	
5. BT Chemicals SDN.BHD.	Subsidiary
6. BT Biotex SDN.BHD.	Subsidiary
7. Rovatex SDN. BHD.	Subsidiary
8. BT Biotex Limited	Wholly Owned Subsidiary


5. Based on our review conducted and procedures performed as stated in paragraph 3 above and based on the consideration of the unreviewed and unaudited interim financial information prepared and furnished to us by the management and approved by the Board of Directors of the Parent Company referred to in paragraph 6 below, nothing has come to our attention that causes us to believe that the accompanying Statement, prepared in accordance with the recognition and measurement principles laid down in the aforesaid Ind AS 34 specified under Section 133 of the Companies Act, 2013 as amended, read with relevant rules issued thereunder and other accounting principles generally accepted in India has not disclosed the information required to be disclosed in terms of the Listing Regulations, including the manner in which it is to be disclosed, or that it contains any material misstatement.
6. The consolidated unaudited financial results includes the interim financial information of 8 (Eight) subsidiaries which have not been reviewed and are not audited, whose interim financial information reflects (before eliminating intercompany transactions) total assets of ₹ 10,296.92 Lakhs as at September 30, 2022, total revenues of ₹ 4,741.61 Lakhs and ₹ 10,484.76 Lakhs for the quarter and six months ended September 30, 2022 respectively, total net profit/ (loss) after tax of ₹ 524.52 Lakhs and ₹ 1,860.86 Lakhs, for the quarter and six months ended September 30, 2022 respectively, and net cash inflows ₹ 309.55 Lakhs as at September 30, 2022, as considered in the consolidated unaudited financial results. These interim financial information are not reviewed and are unaudited and have been prepared and furnished to us by the management of the Parent Company and in our opinion on the unaudited consolidated financial results, in so far as it relates to the amounts included in the consolidated unaudited financial results in respect of these subsidiary companies, is based solely on such unreviewed and unaudited interim financial information prepared and furnished to us by the management of the Parent Company and approved by the Board of Directors of the Parent Company.



Fineotex Chemical Limited**Independent Auditor's Review Report on the Consolidated Unaudited Quarterly and Year to Date Financial Results of the Company Pursuant to the Regulation 33 of the SEBI (Listing Obligations and Disclosure Requirements) Regulations, 2015, as amended.**

Our Conclusion on the Statement is not modified in respect of our reliance on the unreviewed and unaudited interim financial information of these subsidiary companies certified by the Management of the Parent Company and approved by the Board of Directors of the Parent Company.

For ASL & Co.
Chartered Accountants
(Regn No. 101921W)




(Manish Pansari)
Partner

Membership No.: 137974

UDIN: 22137974BCCCVE5015

Place: Mumbai

Date: November 04, 2022.



FINEOTEX CHEMICAL LIMITED

(Company Identification Number :L24100MH2004PLC144295)

Regd. Off.:42/43, Manorama Chambers, S V Road, Bandra (W), Mumbai 400050

Telephone 022-26559174-77, Fax-022-22659178, email : Info@fineotex.com, Website : www.fineotex.com

(Rs. In lakhs)

STATEMENT OF UNAUDITED CONSOLIDATED FINANCIAL RESULTS FOR THE QUARTER AND HALF YEAR ENDED 30TH SEPTEMBER, 2022

PARTICULARS	Quarter ended			Half year ended		Year Ended
	30-09-2022	30-06-2022	30-09-2021	30-09-2022	30-09-2021	31-03-2022
	Unaudited	Unaudited	Unaudited	Unaudited	Unaudited	Audited
1 Income						
a) Revenue from operation	13,431.08	13,576.57	7,849.08	27,007.65	14,176.65	36,823.29
b) Other Income	247.35	94.91	129.17	342.26	409.76	551.55
Total Income	13,678.43	13,671.48	7,978.25	27,349.91	14,586.41	37,374.84
2 Expenses						
a) Cost of materials consumed	9,158.12	9,757.17	4,834.94	18,915.30	8,197.41	21,718.32
b) Purchase of stock – in – trade	-	-	457.25	-	1,188.00	1,901.62
c) Changes in inventories of finished goods, work- in – process and stock – in – trade	98.75	(294.55)	(352.10)	(195.80)	(314.26)	(107.06)
d) Employee benefits expense	446.05	431.13	310.11	877.18	573.76	1,357.50
e) Finance costs	22.80	13.34	20.85	36.14	42.86	92.32
f) Depreciation and amortization expense	102.14	99.67	50.93	201.81	100.58	251.30
g) Other expenses	1,218.81	1,058.66	1,119.52	2,277.47	2,070.49	4,832.04
Total expenses	11,046.68	11,065.42	6,441.50	22,112.10	11,858.85	30,046.04
3 Profit / (Loss) before tax (1-2)	2,631.75	2,606.06	1,536.75	5,237.81	2,727.56	7,328.80
4 Tax expenses						
a. Current Tax	531.06	571.49	384.04	1,102.55	582.68	1,593.03
b. Deferred Tax	23.36	3.96	40.61	27.32	63.71	46.80
5 Profit / (Loss) after tax (3-4)	2,077.33	2,030.61	1,112.10	4,107.94	2,081.17	5,688.97
Attributable to:						
(a) Owners of the Company	2,057.43	1,977.22	1,071.93	4,034.65	2,018.95	5,517.44
(b) Non-Controlling Interest	19.90	53.39	40.17	73.29	62.23	171.53
6 Other Comprehensive Income (OCI)	(1.36)	(1.35)	0.09	(2.71)	0.18	(5.42)
7 Total Comprehensive Income for the period (5+6)	2,075.97	2,029.26	1,112.19	4,105.23	2,081.36	5,683.55
Attributable to:						
(a) Owners of the Company	2,056.07	1,975.87	1,072.02	4,031.94	2,019.13	5,512.02
(b) Non-Controlling Interest	19.90	53.39	40.17	73.29	62.23	171.53
8 Paid-up Equity share capital (Face Value Rs. 2/- each)	2,214.97	2,214.97	2,214.97	2,214.97	2,214.97	2,214.97
9 Other Equity (Excluding Revaluation Reserve if any)						23,999.53
10 Earnings per Share (of Rs.2/- each) (for Quarter and half year ended not annualised):						
a) Basic & Diluted (Rs.)	1.86	1.79	0.97	3.63	1.82	4.97



FINEOTEX CHEMICAL LIMITED

(Company Identification Number :L24100MH2004PLC144295)

Regd. Off.:42/43, Manorama Chambers, S V Road, Bandra (W), Mumbai 400050

Telephone 022-26559174-77, Fax-022-22659178, email : Info@fineotex.com, Website : www.fineotex.com

Statement of Unaudited Consolidated Assets and

Liabilities

(Rs.In lakhs)

Sr No	Particulars	As at 30-09-2022 Unaudited	As at 31-03-2022 Audited
A	ASSETS		
1	Non-current assets		
	(a) Property Plant & Equipment	7,566.17	7,396.46
	(b)Capital Work in Progress	366.55	-
	(c) Investment Property	393.57	393.57
	(d) Goodwill on consolidation	613.85	613.85
	(e) Financial Assets		
	(i) Investments	4,958.88	1,730.89
	(ii) Others	98.95	81.01
	(f) Non - Current Tax Assets (Net)	200.15	120.62
	(g) Other Non - Current Assets	530.40	432.53
	Sub-Total	14,728.53	10,768.93
2	Current Assets		
	(a) Inventories	4,544.23	5,959.34
	(b) Financial Assets		
	(i) Investments	0.01	0.01
	(ii) Trade receivables	10,619.02	11,088.76
	(iii) Cash and cash equivalents	2,624.89	3,083.52
	(iv) Bank Balances other than (iii) above	1,392.03	722.03
	(v) Other Financial Asset	10.39	314.01
	(c) Other Current Assets	499.12	1,291.95
	Sub-Total	19,689.68	22,459.62
	Asset Classified as Held for Sale	720.69	720.69
	Total Current Assets	20,410.37	23,180.31
	TOTAL	35,138.90	33,949.24
B	EQUITY AND LIABILITIES		
1	Equity		
	(a) Equity Share capital	2,214.97	2,214.97
	(b) Other Equity	27,747.46	23,999.53
	Sub-Total	29,962.43	26,214.50
2	Minority Interest	614.77	725.16
3	Non - Current Liabilities		
	(a) Financial Liabilities		
	(i) Other Financial Liabilities	91.96	76.61
	(b) Provisions	-	13.60
	(c) Deferred Tax Liabilities (Net)	138.45	112.07
	Sub-Total	230.41	202.28
4	Current Liabilities		
	(a) Financial Liabilities		
	(i) Borrowings	18.56	190.84
	(ii) Trade payables	3,661.29	5,877.34
	(iii) Other Financial Liabilities	27.06	14.83
	(b) Other Current Liabilities	593.47	699.20
	(c) Provisions	64.10	25.09
	(d) Current Tax Liabilities (Net)	(33.18)	-
	Sub-Total	4,331.29	6,807.31
	TOTAL	35,138.90	33,949.24



FINEOTEX CHEMICAL LIMITED

(Company Identification Number :L24100MH2004PLC144295)

Regd. Off.:42/43, Manorama Chambers, S V Road, Bandra (W), Mumbai 400050

Telephone 022-26559174-77, Fax-022-22659178, email : Info@fineotex.com, Website : www.fineotex.com

Notes:

The above consolidated results were reviewed and recommended by the Audit Committee and approved at the meeting of the Board of Directors of the Company held on 4th November, 2022. The above results have been subjected to Limited Review by the Statutory Auditors of the Company. The Statutory Auditors have expressed an unqualified report on the above results.

This Statement is as per Regulation 33 of the SEBI (Listing Obligations and Disclosure Requirements) Regulations, 2015 as amended.

These financial results together with the results of previous period have been prepared in accordance with the recognition and measurement principles laid down in Ind AS 34 Interim Financial Reporting prescribed under Section 133 of the companies Act, 2013 read with relevant rules issued thereunder and other accounting principles generally accepted in India.

The Company mainly operates in a single primary business segment of Speciality Chemicals, therefore disclosure requirements as per Ind AS 108, "Operating Segments" are not applicable to the Company.

Previous periods figure have been regrouped, rearranged, reclassified wherever necessary to correspond with those of the current period.

The Notes on the above results were approved at the meeting of the Board of Directors of the Company held on 4th November, 2022.



Place: Mumbai

Date: 4th November, 2022

For and on behalf of Board of Directors

**Surendra Tibrewala
Chairman & Managing Director
DIN 00218394**

**Sanjay Tibrewala
CFO & Executive Director
DIN 00218525**



FINEOTEX CHEMICAL LIMITED

Statement of Unaudited Consolidated Cash Flow for the Half Year ended 30th September 2022

(Rs. In lakhs)

	Particulars	HYE 30-09-2022	HYE 30-09-2021
A	CASH FLOW FROM OPERATING ACTIVITIES		
	Net Profit / (Loss) Before Tax	5,237.81	2,727.56
	Add / (Less):- Adjustments for Non-Cash / Non-Operating Items:		
	Depreciation & Amortization	201.81	100.58
	Finance Cost	36.14	42.86
	Interest Income	(32.09)	(82.41)
	Employee Stock Option Plan	10.75	-
	Dividend Income	(0.64)	(2.30)
	Long Term Capital Loss / (Gain)	-	(207.98)
	Short Term Capital Loss	-	(24.62)
	(Gain) / Loss on Fair Valuation of Investments	(96.44)	(57.77)
	Actuarial Valuation of Gratuity	(3.62)	0.18
	Operating Profit Before Changes in Working Capital	5,353.72	2,496.11
	Adjustment for Changes in Working Capital		
	(Increase) / Decrease in Trade Receivables	469.74	(846.20)
	(Increase) / Decrease in Inventories	1,415.12	(799.92)
	(Increase) / Decrease in Other Current Financial Assets	303.62	(7.79)
	(Increase) / Decrease in Other Current Assets	792.84	(69.57)
	(Increase) / Decrease in Other Non - Current Financial Assets	(17.95)	-
	(Increase) / Decrease in Other Non - Current Assets	(97.87)	(291.45)
	Increase / (Decrease) in Trade Payables	(2,216.04)	522.95
	Increase / (Decrease) in Other Current Financial Liabilities	12.24	(7.97)
	Increase / (Decrease) in Other Current Liabilities	(105.73)	(357.56)
	Increase / (Decrease) in Provisions	25.41	34.61
	Increase / (Decrease) in Provisions- Non Current	-	(4.71)
	Increase / (Decrease) in Other Non - Financial Liabilities	-	(3.61)
		581.37	(1,831.21)
	Cash Generated from Operations	5,935.09	664.89
	Less: Taxes Paid (Net of refund received)	(1,215.29)	(546.84)
	NET CASH FLOW FROM OPERATING ACTIVITY (A)	4,719.80	118.05
B	CASH FLOW FROM INVESTING ACTIVITIES		
	Purchase of Property, Plant & Equipment & Intangible Assets	(738.09)	(418.97)
	Investments (purchased) / sold (net) in securities	(3,131.55)	(73.60)
	Movement in other bank balance	(670.00)	(372.23)
	Share of Minority	-	(72.63)
	Interest Received	32.09	82.41
	Dividend Received	0.64	2.30
	NET CASH FLOW FROM INVESTING ACTIVITY (B)	(4,506.91)	(852.72)
C	CASH FLOW FROM FINANCING ACTIVITY		
	Increase / (Decrease) in Long Term Borrowings	-	-
	Increase / (Decrease) in Short Term Borrowings	-	432.64
	Deposits and Margin Money	15.34	-
	Finance Cost	(36.14)	(42.86)
	Corporate Dividend paid	(580.99)	(332.25)
	NET CASH FLOW FROM FINANCING ACTIVITY (C)	(601.79)	57.53
D	EFFECT OF EXCHANGE DIFFERENCES ON TRANSLATION OF FOREIGN CURRENCY CASH AND CASH EQUIVALENTS (D)	102.55	-
	NET CASH FLOW FOR THE YEAR (A + B + C+D)	(286.34)	(677.13)
	Add: Opening Balance of Cash & Cash Equivalents as at 01st April.	2,892.68	2,315.52
	CLOSING BALANCE OF CASH & CASH EQUIVALENTS as at 30th Sept.	2,606.34	1,638.39

