

**Independent Auditor's Report on Standalone Audited Annual Financials Results of the Sonalis Consumer Products Limited pursuant to the Regulation 33 and Regulation 52 read with regulation 63(2) of the SEBI (Listing Obligation and Disclosure Requirements) Regulation 2015, as amended.**

**To the Board of Directors of Sonalis Consumer Products Limited**

**Opinion**

We have audited the accompanying statement of standalone financial results of **Sonalis Consumer Products Limited** (herein after referred to as "the Company"), for the half Year and year ended March 31, 2024 ("the Statement"), attached herewith, being submitted by the company pursuant to the requirement of Regulation 33 and Regulation 52 read with Regulation 63(2) of the SEBI (Listing obligation and disclosure requirements) regulation, 2015 as amended ("Listing Regulations").

In our opinion and to the best of our information and according to the explanations given to us, the aforesaid statement:

- (i) is presented in accordance with the requirements of the listing Regulations in this regards; and
- (ii) gives a true and fair view, in conformity with the recognition and measurement principles laid down in the applicable accounting standards prescribed under section 133 of the Act read with the Companies (Indian Accounting Standards) Rules, 2015, as amended, ("Ind AS") and other accounting principles generally accepted in India, of the net profit, and other comprehensive income and other financial information of the Company for the year ended March 31, 2024.

**Basis for Opinion**

We conducted our audit of the standalone financial statements in accordance with the Standards on Auditing ("SA"s) specified under section 143(10) of the Act. Our responsibilities under those Standards are further described in the Auditor's Responsibilities for the Audit of the Standalone Financial Statements section of our report. We are independent of the Company in accordance with the Code of Ethics issued by the Institute of Chartered Accountants of India ("ICAI") together with the ethical requirements that are relevant to our audit of the standalone financial statements under the provisions of the Act and the Rules made thereunder, and we have fulfilled our other ethical responsibilities in accordance with these requirements and the ICAI's Code of Ethics.

We believe that the audit evidence obtained by us is sufficient and appropriate to provide a basis for our opinion.





## **Management and Board of Directors' Responsibilities for the Standalone Financial Results**

This Statement, which is responsibility of the Company's Management and has been approved by the Board of Directors, has been prepared on the basis of the standalone annual financial statements. The Company's Board of Directors are responsible for the preparation & presentation of this Statements that give a true and fair view of the net profit and other comprehensive income and other financial information in accordance with the Ind AS and other accounting principles generally accepted in India and in compliance with Listing regulations. This responsibility also includes maintenance of adequate accounting records in accordance with the provisions of the Act for safeguarding the assets of the Company and for preventing and detecting frauds and other irregularities; selection and application of appropriate accounting policies; making judgments and estimates that are reasonable and prudent; and design, implementation and maintenance of adequate internal financial controls, that were operating effectively for ensuring the accuracy and completeness of the accounting records, relevant to the preparation and presentation of the Statement that give a true and fair view and are free from material misstatement, whether due to fraud or error.

In preparing the standalone financial statements, management is responsible for assessing the Company's ability to continue as a going concern, disclosing, as applicable, matters related to going concern and using the going concern basis of accounting unless management either intends to liquidate the Company or to cease operations, or has no realistic alternative but to do so.

The Board of Directors are responsible for overseeing the Company's financial reporting process of the Company.

## **Auditor's Responsibilities for the Audit of the Standalone Financial Results**

Our objectives are to obtain reasonable assurance about whether the statement as a whole are free from material misstatement, whether due to fraud or error, and to issue an auditor's report that includes our opinion. Reasonable assurance is a high level of assurance, but is not a guarantee that an audit conducted in accordance with SAs will always detect a material misstatement when it exists. Misstatements can arise from fraud or error and are considered material if, individually or in the aggregate, they could reasonably be expected to influence the economic decisions of users taken on the basis of this Statement.

As part of an audit in accordance with SAs, we exercise professional judgment and maintain professional Skepticism throughout the audit. We also:

- Identify and assess the risks of material misstatement of the Statement, whether due to fraud or error, design and perform audit procedures responsive to those risks, and obtain audit evidence that is sufficient and appropriate to provide a basis for our opinion. The risk of not detecting a material misstatement resulting from fraud is higher than for one resulting from error, as fraud may involve collusion, forgery, intentional omissions, misrepresentations, or the override of internal control.
- Obtain an understanding of internal control relevant to the audit in order to design audit procedures that are appropriate in the circumstances. Under section 143(3)(i) of the Act, we are also responsible for expressing our opinion on whether the Company has adequate internal financial controls system in place and the operating effectiveness of such controls.





- Evaluate the appropriateness of accounting policies used and the reasonableness of accounting estimates and related disclosures made by the Board of Directors.
- Conclude on the appropriateness of the Board of Directors use of the going concern basis of accounting and, based on the audit evidence obtained, whether a material uncertainty exists related to events or conditions that may cast significant doubt on the Company's ability to continue as a going concern. If we conclude that a material uncertainty exists, we are required to draw attention in our auditor's report to the related disclosures in the Statement or, if such disclosures are inadequate, to modify our opinion. Our conclusions are based on the audit evidence obtained up to the date of our auditor's report. However, future events or conditions may cause the Company to cease to continue as a going concern.
- Evaluate the overall presentation, structure and content of the statement, including the disclosures, and whether the statement represent the underlying transactions and events in a manner that achieves fair presentation.

We communicate with those charged with governance of the Company of which we are the independent auditors regarding, among other matters, the planned scope and timing of the audit and significant audit findings, including any significant deficiencies in internal control that we identify during our audit.


We also provide those charged with governance with a statement that we have complied with relevant ethical requirements regarding independence, and to communicate with them all relationships and other matters that may reasonably be thought to bear on our independence, and where applicable, related safeguards.

#### Other Matters

The Statement include the result for the quarter ended March 31, 2024 being the balancing figure between the audited figures in respect of the full financial Year and published unaudited year to date figures up to the third quarter of the current financial year prepared in accordance with the recognition and measurement principles laid down in Indian Accounting Standard 34 "Interim Financial Reporting" which were subject to limited review by us.

Our opinion is not modified in respect of the above matter.

**FOR S S R V & Associates**  
Chartered Accountants  
FRN. No.: 135901W

  
**Vishnu Kant Kabra**  
Partner

**Membership No.: 403437**  
**Place.: Mumbai**  
**Date.: 14<sup>th</sup> June, 2024**  
**UDIN:24403437BKAJPL3731**





**SONALIS CONSUMER PRODUCTS LIMITED**  
**CIN U15490MH2022PLC378461**  
**Audited Standalone Balancesheet for the year ended 31st March 2024**

(Rs. In Lakhs)

| Particulars   | As at            | As at            |
|---|------------------|------------------|
|   | 31st March, 2024 | 31st March, 2023 |
| <b>ASSETS</b>   |                  |                  |
| <b>(1) Non-current assets</b>   |                  |                  |
| (a) Property, Plant and Equipment   | 7.30             | 5.93             |
| (b) Capital work-in-progress  |                  |                  |
| (c) Investment Property   |                  |                  |
| (d) Goodwill  |                  |                  |
| (e) Other Intangible assets   |                  |                  |
| (f) Intangible assets under evelopment  |                  |                  |
| (g) Biological Assets other than bearer plants  |                  |                  |
| (h) Financial Assets  |                  |                  |
| (i) Investments   |                  |                  |
| (ii) Trade receivables  |                  |                  |
| (iii) Loans   |                  |                  |
| (iv) Others (to be specified)   |                  |                  |
| (i) Deferred tax assets (net)   |                  |                  |
| (j) Other non-current assets  |                  |                  |
| <b>(2) Current assets</b>   |                  |                  |
| (a) Inventories   | 408.36           | 300.21           |
| (b) Financial Assets  |                  |                  |
| (i) Investments   |                  |                  |
| (ii) Trade receivables  | 94.36            | 86.29            |
| (iii) Cash and cash equivalents   | 111.70           | 133.32           |
| (iv) Bank balances other than (iii) above   |                  |                  |
| (v) Loans   |                  | 96.81            |
| (vi) Others (to be specified)   | 1.84             |                  |
| (c) Current Tax Assets (Net)  |                  |                  |
| (d) Other current assets  | 405.61           | 2.47             |
| <b>Total Assets</b>   | <b>1,029.19</b>  | <b>625.02</b>    |
| <b>EQUITY AND LIABILITIES</b>   |                  |                  |
| <b>(1) Equity</b>   |                  |                  |
| (i) Equity Share capital  | 199.90           | 105.50           |
| (ii) Other Equity & Reserves  | 366.20           | 175.56           |
| <b>(2) LIABILITIES</b>  |                  |                  |
| <b>(i) Non-current liabilities</b>  |                  |                  |
| (a) Financial Liabilities   |                  |                  |
| (i) Borrowings  | 195.82           | 228.99           |
| (ii) Trade payables   |                  |                  |
| (iii) Other financial liabilities (other than those specified in item (b), to be specified) |                  |                  |
| (b) Provisions  |                  |                  |
| (c) Deferred tax liabilities (Net)  | 1.60             | 1.72             |
| (d) Other non-current liabilities   |                  |                  |
| <b>(ii) Current liabilities</b>   |                  |                  |
| (a) Financial Liabilities   |                  |                  |
| (i) Short Term Borrowings   | 1.15             |                  |
| (ii) Trade payables   | 245.72           | 80.05            |
| (iii) Other financial liabilities (other than those specified in item (c))                  |                  |                  |
| (b) Other current liabilities   | 14.30            | 12.21            |
| (c) Provisions  | 4.50             | 20.98            |
| (d) Current Tax Liabilities (Net)   |                  |                  |
| <b>Total Equity and Liabilities</b>   | <b>1,029.19</b>  | <b>625.02</b>    |

See accompanying notes to the financial statements


As per our separate report of even date  
For SSRV and Associates

Chartered Accountants

ICAI FRN. 135901W

  
Vishnu Kant  
Partner  
Membership No. 403437  
Place: Mumbai  
Date: 14th June, 2024  
UDIN: 24403437BKAJPL3731




  
Shivang Shah  
CFO

For & On Behalf of the Board  
SONALIS CONSUMER PRODUCTS LTD

  
Sonali Nilesh Kocharek  
Managing Director &  
Compliance Officer  
DIN: 09536461

  
Smita Shashikant Shah  
Director  
DIN: 09536462





## SONALIS CONSUMER PRODUCTS LIMITED

CIN U15490MH2022PLC378461

## STATEMENT OF AUDITED FINANCIAL RESULTS FOR HALF YEAR AND YEAR ENDED AS ON 31st March 2024

(Rs. In Lakhs)

| Sr. No. | Particulars   | Six month Ended as | Six month Ended as | Year Ended as on 31- | Year Ended as on 31- |
|---------|---|--------------------|--------------------|----------------------|----------------------|
|         |   | on 31.03.2024      | on 30.09.2023      | 03-2024              | 03-2023              |
|         |   | Audited            | Unaudited          | Audited              | Audited              |
| I       | Revenue from Operations   | 63.20              | 344.92             | 408.12               | 653.21               |
| II      | Other Income  | 0.00               | 3.20               | 2.75                 | 0.11                 |
| III     | <b>Total Revenue (I+II)</b>   | <b>63.20</b>       | <b>348.12</b>      | <b>410.87</b>        | <b>653.32</b>        |
| IV      | <b>Expenses</b>   |                    |                    |                      |                      |
|         | (a) Cost of materials consumed  | (78.12)            | 0.00               | 0.00                 | 0.00                 |
|         | (b) Purchases of stock in trade   | 0.00               | 531.97             | 453.85               | 811.86               |
|         | (c) Changes in inventories of finished goods, work in progress and Stock-in-Trade   | 151.80             | (259.95)           | (108.15)             | (300.21)             |
|         | (d) Employee benefits expense   | 8.73               | 11.12              | 19.85                | 38.25                |
|         | (e) Finance costs   | 0.10               | 0.37               | 0.47                 | 0.71                 |
|         | (f) Depreciation and amortisation expense   | (1.32)             | 3.61               | 2.29                 | 10.83                |
|         | (g) Other expenses  | 11.86              | 27.68              | 40.00                | 89.01                |
| V       | <b>Total Expenses</b>   | <b>93.06</b>       | <b>314.80</b>      | <b>408.31</b>        | <b>650.44</b>        |
| VI      | Profit before exceptional, extraordinary and prior period items and tax(III-V)  | (29.85)            | 33.32              | 2.56                 | 2.89                 |
| VII     | Exceptional items, Extraordinary and Prior Period Items   | 0.00               | 0.00               | 0.00                 | 0.00                 |
| VIII    | <b>Profit before tax (VI-VII)</b>   | <b>(29.85)</b>     | <b>33.32</b>       | <b>2.56</b>          | <b>2.89</b>          |
| IX      | Tax Expenses:   |                    |                    |                      |                      |
|         | (a) Current Tax   | 0.00               | 10.00              | 0.55                 | 0.87                 |
|         | (b) Deferred Tax  | (0.98)             | 0.86               | (0.12)               | 1.72                 |
| X       | Profit/(loss) for the period from continuing operations (VIII-IX)   | (28.87)            | 22.46              | 2.13                 | 0.30                 |
| XI      | Other Comprehensive Income<br>Items that will no be reclassified to profit or loss-<br>Remeasurments of the defined benefits plans<br><br>Equity Instruments through other comprehensive income<br>Income tax relating to items that will not be reclassified to profit or loss |                    |                    |                      |                      |
| XIV     | <b>Profit/(loss) for the period</b>   | <b>(28.87)</b>     | <b>22.46</b>       | <b>2.13</b>          | <b>0.30</b>          |
|         | Reserves excluding revaluation reserves as per balancesheet of previous accounting year   | 389.78             | 389.78             | 389.78               | 175.56               |
| XV      | Paid up Equity Share Capital (Face Value of Rs. 10/- each)  | 199.90             | 199.90             | 199.90               | 105.50               |
| XVI     | Earnings per equity share of Rs 10/- each   | 10.00              | 10.00              | 10.00                | 10.00                |
|         | Basic   | (1.44)             | 1.12               | 0.11                 | 0.03                 |
|         | Diluted   | (1.44)             | 1.12               | 0.11                 | 0.03                 |

See accompanying notes to the financial statements

As per our separate report of even date  
For SSRV and Associates  
Chartered Accountants  
ICAI FRN. 135901W

Vishnu Kant Kabra

Partner  
Membership No. 403437

Place: Mumbai

Date: 14th June, 2024

UDIN: 24403437BKAJPL3731



For and on behalf of the Board  
SONALIS CONSUMER PRODUCTS LTD

Shivang Shah

CFO

Sonali N. Kocharekar Smita Shashikant Shah

Managing Director &  
Compliance Officer

DIN: 09536461

Director

DIN: 09536462





**SONALIS CONSUMER PRODUCTS LIMITED**  
**CIN: U15490MH2022PLC378461**  
**Statement of Cash flow for the year ended March 31, 2024**  
**All amounts are ₹ in Lakhs unless otherwise stated**

|   |     | For the year ended<br>March 31, 2024 | For the year ended<br>March 31, 2023 |
|---|-----|--------------------------------------|--------------------------------------|
| <b>1 Cash flow from operating activities</b>                      |     |                                      |                                      |
| <b>Profit / (Loss) Before tax</b>                                 |     | 2.13                                 | 2.89                                 |
| Adjustments for :   |     |                                      |                                      |
| Depreciation, amortisation and impairment                         |     | 2.29                                 | 10.83                                |
| Finance costs   |     | 0.47                                 | 0.95                                 |
| Unwinding of expenses for Security deposit as per Ind AS          |     | -                                    | -                                    |
| Profit on sale of property, plant & equipment                     |     | -                                    | -                                    |
| Impact of Gratuity  |     | -                                    | -                                    |
| Sundry Balances Written Off                                       |     | 2.43                                 | 0.11                                 |
| Interest income   |     | -                                    | -                                    |
| <b>Operating profit before working capital changes</b>            |     | <b>7.32</b>                          | <b>14.78</b>                         |
| Adjustments for changes in :                                      |     |                                      |                                      |
| Increase / (Decrease) in trade payables                           |     | 165.66                               | 80.05                                |
| Increase / (Decrease) in other current liabilities                |     | 1.54                                 | 12.21                                |
| Increase / (Decrease) in Short term borrowings                    |     | -32.87                               | 228.99                               |
| Increase / (Decrease) in Other Financial Liabilities              |     | -0.12                                | 1.72                                 |
| Increase / (Decrease) in Short term Provisions                    |     | -15.07                               | 20.98                                |
| (Increase) / Decrease in trade receivables                        |     | -8.08                                | -86.29                               |
| (Increase) / Decrease in Advances                                 |     | -311.39                              | -102.93                              |
| (Increase) / Decrease in inventories                              |     | -108.15                              | -300.21                              |
| (Increase) / Decrease in Other Current Assets                     |     | -                                    | -                                    |
| <b>Cash generated from operations</b>                             |     | <b>-301.15</b>                       | <b>-130.69</b>                       |
| Income tax paid   |     | -                                    | -                                    |
|   | [A] | <b>-301.15</b>                       | <b>-130.69</b>                       |
| <b>2 Cash flow from investing activities</b>                      |     |                                      |                                      |
| Payments for acquisition of Property, Plant & Equipments          |     | -3.67                                | -16.76                               |
| Sale of Property, Plant & Equipments                              |     | -                                    | -                                    |
| Interest received   |     | -                                    | -                                    |
| Fixed Deposits (Made) / Matured                                   |     | -                                    | -                                    |
| Deposits for new Projects   |     | -                                    | -                                    |
| Decrease/(increase) in non current loans and advances given [Net] |     | -                                    | -                                    |
|   | [B] | <b>-3.67</b>                         | <b>-16.76</b>                        |
| <b>3 Cash flow from financing activities</b>                      |     |                                      |                                      |
| Proceeds from/Repayments of borrowings [Net]                      |     | 188.80                               | 175.26                               |
| Proceeds from Security Premium                                    |     | -                                    | -                                    |
| Finance Cost  |     | 94.40                                | 105.50                               |
| Proceeds from Issue of Shares                                     |     | 283.20                               | 280.76                               |
|   | [C] | <b>283.20</b>                        | <b>280.76</b>                        |
| <b>Net cash inflow / (outflow) [A+B+C]</b>                        |     | <b>-21.62</b>                        | <b>133.32</b>                        |
| Openings cash and cash equivalents                                |     | 133.32                               | -                                    |
| Closing cash and cash equivalents                                 |     | 111.70                               | 133.32                               |

See accompanying notes to the financial statements

For SSRV and Associates


Chartered Accountants

ICAI F.R.No.: 13590114

Vishnu Kant Kabra

Partner

M.No.: 403437



Place: Mumbai

Date: 14th June, 2024

UDIN: 24403437BKAJPL3731

Shivang Shah  
CFO

For and on behalf of the Board  
SONALIS CONSUMER PRODUCTS LTD

Sonali N. Kocharekar  
Managing Director &  
Compliance Officer  
DIN: 09536461

Smita Shashikant Shah  
Director  
DIN: 09536462





May 30, 2024

To,  
The Manager (Listing Department)  
BSE Limited,  
1<sup>st</sup> Floor, New Trading Ring,  
P.J. Tower, Dalal Street, Fort,  
Mumbai – 400 001.

**Subject: Certification by Managing Directors and Chief Financial Officer with respect to the Financial Results for the Half Year and Year ended on 31.03.2024**

**Ref: BSE Scrip Code: 543924**


Respected Sir/Madam,

We hereby declare that Statutory Auditors of the Company have issued Audit Report with unmodified opinion in respect of Audited Standalone Financial Results for the Half Year and Year ended on 31.03.2024 which have been approved by the Board of Directors of the Company at its meeting held today i.e. 30<sup>th</sup> May, 2024. The Audited Financial Results of the Half Year and Year ended on 31.03.2024 do not contain any false or misleading statements or figures and do not contain any material fact which may make the statement or figures contained therein misleading.

The above declaration is made pursuant to Regulation 33(2) and 33 (3) (d) of SEBI [Listing Obligations and Disclosure Requirements] Regulations, 2015, as amended.

Yours faithfully

  
Sonali Kocharekar  
Managing Director  
DIN: 09536461

  
Shivang Shah  
Chief Finance Officer

