

# FGP LIMITED

Regd. Off. - Commercial Union House, 9 / Wallace Street,  
Fort, Mumbai - 400 001.  
Tel : 2207 0273 / 2201 5269  
Email : fgpltd03@gmail.com ♦ Website : www.fgpltd.in  
CIN : L26100MH1962PLC012406

August 6, 2018

**BSE Limited**  
Phiroze Jeejeebhoy Towers,  
Dalal Street, Fort,  
Mumbai - 400 001

**Script Code: 500142**

Dear Sir/Madam,

**Sub: Submission of Un- audited Financial Results for the Quarter ended June 30, 2018.**

Pursuant to Regulation 33 read with Regulation 30 of the SEBI (Listing Obligations and Disclosure Requirements) Regulations, 2015, please find enclosed herewith the Un-audited Financial Results of the Company along with the Limited Review Report for the quarter ended June 30, 2018 which have been approved by the Board of Directors at their meeting held on August 6, 2018.

The meeting commenced at around 11.30 a.m. and concluded at around 02.00 p.m.

Kindly take the above mentioned results on record and acknowledge.

Thanking you,

Yours sincerely,  
For FGP Limited

*Aayushi*

Aayushi Mulasi  
Company Secretary



Encl.: As stated above

# FGP LIMITED

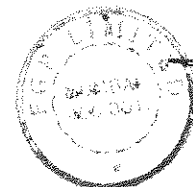

Regd. Office: 9, Wallace Street, Fort, Mumbai-400 001.

Web Site: www.fgpltd.in, Email ID-fgpltd03@gmail.com, CIN-L26100MH1962PLC012406

## Statement of Standalone Unaudited Financial Results for the Quarter ended June 30, 2018

₹ in Lakhs except Earning per share

| Sr.No.    | PARTICULARS  | QUARTER ENDED  |                |                | YEAR ENDED     |
|-----------|--|----------------|----------------|----------------|----------------|
|           |  | 30.06.2018     | 30.06.2017     | 31.03.2018     | 31.03.2018     |
|           |  | Unaudited      | Unaudited      | Audited        | Audited        |
| <b>1</b>  | <b><u>Income from Operations.</u></b>  |                |                |                |                |
|           | (a) Net Sales/Income from Operations   | 3.15           | 3.15           | 3.15           | 12.60          |
|           | (b) Other Income   | 15.96          | 1.66           | 10.80          | 12.93          |
|           | (c) Changes in Fair value of Investments   | 1.21           | 48.02          | -              | 17.37          |
|           | <b>Total Income from Operations (Net)</b>  | <b>20.32</b>   | <b>52.83</b>   | <b>13.95</b>   | <b>42.90</b>   |
| <b>2</b>  | <b><u>Expenses:</u></b>  |                |                |                |                |
|           | (a) Cost of materials consumed   | -              | -              | -              | -              |
|           | (b) Purchase of stock-in-trade   | -              | -              | -              | -              |
|           | (c) Change in inventories of finished goods, work-in-progress and stock-in-trade                         | -              | -              | -              | -              |
|           | (d) Employee benefits expenses   | 4.57           | 8.60           | 5.22           | 19.36          |
|           | (e) Finance cost   | 0.74           | -              | -              | -              |
|           | (f) Depreciation & amortisation expenses   | 0.23           | 0.14           | 0.21           | 0.73           |
|           | (g) Legal and Professional expenses  | 10.54          | 7.19           | 3.75           | 32.39          |
|           | (h) Electricity expenses   | 2.80           | 2.67           | 1.82           | 8.53           |
|           | (i) Changes in Fair value of Investments   | -              | -              | 53.83          | -              |
|           | (j) Other expenses   | 3.22           | 4.53           | 2.59           | 19.34          |
|           | <b>Total expenses</b>  | <b>22.10</b>   | <b>23.13</b>   | <b>67.42</b>   | <b>80.35</b>   |
| <b>3</b>  | <b>Profit/(Loss) from operations before exceptional items (1-2)</b>                                      | <b>(1.78)</b>  | <b>29.70</b>   | <b>(53.47)</b> | <b>(37.45)</b> |
| <b>4</b>  | <b>Exceptional items</b>   | <b>-</b>       | <b>-</b>       | <b>-</b>       | <b>-</b>       |
| <b>5</b>  | <b>Profit/(Loss) from ordinary activities before tax (3+4)</b>   | <b>(1.78)</b>  | <b>29.70</b>   | <b>(53.47)</b> | <b>(37.45)</b> |
| <b>6</b>  | <b>Tax expenses</b>  |                |                |                |                |
|           | Current Tax  | (17.94)        | -              | -              | -              |
|           | Deferred Tax   | -              | -              | -              | -              |
| <b>7</b>  | <b>Net Profit / (Loss) for the period (5-6)</b>  | <b>16.16</b>   | <b>29.70</b>   | <b>(53.47)</b> | <b>(37.45)</b> |
| <b>8</b>  | <b>Other comprehensive income (net of tax)</b><br>(item that will not be reclassified to profit or loss) | <b>-</b>       | <b>-</b>       | <b>-</b>       | <b>-</b>       |
| <b>9</b>  | <b>Total comprehensive income for the period (7+8)</b>   | <b>16.16</b>   | <b>29.70</b>   | <b>(53.47)</b> | <b>(37.45)</b> |
| <b>10</b> | <b>Paid up equity share capital (Face value of ₹ 10/- each)</b>  | <b>1189.51</b> | <b>1189.51</b> | <b>1189.51</b> | <b>1189.51</b> |
| <b>11</b> | <b>Earning Per Share of ₹ 10/- each</b>  |                |                |                |                |
|           | Basic & Dilited ( in ₹ ) (not annualised)  | <b>0.14</b>    | <b>0.25</b>    | <b>(0.45)</b>  | <b>(0.31)</b>  |



Handwritten signature and initials.

**NOTES:**


- 1 The above unaudited financial results are as per the Regulation 33 of SEBI (Listing obligation and Disclosure Requirements) Regulation, 2015 and have been subjected to limited review by the Statutory Auditors of the Company.
- 2 Ind AS 115 Revenue from Contracts with Customers, mandatory for reporting periods beginning on or after April 1, 2018, replaces existing revenue recognition requirements. Under the modified retrospective approach there are no adjustments required to the retained earnings at April 1, 2018. Also, the application of Ind AS 115 did not have any impact on recognition and measurement of revenue and related items in the financial results.
- 3 As the Company's business activity fall within a single operating segment, viz. "Business Centre", no separate segment is disclosed.
- 4 Tax expenses, consist of refund of ₹17.94 lakhs pertains to earlier years, whereas, for the year, if any, will be considered at the end of the year.
- 5 The figures for quarter ended March 31, 2018 are the balancing figures between audited figures in respect of full financial year up to March 31, 2018 and the unaudited published year-to-date figures up to December 31, 2017 being the date of the end of the third quarter of financial year, which were subjected to limited review.
- 6 The figures have been regrouped /rearranged wherever considered necessary to confirm to current period's classification and grouping.
- 7 The above results were reviewed by the Audit Committee and thereafter approved by the Board of Directors at its meeting held on 6th August, 2018.


**On Behalf of the Board of Directors  
For FGP Limited**



**Kishore Shete  
Wholtime Director**

Place: Mumbai  
Date: August 06, 2018





**V. S. SOMANI & CO.**  
**CHARTERED ACCOUNTANTS**

UNIT NO.127, 1ST FLOOR,  
PRABHADEVI UNIQUE INDUSTRIAL  
PREMISES CO-OP SOCIETY LTD.,  
TWIN TOWER LANE,  
OFF. VEER SAVARKAR MARG,  
PRABHADEVI, MUMBAI 400 025.  
PHONE NO: 022 66624558  
EMAIL ID: vidyadhar@cavssomani.com

### LIMITED REVIEW REPORT

#### The Board of Directors


FGP Limited  
Commercial Union House,  
9, Wallace Street, Fort.  
Mumbai-400001

1. We have reviewed the accompanying statement of unaudited financial results of **FGP Limited (the Company)**, for the quarter ended on 30<sup>th</sup> June 2018 (the statement) being submitted by the Company pursuant to the requirement of Regulation 33 of SEBI (Listing obligation and Disclosure Requirements) Regulation, 2015 read with SEBI circular No. CIR/CFD/FAC/ 62/2016 dated July 05, 2016.

This statement is the responsibility of the Company's Management and has been approved by the Board of Directors, has been prepared in accordance with the recognition and measurement principles laid down in the Indian Accounting Standard 34 "Interim Financial Reporting" (IND AS -34) prescribed under Section 133 of the Companies Act, 2013 read with relevant rules issued there under and other accounting principles generally accepted in India. Our responsibility is to issue a report on these financial statements based on our review.

2. We conducted our review in accordance with the Standard on Review Engagement (SRE) 2410, 'Review of Interim Financial Information Performed by Independent Auditor of the Entity' issued by The Institute of Chartered Accountants of India. This standard requires that we plan and perform the review to obtain moderate assurance as to whether the financial statements are free of material misstatement. A review is limited primarily to inquiries of company personnel and analytical procedures applied to financial data and thus provide less assurance than an audit. We have not performed an audit and accordingly, we do not express an audit opinion.
3. Based on our review conducted as above, nothing has come to our attention that causes us to believe that the accompanying statement of unaudited financial results prepared in accordance with applicable accounting standards prescribed under section 133 of the Companies Act, 2013 read with relevant rules issued there under and other recognized accounting practices and policies generally accepted in India, has not disclosed the information required to be disclosed in terms of Regulation 33 of the SEBI (Listing Obligations and Disclosure Requirements) Regulations, 2015 read with SEBI circular No. CIR/CFD/FAC/ 62/2016 dated July 05, 2016 including the manner in which it is to be disclosed, or that it contains any material misstatement.

For V.S.Somani & CO.,  
Chartered Accountants  
Firm Registration No 117589W

  
CA. V.S.Somani  
Proprietor  
Membership No. 102664

Place : Mumbai  
Date : August 06, 2018