

Ref No.: EIL/SEC/2022-23/36

26<sup>th</sup> August, 2022

The Secretary <b>The Calcutta Stock Exchange Limited</b> 7 Lyons Range Kolkata - 700 001 <b>CSE Scrip Code: 15060 &amp; 10015060</b>	The Secretary <b>BSE Limited</b> Phiroze Jeejeebhoy Towers Dalal Street, Mumbai - 400 001 <b>BSE Scrip Code: 500086</b>
The Secretary <b>National Stock Exchange of India Limited</b> Exchange Plaza, 5th Floor, Plot no. C/1, G Block Bandra-Kurla Complex, Bandra (E), Mumbai - 400 051 <b>NSE Symbol: EXIDEIND</b>	-

Dear Sir/Madam,

**Sub: Intimation of 75<sup>th</sup> Annual General Meeting (AGM) of the Members of the Company and Submission of Annual report FY 2021-22 - Regulation 34 of SEBI (Listing Obligations and Disclosure Requirements) Regulations, 2015**

This is to inform you that the **75<sup>th</sup> Annual General Meeting of the Company will be held on Thursday, 22nd September, 2022 at 10.30 A.M. IST through Video Conferencing (VC) / Other Audio-Visual Means (OAVM)**. The Notice of the AGM and Annual report inter alia, containing the financial statements and other statutory reports for the year ended 31<sup>st</sup> March 2022 is being sent electronically to all the Members of the Company whose email addresses are registered with the with the Company/Registrar and Share Transfer Agent (RTA) of the Company or the Depository Participant(s).

Pursuant to Regulation 34 of SEBI (Listing Obligations and Disclosure Requirements) Regulations, 2015 please find enclosed herewith a copy of Annual Report of the Company for the financial year 2021-22 along with the Notice convening the Seventy-fifth (75<sup>th</sup>) Annual General Meeting (AGM) of the Company.

The Notice and Annual report FY 2021-2022 is available on the website of the Company at [www.exideindustries.com](http://www.exideindustries.com) and the AGM Notice is also available on the website of NSDL i.e. [www.evoting.nsdl.com](http://www.evoting.nsdl.com).

The details such as manner of (i) registering / updating email addresses/ bank account details, (ii) casting vote through e-voting and (iii) attending the AGM through VC / OAVM is set out in the Notice of the AGM.

The Remote e-Voting period commences on **Monday, 19<sup>th</sup> September 2022 (9.00 AM IST)** and ends on **Wednesday, 21<sup>st</sup> September 2022 (5.00 PM IST)**. During this period, Members holding shares either in physical or dematerialized form, as on Cut-off date, i.e. as on **Thursday, 15<sup>th</sup> September 2022** may cast their votes electronically. The e-Voting module will be disabled by NSDL for voting thereafter.

The same is for your information and kind records.

Thanking you.

Yours faithfully,

**For Exide Industries Limited**

JITENDRA  
KUMAR  
MOHAN LAL  
MOHAN LAL

Digitally signed by  
JITENDRA KUMAR  
MOHAN LAL  
Date: 2022.08.26  
14:13:38 +05'30'

**Jitendra Kumar**  
**Company Secretary and**  
**President- Legal & Corporate Affairs**  
**ACS No. 11159**

Encl: As stated above

# Powering our legacy

75 YEARS AND COUNTING...



**EXIDE**  
**75**

**SPEEDING AHEAD**

SINCE 1947

# Contents

## Corporate Overview

- 2 75 years Journey
- 10 About Exide
- 12 Product Portfolio
- 14 Operational and Financial Performance
- 18 Business Model
- 20 Our Businesses
- 28 Energy Mobility Solutions
- 36 Digital Transformation Areas
- 40 Brand and Customer Engagement
- 44 Human Assets
- 46 Planet and People
- 51 Awards
- 52 10-Year Performance
- 53 Corporate Information

## Statutory Reports

- 54 Notice of the 75<sup>th</sup> Annual General Meeting
- 70 Directors' Report to the Shareholders (Including Management Discussion & Analysis)
- 100 Business Responsibility & Sustainability Report
- 130 Report on Corporate Governance

## Financial Statements

- 176 Standalone Financial Statements
- 249 Consolidated Financial Statements

## Outperforming

Net Turnover

₹ **12,382**  
Crore


Operating Profit

₹ **1,396**  
Crore

Net Profit

₹ **765\***  
Crore

\*Excluding exceptional gain of ₹4683.53 cr. and corresponding tax thereon



For more information,  
please visit our  
corporate website:

<https://www.exideindustries.com/>



Throughout the report  
look out for this



Reference to other  
pages within the report

**Our legacy binds the core purpose of the business, the values and the achievements across generations**

**75+**

years of posting profit and making dividend payments

Listed on BSE Limited since

**1979**

At Exide, our journey down the decades has been shaped by our ability to foresee market trends, drive radical transformations, build strong resilience against headwinds and create value for all stakeholders.

Today, Exide is more than a brand, it is the catalyst of progress and represents the aspirations for a better quality of life for billions of people in India. A brand that epitomises the promise of a better tomorrow.

Our focus has always been unwavering on customer aspirations. We listen to our customers, try to understand their specific challenges and incorporate their insights into our products. We have always been a frontrunner in the adoption of

emerging technologies, because we are futuristic in our vision and agile in our execution.

Our innovation enables us to design and manufacture the widest range of battery solutions for the broadest spectrum of applications. We will continue to push the boundaries of innovation and efficiency to stay ahead of the curve.

As global economies return to an accelerated recovery, we are revamping our portfolio to include niche technology with higher efficiency and also exploring new businesses. At the same time, we continue to empower and support our people and all our stakeholders.

**We are investing in tomorrow and powering our heritage of 75 years and counting**




1947

**Batteries under the brand 'Exide' have been present in India since early 1920s**

The evolution of Exide Industries dates back to the early 1920s when Chloride Electrical Storage Co. Ltd. (CESCO), UK, started operations in India by importing SLI batteries. In 1946, the 1<sup>st</sup> battery manufacturing plant was set up in Shamnagar in the state of West Bengal by CESCO.

Associated Battery Makers (Eastern) Limited was established in the following year (1947) to manufacture Exide and Dagenite batteries in the Shamnagar plant. Eventually, Associated Battery Makers (Eastern) Limited was renamed as Exide Industries Limited in 1995, after undergoing a slew of name changes through the 1970s and 1980s.



# The Innovators

Innovation-led approach has been an important pillar of growth for Exide. The R&D centre was set up in Kolkata in 1976 which has since been transformed to be among the finest in India, with solutions to produce the world's largest range of automotive and industrial batteries covering the best of modern-day technologies.

We offer wide range of batteries, extending from

2.5 Ah to  
20,200 Ah



"In these seven and a half decades, the Company has expanded from a single factory in West Bengal to a manufacturing behemoth with plants in six states in India and a significant presence abroad. During this period, the Company also expanded its product range to include everything from the smallest motorcycle battery to the very large submarine battery."



Subir Chakraborty  
MD & CEO





# The Power of Partnerships

The strategic partnerships with global multinationals have enabled Exide to bring world-class energy storage solutions to its customers.

It has accelerated the development of new products and technology, clearly bringing together the synergies of partners' expertise and ensured long-term growth of the business.



"East Penn sincerely values its long term partnership with Exide, which has continued to build in strength over these years. The exchange of technical information between the two companies on advanced production engineering, product design and process technologies in the field of Lead-based Storage Batteries has resulted in enhancement of knowledge and improvement on quality and productivity. We look forward to sustaining and growing our partnership in the years to come."

**Chris Pruitt**

President & Chief Executive Officer  
East Penn Manufacturing Co., USA



## **Brazil**

Moura Batteries



## **USA**

- East Penn Manufacturing
- Advance Battery Concepts



## **Japan**

- Furukawa Battery Company
- Showa Denko K.K. (formerly Shinkobe Electric Machinery Co. Ltd.)



## **China**

SVOLT Energy Technology Co. Ltd



## **Switzerland**

Leclanché S.A

# Building our Legacy

Exide<sup>®</sup> → **EXIDE**

Exide's brand story has been focused on one simple promise – The long-life battery.

This promise has evolved only to encompass multiple applications of Exide battery across different industries.

Our creative vision behind every marketing campaign is to understand our customers and communicate our brand story.



# Champions of Exide



"Greatly privileged for a long association with Exide, an organisation with strong operating systems and transparent ethical business values."

**Pradeep Bagchi**

Past Employee -  
Automotive Sales  
and Marketing



"I have been a lifer at Exide because employee well-being is reflected in a number of sensitive policies that make this organisation unique in itself."

**Krishna Kant Singh**

Present Employee -  
Manufacturing



"For over 30 years I have been a part of the trendsetting journey of Exide. What Exide thinks today, competition thinks tomorrow."

**Ramswarup Gour**

Shree Krishna Agency  
Guwahati Automotive Dealer



"As an industrial customer of Exide we interact as much with their marketing team as much as we do with their R&D team thereby proving their commitment to innovate for our needs."

**Schneider Electric**

Bangalore Industrial  
Customer



"A stronger production planning has ensured better proximity with customers and just in time supply has reduced our inventory holding costs."

**Moon Power**

Bangalore Industrial Dealer

# A History of Firsts in India

1960



## Plante Batteries

Introduced the Plante plate technology

1978



## Polypropylene Batteries

Exide's polypropylene batteries are the one of its kind in India

1991



## Submarine Batteries

Only Company to manufacture high capacity specialised batteries for all submarine applications

2000



## Tubular Inverter Batteries

Exide's unique tubular batteries for inverters

2011



## Idle-Start-Stop Batteries

Exide introduced Start-Stop technology in lead-acid batteries for OEMs

2017



## Punched Grid Batteries

Initially commercialised by Exide

2018



## Ultra Batteries

Exide introduced a state-of-the-art Partial State of Charge battery for industrial applications

2022



## Enhanced Flooded Batteries (EFBs)

Enhanced flooded batteries were launched by Exide

2022



## Ultra Auto Batteries

High-power ultra battery for hybrid cars to be introduced by Exide

# Milestone Roadmap

1946

First factory established in Shamnagar, West Bengal



1969

Second factory established in Chinchwad, Pune



1976

R&D centre established in Kolkata, West Bengal



1981

Third factory established in Haldia, West Bengal



1995

Chloride Industries Ltd. renamed as 'Exide Industries Ltd.'

2011

Acquisition of first Home UPS manufacturing facility at Roorkee



2008

Foray into lead smelting operations through subsidiary, Chloride Metals Ltd



2003

Commissioning of plant at Bawal, Haryana



1998

Takeover of industrial undertakings of 'Standard Batteries Ltd.'



1997

Fourth factory established in Hosur, Tamil Nadu

2012

Acquisition of second Home UPS manufacturing facility at Haridwar



2018

Exide enters into joint venture with Leclanché S.A, for manufacturing Lithium-ion batteries modules and packs



2022

- Exide celebrates 75 years of its existence in India
- Set up a wholly owned subsidiary Exide Energy Solutions Ltd. for manufacturing lithium-ion cell, in technical collaboration with SVOLT Energy Technology Co. Ltd.



To explore our legacy, please visit our corporate website:

<https://www.exide75years.com/>

## About Exide

# Always ahead of the curve

We design, manufacture, market and sell the widest range of lead-acid storage batteries. Our consistent emphasis on innovation and continuous technology upgrades have propelled us to the forefront of the lead-acid storage battery industry.

We export batteries in addition to serving the domestic markets. Our extensive distribution network has enabled us to establish a strong presence in the domestic and the international markets.

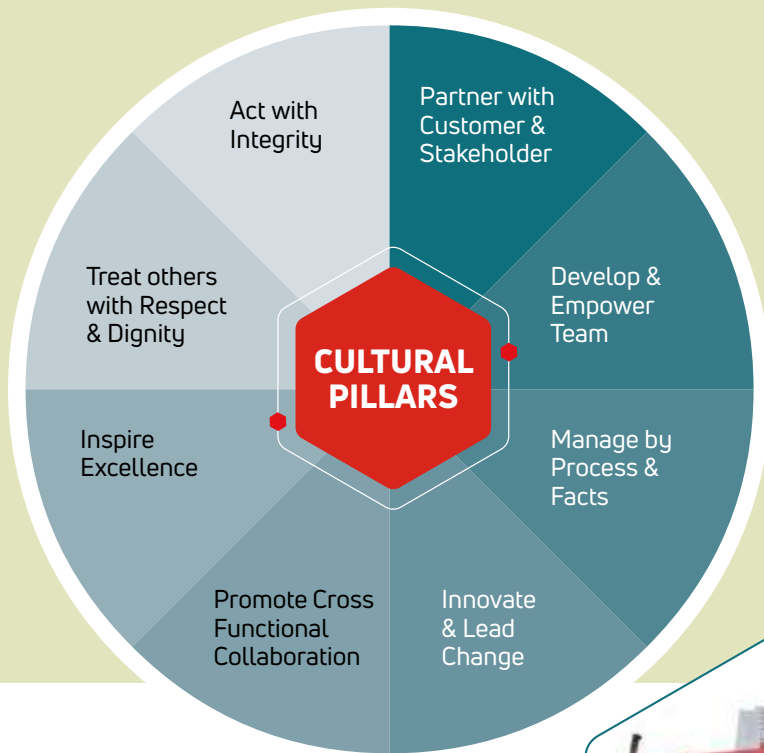
Exide has built a distinct reputation throughout the years by representing dependability and trust

### Vision

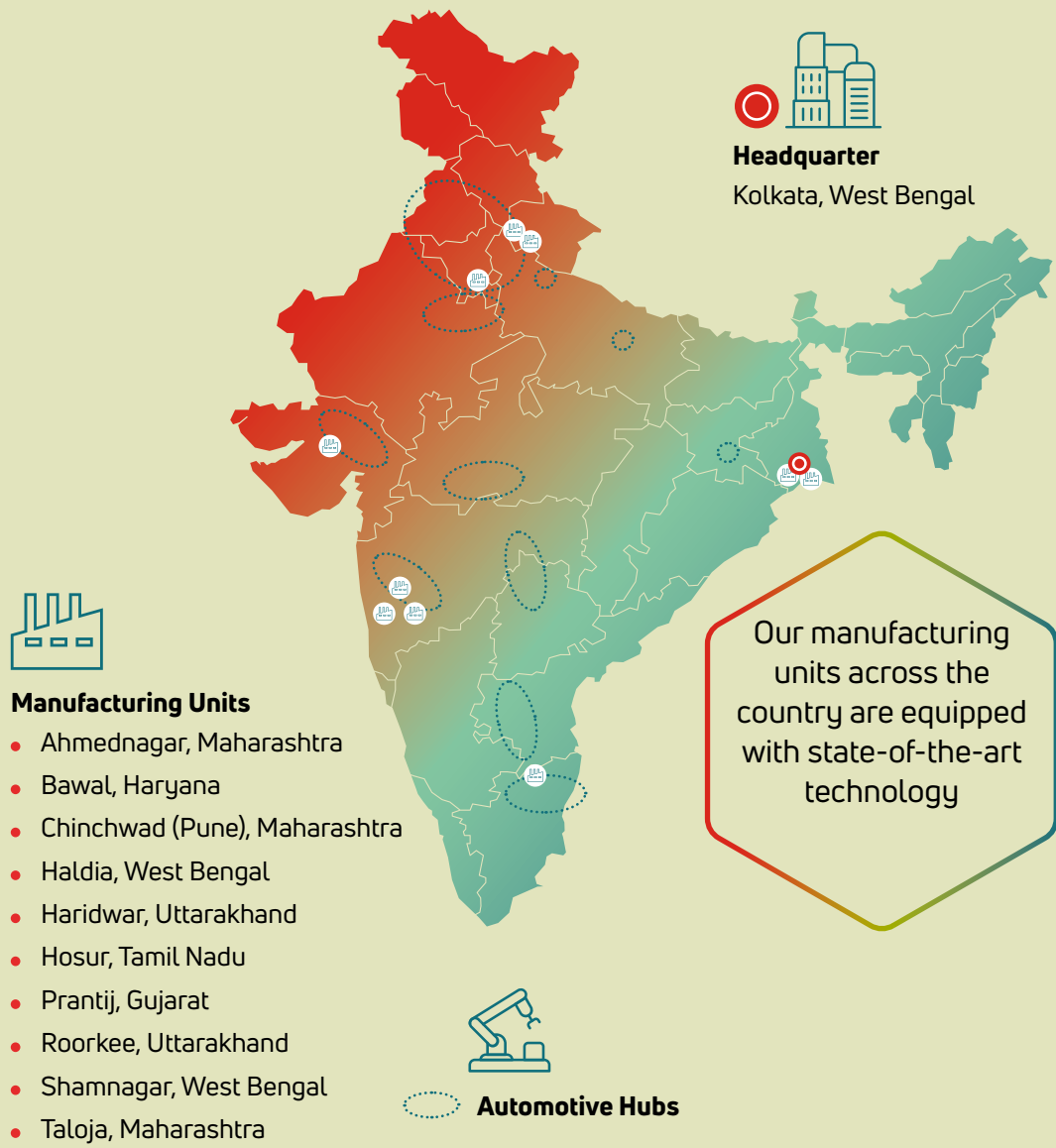
To become a global power house respected by customers and preferred by investors, known for innovative products and solutions

### Mission

To outperform the market, by exceeding expectations of customers and shareholders through the accelerated evolution of people, processes and technologies in its journey towards excellence



### Strengthening our manufacturing footprint



# 10

Manufacturing plants located in close proximity to automotive hubs

## Product Portfolio

# Driving our legacy forward with products across different verticals

### Automotive Division

#### 4-Wheeler



- Exide Epiq
- Exide Matrix
- Exide Mileage
- Exide Eezy
- Exide Drive
- Exide Ride
- Exide Xpress
- Exide Jai Kisan

#### 3-Wheeler



- Exide Eko

#### 2-Wheeler



- Exide Xplore
- Exide Bikerz

#### Inverter Battery



- Exide Invatubular
- Exide Invamaster
- Exide Invahomz
- Exide Invabrite
- Dlite

#### Home UPS



- Exide GQP
- Exide Star
- Exide Magic
- Exide HKVA

#### Integrated power backup systems



- Exide Integra

#### Genset



- Exide Genplus

#### E-Rickshaw



- Exide E-Ride Tubular Plus
- Exide E-Ride Plus

#### ERK Vehicle



- Exide Neo



## Industrial Division

### Industrial UPS (IUPS)



#### IUPS – EXIDE Range

- SMF Small VRLA (Exide PowerSafe Plus range)
- SMF Medium VRLA (Exide PowerSafe Plus and NXT Plus range)
- Battery for Data Centre (Exide Powersafe EHP range)
- Tubular gel VRLA (Exide PowerSafe XHD range)
- Flooded tubular (EL/ EL+ range)

#### Chloride IUPS range

- SMF Small VRLA (Chloride SafePower CS7-12)

### Solar



- Tubular Gel VRLA Batteries (Solatron)
- Flooded Tubular (Solatubular/Solar Blitz)
- Solar Power Generating Systems
- Solar Hybrid Inverters (Aditya MPPT, PWM and Grid Tie Inverters)
- Rooftop Solar Systems (Exide SUNDAY)
- Solar PV Modules
- Solar Charge Controllers

### Telecom



- Advanced AGM VRLA batteries – NEPST and NMST Range
- Tubular Gel VRLA batteries – GTB Range

### Traction



- Exide HSP and GenX range of traction batteries and accessories

### Power and Infrastructure Projects



- Tubular standby batteries – Exide HDP, NDP & TBS Range
- Exide Plante Range
- Gel Tubular batteries
- 2V range of VRLA batteries - Exide SMF Powersafe

### Railways



- MET Range of VRLA Batteries for train lighting and air conditioning
- Exide LMX Tubular Batteries for train lighting
- Exide 4DS Range for Engine Starting
- Exide EMU range for electric locomotives
- Exide 2V range of batteries for signalling

### Mines



- Smartlite - LED
- Exide Oldham GT
- Miners Cap Lamps

### Submarine



- Submarine Battery

# Operational and Financial Performance

## Pushing the boundaries of excellence

### Highlights of FY 2021-22



#### Refreshing Innovations

- Introduced first lithium-ion based home power back-up system branded as **Exide Integra**
- Foray into Solar- Rooftop Market with our **Exide SUNDAY® Solutions**, MPPT Based Solar Off-Grid Inverters and Grid Tie Inverters
- SF Batteries introduced **ProTubular** and **ProTubular+** range of batteries for the inverter vertical
- Launched first M3 level compliant 'EFB' battery, for emission controlled vehicles, for leading German OEMs
- **75 prototypes** were built in the year under review, to support the launch of new products
- In the final phase of launching the pathbreaking '**Ultra**' battery for automobiles



### New Technologies and Digital Initiatives

- Setting up a multi-gigawatt hour state-of-the-art lithium-ion cell manufacturing facility in Karnataka
- Exide Leclanche Energy Private Ltd, popularly known as Nexcharge, our subsidiary company, has entered the commercial production stage
- Our **Industry 4.0** practices were implemented in three more plants in Maharashtra after a successful pilot in Hosur
- Launched a digital transformation project for **end-to end supply chain management**
- Our business transformation project for **digitalisation of sales and service** led to better execution of our sales strategies

**Exide provides on-site service to around 60,000 customers per month in over 300 cities in India**



### Expanding Customer Outreach

- We developed an application called '**Exide Samrat**,' to create a loyalty programme for mechanics
- For industrial, we elevated the customer experience with the launch of **Exide Edge** platform, which helps in engaging directly with the customers
- We expanded Batmobile doorstep customer services for **inverter batteries**, in addition to automotive batteries
- We increased Exide Care outlets to over **1750+** which continue to provide excellent customer service

## Operational and Financial Performance (contd.)

# Steady performance, notwithstanding headwinds

### Sustaining growth with consistent performance

#### Net Turnover

(₹ in Crore)

FY 2021-22	<b>12,382</b>
FY 2020-21	10,041
FY 2019-20	9,857
FY 2018-19	10,588
FY 2017-18	9,186

#### Operating Profit

(₹ in Crore)

FY 2021-22	<b>1,396</b>
FY 2020-21	1,356
FY 2019-20	1,365
FY 2018-19	1,411
FY 2017-18	1,241

#### Net Profit

(₹ in Crore)

FY 2021-22	<b>765*</b>
FY 2020-21	758
FY 2019-20	826
FY 2018-19	844
FY 2017-18	668

#### Dividend Yield

(₹ in Crore)

FY 2021-22	<b>170</b>
FY 2020-21	170
FY 2019-20	499
FY 2018-19	246
FY 2017-18	243

#### Earnings Per Share

(₹)

FY 2021-22	<b>8.99*</b>
FY 2020-21	8.92
FY 2019-20	9.71
FY 2018-19	9.93
FY 2017-18	7.86

#### Book Value Per Share

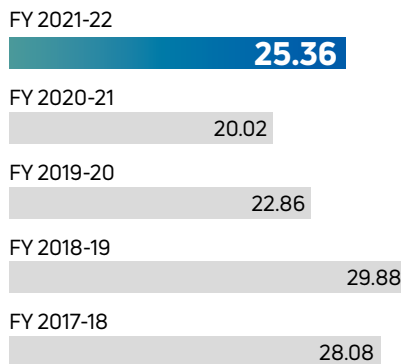
(₹)

FY 2021-22	<b>78.66*</b>
FY 2020-21	81.11
FY 2019-20	74.07
FY 2018-19	70.44
FY 2017-18	63.40

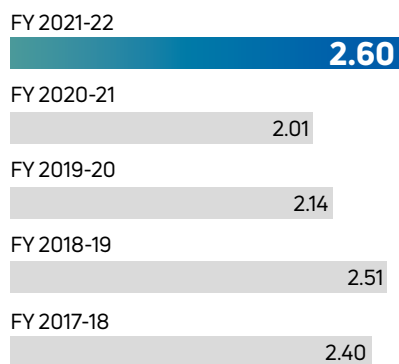
\*Excluding exceptional gain of ₹ 4683.53 cr. and corresponding tax thereon

### R&D spend

(₹ in Crore)

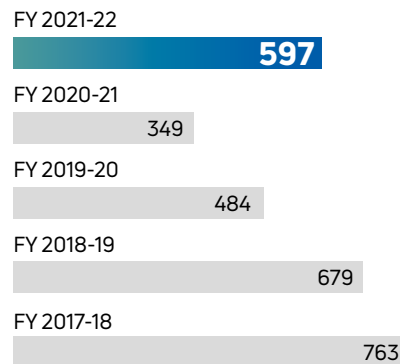


### Asset Turnover Ratio



### Capex

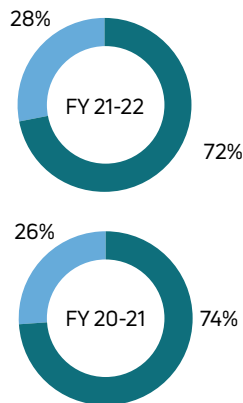
(₹ in Crore)



## Revenue Mix

### Revenue mix by division

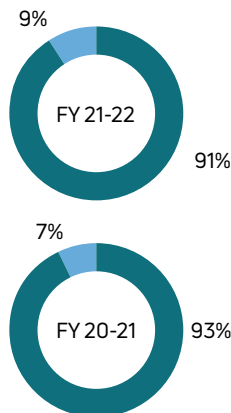
(%)



● Automotive ● Industrial

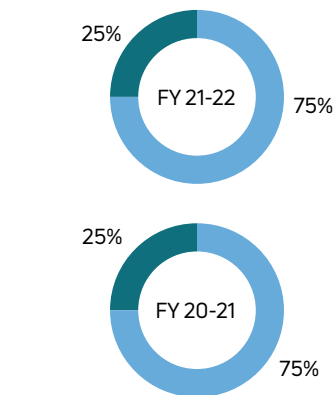
### Revenue mix by geography

(%)



● India ● International

### Revenue mix - Institutional and Non-Institutional



● Institutional ● Non-Institutional

# Business Model

## Effective strategies to create and sustain value

### Inputs



#### Financial capital

**₹10,606 crore**  
shareholders' funds

**₹1,430 crore**  
capex in last three years



#### Manufactured capital

**10**  
Manufacturing plants

**₹4,848 crore**  
gross block



#### Intellectual capital

**750+**  
Engineers

**07**  
Overseas technical collaborations

**577**  
Trademarks registered in India

**132**  
Trademarks registered in overseas markets

**33**  
Designs registered in India

**₹68 crore**  
Total investment in R&D in last three years



#### Human capital

**5,100+**  
Employees

**31,250+** Man-hours  
of training provided



#### Social and relationship capital

**₹63 crore**  
Total investment in CSR initiatives in last three years

**70,000+**  
Direct and indirect dealers



#### Natural capital

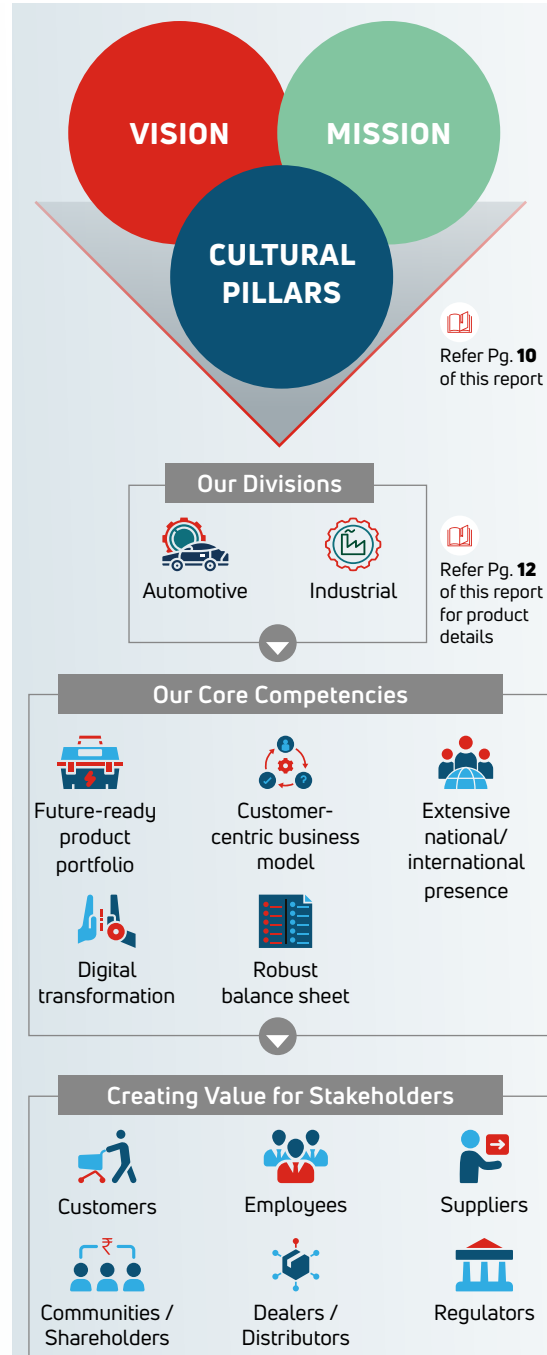
**₹4,678 lakh kWh\***  
Electricity consumption

**18,18,422 KL\*\***  
Water consumed

**₹25 crore**  
Invested towards renewable energy in last three years

**200 KMT per annum**  
Capacity of three lead recycling plants to enable us to contribute towards a circular economy

### Our Ecosystem



\*Includes factory and third party data

\*\*Includes factory data

## Outputs

### Financial capital

**₹12,382 crore**  
Net turnover

**₹1,396 crore**  
Operating profit

**₹1,025 crore\***  
PBT

**₹765 crore\***  
PAT

\*Excluding exceptional gains

### Manufactured capital

**57 Million**  
Automotive Batteries p.a.

**5 Billion Ah**  
of Industrial Power Supply p.a.

**2.4 Million**  
Units of Punch Grid Batteries produced p.a.

### Intellectual capital

- First M3 level compliant 'EFB' battery
- Introduced a series of emission-friendly Idle Start Stop batteries
- Continuous plate-making and modern fast-process technologies
- Energy optimised manufacturing processes
- Developing green manufacturing solutions

### Human capital

**4.01%**  
Diversity Ratio

**39 years**  
Average age of employees

### Social and relationship capital

**₹5,585 crore**  
Contributed to exchequer in last three years

**₹839 crore**  
Dividend payment in last three years

**₹12,800+ crore**  
Market capitalisation as of 31st March 2022

**2.15+ lakh**  
People benefitted through CSR activities in FY 21-22

### Natural capital

**7.87MWp**  
Solar on-site capacity

**52.5MWp**  
Solar off-site capacity

**18%**  
Green energy consumption

**851 lakh kWh**  
Solar energy generated

**8.4%**  
Reduction in water intensity per rupee of turnover

**CERTIFICATIONS**  
ISO 45001, ISO 14001, ISO 9001, ISO / IATF 16949, ISO IEC 17025, ISO 27001

## Outcomes



- Expansion of worldwide footprint
- Zero long-term debt
- Increased investment in research and development



- One of the leading players in lead-acid battery market
- Continuous adoption of Industry 4.0 enables automation of manufacturing operations
- Setting new benchmarks in operational excellence
- End-to-end supply chain efficiency with digitalisation



- Leveraged digital platforms to drive customer centricity
- Developed technology that facilitates channel partners



- Transformational leadership culture
- Dynamic and skilled workforce
- Enriching work environment
- Improved capacity building with training



- Strategic global collaborations
- Consistent dividend payment over the years
- Fostering stronger relations with value chain partners
- Enhancing resilience and capabilities of underserved individuals



- Utilisation of recycled lead through backward integration
- Lowering waste generated per unit of output
- Introduction of green products and reduction of carbon footprint
- Efficient water management and conservation



## Our Businesses

# Strengthening market leadership, fulfilling customer aspirations

### Automotive

As the second wave of COVID-19 declined, the automotive industry saw a rebound. However, multiple factors impeded the growth momentum throughout the year. While chip shortages and rising commodity prices impacted the

supply side, increasing fuel prices and tepid consumer sentiments impacted the demand.

Despite these challenges, we posted strong performance with sales growing by double digits in

all categories. While we further strengthened our partnership with OEMs, niche product launches across product categories helped in bolstering our position in the replacement market.





## Partner of choice by OEMs for their new launches

Our pan-India presence and innovative product portfolio have enabled us to secure exclusive battery supply contracts with the OEMs. Several new models, including Maruti Suzuki's new Baleno, Hyundai's Alcazar and MG

Motor's Astor have been introduced exclusively using Exide batteries, thereby demonstrating our strong partnership with the OEMs. Also, with the assistance of our Brazilian collaborators, Moura Batteries, we have successfully introduced the first M3 level compatible 'EFB' battery for use in Volkswagen and Skoda's most strictly emission-controlled cars.



SUZUKI'S BALENO



HYUNDAI'S ALCAZAR



MG MOTOR'S ASTOR

### Did you know?

Exide is exclusively supplying advanced ISS batteries to the country's largest OEM

### Reaching new heights in the replacement market

We have introduced new products for the two-wheeler, passenger cars and home inverters. Our launches have been in-line with changing industry dynamics, strengthened with new technologies and capable of meeting the growing demand for efficient products.

Recent launches, such as Exide Integra, Exide Mileage ISS batteries and SF Pro Tubular range have been developed with upgraded technologies and have higher efficiency.

### Did you know?

Exide sells nearly two batteries per second

# Our Businesses (contd.)

## New product launches to serve evolving market demand



### Exide Integra

A first-of-its-kind integrated power back-up system, Exide Integra redefines the residential inverter market:

- Backed with lithium-ion battery and a contemporary design
- New-age LCD display and industry-first leading technologies
- Hassle-free and cleaner power back-up systems
- Automated intelligent battery charge management
- Sleek, wall-mounted design to save floor space



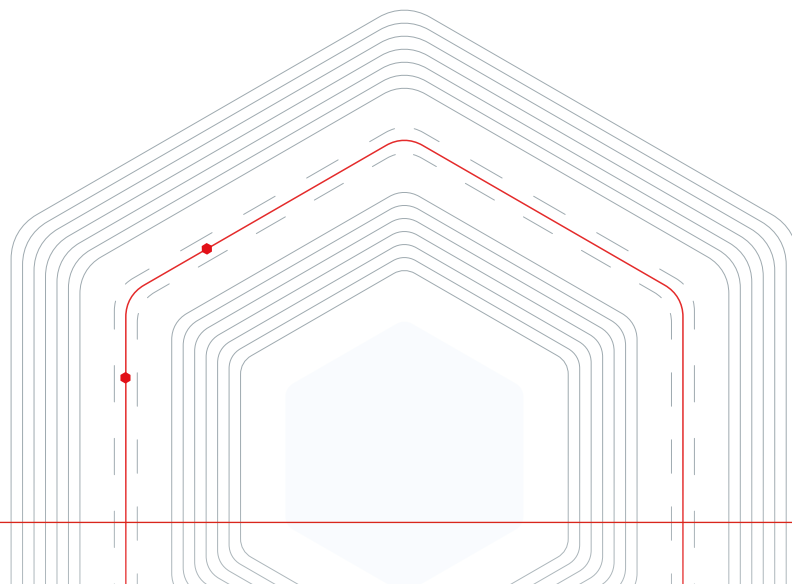
Scan here to know more about Exide Integra



### Exide Mileage ISS Batteries

We introduced Idle Start Stop (ISS) batteries into the replacement market after the success of our ISS batteries with OEMs:

- Improved fuel efficiency with lower emissions
- Higher charge acceptance with increased stability
- Improved life-cycle and greater shelf-life
- Suited for high temperature applications
- Spill-resistant characteristics





## SF Pro Tubular Batteries

We introduced Pro Tubular and Pro Tubular +, a completely new tubular range of batteries under SF Brand in the non-vehicular vertical:

- High pressure die cast plates designed with venting
- Multiple variants to handle long power outages
- Easy-to-maintain products received well by customers
- Able to withstand overcharge
- Hybrid alloy that offers long service life



Scan the QR code to know more about SF ProTubular and ProTubular+

## Exports

Export revenues have doubled in the last 2 years with high double-digit growth seen in the previous year. Despite lockdowns in many countries, we have reported higher exports to West Asia, Africa, America and other regions. Our exports through our collaborator East Penn, have received encouraging responses from customers. This has enabled our expansion in North American markets (United States and Canada) and helped increase our market share.

By expanding our distribution network and adding more manpower to export markets, we are strengthening our global reach in several ways. Additionally, we are launching new products and technology, exploring private labelling and contract manufacturing possibilities and investing in brand development.

## Way Forward

We will continue to focus on enhancing our product portfolio and strengthening our market position in the domestic market. Internationally, we will continue to increase penetration in existing geographies and explore newer markets.

We aim to further increase operational efficiency by revamping our distribution model with a supply chain transformation project. Going forward, we intend to create an optimal product mix with a larger proportion of premium products that would lead to higher growth and margin expansion.

# Our Businesses (contd.)

## Industrial



We continue to be one of the leading players in the industrial battery market across most verticals. Comprehensive and innovative solutions serve a gamut of end-user sectors, including industrial UPS, infrastructure (including power, telecommunications, railways and solar) and exports. The diversified nature of Industrial end-user sectors enable us to overcome challenges in any particular sector and achieve sustained growth.

During the year, IUPS, telecom and traction sectors registered double digit growth owing to a healthy demand uptick. These end-user verticals represent a reasonable share of our industrial business revenues and are expected to consistently clock high growth as the nation's economic growth prospects remain favourable.

# 28%

Contribution of industrial battery business to total revenue in FY 2021-22

### Strong performance across verticals

The IUPS vertical grew on the back of the government's push for digitalisation, the Make in India initiative and the phenomenal growth in e-commerce and allied industries. Our strong service network across India also supported the sales.

The telecom business grew owing to an increased market share with our customers. This was made possible by our optimised product portfolio, enhanced quality and strong customer connect. The growth of our domestic traction business was fuelled by India's warehousing boom, which has been bolstered by the exponential growth of e-commerce and the rise of modern logistic hubs around the country.

In the traction vertical, we have developed PE coated steel trays, that offer superior corrosion resistance

### Significantly High Growth in IUPS, Telecom and Traction Verticals

and enable our batteries to keep powering even in the toughest of conditions. Validations are on-going and once over, this development will help us compete against imports.

### Augmenting capacity to address growing demand

Launch of New Traction Cell capacity



We have successfully increased the production capacity at our Hosur and Haldia plants. Our traction cell making capacity at Haldia has been expanded by 30% to cater to the traction cell export markets. The small-VRLA and medium-VRLA capacities at our Hosur plant were expanded by 18-20% during the year.

During the year, we received several prestigious and large orders in the Infra Power and Projects vertical and the order book remains robust. While trials are on for using Li-ion cells in telecom infrastructure, we expect the Infra Power and Projects business to witness growth due to the approval of several metro rail projects around the country.

We are also focussing our efforts on rooftop solar solutions. It is emerging as one of the fastest growing market segments in solar power. With Li-ion storage solutions developed for telecom and BESS applications, we are becoming future-ready.

### Robust Order Book for Infra Power and Projects vertical

### Enriching our product portfolio

We are developing new products in response to the evolving customer needs and market demand. Opportunity Rapid Charge (ORC) is one such product where the battery can be charged faster and several times during a work cycle.

Additionally, we have enhanced our offering to leverage the ongoing digitalisation megatrend, with the new upgraded Data Centre EHP Series - designed exclusively to meet

the high-power density and low footprint demands of Data Centres.

We are also making strides in the premium segment with our new Exide NXT+® range for backup power solutions. It offers industry-first features such as fire protected design, a three-year warranty and a ten-year design life.

## Emerging Solar Vertical

### Rooftop Solar Solutions



We are foraging into Solar- Rooftop Market with our Exide SUNDAY® Solutions, MPPT Based Solar Off-Grid Inverters and Grid Tie Inverters (Exide ADITYA®) to further strengthen our presence across solar product categories. These offerings provide multiple benefits to the consumers – from reducing the monthly electricity costs to ensuring uninterrupted power supply for critical needs.

## Our Businesses (contd.)

### Battery Energy Storage System

To address the operational challenges faced by distribution utilities, such as intermittency due to integration of renewable energy, we offer the Battery Energy Storage System (BESS). It is one of the most prominent technological solutions to efficiently manage the electricity supply and demand gap. We are deploying several types of BESS technologies at different levels for a variety of applications such as energy arbitrage, peak shaving, power back-up, power ramp control and frequency regulation.



**Applications:**  
Energy Shifting, PV Smoothing



**Applications:**  
Peak Shaving, Frequency & Voltage Regulation

### Delving deeper into microgrids with our CESC Project

We secured another commercial contract for a 120 kWh Energy Storage System for creation of a microgrid at one of CESC's substations near Maheshtala, West Bengal, to provide dependable uninterrupted power supply to substation critical loads.



This contract was secured following the successful completion of our first 315 kWh pilot project with CESC at a substation which has been currently functioning successfully for a year.

We will be providing system design engineering, project management services and supply storage system that combines our Advanced Tubular Gel batteries integrated with a sophisticated Battery Monitoring System.

### Exports

We continue to foresee a strong growth momentum in our export markets and have re-allocated our resources and capital to serve this demand. We began exports into new markets such as France and South Korea. We also witnessed growth in market penetration in countries such as Spain, Germany, West Asia and Southeast Asia, Australia, South Africa and other European markets such as the United Kingdom.



### Building brand resonance

As a global provider of energy storage solutions, we presented our wide range of products at the MEE expo in Dubai, the largest solar exhibition in the region. It enabled us to showcase our products to a large audience, including customers from West Asia, Europe and Africa.



We also participated as exhibitor in Materials Handling Middle East - the region's leading trade show for warehousing, intralogistics and supply chain solutions to showcase our range of Motive Power (Traction) batteries to visitors from Dubai, UAE along with other GCC Countries.

### Future Strategy

We aspire to outperform underlying markets by leveraging our industry-leading products and robust sales network. We are raising the bar on profitability by enhancing our offerings through premiumisation and enriching our product mix to focus on the replacement market for IUPS and Traction verticals.

We are also augmenting our capacity by investing in growing markets such as Traction Cells and Medium VRLA. Along with this, we are undertaking projects in our manufacturing plants to maximise asset usage. In order to improve productivity and enhance operational efficiency, we are developing and deploying Industry 4.0 automation initiatives.



Despite the challenges posed by COVID-19, we secured an order for mini-submarine batteries for export during the fiscal year. We also received an order from the Indian Navy to build submarine batteries along with a full set of accessories and spares for a nuclear submarine.

**Our high-end submarine batteries meet the most stringent technical and quality control requirements**


We have indicated our readiness to use surplus capacity to produce and deliver submarine batteries to the Indian Navy. We plan to ship one set of Type-I submarine batteries, complete with all accessories and spares, in FY 2022-23. Leveraging our domestic market leadership, we are positioned to secure export orders of submarine batteries in the near-term.

## Energy Mobility Solutions

# Plugging into the future with **EV** Solutions

India's 2030 goal for electric mobility, as stated by NITI Aayog, represents a huge market potential for auto and auto ancillary companies. Increasing consumer awareness, sky-rocketing fuel prices, advancements in EV technology, implementation of stringent emission norms (CAFÉ norms from 2022) and Government incentives are expected to bolster EV sales in the days ahead.

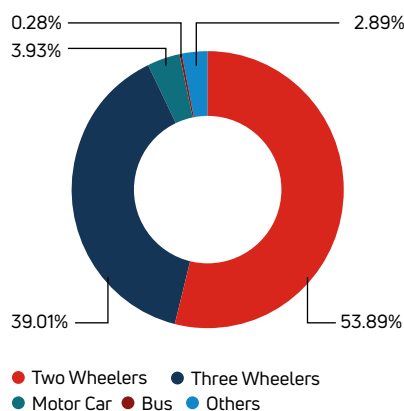
In the financial year 2021-22, electric vehicle sales have increased by 3X over the previous financial year, albeit on a lower base. The OEMs also want to cater to the increasing demand and several companies are currently making heavy investments to expand their operations and production capacities.





Segment-wise, two-wheelers and three-wheelers are leading the EV sales and constitutes nearly 53.89% and 39.01% of total vehicle sales, respectively, in the financial year 2021-22.

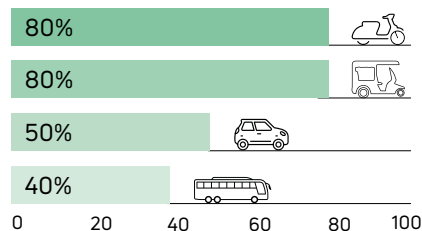
**E-Vehicle category-wise sales (FY2021-22)**



Source : Vahan Dashboard

By 2030 as well, EV penetration is expected to be highest in two-wheelers and three-wheelers, whereas passenger cars are expected to have a lower penetration.

**EV Penetration by 2030 (%)**



Source: NITI Aayog Report

**Demand surge for electric vehicle batteries**

Unlike Internal combustibile engine (ICE) vehicles, battery and battery

management system is expected to form nearly 40%-50% of the cost of the overall electric vehicle. As a result, increased EV adoption is likely to result in an increase in demand for batteries and battery management systems. Our internal estimate suggests that annual lithium-ion battery demand in India can be closer to 100 GWh by 2030, of which nearly 70% is expected to be for automotive applications and the remaining 30% to be for industrial applications. While two-wheelers and three-wheelers will dominate the demand for automotive lithium-ion batteries, demand for industrial applications will be driven by telecom towers, data centres and grid-scale renewable energy integration and rooftop solar.

Currently in India, domestic and international battery companies are focusing on making lithium-ion battery packs and modules. Lithium-ion cell manufacturing on a commercial scale has not started and therefore, cells are imported. To encourage lithium-ion cell manufacturing in India, Government of India has announced the Production Linked Incentive scheme and various State Governments are offering incentives for setting up cell-manufacturing plants.

**Capitalising on the next wave of mobility**

Over the years, Exide has been a frontrunner in the adoption of new technologies and has consistently evolved its manufacturing processes to provide latest products and solutions to its customers. As electric vehicle penetration in India increases at a rapid pace and the prominence of lithium-ion battery-based storage solutions gather momentum, Exide is well prepared for the future.

We are already supplying Li-ion battery modules and packs through our subsidiary Exide Leclanche Energy Private Limited (known as Nexcharge brand). Exide has gained immense experience of Indian climatic conditions and safety requirements to set up its lithium-ion batteries pack and module facility. Our experience and expertise puts us ahead of the curve and we are ready to foray into lithium-ion cell manufacturing with our wholly owned subsidiary Exide Energy Solutions Limited.

Lithium ion cell manufacturing facility



# Energy Mobility Solutions (contd.)

## Exide Leclanche Energy Private Limited (Nexcharge)

In 2018, Exide entered a partnership with Leclanché S.A (Leclanché), based in Switzerland, for production of lithium-ion battery packs and modules. Headquartered in the automotive hub of Gujarat, Prantij, Nexcharge offers customised lithium-ion batteries and energy solutions for transport and Industrial applications.

Exide has invested ₹ 277.23 crore and holds 84.9% stake in the subsidiary as on 31st March 2022. The plant is a state-of-the-art 1.5 GWh facility with a very high level of automation, stringent quality control systems and

capabilities to customise solutions as per customer specific requirements.

### Progressing to the commercial production stage

Commercial production at Nexcharge started in the financial year 2021-22 and with this, Exide has taken its first step towards delivering best-in-class lithium-ion batteries and energy storage solutions for automotive and industrial applications. Nexcharge offers cutting-edge products and solutions for multiple applications such as electric two-wheelers and electric three-wheelers, electric bus, telecom, microgrid, UPS and inverter

battery packs. Nexcharge has successfully on-boarded a few marquee customers, including global commercial vehicle manufacturer and large producers of electric two-wheelers in India.

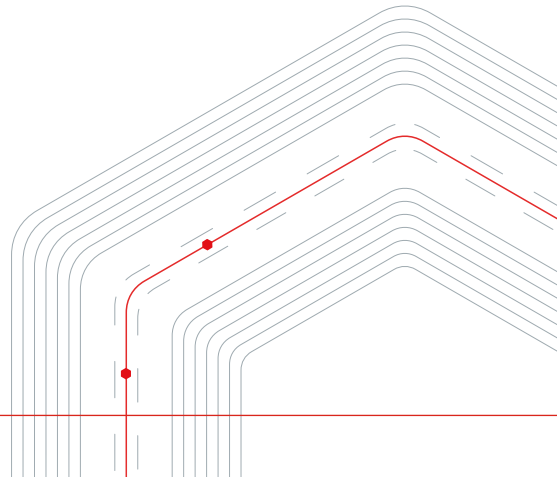
Nexcharge Facility



Inauguration of Nexcharge plant at Prantij




State-of-the-art Manufacturing Plant



## Exploring different chemistries and shapes of cell manufacturing

The facility manufactures batteries of various types of chemistries, such as Nickel Manganese Cobalt (NMC), Lithium Iron Phosphate (LFP) and Lithium-Titanium-Oxide (LTO).



Our new production lines provide us the freedom to supply batteries of various sizes and shapes. The production set-up of the Nexcharge plant is divided into three sections-

- The module assembly with 3 production lines for assembling cylindrical, pouch and prismatic cells
- The pack assembly with 2 lines for high voltage and low voltage packs
- The FG Testing section with 20 testers for capacity measurement

## Pioneering Research and Development Centre with emphasis on quality and excellence

Nexcharge is also backed by a cutting-edge research and development centre in Bangalore. Our well-resourced team of 50+ engineers strive to build battery packs that meet evolving customer demands and provide high-quality goods at competitive rates. We strive to ensure highest quality standards by performing multiple tests and minimise human intervention in the manufacturing process.



Nexcharge was named 'Top EV Battery Manufacturer of The Year' at EVtech 2022 in Delhi, demonstrating our superior manufacturing technology.

## Future Aspirations

**Superior thermal management:** Nexcharge is also in the midst of developing batteries with several built-in protection mechanisms that control and safeguard the battery not just from varying climatic conditions, but also from misuse.

**Meeting global safety standards:** Nexcharge also emphasises the importance of safety and has created technology that surpasses industry standards. It is currently using the advanced technology for large packs, but it is expected to be adapted to smaller batteries such as two-wheelers batteries in future.

# Energy Mobility Solutions (contd.)

## Exide Energy Solutions Ltd.

Cell manufacturing is a critical stage of the Lithium-ion battery manufacturing chain process and constitutes more than two-thirds of the total value of the lithium-ion battery. Through its wholly owned subsidiary Exide Energy Solutions Ltd, Exide plans to set-up a multi-gigawatt green field project for manufacturing lithium ion battery cells in multiple formats. The facility will also manufacture, assemble and sell battery modules and packs.

The total project capacity will be 12 GWh and the project is expected to be completed in phases over the next 8-10 years. Exide has also procured 80 acres of land for the project at Haraluru industrial area near the Bengaluru International Airport.



Mr. Subir Chakraborty, MD & CEO, along with Hon'ble Chief Minister of Karnataka, Mr. Basavaraj Bommai and other dignitaries during the procurement of land parcel by Exide for its proposed factory in Karnataka.

## Technical collaboration with SVOLT

Exide has entered into a multi-year technical collaboration agreement with SVOLT Energy Technology Co. Ltd (SVOLT) for lithium-ion cell manufacturing. As part of the agreement, SVOLT will grant Exide an irrevocable right and license to use, exploit and commercialise necessary technology and know-how for lithium-ion cell manufacturing in India.

Additionally, SVOLT will also provide the support required for setting up the manufacturing plant on a turnkey basis.

SVOLT is a global high-tech company and is a one-stop solution for production and development of lithium-ion batteries and battery systems for electric vehicles as well as for energy storage systems. SVOLT is headquartered in Jiangsu province of China and employs over 9,500 people, including more than 3,000 members in its R&D team.

SVOLT is focusing on growing its global footprint and is expanding capacities to meet the increasing demand for battery applications. Currently, SVOLT is in the process of expanding its capacity to 600 GW by 2025.



**Exide partners with SVOLT to make lithium-ion cells in India**



Exide is excited to partner with SVOLT as this collaboration is a major step forward in Exide’s aspiration of becoming a leading player in the rapidly emerging new-age electric mobility and stationary application businesses in India. With SVOLT’s strong technical expertise, capabilities and rich experience in manufacturing lithium-ion batteries, Exide plans to set-up a multi-gigawatt lithium-ion cell manufacturing facility. Spread out across two popular cell chemistries and three cell formats, this unit shall be uniquely placed to cater to the diverse requirements of customers in India.



**Subir Chakraborty**  
Managing Director & CEO



# Our Business Enablers

Amidst the constant flux in markets, technologies and preferences, our business enablers demonstrate how we create, deliver and capture value.



Digital Transformation



Brand and Customer Engagement



Human Assets

The background features a dark field with a network of glowing green and red nodes connected by thin lines. In the upper right corner, there are several white, parallel, rounded lines that resemble circuit traces or data paths.

**Our business enablers together help us align our priorities and focus, for successfully executing our long-term growth strategies.**

## Digital Transformation Areas

# Crafting intelligent experiences for a **smarter world**

Our digital journey began two years ago and so far, digital processes have infiltrated various critical departments, including the sales and service network, supply chain, project and human resources, among others. This effort is greatly assisting us in harnessing the potential of analytics and automation.

### Key digital transformation areas



Optimising our operations



Improving salesforce efficiency



Channel partner engagement



Enhancing customer loyalty



### Optimising our Operations



We are implementing multiple technologies to optimise our operations and working to digitalise our supply chain with the introduction of Industry 4.0 practices on a pilot basis at our factories. We are also focusing on leveraging technology for a circular economy and are producing future-ready products.



### Continuing the journey of Industry 4.0

Hosur was selected as a pilot plant for Industry 4.0 implementation and it helped us in improving productivity and throughput, reducing maintenance cost and



improving quality. Real-time production monitoring, complete traceability and capturing of machine and process parameters enabled us to fulfill these objectives.

In order to strengthen our manufacturing processes, we have now extended these initiatives to three plants in Maharashtra with the following focus areas –

- Low cost automation to optimise manpower
- Implementation of manufacturing excellence practices like LEAN, waste minimisation, etc
- Proactive emphasis on quality
- Safety First approach

 **Supply Chain Transformation Project**

We have launched a new digital transformation project to manage the end-to-end supply chain. It offers solutions for demand forecasting, production planning, distribution planning, inventory optimisation and procurement planning.

This project has several benefits:

- Reduces inventory and cost-of-carrying charges
- Increases forecasting accuracy
- Ensures matching of production volumes with demand estimates

- Manages an efficient and effective distribution network
- On-time in-full logistics performance to safeguard against any decline in sales figures

We have been restructuring our warehouses to optimise the transportation cost and set up warehouses in suitable areas. To enable this, we deploy advanced technologies that aid in identifying best suited locations through geospatial analysis.



**Improving salesforce efficiency**

Our field-force helps us widen and deepen our customer reach. We use innovative technologies to empower them with curated insights. The digitalisation of the sales function has proved to be a game-changer in terms of tracking performance, identifying target customers and ensuring effective execution of sales strategies.

**Integrating data analytics**

We are improving our salesforce efficiency with digital interventions and integrating data analytics. We have created a data warehouse which

brings together data from multiple sources under one platform. This helps us generate multiple reports, which are used across our sales and marketing verticals.

# Digital Transformation Areas (contd.)



## Outcomes achieved through data integration



**Dashboards for tracking performance**



**Collection of secondary sales data leading to complete transparency**



**Identification of optimum product mix in a region**



**Defined targets and results achieved for business processes**



**Forecasts displaying outlets more inclined to buy with 80% accuracy**



## Channel Partner Engagement

100% of our dealers & sub-dealers are connected through mobile apps and Document Management System (DMS) for ordering, schemes, invoices & secondary billing.

Given the maturity of our network, we have introduced self-service options for any support, order taking & query handling. We are progressing towards a zero-touch order processing with automated replenishment. We are among very few industry players to have done a thorough market mapping exercise to determine category potential and our wallet share.

### Hyper local marketing

As an innovative Company, we keep experimenting with new age solutions. We have piloted hyperlocal marketing for our exclusive dealers. This helps improve Google search rankings for our dealers. As a result, customers searching for nearby battery outlets are automatically directed to dealer addresses. Each dealer has a personalised microsite to promote their store online and feature specific promotional offers available at their outlet.



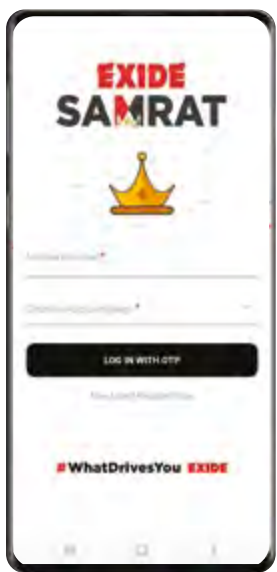


# Building brand loyalty

## Exide Samrat

Exide Samrat is our first-of-its-kind loyalty programme with a large number of mechanics registered. It helps to build brand loyalty and enables us to engage with customers on a regular basis, ensuring that the brand remains on top of the mind for the customer.

**20,000+**  
Mechanics registered



## Exide EDGE

The Industrial division of Exide, as a part of its customer-centric growth strategy, has introduced EDGE - Enhanced Digitally for Greater Excellence, which is a mobile application to connect with industrial customers. The main objective of the initiative is to enhance value creation by directly engaging with end users to elevate the customer experience.

This initiative has reduced the need for manual data collection and tracking throughout the customer's lifetime and has added to the productivity of the frontline sales team.

## Way Forward

We are constructing a marketing automation platform by deploying artificial intelligence. With a comprehensive database, it will help us understand customer habits and preferences easily. It will also equip us to effectively address evolving customer needs, create customer journeys and identify target customers across the lifecycle of a product.

# Brand and Customer Engagement

## Reaching out with a compelling brand appeal

### Our Brands

Exide has an extensive presence in India and in global markets. With our distinct brands, we meet the varied needs of clients from different sectors.



### Revamped brand identity

#### Exide

To foster a consumer focused strategy, we are re-launching our key brands. We are generating synergies between brands with a more emphatic Exide branding. With our revamped brand identity, we strive to further cement our position in a competitive landscape.




Scan here to know more about our new look

### SF Batteries

SF Batteries has established a standard for automobile batteries with its unparalleled power and superior quality. We have unveiled a new SF Brand logo that is more closely associated with battery categories.



### Dynex

Dynex has established a distinct identity in the market and has flourished as a brand over the years. Dynex has now revamped its identity with a new logo and the introduction of a new website. 



# Brand and Customer Engagement (contd.)

## Establishing a formidable brand equity

### Partnering with Royal Challengers Bangalore (RCB)

We partnered with Royal Challengers Bangalore during IPL 2022, for the third straight year as their principal sponsor. Aligned to the franchise philosophy of #PlayBold, we leverage our partnership with RCB to take our brand closer to customers.



Scan here to watch the video

### Strengthening end-user engagement

#### Batmobile

The innovative door-step service for the automotive battery was extended for inverter battery customers under the 'Batmobile Doorstep Service.' A single number for voice call and WhatsApp was introduced, allowing consumers to quickly replace or service their battery with ease and convenience. It is a free service for Exide customers and is available to non-Exide customers as a paid service.



# 674,477\*

Exide Batmobile customer requests in FY 2021-22

\* Including road-assistance and HUPS Home service



Scan here to watch the video

### Our Digital Footprints

[www.exideindustries.com](http://www.exideindustries.com)



**12** Lakh users

**4.7** Million Views

[www.exidecare.com](http://www.exidecare.com)



**25** Lakh users

**16.7** Million Views



Over **23** Million Views



Over **14** Million Views

## Dealer and distribution network

Exide's brand value and end-user experience depends, to a very large extent on its efficient dealer ecosystem, which ensures faster product delivery and hassle-free services to customers.

Our pan-India distribution network also ensures faster service to customers. We have supported our dealers during COVID-19 by establishing a COVID-19 Helpline and extending the COVID-19 hospitalisation insurance policy to around 10,000 dealers. This has helped to foster a closer relationship with them.

For the year under review, we have launched SF Flash Serv that caters to our SF channel partners across India. Going forward, we intend to onboard all Dynex channel partners through an exclusive platform.

**70,000+**

Direct and Indirect Dealers

**75+**

Warehouses and Sales offices

**650+**

Members sales team

**1,750+**

Exide Care Outlets

## Elevating service excellence

### Service 1.0

Exide channel partners across India continue to benefit from Service 1.0 and we have expanded this project to include new territories as well. We have multiple levels of channel partners who go through a six-step process to offer best-in-class services to our customers. If the battery does not operate and is within the warranty period, we arrange for an instant replacement.

### Service 2.0

Our Service 2.0 model catering to vehicular end customers exemplifies our constant emphasis on innovation, a broad geographic footprint and the development of strong relationships with our customers through continuous technological advancements.

Exide has a complete digital ecosystem to capture all customer complaints and monitor TAT across India, while handling 300,000 calls each month.

We have developed a newer service model for upcountry customers, reducing the turnaround time for customers across the country. As an onsite service project, we launched

an e-rickshaw service, which caters to customers in selected regions of the country through our distributors. We are also in the process of continuously developing our after-sales service models to reach every corner of the country.

**Over a six-month scale-up in 100+ cities, we were able to reduce our service TAT to within a few hours.**

**300,000**

Calls handled per month



Wow, what a service! Within few hours I got everything done. Super star to Exide team. Special thanks to Exide Twitter handling team and the customer service agent. High five for your customer service. Keep up your good work.

I could not have imagined that this job could be done within few hours.

**Dr. Kalyan Sarkar**  
Customer



Exide Care Outlet



## Human Assets

# Our talent defines our legacy

Our legacy of more than seven decades has been crafted by our teams and we are committed towards ensuring their wellbeing and empowering them to become future leaders.



# 5,163

Employees



### Learning and Development

We cultivate an agile and collaborative workplace that fosters harmony, innovation, pride and trust among our employees. We are dedicated to their health, happiness and continuous learning and development.

To further drive transformation and development, we implemented Cross-Functional Teams in all key projects with the specific goal of improving problem-solving and collaboration. We have also formed Business Activation Teams to provide sales and service management guidance to front-line employees. We ensure continuous knowledge and skill enhancement by providing regular training through sales and manufacturing academies.

### Performance Management

Our efficient talent management procedures help to build a strong talent pipeline for the organisation. We review employee performance on a regular basis and in order to evaluate them, we have established people's committees at various functional levels. These interventions provide systematic assistance for employee development and career planning.

### Succession Planning

The Apex People committee which constitutes the senior leadership is responsible for succession planning. We have launched a robust 18-month Leadership Development Programme called 'Lead@Exide' for High Potential managers. These employees undergo



a structured learning path consisting of training interventions, assessments and assimilation of learning through project work. These specifically curated programmes are designed to make them future ready and take on strategic positions of authority. We also assign internal coaches to our high potential managers.

## Cultural Building

We are committed to fostering a positive work culture that allows our employees to feel empowered and appreciated. Our people policies are intended to encourage a diverse and inclusive culture, as well as an encouraging and healthy work environment throughout the employee life cycle.

We continue to motivate our employees through a continuous evaluation process and a competitive performance-based incentive. The 'You Did It' and 'Win It Now' platforms for publicly recognising and rewarding top achievers continue to inspire our employees to deliver exceptional work.

For new leaders, we have initiated the 'Assimilation Programme' and assigned senior leaders as guides to help them adapt smoothly within the organisation.

## Exide Leadership Behaviours (ELBs)

Exide strongly believes that sustainable and profitable growth can only be achieved in an organisation that focuses on a performance-driven culture where employees are engaged and empowered to be their best.

To build this transformational work culture, we have launched the ELB Framework, focusing on eight leadership behaviours. These attributes are being cascaded across to the last mile through the Senior Leadership Team and internal promotions. Our key human resource processes are also aligned to ELB.



## Garnering employee feedback

We undertake periodic pulse surveys to address issues such as employee satisfaction, job role, communication and work environment. We ensure that all employee issues are resolved within 48 hours.

## Digitalisation in our HR practices

To develop a future-ready workforce, we have invested and will continue to invest in technology and digitalisation. Our human resource processes have become more agile and transparent as a result of digitalisation. We have also fully digitalised our onboarding journey.

### Our digital platforms

For employee collaboration, we have a social platform called **Exide Jam** that facilitates communication and innovation. **SuccessFactors** is another cloud-based human resource management system that covers everything from Human Resources Information System to employee engagement. We also have **My Game**, an online Exide employee goal and appraisal management system, which continuously tracks employee motivation and performance in alignment with business needs.

We have also launched an **HR Chatbot** to provide all employees a quick guide to our policies and benefits. Our entire learning management system has been digitalised and our digital training platforms enabled Exide employees to be equipped with a wide range of skills that helps to increase productivity.

# Planet and People

## Our ESG approach

With increasing awareness about Environment, Social and Governance (ESG) related challenges and their impact, we at Exide are doing our part by evaluating our impact using a holistic ESG lens. We are placing considerable emphasis towards this end, to shape our reporting priorities, strategy and goals.

As a first step towards our ESG journey, we have collaborated with external agencies to analyse and measure our impact as well as set stringent long-term and medium-term goals across ESG parameters. The same has been highlighted in detail in our 1st Sustainability Report and in the Business Responsibility and Sustainability Report. Our ESG commitments are a crucial component of our overall strategy, deeply ingrained in our priorities with our long-term goals, while our medium-term and short term goals are flexible in responding to the constantly evolving global realities.

### Environment

We are committed to regulate the ecological impact of operations with our Environmental Management System (EMS) implemented in line with the ISO: 14001: 2015 standards. We also conduct internal audits at regular intervals to ensure complete compliance with various national and international environmental regulations. Our operations divert ETP sludge to cement plants, thereby reducing the amount of sludge destined for landfill. We have undertaken efficient water management and conservation initiatives at all our plants and facilities along with meticulous waste segregation to minimise the impact of hazardous waste generated at our facilities.

**8.4%**

Reduction in water intensity per rupee of turnover in FY 2021-22

**1.73 GJ**

Energy intensity per rupee of turnover



### Our Goals

- Increase share of renewable energy to 30% by 2030 and emerge as an industry leader
- Become water neutral by 2030 through a series of programmes aimed at creating positive water balance within operations and the community
- Achieve 100% zero waste to landfill by 2030
- Continue to lower waste generated per unit of output produced in a year
- Continue to introduce green products and reduce carbon footprint
- Achieve net zero GHG emissions by 2050
- Reduce scope 1 and scope 2 emissions by 15% by 2025

[Refer our sustainability report on <https://www.exideindustries.com/investors/annual-reports.aspx> and Business Responsibility and Sustainability Report (BRSR) to know more about our ESG practices]

### Social

As part of our social initiatives, we have dedicated community development programmes focused on healthcare, education and sustainable livelihood generation. In order to nurture a healthy workforce, we also have dedicated employee engagement, learning and development programmes. To treat employees with respect and dignity, we ensure strict adherence to all applicable laws, including the Human Rights Policy.

# 31,250+

Man-hours of training provided

# 0.20

Lost-Time Injury Frequency Rate



### Our Goals

- Maintain zero-fatality, year on year
- Adhere to the highest standards of Human Rights across the value chain
- Continue positive contributions to the community through various CSR initiatives
- Enhance the total quality management score of the organisation
- Continue to focus on customer satisfaction by ensuring efficient Turn-Around-Time for each business

### Governance

We uphold the strictest corporate governance standards and endeavour to create a strong corporate governance system that ensures constant dialogue with stakeholders. We have implemented Code of Conduct, Whistle-blower and Data Security policies to emphasise the importance of corporate ethics. Additionally, we are able to establish a secure working environment owing to our Sexual Harassment Avoidance Redressal Policy.

# Separate

Positions of Chairman & CEO of the Company for more than a decade

# >95%

Average attendance at Board Meetings



### Our Goals

- Continue to maintain highest level of transparency and business integrity
- Uphold and ensure compliance to Company's Code of Conduct & Ethics across the value chain
- Formulate a comprehensive risk management framework to identify and mitigate potential financial and non-financial risks

## Planet and People (contd.)

# Our Corporate Social Responsibility

Futuristic classroom under Exide Akshar



Our commitment to the society is embedded in our unwavering belief that the purpose of our business is to create value for all our stakeholders. Through our CSR interventions we intend to bring about a meaningful and sustainable change to the lives of less endowed individuals, families and communities with the objective of assimilating them with the mainstream. Our CSR interventions are aligned to Sustainable Development Goals and are relatable to 5 major pillars of socio-economic development.

We have implemented robust internal systems and processes to monitor and evaluate performance of projects on a continuous basis. Besides, the CSR committee reviews the progress of projects on a quarterly basis.

Over the last five years, we have spent more than ₹ 100 crore towards various CSR interventions and it has positively impacted more than 15 lakh lives.

In the fiscal year 2021- 22 we have spent more than ₹ 21.09 crore against

### Our key pillars for socio-economic development:



Health



Education



Employability



Empowerment



Environment

our obligation of ₹ 21.06 crore, to benefit more than 2.15 lakh individuals. 80% of our beneficiaries belong to the vulnerable sections of the society.

**2.15+** lakh  
Lives positively impacted

**>80%** beneficiaries  
from marginalized sections

**Exide Aarogya**



We see health and sanitation as one of the key pillars of human development. In partnership with **Yuva Unstoppable**, we implemented **Abhaar Campaign** for the front-line healthcare workers (paramedical staff, nursing assistants, liftmen, ambulance drivers, sweepers, etc.) during the second wave of the COVID-19 pandemic. Kits containing dry ration, immunity boosters and personal protective items were distributed to more than 6,000 COVID-19 warriors across 8 government hospitals and 2 other charitable hospitals in Kolkata. The kits can be used by a family of 5 for over a month. Similar kits were distributed to 1,200 at risk families near our plant in Chinchwad, Pune. We also facilitated distribution of 15,000 meals for slum dwellers of Kolkata during the second wave of the pandemic.

**40,000+**  
Individuals

Benefitted under Abhaar Campaign

Family essential kits distributed



We have also facilitated vaccination (against COVID-19) for communities around our plants in Hosur and Haridwar. This was done in partnership with local hospitals.

Vaccination drive



We supported augmentation of medical facilities in 6 hospitals and one COVID-19 care center near our plants in Haridwar, Roorkee, Talaja, Bawal, Hosur and Mumbai.

In partnership with Young Men's Welfare Association, we have implemented a community based and community owned drinking water project in South 24 Parganas District of West Bengal. The project provided more than 14,000 individuals access to clean drinking water.

**14,000+**  
Individuals  
have access to clean drinking water

**Exide Akshar**



Exide sees education as an important tool to promote vertical socio-economic mobility. In partnership with **Yuva Unstoppable**, we have transformed 37 classrooms in the states of West Bengal, Tamil Nadu and Haryana into futuristic classrooms. These have created a technologically augmented learning environment for students.

In the past, we had helped to improve water and sanitation facilities in 80 schools through our partner Yuva Unstoppable. These schools are spread across the states of West Bengal, Uttarakhand, Maharashtra, Tamil Nadu and Haryana.

**50,000+**  
Students  
benefitting from improved infrastructure

## Planet and People (contd.)

In partnership with Udayan Care, we are supporting and mentoring 150 talented girls from underprivileged families who have completed their education from government schools. These girls were selected through an elaborate assessment including psychometric analysis and are being mentored and supported for 3 years with the objective of not only enabling them to complete their higher education, but also to pave their path for a flourishing career. These girls are provided specialised training for competitive entrance examinations for professional courses like Engineering, Medical Studies, Management Studies, Civil Services Examination, Bank POs etc. The girls also receive various other scholarships and have access to supplementary classes for confidence building and personality development.

### Exide Kaushal



We believe that without proper skills, our society will not be able to reap the benefit of our human capital.

We have provided training and continuous industrial exposure to youths across our plants at Haldia, Shamnagar, Hosur, Bawal, Chinchwad, Talaja and Ahmednagar under the National Apprenticeship Promotion Scheme.

# 1,200+

**Apprentices**  
engaged.

Apprenticeship training



EXIDE has also contributed to various other social welfare schemes (including Exide Saksham and Exide Paryavaran):

- Equipped laboratories
- Upgraded infrastructure of old age homes
- Initiated remedial education for children from slums
- Arranged school buses for girl students
- Distributed tailor-made locomotor device to facilitate entrepreneurial activity for differently abled individuals
- Supported the improvement of urban sewerage facilities
- Ensured holistic development of orphaned children and those from vulnerable socio economic backgrounds.

Distribution of tailor-made locomotor device



# Awards

Received  
**CII Quality Award  
2021-22  
(Jury Award)**

Ranked among India's  
**Top 40 Sustainable  
Companies according  
to the Businessworld  
magazine**

Recognised for  
Excellence in **Energy  
Management as an  
Energy Efficient Unit** by  
**CII National Award** for its  
unit in **Chinchwad**

Recognised for  
sustainability  
efforts by **CII ITC  
Sustainability Award**

Mahindra's Supplier  
**Excellence Award** has  
been awarded to **Exide  
Customer Service.**

Recognised for  
Excellence in **Energy  
Management as an  
Energy Efficient Unit** by  
**CII National Award** for its  
unit in **Shamnagar**



# 10-Year Performance

(In ₹ Crore)

Particulars	2012-13	2013-14	2014-15	2015-16	2016-17	2017-18	2018-19	2019-20	2020-21	2021-22
Sales (Net)	6,071	5,964	6,866	6,848	7,583	9,186	10,588	9,857	10,041	12,382
Operating Profit	790	825	917	1,026	1,082	1,241	1,411	1,365	1,356	1,396
Profit Before Tax (before Exceptional Items)	742	723	798	908	976	1,048	1,130	1,057	1,018	1,025
Exceptional Items	-	-	-	-	-	(42)	108	(22)	-	4,694
Taxation	219	236	252	284	282	338	395	210	260	1,035
Net Profit	523	487	546	624	694	668	844	826	758	4,684
Cash Profit	636	613	685	782	900	914	1,158	1,188	1,138	5,096
Earnings Per Share (₹)	6.15	5.73	6.42	7.35	8.16	7.86	9.93	9.71	8.92	55.11
Dividend Payout*	156	178	220	243	243	246	246	499	170	170
<b>Balance Sheet</b>										
Net Fixed Assets	1,028	1,025	1,168	1,451	1,687	2,192	2,552	2,671	2,872	3,114
Investments	1,640	1,967	1,896	2,698	2,674	1,969	2,199	2,071	3,059	6,043
Current Assets	1,856	1,941	2,317	1,989	2,414	3,236	3,421	3,500	3,698	4,186
<b>Total Assets</b>	<b>4,524</b>	<b>4,933</b>	<b>5,381</b>	<b>6,138</b>	<b>6,775</b>	<b>7,397</b>	<b>8,172</b>	<b>8,242</b>	<b>9,629</b>	<b>13,343</b>
Loans	-	-	18	103	170	-	-	-	-	-
Current Liabilities	1,027	1,120	1,205	1,397	1,486	1,867	2,010	1,844	2,658	2,737
Subtotal	1,027	1,120	1,223	1,500	1,656	1,867	2,010	1,844	2,658	2,737
Deferred Tax Liability	98	105	126	127	155	141	175	102	77	-
Net Worth	3,399	3,708	4,032	4,511	4,964	5,389	5,987	6,296	6,894	10,606
<b>Total Liabilities</b>	<b>4,524</b>	<b>4,933</b>	<b>5,381</b>	<b>6,138</b>	<b>6,775</b>	<b>7,397</b>	<b>8,172</b>	<b>8,242</b>	<b>9,629</b>	<b>13,343</b>
Book Value Per Share (₹)**	39.99	43.62	47.44	53.07	58.40	63.40	70.44	74.07	81.11	124.78
Return on Net Worth (%)	17.2	14.3	14.7	15.5	15.4	13.5	15.7	13.8	11.5	53.5

\*including Dividend Distribution Tax

\*\* At same per value of share

Figures mentioned since 2015-16 are in accordance with the provisions under Ind-AS



# Corporate Information

## Board of Directors

**Mr Bharat Dhirajlal Shah**  
Chairman & Independent Director

**Mr R.B. Raheja**  
Vice Chairman & Non-Executive Non-Independent Director

**Mr Subir Chakraborty**  
Managing Director & Chief Executive Officer

**Mr Arun Mittal**  
Director - Automotive

**Mr Asish Kumar Mukherjee**  
Director - Finance & Chief Financial Officer

**Mr Avik Roy**  
Director-Industrial

**Mr Sudhir Chand**  
Independent Director  
(till July 21, 2022)

**Ms Mona N. Desai**  
Independent Director

**Mr Surin Kapadia**  
Independent Director

**Mr Sridhar Gorthi**  
Additional Director  
(Category: Independent)  
(appointed w.e.f. July 29, 2022)

## Company Secretary

**Mr Jitendra Kumar**

## Board Committees

### Audit Committee

Mr Surin Kapadia - Chairman  
Ms Mona N. Desai  
Mr Sridhar Gorthi

### Nomination & Remuneration Committee

Mr Surin Kapadia - Chairman  
Ms Mona N. Desai  
Mr R.B. Raheja

## Corporate Social Responsibility Committee

Mr Bharat Dhirajlal Shah - Chairman  
Ms Mona N Desai  
Mr Subir Chakraborty  
Mr Avik Roy

## Stakeholders Relationship Committee

Ms Mona N Desai - Chairperson  
Mr Subir Chakraborty  
Mr Asish Kumar Mukherjee

## Risk Management Committee

Mr Surin Kapadia - Chairman  
Mr Subir Chakraborty  
Mr Asish Kumar Mukherjee  
Mr Arun Mittal  
Mr Avik Roy

## Banking Operations Committee

Mr Subir Chakraborty - Chairman  
Mr Asish Kumar Mukherjee  
Mr Arun Mittal

## Share Transfer Committee

Mr Subir Chakraborty - Chairman  
Mr Asish Kumar Mukherjee  
Mr Jitendra Kumar

## Executive Committee

Mr Subir Chakraborty  
Mr Asish Kumar Mukherjee  
Mr Arun Mittal  
Mr Arnab Saha  
Dr Dipak Sen Choudhury  
Mr Avik Roy  
Mr Ranjan Sarkar  
Mr Jitendra Kumar

## Statutory Auditor

B S R & Co. LLP  
Chartered Accountants  
Godrej Waterside, Unit No. 603  
6th Floor, Tower-1, Plot No. 5  
Block-DP, Sector-V, Salt Lake  
Kolkata 700 091

## Cost Auditor

M/s Mani & Co.  
Cost Accountants  
'Ashoka' 111, Southern Avenue  
Kolkata 700 029

## Secretarial Auditor

M/s Anjan Kumar Roy & Co.  
GR1, Gouri Bhaban, 28A,  
Gurupada Halder Rd,  
Kolkata 700026

## Bankers

The Hongkong and Shanghai  
Banking Corporation Limited  
State Bank of India  
Standard Chartered Bank  
Citibank N.A.  
BNP Paribas  
HDFC Bank Limited  
ICICI Bank Limited  
Axis Bank Limited  
Yes Bank Limited  
IndusInd Bank Limited  
Kotak Mahindra Bank Limited

## Registrar and Share Transfer Agent

C B Management Services (P) Ltd.  
P-22, Bondel Road, Kolkata- 700 019  
Phone: (033) 4011-6700/6729  
Fax: (033) 4011 6739  
CIN: U7140WB1994PTC062959  
E-mail: rta@cbmsl.com  
Website: www.cbmsl.com

## Registered Office

Exide House  
59E, Chowringhee Road,  
Kolkata 700 020  
Phone: (033) 23023400/2283 2118/2171  
Fax: (033) 22832637  
CIN: L31402WB1947PLC014919  
E-mail: exideindustriestlimited@exide.co.in  
Website: www.exideindustries.com

# Notice of the 75<sup>th</sup> Annual General Meeting

**NOTICE** is hereby given that the 75<sup>th</sup> Annual General Meeting of the Members of the Company will be held on Thursday, September 22, 2022 at 10.30 A.M. through video conferencing/other audio visual means (“VC”) to transact the following business:

## ORDINARY BUSINESS

1. To receive, consider and adopt the audited financial statements (including audited consolidated financial statements) for the financial year ended March 31, 2022 and the Reports of the Board of Directors (“the Board”) and the Auditors thereon.
2. To confirm the payment of interim dividend paid during the financial year ended March 31, 2022.
3. To appoint a Director in place of Mr. Arun Mittal (DIN: 00412767) who retires by rotation and, being eligible, offers himself for reappointment.
- 4. Reappointment of M/s. B S R & Co. LLP, Chartered Accountants, as Statutory Auditor of the Company**

To consider and if thought fit, to pass the following resolution as an **Ordinary Resolution**:

“**RESOLVED THAT** pursuant to the provisions of Sections 139, 142 and other applicable provisions, if any, of the Companies Act, 2013, read with the Companies (Audit and Auditors) Rules, 2014 (including any statutory modification(s), variation or re-enactment thereof) and pursuant to the recommendations of the Audit Committee and Board of Directors of the Company, M/s. B S R & Co. LLP, Chartered Accountants (Firm Registration No. 101248W/W-100022), be and is hereby reappointed as Statutory Auditor of the Company, to hold office for a second term of five consecutive years from the conclusion of this 75<sup>th</sup> Annual General Meeting until the conclusion of the 80<sup>th</sup> Annual General Meeting of the Company to be held in the year 2027, at such remuneration as may be decided by the Board of Directors of the Company in consultation with the Statutory Auditor of the Company;

**RESOLVED FURTHER THAT** the Board of Directors of the Company be and are hereby authorized to decide and/or alter the terms and conditions of the appointment including the remuneration for subsequent financial years as it may deem fit.”

## SPECIAL BUSINESS

### 5. Reappointment of Mr. Surin Shailesh Kapadia as an Independent Director of the Company

To consider and if thought fit, to pass the following resolution as a **Special Resolution**:

“**RESOLVED THAT** pursuant to the provisions of Sections 149, 152 read with Schedule IV and other relevant provisions of the Companies Act, 2013 (“the Act”) and Rules made thereunder, the relevant provisions of the Securities and Exchange Board of India (Listing Obligations and Disclosure Requirements) Regulations, 2015 (“SEBI Listing Regulations”) (including any statutory modification(s) or re-enactment(s) thereof, for the time being in force), the Articles of Association of the Company, approval and recommendation of the Nomination and Remuneration Committee, and that of the Board, Mr. Surin Shailesh Kapadia (DIN: 00770828), who has given his consent for the reappointment and has submitted a declaration that he meets the criteria for independence as provided under the Act and the SEBI Listing Regulations and holds office as an Independent Director upto October 24, 2022 be and is hereby reappointed as an Independent Director, not liable to retire by rotation, for a second term of five (5) consecutive years commencing from October 25, 2022 upto October 24, 2027;

**RESOLVED FURTHER THAT** the Board be and is hereby authorized to delegate all or any of the powers to any Committee of Directors with power to further delegate to any other officer(s) / authorized representative(s) of the Company to do all acts, deeds and things and take all such steps as may be necessary, proper or expedient to give effect to this resolution.”

### 6. Appointment of Mr. Sridhar Gorthi as an Independent Director of the Company

To consider and if thought fit, to pass the following resolution as a **Special Resolution**:

“**RESOLVED THAT** pursuant to the provisions of Sections 149, 150 and 152 read with Schedule IV and other relevant provisions of the Companies Act, 2013 (“the Act”) and Rules made thereunder, the relevant provisions of the Securities and Exchange Board of India (Listing Obligations and Disclosure Requirements)

Regulations, 2015 ("SEBI Listing Regulations") (including any statutory modification(s) or re-enactment(s) thereof, for the time being in force), the Articles of Association of the Company, approval and recommendation of the Nomination and Remuneration Committee, and that of the Board, Mr. Sridhar Gorthi (DIN: 00035824) who was appointed as an Additional Director of the Company with effect from July 29, 2022 pursuant to Section 161 of the Act and who has submitted a declaration that he meets the criteria of Independence as provided under the Act and the SEBI Listing Regulations, be and is hereby appointed as an Independent Director of the Company to hold office for a term of 5 (five) consecutive years commencing from July 29, 2022 upto July 28, 2027;

**RESOLVED FURTHER THAT** the Board be and is hereby authorized to delegate all or any of the powers to any Committee of Directors with power to further delegate to any other officer(s) / authorized representative(s) of the Company to do all acts, deeds and things and take all such steps as may be necessary, proper or expedient to give effect to this resolution."

#### 7. To approve revision in the limit of remuneration payable to Non-Executive Directors by way of Commission

To consider and if thought fit, to pass the following resolution as an **Ordinary Resolution**:

**"RESOLVED THAT** in supersession of the resolution passed by the Members at its Annual General Meeting held on August 03, 2019 and pursuant to the provisions of Sections 149, 197, 198, read with Schedule V and all other applicable provisions of the Companies Act, 2013 ("Act"), the Companies (Appointment and Remuneration of Managerial Personnel) Rules, 2014 and Securities and Exchange Board of India (Listing Obligations and Disclosure Requirements) Regulations, 2015 ("SEBI Listing Regulations") (including any statutory modification(s) or re-enactment thereof, for the time being in force), the Articles of Association of the Company and subject to such other approvals/permissions as may be necessary, consent of the Company be and is hereby accorded for payment of remuneration by way of commission upto 1% (one per cent) of the net profits of the Company to the Non-Executive Directors of the Company, provided that such total amount of Commission payable in any financial year shall not exceed ₹ 2,50,00,000/- (Rupees Two Crore Fifty Lakh only) per annum, with effect from April 01, 2022 in addition to the sitting fees and

reimbursement of expenses for attending the meetings of the Board of Directors or any Committee thereof and such Commission shall be distributed amongst the Non-Executive Directors, or some or any of them, in such proportion or in such manner as may be decided by the Board of Directors or a Committee thereof from time to time;

**RESOLVED FURTHER THAT** the total overall managerial remuneration payable to all the Directors of the Company in any financial year shall not exceed the limits prescribed under Section 197 and other applicable provisions of the Act;

**RESOLVED FURTHER THAT** the Board of Directors of the Company, including any Committee thereof, be and is hereby authorised with power to further delegate to any other officer(s) / authorized representative(s) of the Company to do all such acts, deeds and things as may be considered necessary to give effect to the aforesaid resolution."

#### 8. To ratify payment of remuneration to Cost Auditor for financial year 2022-23

To consider and if thought fit, to pass the following resolution as an **Ordinary Resolution**:

**"RESOLVED THAT** pursuant to the provisions of Section 148 and other applicable provisions, if any, of the Companies Act, 2013 and the Rules made thereunder (including any statutory modification(s) or re-enactment thereof, for the time being in force) the remuneration payable to M/s Mani & Co., Cost Accountants (Registration no. 000004) who have been appointed by the Board of Directors as Cost Auditors for audit of the Cost Records of the products manufactured by the Company for the financial year ending March 31, 2023 on a remuneration of ₹ 10,00,000/- (Rupees Ten Lakh only) plus out of pocket expenses and applicable taxes, be and is hereby ratified."

By Order of the Board

Sd/-

**Jitendra Kumar**

Company Secretary and

President (Legal & Corporate Affairs)

ACS No. 11159

Place: Mumbai

Date: July 29, 2022

## NOTES

1. The Ministry of Corporate Affairs, Government of India (the "MCA") vide its General Circulars No. 14/2020, No. 17/2020, No. 20/2020 and No. 02/2021 dated April 8, 2020, April 13, 2020, May 5, 2020 and January 13, 2021 respectively and by General Circular No. 2/2022 dated May 5, 2022 (hereinafter, collectively referred as the "MCA Circulars") read with the SEBI Circulars No. SEBI/HO/CFD/CMD1/CIR/P/2020/79, No. SEBI/HO/CFD/CMD2/CIR/P/2021/11 and No. SEBI/HO/CFD/CMD2/CIR/P/2022/62 dated May 12, 2020, January 15, 2021 and May 13, 2022 respectively (hereinafter, collectively referred as the "SEBI Circulars" and together with the MCA Circulars referred as the "Circulars") has allowed companies to conduct their annual general meetings through Video Conferencing ("VC") or Other Audio Visual Means ("OAVM"), thereby, dispensing with the requirement of physical attendance of the members at their AGMs and accordingly, the 75<sup>th</sup> Annual General Meeting (the "AGM" or the "75<sup>th</sup> AGM" or the "Meeting") of Exide Industries Limited (the "Company") will be held through VC or OAVM in compliance with the Circulars, the relevant provisions of the Companies Act, 2013 (as amended) (the "Act") and the rules made thereunder and the SEBI (Listing Obligations and Disclosure Requirements) Regulations, 2015 (as amended) (the SEBI Listing Regulations). Members attending the AGM through VC or OAVM shall be counted for the purpose of reckoning the quorum under Section 103 of the Act. The registered office of the Company shall be deemed to be the venue of the AGM.
2. In terms of the MCA Circulars since the physical attendance of Members have been dispensed with, there is no requirement of appointment of proxies. Accordingly, the facility of appointment of proxies by Members under Section 105 of the Companies Act, 2013 ("the Act") will not be available for the 75<sup>th</sup> AGM and hence the Proxy Form, Attendance Slip and route map of the AGM are not annexed to this Notice.
3. Members of the Company under the category of Institutional Investors are encouraged to attend and vote at the AGM through VC/OAVM. Institutional/Corporate members are requested to send a duly certified copy of the Board Resolution authorizing their representative to attend AGM through VC/OAVM on its behalf and vote through e-Voting. The said Resolution/Authorization shall be sent to the Scrutinizer by email through its registered email address to [aklabhcs@gmail.com](mailto:aklabhcs@gmail.com) with a copy marked to [evoting@nsdl.co.in](mailto:evoting@nsdl.co.in).
4. The Members can join the AGM in the VC/OAVM mode 30 minutes before the scheduled time of the commencement of the Meeting by following the procedure mentioned in the Notice. The facility of participation at the AGM through VC/OAVM will be made available for 1000 members on first come first serve basis. This will not include large Shareholders (Shareholders holding 2% or more shareholding), Promoters, Institutional Investors, Directors, Key Managerial Personnel, the Chairpersons of the Audit Committee, Nomination and Remuneration Committee and Stakeholders Relationship Committee, Auditors etc. who are allowed to attend the AGM without restriction on account of first come first served basis.
5. The attendance of the members attending the AGM through VC/OAVM will be counted for the purpose of reckoning the quorum under Section 103 of the Act.
6. The Notice and Annual report 2022 is also available on the website of the Company at [www.exideindustries.com](http://www.exideindustries.com), website of the Stock Exchanges i.e. BSE Limited and National Stock Exchange of India Limited at [www.bseindia.com](http://www.bseindia.com) and [www.nseindia.com](http://www.nseindia.com) respectively and the AGM Notice is also available on the website of NSDL i.e. [www.evoting.nsdl.com](http://www.evoting.nsdl.com).
7. The relevant details pursuant to Regulations 36(3) of the SEBI Listing Regulations and Secretarial Standard on General Meetings (SS-2) issued by the Institute of Company Secretaries of India, in respect of Director seeking appointment/re-appointment at this AGM is annexed.  
  
The Explanatory Statement pursuant to Section 102(1) of the Companies Act, 2013 in respect of the Special Business to be transacted at the meeting is also annexed hereto.
8. All the documents referred to in the accompanying Notice and Explanatory Statements will be available for inspection in electronic mode from date of circulation of this Notice up to the date of AGM. Members can inspect the same by sending an email to [cosec@exide.co.in](mailto:cosec@exide.co.in).
9. The Register of Directors and Key Managerial Personnel and their shareholding, maintained under Section 170 of the Act, and the Register of Contracts or Arrangements in which the directors are interested, maintained under Section 189 of the Act, will be available electronically for inspection by the Members during the AGM. Members seeking to inspect such documents can send an email to [cosec@exide.co.in](mailto:cosec@exide.co.in)

10. Members can submit questions in advance with regard to the financial statements or any other matter to be placed at the 75<sup>th</sup> AGM, from their registered email address, mentioning their name, DP ID & Client ID number /folio number and mobile number, to reach the Company's email address at **cosec@exide.co.in** on or before September 15, 2022. Such questions by the Members shall be taken up during the meeting and replied by the Company suitably.
11. Members, who would like to ask questions during the AGM with regard to the financial statements or for matters to be placed at the AGM, need to register themselves as a speaker by sending their request from their registered email address mentioning their name, DP ID & Client ID number/folio number and mobile number, to reach the Company's email address at **cosec@exide.co.in** on or before September 15, 2022. Those members who have registered themselves as a speaker shall be allowed to ask questions during the 75<sup>th</sup> AGM, depending upon the availability of time. The Company reserves the right to restrict the number of questions and number of speakers, as appropriate for smooth conduct of the AGM.
12. Members are requested to contact the Company's Registrar & Share Transfer Agent (RTA), C B Management Services (P) Limited, P-22 Bondel Road, Kolkata – 700 019 (Phone No. [033] 4011 6700/4011 6725/4011 6729/4011 6742; Fax No. [033] 4011 6739; email id: **rta@cbmsl.com**) for reply to their queries/redressal of complaints, if any, or contact Ms. Seema Bajaj/ Ms. Atreyee Mukherjee at the registered office of the Company (Phone +91 33 2302 3400, Email: **cosec@exide.co.in**).
13. Members wishing to claim dividends that remain unclaimed are requested to correspond with the RTA as mentioned above, or with the Company Secretary, at the Company's registered office or at **cosec@exide.co.in**. The detailed dividend history and due dates for transfer of Unclaimed Dividend to IEPF are provided in the Report on Corporate Governance and is also available on the website of the Company under "Investors" section at <https://www.exideindustries.com/investors/unclaimed-dividends.aspx>.
14. Members are requested to note that dividends that are not claimed/encashed for a period of seven years from the date of transfer to the Company's Unpaid Dividend Account, are liable to be transferred to the Investor Education and Protection Fund (IEPF). Further, all the shares on which dividend remains unclaimed for seven consecutive years shall be transferred to the IEPF Authority as per Section 124 of the Act, read with applicable IEPF (Accounting, Audit, Transfer and Refund) Rules 2016, as amended, from time to time. The details of the unpaid/unclaimed dividend amounts lying with the Company as on March 31, 2021 are available on the website of the Company at <https://www.exideindustries.com/investors/unclaimed-dividends.aspx> and on the website of Ministry of Corporate Affairs (MCA).
15. The due date for transferring the final dividend and corresponding shares for the financial year ended March 31, 2015 and the interim dividend for the financial year ended March 31, 2016 and corresponding shares are September 06, 2022 and December 04, 2022 respectively. Members are requested to ensure that they claim the dividends and shares referred above, before they are transferred to the said Fund.  
  
Members/claimants whose shares, unclaimed dividend, have been transferred to the IEPF Demat Account or the Fund, as the case may be, may claim the shares and/or apply for refund by making an application to the IEPF Authority in Form IEPF-5 (available on <http://www.iepf.gov.in>) along with requisite fee as decided by the IEPF Authority from time to time.
16. Members holding shares in demat mode are hereby informed that bank particulars registered with their respective Depository Participants (DPs), with whom they maintain their demat accounts, will be used by the Company for the payment of dividend. Members holding shares in demat mode are requested to intimate any change in their address and/or bank mandate to their DPs only, as the Company or its RTA cannot act on any request received directly on the same.
17. In order to enhance the ease of doing business for investors in the securities market, SEBI vide its Circular No. SEBI/HO/MIRSD/MIRSD\_RTAMB/P/CIR/2021/655 dated November 3, 2021, read together with the SEBI Circular No. SEBI/HO/MIRSD/MIRSD\_RTAMB/P/CIR/2021/687 dated December 14, 2021 (hereinafter, collectively referred as the "SEBI KYC Circulars") mandated furnishing of PAN, full KYC details and Nomination by the holders of physical securities. The Company has intimated the concerned security holders about the folios which are incomplete in terms of the SEBI KYC Circulars. Members holding shares in physical form are requested to submit their PAN, KYC details and Nomination details by sending a duly filled and signed Form ISR-1 to C B Management Services (P) Ltd. (Unit: Exide Industries Limited) P-22 Bondel Road, Kolkata 700019, Telephone No: 033 4011 6700 or by email to **rta@cbmsl.com** from their

registered email id. You may upload the digitally signed forms and update the above details directly on the portal of RTA i.e. <http://www.cbmsl.com/investor-parlour>. The said forms can be downloaded from the website of the Company at <https://www.exideindustries.com/investors/forms.aspx> or from the website of our RTA at <http://www.cbmsl.com/services/details/sebi-download-forms>.

18. The folios wherein the above details are not available shall be frozen in the manner and timelines given in the SEBI KYC Circulars. Further, in terms of the SEBI KYC Circulars, the securities in the frozen folios shall be eligible for payment including dividend only through electronic mode, in the manner and timelines given therein. The payment shall be made electronically upon complying with the relevant requirements of the SEBI KYC Circulars. Accordingly, Members are hereby requested to kindly comply with the SEBI KYC Circulars.

19. Regulation 40 of the SEBI Listing Regulations, as amended, mandates that transfer, transmission and transposition of securities of listed companies held in physical form shall be effected only in demat mode. Further, SEBI, vide its Circular dated January 25, 2022, has clarified that listed companies, with immediate effect, shall issue the securities only in demat mode while processing investor service requests pertaining to issuance of duplicate shares, exchange of shares, endorsement, sub-division/consolidation of share certificates, etc.

The securities holder/claimant are, accordingly, required to submit duly filled-up Form ISR-4, the format of which along with the said SEBI Circular dated January 25, 2022, can be downloaded from the Company's website, i.e. [www.exideindustries.com](http://www.exideindustries.com). Members holding shares in physical form are, accordingly, requested to consider converting their holding to dematerialized form.

20. Non-Resident Indian Members are requested to inform the Company/RTA (if shareholding is in physical mode) / respective DPs (if shareholding is in demat mode), immediately of:

- a) Change in their residential status on return to India for permanent settlement; and
- b) Particulars of their bank account maintained in India with account type, account number and name and address of the bank with pin code number, if not furnished earlier.

21. In accordance with the MCA and SEBI circulars, the annual report is being sent in electronic mode to Members whose e-mail address is registered with the

Company or the Depository Participant(s) unless the Members have registered their request for the hard copy of the same. Members who have not updated their email addresses may follow the detailed process at point no. 22 to register their email id and obtain the Annual report.

22. Instructions for e-Voting and joining the AGM are as follows:

#### A. VOTING THROUGH ELECTRONIC MEANS

- i. Pursuant to the provisions of Section 108 of the Act read with Rule 20 of the Companies (Management and Administration) Rules, 2014 (as amended), Regulation 44 of SEBI Listing Regulations (as amended) and in terms of SEBI vide circular no. SEBI/HO/CFD/CMD/CIR/P/2020/242 dated December 09, 2020 in relation to e-Voting facility provided by Listed Entities, the Members are provided with the facility to cast their vote electronically, through the e-Voting services provided by NSDL, on all the resolutions set forth in this Notice. The instructions for e-Voting are given herein below.
- ii. The remote e-Voting period commences on **Monday, September 19, 2022 (9.00 AM IST) and ends on Wednesday, September 21, 2022 (5.00 PM IST)**. During this period, members holding shares either in physical or dematerialized form, **as on cut-off date, i.e. as on Thursday, September 15, 2022** may cast their votes electronically. The e-Voting module will be disabled by NSDL for voting thereafter. A member will not be allowed to vote again on any resolution on which vote has already been cast.
- iii. The voting rights of members shall be proportionate to their share of the paid-up equity share capital of the Company as on the cut-off date. A person who is not a Member as on the cut-off date should treat this Notice of AGM for information purpose only.
- iv. In addition, the facility for voting through electronic voting system shall also be made available during the AGM. Members attending the AGM who have not cast their vote by remote e-Voting shall be eligible to cast their vote through e-Voting during the AGM. Members who have voted through remote e-Voting shall be eligible to attend the AGM, however, they shall not be eligible to vote at the meeting.
- v. Any person holding shares in physical form and non-individual shareholders, who acquires shares of the Company and becomes a Member of the Company after sending of the Notice and holding

shares as on the cut-off date, may obtain the login ID and password by sending a request at **evoting@nsdl.co.in**. However, if he / she is already registered with NSDL for remote e-Voting then he /she can use his / her existing User ID and password for casting the vote. In case of Individual Shareholders holding securities in demat mode and who acquires shares of the Company and becomes a Member of the Company after sending of the Notice and holding shares as on the cut-off date may follow steps mentioned below under "Login method for remote e-Voting and joining virtual meeting for Individual shareholders holding securities in demat mode."

- vi. Mr. A K Labh, Practicing Company Secretary (FCS-4848/ CP-3238) of M/s A. K. Labh & Co., Company Secretaries (email id: [aklabhcs@gmail.com](mailto:aklabhcs@gmail.com)) of 40, Weston Street, 3<sup>rd</sup> Floor, Kolkata 700 013 has been appointed as Scrutinizer to scrutinize the entire e-Voting in a fair and transparent manner.
- vii. The results on the resolutions will be declared not later than 48 hours of conclusion of the AGM or any adjournment thereof. The declared results along with the Scrutinizer's Report will be available on the Company's website at [www.exideindustries.com](http://www.exideindustries.com) and on the website of NSDL at [www.evoting.nsdl.com](http://www.evoting.nsdl.com) and will also be forwarded to the Stock Exchanges where the Company's shares are listed. Subject to receipt of requisite number of votes, the

resolutions set out in the Notice shall be deemed to be passed on the date of the AGM.

### How do I vote electronically using NSDL e-Voting system?

*The way to vote electronically on NSDL e-Voting system consists of "Two Steps" which are mentioned below.*

Step 1: Access to NSDL e-Voting system

Step 2: Cast your vote electronically and join virtual meeting on NSDL e-Voting system

#### Step 1: Access to NSDL e-Voting system

##### A) Login method for e-Voting and joining virtual meeting for Individual shareholders holding securities in demat mode

In terms of SEBI circular dated December 09, 2020 on e-Voting facility provided by Listed Companies, Individual shareholders holding securities in demat mode are allowed to vote through their demat account maintained with Depositories and Depository Participants. Shareholders are advised to update their mobile number and email Id in their demat accounts in order to access e-Voting facility.

Login method for Individual shareholders holding securities in demat mode is given below:

Type of shareholders	Login Method
Individual Shareholders holding securities in demat mode with NSDL.	<p><b>A. NSDL IDeAS facility</b></p> <ol style="list-style-type: none"> <li>1. If you are already registered for <b>NSDL IDeAS facility</b>, please visit the e-Services website of NSDL. Open web browser by typing the following URL: <a href="https://eservices.nsdl.com/">https://eservices.nsdl.com/</a> either on a Personal Computer or on a mobile.</li> <li>2. Once the home page of e-Services is launched, click on the "<b>Beneficial Owner</b>" icon under "<b>Login</b>" which is available under "<b>IDeAS</b>" section.</li> <li>3. A new screen will open. You will have to enter your User ID and Password. After successful authentication, you will be able to see e-Voting services.</li> <li>4. Click on "<b>Access to e-Voting</b>" under e-Voting services and you will be able to see e-Voting page.</li> <li>5. Click on options available against company name or <b>e-Voting service provider - NSDL</b> and you will be re-directed to NSDL e-Voting website for casting your vote during the remote e-Voting period or joining virtual meeting &amp; voting during the meeting.</li> </ol> <p><b>If the user is not registered for IDeAS e-Services, follow below steps:</b></p> <ol style="list-style-type: none"> <li>1. Option to register is available at <a href="https://eservices.nsdl.com">https://eservices.nsdl.com</a></li> <li>2. Select "<b>Register Online for IDeAS</b>" Portal or click at <a href="https://eservices.nsdl.com/SecureWeb/IdeasDirectReg.jsp">https://eservices.nsdl.com/SecureWeb/IdeasDirectReg.jsp</a></li> <li>3. Please follow steps given from Point 1 to 5</li> </ol>

Type of shareholders	Login Method
	<p><b>B. e-Voting website of NSDL</b></p> <ol style="list-style-type: none"> <li>1. Visit the e-Voting website of NSDL. Open web browser by typing the following URL: <a href="https://www.evoting.nSDL.com/">https://www.evoting.nSDL.com/</a> either on a Personal Computer or on a mobile.</li> <li>2. Once the home page of e-Voting system is launched, click on the icon “Login” which is available under ‘Shareholder/Member’ section.</li> <li>3. A new screen will open. You will have to enter your User ID (i.e. your sixteen digit demat account number held with NSDL), Password/OTP and a Verification Code as shown on the screen.</li> <li>4. After successful authentication, you will be redirected to NSDL Depository site wherein you can see e-Voting page. Click on options available against company name or <b>e-Voting service provider - NSDL</b> and you will be redirected to e-Voting website of NSDL for casting your vote during the remote e-Voting period or joining virtual meeting &amp; voting during the meeting.</li> </ol>
Individual Shareholders holding securities in demat mode with CDSL	<ol style="list-style-type: none"> <li>1. Existing users who have opted for Easi / Easiest, they can login through their user id and password. Option will be made available to reach e-Voting page without any further authentication. The URL for users to login to Easi / Easiest are <a href="https://web.cdslindia.com/myeasi/home/login">https://web.cdslindia.com/myeasi/home/login</a> or <a href="http://www.cdslindia.com">www.cdslindia.com</a> and click on New System Myeasi.</li> <li>2. After successful login of Easi/Easiest the user will also be able to see the E Voting Menu. The Menu will have links of <b>e-Voting service provider i.e. NSDL</b>. Click on <b>NSDL</b> to cast your vote.</li> <li>3. If the user is not registered for Easi/Easiest, option to register is available at <a href="https://web.cdslindia.com/myeasi/Registration/EasiRegistration">https://web.cdslindia.com/myeasi/Registration/EasiRegistration</a></li> <li>4. Alternatively, the user can directly access e-Voting page by providing demat Account Number and PAN No. from a link in <a href="http://www.cdslindia.com">www.cdslindia.com</a> home page. The system will authenticate the user by sending OTP on registered Mobile &amp; Email as recorded in the demat Account. After successful authentication, user will be provided links for the respective ESP i.e. <b>NSDL</b> where the e-Voting is in progress.</li> </ol>
Individual Shareholders (holding securities in demat mode) login through their depository participants	<ol style="list-style-type: none"> <li>1. You can also login using the login credentials of your demat account through your Depository Participant registered with NSDL/CDSL for e-Voting facility.</li> <li>2. Once login, you will be able to see e-Voting option. Once you click on e-Voting option, you will be redirected to NSDL/CDSL Depository site after successful authentication, wherein you can see e-Voting feature.</li> <li>3. Click on options available against company name or <b>e-Voting service provider-NSDL</b> and you will be redirected to e-Voting website of NSDL for casting your vote during the remote e-Voting period or joining virtual meeting &amp; voting during the meeting.</li> </ol>

**Important note:** Members who are unable to retrieve User ID/ Password are advised to use Forget User ID and Forget Password option available at abovementioned website.

Helpdesk for Individual Shareholders holding securities in demat mode for any technical issues related to login through Depository i.e. NSDL and CDSL.

Login type	Helpdesk details
Individual Shareholders holding securities in demat mode with NSDL	Members facing any technical issue in login can contact NSDL helpdesk by sending a request at <b>evoting@nsdl.co.in</b> or call at toll free no.: 1800 1020 990 and 1800 22 44 30
Individual Shareholders holding securities in demat mode with CDSL	Members facing any technical issue in login can contact CDSL helpdesk by sending a request at <b>helpdesk.evoting@cdslindia.com</b> or contact at 022- 23058738 or 022-23058542/43



## B) Login method for shareholders other than Individual shareholders holding securities in demat mode and shareholders holding securities in physical mode.

### How to Log-in to NSDL e-Voting website?

1. Visit the e-Voting website of NSDL. Open web browser by typing the following URL: <https://www.evoting.nsdl.com/> either on a Personal Computer or on a mobile phone.
2. Once the home page of e-Voting system is launched, click on the icon "Login" which is available under 'Shareholder/Member' section.
3. A new screen will open. You will have to enter your User ID, your Password/OTP and a Verification Code as shown on the screen.

*Alternatively, if you are registered for NSDL eservices i.e. IDeAS, you can log-in at <https://eservices.nsdl.com/> with your existing IDeAS login. Once you log-in to NSDL eservices after using your log-in credentials, click on e-Voting and you can proceed to Step 2 i.e. Cast your vote electronically on NSDL e-Voting system.*

4. Your User ID details are given below:

Manner of holding shares i.e. Demat (NSDL or CDSL) or Physical	Your User ID is:
a) For Members who hold shares in demat account with NSDL.	8 Character DP ID followed by 8 Digit Client ID For example if your DP ID is IN300*** and Client ID is 12***** then your user ID is IN300***12*****.
b) For Members who hold shares in demat account with CDSL.	16 Digit Beneficiary ID For example if your Beneficiary ID is 12***** then your user ID is 12*****.
c) For Members holding shares in Physical Form.	EVEN Number followed by Folio Number registered with the company For example if folio number is 001*** and EVEN is ***** then user ID is *****001***

5. Password details for shareholders other than Individual shareholders are given below:
  - a) If you are already registered for e-Voting, then you can use your existing password to login and cast your vote.
  - b) If you are using NSDL e-Voting system for the first time, you will need to retrieve the 'initial password' which was communicated to you. Once you retrieve your 'initial password', you need to enter the 'initial password' and the system will force you to change your password.
    - i. If your email ID is registered in your demat account or with the company, your 'initial password' is communicated to you on your email ID. Trace the email sent to you from NSDL from your mailbox. Open the email and open the attachment i.e. a .pdf file. Open the .pdf file. The password to open the .pdf file is your 8 digit client ID for NSDL account, last 8 digits of client ID for CDSL account or folio number for shares held in physical form. The .pdf file contains your 'User ID' and your 'initial password'.
    - ii. If your email ID is not registered, please follow instructions mentioned below in this notice
  - c) How to retrieve your 'initial password'?
    - i. If your email ID is registered in your demat account or with the company, your 'initial password' is communicated to you on your email ID. Trace the email sent to you from NSDL from your mailbox. Open the email and open the attachment i.e. a .pdf file. Open the .pdf file. The password to open the .pdf file is your 8 digit client ID for NSDL account, last 8 digits of client ID for CDSL account or folio number for shares held in physical form. The .pdf file contains your 'User ID' and your 'initial password'.
6. If you are unable to retrieve or have not received the "Initial password" or have forgotten your password:
  - a) Click on "**Forgot User Details/ Password?**"(If you are holding shares in your demat account with NSDL or CDSL) option available on [www.evoting.nsdl.com](https://www.evoting.nsdl.com/).

- b) **Physical User Reset Password?** (If you are holding shares in physical mode) option available on [www.evoting.nsdl.com](http://www.evoting.nsdl.com).
  - c) If you are still unable to get the password by aforesaid two options, you can send a request at [evoting@nsdl.co.in](mailto:evoting@nsdl.co.in) mentioning your demat account number/folio number, your PAN, your name and your registered address etc.
  - d) Members can also use the OTP (One Time Password) based login for casting the votes on the e-Voting system of NSDL.
7. After entering your password, tick on Agree to “Terms and Conditions” by selecting on the check box.
  8. Now, you will have to click on “Login” button.
  9. After you click on the “Login” button, Home page of e-Voting will open.

### **Step 2: Cast your vote electronically and join Annual General Meeting on NSDL e-Voting system.**

1. After successful login at Step 1, you will be able to see all the companies “EVEN” in which you are holding shares and whose voting cycle and General Meeting is in active status.
2. Select “EVEN” of EXIDE INDUSTRIES LIMITED which is 120784 during the remote e-Voting period and casting your vote during the General Meeting. For joining virtual meeting, you need to click on “VC/OAVM” link placed under “Join General Meeting”.
3. Now you are ready for e-Voting as the Voting page opens.
4. Cast your vote by selecting appropriate options i.e. assent or dissent, verify/modify the number of shares for which you wish to cast your vote and click on “Submit” and also “Confirm” when prompted.
5. Upon confirmation, the message “Vote cast successfully” will be displayed.
6. You can also take the printout of the votes cast by you by clicking on the print option on the confirmation page.
7. Once you confirm your vote on the resolution, you will not be allowed to modify your vote.

### **General Guidelines for shareholders**

1. Institutional shareholders (i.e. other than individuals, HUF, NRI etc.) are required to send scanned copy (PDF/JPG Format) of the relevant Board Resolution/ Authority letter etc. with attested specimen signature of the duly authorized signatory(ies) who are authorized to vote, to the Scrutinizer by e-mail to [aklabhcs@gmail.com](mailto:aklabhcs@gmail.com) with a copy marked to [evoting@nsdl.co.in](mailto:evoting@nsdl.co.in).
2. It is strongly recommended not to share your password with any other person and take utmost care to keep your password confidential. Login to the e-Voting website will be disabled upon five unsuccessful attempts to key in the correct password. In such an event, you will need to go through the “Forgot User Details/Password?” or “Physical User Reset Password?” option available on [www.evoting.nsdl.com](http://www.evoting.nsdl.com) to reset the password.
3. In case of any query / grievance with respect to Remote e-Voting, members may refer to the Frequently Asked Questions (FAQs) for Shareholders and Remote e-Voting User Manual for Shareholders available under the Downloads section of NSDL’s e-Voting website or contact Mr. Amit Vishal, Asst. Vice President / Ms. Pallavi Mhatre, Manager, NSDL, Trade World, “A” Wing, 4<sup>th</sup> Floor, Kamala Mills Compound, Lower Parel, Mumbai 400 013 at telephone no. 022 – 24994360 / 022 – 24994545 or toll free no. 1800 1020 990/ 1800 22 44 30 or at E-mail ID : [evoting@nsdl.co.in](mailto:evoting@nsdl.co.in)

### **Process for procuring user ID and password for e-Voting for those shareholders whose email IDs are not registered with the depositories / Company**

Shareholders may send a request to [evoting@nsdl.co.in](mailto:evoting@nsdl.co.in) for procuring user ID and password for e-Voting.

1. In case shares are held in physical mode please provide Folio No., Name of shareholder, scanned copy of the share certificate (front and back), PAN (self-attested scanned copy of PAN card), AADHAR (self-attested scanned copy of Aadhar Card)
2. In case shares are held in demat mode, please provide DPID-CLID (16 digit DPID + CLID or 16 digit beneficiary ID), Name, client master or copy of Consolidated Account statement, PAN (self-attested scanned copy of PAN card), AADHAR (self-attested scanned copy of Aadhar Card)

- If you are an Individual shareholders holding securities in demat mode, you are requested to refer to the login method explained at **step 1 (A)** i.e. **Login method for e-Voting and joining virtual meeting for Individual shareholders holding securities in demat mode.**

**Instructions for Members for e-Voting on the day of the AGM are as under: -**

- The procedure for e-Voting on the day of the AGM is same as the instructions mentioned above for remote e-Voting.
- Only those Members/ shareholders, who will be present in the AGM through VC/OAVM facility and have not casted their vote on the Resolutions through remote e-Voting and are otherwise not barred from doing so, shall be eligible to vote through e-Voting system in the AGM.
- Members who have voted through Remote e-Voting will be eligible to attend the AGM. However, they will not be eligible to vote at the AGM.
- The details of the person who may be contacted for any grievances connected with the facility for e-Voting on the day of the AGM shall be the same person mentioned for Remote e-Voting.

**Instructions for Members for attending the AGM through VC/OAVM are as under:**

- Member will be provided with a facility to attend the AGM through VC/OAVM through the NSDL e-Voting system. Members may access by following the steps mentioned above for **Access to NSDL e-Voting**

**system.** After successful login, you can see link of “VC/OAVM link” placed under “**Join General meeting**” menu against company name. You are requested to click on VC/OAVM link placed under Join General Meeting menu. The link for VC/OAVM will be available in Shareholder/Member login where the EVEN of Company will be displayed. Please note that the members who do not have the User ID and Password for e-Voting or have forgotten the User ID and Password may retrieve the same by following the remote e-Voting instructions mentioned in the notice to avoid last minute rush.

- Members are encouraged to join the Meeting through Laptops for better experience.
- Further Members will be required to allow Camera and use Internet with a good speed to avoid any disturbance during the meeting.
- Please note that Participants Connecting from Mobile Devices or Tablets or through Laptop connecting via Mobile Hotspot may experience Audio/Video loss due to fluctuation in their respective network. It is therefore recommended to use Stable Wi-Fi or LAN Connection to mitigate any kind of aforesaid glitches.

By Order of the Board

Sd/-

**Jitendra Kumar**

Company Secretary and

President (Legal & Corporate Affairs)

ACS No. 11159

Place: Mumbai

Date: July 29, 2022

## Explanatory Statement required under Section 102 (1) of the Companies Act, 2013.

### Item no. 4

#### Reappointment of M/s. B S R & Co. LLP, Chartered Accountants, as Statutory Auditor of the Company

M/s. B S R & Co. LLP, Chartered Accountants, were appointed as Statutory Auditor of the Company at the 70<sup>th</sup> Annual General Meeting (AGM) held on July 27, 2017 for a period of five years commencing from the conclusion of 70<sup>th</sup> AGM till the conclusion of the 75<sup>th</sup> AGM to be held in the year 2022. In terms of the provisions of Section 139 of the Companies Act, 2013, ("the Act"), the Companies (Audit and Auditors) Rules, 2014, and other applicable provisions, the Company can appoint or reappoint an audit firm as statutory auditors for not more than two (2) terms of five (5) consecutive years. M/s. B S R & Co. LLP are eligible for reappointment for a further period of 5 years.

Based on the recommendations of the Audit Committee and the Board of Directors at its meeting held on May 05, 2022, it is hereby proposed to reappoint M/s. B S R & Co. LLP, Chartered Accountants, having registration No. 101248WW-100022, as the Statutory Auditor of the Company for the second and final term of five consecutive years, who shall hold office from the conclusion of this 75<sup>th</sup> AGM till the conclusion of the 80<sup>th</sup> AGM of the Company to be held in the year 2027.

M/s B S R & Co. LLP, Chartered Accountants, have consented to the said reappointment, and confirmed that their reappointment, if made, would be within the limits specified under Section 141(3)(g) of the Act and holds a valid certificate issued by the Peer Review Board of the Institute of Chartered Accountants of India. They have further confirmed that they are eligible for the proposed reappointment as Statutory Auditor in terms of the provisions of the Sections 139(2), 141(2) and 141(3) of the Act read with Companies (Audit and Auditors) Rules, 2014, as amended from time to time, the Chartered Accountants Act, 1949 and the rules or regulations made thereunder.

The Board of Directors had approved a remuneration of ₹ 60,00,000 for conducting the audit for the financial year 2021-22, excluding applicable taxes and reimbursement of out-of-pocket expenses on actuals. The remuneration proposed to be paid to the Statutory Auditor during their second and final term would be in line with the existing remuneration and shall be commensurate with the services to be rendered by them during the said tenure. The fees for services in the nature of limited review, statutory certifications and other professional work will be in addition to the audit fee and will be determined by the Board in consultation with

the Auditors and as per the recommendations of the Audit Committee. The proposed fees will be based on knowledge, expertise, industry experience, time and efforts required to be put in by them, which is in line with the industry benchmarks. The Board of Directors, in consultation with the Audit Committee may alter and vary the terms and conditions of appointment, including remuneration, in such manner and to such extent as may be mutually agreed with the Statutory Auditor.

#### Credentials:

*M/s B S R & Co. ('the firm ') was constituted on March 27, 1990 as a partnership firm having firm registration no. as 101248W. It was converted into limited liability partnership i.e. B S R & Co. LLP on October 14, 2013 thereby having a new firm registration no. 101248WW-100022. The registered office of the firm is at 14<sup>th</sup> Floor, Central B Wing and North C Wing, Nesco IT Park 4, Nesco Centre, Western Express Highway, Goregaon (East), Mumbai 400063.*

*M/s B S R & Co. LLP is a member entity of B S R & Affiliates, a network registered with the Institute of Chartered Accountants of India. M/s B S R & Co. LLP is registered in Mumbai, Gurgaon, Bangalore, Kolkata, Hyderabad, Pune, Chennai, Chandigarh, Ahmedabad, Vadodara, Noida, Jaipur and Kochi.*

None of the directors/key managerial personnel of the Company and their relatives are concerned or interested, financially or otherwise in the resolution set out at item no. 4 of the Notice.

The Board recommends the Resolution set forth at item No. 4 of the Notice for approval of the Members by way of an Ordinary Resolution.

### Item No.5

#### Reappointment of Mr. Surin Shailesh Kapadia as an Independent Director of the Company

Pursuant to Section 149 of the Act and upon the recommendations of the Nomination and Remuneration Committee, the Board of Directors at its meeting held on October 25, 2017 appointed Mr. Surin Shailesh Kapadia as an Additional Director (Category: Independent) of the Company. He was appointed as an Independent Director of the Company for a first term of five consecutive years by the Shareholders at the Annual General Meeting of the Company held on August 02, 2018. He is due for retirement from the first term as an Independent Director on October 25, 2022 ("first term" in line with Section 149(10) and 149(11) of the Act).

The Nomination and Remuneration Committee of the Board of Directors at its meeting held on July 29, 2022 taking into account various factors like external business environment, his knowledge, acumen, experience, extent of direction/ guidance to senior management outside of meetings, substantial contribution and time commitment to the Board, given by him during his first term of five years, has recommended to the Board his reappointment for a second term of five years. The Nomination and Remuneration Committee while recommending Mr. Kapadia's reappointment has considered his diverse skills, leadership capabilities, expertise in governance and finance, risk management, among others, as being key requirements for this role. In view of the above, the Nomination and Remuneration Committee and the Board considers that Mr. Surin Kapadia possesses the requisite skills and capabilities, which would be of immense benefit to the Company, and hence, it is desirable to reappoint him as an Independent Director.

The Board, based on the performance evaluation of Mr. Kapadia and as per the recommendation of the Nomination and Remuneration Committee, recommends reappointment of Mr. Surin Shailesh Kapadia (DIN:00770828), as an Independent Director of the Company, not liable to retire by rotation, for a second term of five consecutive years effective October 25, 2022 to October 24, 2027.

Mr. Surin Shailesh Kapadia fulfills the requirements of an Independent Director as laid down under Section 149(6) of the Companies Act, 2013, and Regulation 16 of the SEBI Listing Regulations.

The Company has received, inter alia, (i) consent in writing to act as director in form DIR-2 pursuant to Rule 8 of the Companies (Appointment and Qualification of Directors) Rules, 2014; (ii) intimation in form DIR-8 pursuant to Rule 14 of the Companies (Appointment and Qualifications of Directors) Rules, 2014 from Mr. Kapadia to the effect that he is not disqualified in accordance with Section 164(2) of the Act; (iii) declaration that he meets the criteria of independence as provided in Section 149 of the Act and in the SEBI Listing Regulations; (iv) declaration that he is not debarred or restrained from acting as a Director by any SEBI order or any other such authority; and (v) a notice in writing from a member under Section 160 of the Act proposing the candidature of Mr. Kapadia as a Director of the Company.

Further, Mr. Kapadia has confirmed that he is not aware of any circumstance or situation which exists or may be reasonably anticipated that could impair or impact his ability to discharge his duties as an Independent Director of the Company. He has also confirmed his compliance with Rule 6 of the Companies (Appointment and Qualification of Directors) Rules, 2014.

In terms of Section 152 and Schedule IV of the Companies Act, 2013, the Board is of the opinion that Mr. Surin Kapadia, fulfils the conditions for his reappointment as an Independent Director as specified in the Companies Act, 2013 and the SEBI Listing Regulations and is independent of the management of the Company.

The copy of the draft letter of appointment, setting out the terms and conditions of his reappointment and all other documents referred to in the accompanying Notice and this Statement shall be available for inspection by the Members electronically. Members seeking to inspect the same are requested to follow the procedure mentioned in the Notes to this Notice. The electronic copy of the draft letter for appointment of Mr. Kapadia as an Independent Director will also be available on the website of the Company at [www.exideindustries.com](http://www.exideindustries.com).

As an Independent Director, he will be entitled to remuneration by way of commission on net profits and sitting fees for attending meeting(s) of the Board of Directors or committee(s) thereof as may be decided by the Board of Directors or any committee thereof of the Company in accordance with the provisions of the Companies Act, 2013 and rules made thereunder.

The Board recommends the resolution as set out in item no. 5 of the Notice for approval of the Members by way of Special Resolution.

Except Mr. Surin Shailesh Kapadia and his relatives, being the appointee, none of the other Directors and Key Managerial Personnel of the Company or their relatives are concerned or interested, financially or otherwise, in passing the proposed Resolutions set out in item no. 5 of the Notice.

A brief profile and other information as required under Regulation 36 of SEBI Listing Regulations and Secretarial Standard-2 issued by ICSI is annexed to this Notice.

## Item No.6

### Appointment of Mr. Sridhar Gorthi as an Independent Director of the Company

Independent Directors play a significant role in the governance processes of the Board by enriching the Board's decision making and also preventing possible conflicts of interest that may emerge in such decision making. The Board of Directors considers it important to assign sufficient number of non-executive members on the Board, capable of exercising independent judgement and encourage positive thinking.

After completion of two consecutive terms as a Non-Executive & Independent Director, Mr. Sudhir Chand retired on July 22, 2022. Keeping in mind that two of the present long serving Independent Directors will retire over next two years

and to provide for smooth succession and in order to further strengthen the independent decision making, the Board, in terms of Section 161 of the Companies Act, 2013 and upon recommendation of the Nomination and Remuneration Committee, on July 29, 2022 has appointed Mr. Sridhar Gorthi (DIN: 00035824), an Indian national, aged 50 years as an Additional Director of the Company. Further, based on the recommendations of Nomination and Remuneration Committee and subject to the approval of the Members, the Board, in accordance with the provisions of Section 149 read with Schedule IV to the Act, has appointed Mr. Gorthi as an Independent Director of the Company, not liable to retire by rotation, for a term of 5 (Five) years commencing from July 29, 2022 upto July 28, 2027. Mr. Gorthi also serves as a member of the Audit Committee of the Company.

#### **Brief profile of Mr. Sridhar Gorthi:**

*Mr. Sridhar Gorthi holds a bachelor's degree in law from the National Law School of India University, Bengaluru. He is a partner at Trilegal. His areas of expertise at Trilegal include mergers and acquisitions, joint ventures, private equity and venture capital. He has been described as a 'distinguished practitioner' for mergers and acquisitions and private equity by Asialaw Profiles. He is also a 'Leading Individual – Corporate/M&A' as per the Asia-Pacific Legal 500 and has been recognized as 'Highly Regarded' by IFLR1000 Asia Pacific 2020. He is among India Business Law Journal's A-list of top 100 lawyers in India and among Chambers and Partners - Asia Pacific's leading lawyers in India for Banking and Finance (2014-2021).*

The Board was satisfied that Mr. Gorthi's skills, background and experience are aligned to the role and capabilities identified by Nomination and Remuneration Committee and his appointment as an Independent Director will be beneficial to the Company. His prior experience will enable him to provide the Board with valuable insights on a broad range of business, social and governance issues that are relevant to the Company. His senior level experience also provides him with an insightful perspective on strategic planning, corporate restructuring and governance, risk oversight, compliance and other operational matters that is valuable to the Board.

The Company has received, inter alia, (i) consent in writing to act as director in form DIR-2 pursuant to Rule 8 of the Companies (Appointment and Qualification of Directors) Rules, 2014; (ii) intimation in form DIR-8 pursuant to Rule 14 of the Companies (Appointment and Qualifications of Directors) Rules, 2014, from Mr. Gorthi to the effect that he is not disqualified in accordance with Section 164(2) of the Act; (iii) declaration that he meets the criteria of independence as provided in Section 149 of the Act and in the SEBI Listing Regulations; (iv) declaration that he is not debarred or restrained from acting as a Director by any SEBI

order or any other such authority; and (v) a notice in writing from a member under Section 160 of the Act proposing the candidature of Mr. Gorthi as a Director of the Company.

Further, Mr. Gorthi has confirmed that he is not aware of any circumstance or situation which exists or may be reasonably anticipated that could impair or impact his ability to discharge his duties as an Independent Director of the Company. He has confirmed his compliance with Rule 6 of the Companies (Appointment and Qualification of Directors) Rules, 2014.

In terms of Section 152 and Schedule IV of the Companies Act, 2013, the Board is of the opinion that Mr. Sridhar Gorthi, fulfils the conditions for his appointment as an Independent Director as specified in the Companies Act, 2013 and the SEBI Listing Regulations and is independent of the management of the Company.

Pursuant to Regulation 17(1C) of Listing Regulations, with effect from January 01, 2022, every listed entity shall ensure that approval of Shareholders for appointment of a person on the Board of Directors is taken at the next general meeting or within a time period of three months from the date of appointment, whichever is earlier. Further, in terms of Regulation 25(2A) of the SEBI Listing Regulations, the appointment, reappointment or removal of an independent director of a listed entity, shall be subject to the approval of shareholders by way of a special resolution. Accordingly, the appointment of Mr. Gorthi requires the approval of the Members by way of a Special Resolution on or before October 28, 2022.

The copy of the draft letter of appointment, setting out the terms and conditions of appointment of Mr. Sridhar Gorthi and all other documents referred to in the accompanying Notice and this Statement shall be available for inspection by the Members electronically. Members seeking to inspect the same are requested to follow the procedure mentioned in the Notes to this Notice. The electronic copy of the draft letter of appointment of Mr. Gorthi as an Independent Director will also be available on the website of the Company at [www.exideindustries.com](http://www.exideindustries.com).

As an Independent Director, he will be entitled to remuneration by way of commission on net profits and sitting fees for attending meeting(s) of the Board of Directors or committee(s) thereof as may be decided by the Board of Directors or any Committee thereof of the Company in accordance with the provisions of the Companies Act, 2013 and rules made thereunder.

The Board considers that the appointment of Mr. Gorthi would be of immense benefit to the Company and recommends the resolution as set out in item No. 6 of the Notice for approval of the Members by way of Special Resolution.

Except Mr. Sridhar Gorthi and his relatives, being the appointee, none of the other Directors and Key Managerial Personnel of the Company or their relatives are concerned or interested, financially or otherwise, in passing the proposed Resolution set out in item no.6 of the Notice.

Additional information in respect of Mr. Sridhar Gorthi, pursuant to the provisions of (i) SEBI Listing Regulations and (ii) Secretarial Standard on General Meetings ("SS-2"), issued by the Institute of Company Secretaries of India is annexed to this Notice.

## Item No.7

### To approve revision in the limit of remuneration payable to Non-Executive Directors by way of Commission

At the 72<sup>nd</sup> AGM of the Company held on August 03, 2019, the Members approved the payment of remuneration by way of Commission upto one per cent (1%) of the net profits of the Company to the Non-Executive Directors (NEDs) of the Company, provided that such total amount of Commission payable amongst these Directors in any financial year shall not exceed ₹ 1,75,00,000/- (Rupees One Crore Seventy Five Lakh only) per annum, with effect from April 01, 2019 in addition to the sitting fees for attending the meetings of the Board of Directors or any Committee thereof.

The Company's Non-Executive Directors are leading professionals with high level of expertise and rich experience in functional areas such as business strategy, finance and corporate governance, amongst others. Looking at the competitive business environment, stringent accounting standards, corporate governance norms and consequent increase in the responsibilities of the Non-Executive Directors, it is considered prudent and appropriate to remunerate the NEDs of the Company.

The Board of Directors of the Company, at its meeting held on July 29, 2022 on the recommendation of Nomination & Remuneration Committee and subject to the approval of the Shareholders of the Company, has proposed to increase the overall limit of ₹ 1,75,00,000/- (Rupees One Crore Seventy Five Lakh only) per annum to ₹ 2,50,00,000/- (Rupees Two Crore Fifty Lakh only) per annum, with effect from April 01, 2022.

The above remuneration by way of Commission shall however be in addition to the sitting fees and reimbursement of expenses for attending the meetings of the Board of Directors or any Committee thereof. However, the total overall managerial remuneration including all the Directors of the Company in any financial year shall not exceed the limits prescribed under Section 197 or other applicable provisions of the Companies Act, 2013.

The Board of Directors is of the opinion that in order to adequately compensate the Non-Executive Directors for their operational and functional expertise, for their time and

inputs in the strategic decisions of the Company and the contributions made by them, the above proposal to increase the total amount of Commission payable amongst these Directors with effect from April 01, 2022 will benefit the Company and hence they have recommended adoption of the Resolution at item no. 7 of the Notice.

This remuneration will be distributed amongst all or some of the Directors in accordance with the directions given by the Board of Directors or Committee thereof and subject to any other applicable requirements under the Act.

None of the Directors and Key Managerial Personnel of the Company or their relatives, except the Non-Executive Directors along with their relatives, are deemed to be concerned or interested, financially or otherwise, in this resolution to the extent of remuneration that may be received by them.

The Board recommends the resolution set forth in item no. 7 for the approval of Members by way of an Ordinary Resolution.

## Item No.8

### To ratify payment of remuneration to Cost Auditor for financial year 2022-23

The Board of Directors at its meeting held on May 05, 2022 appointed M/s Mani & Co., Cost Accountants to audit the cost records of the products manufactured by the Company for the year ending March 31, 2023. At the same meeting, the Board of Directors approved a remuneration of ₹ 10,00,000/- (Rupees ten lakh only) plus out of pocket expenses and applicable taxes payable to M/s. Mani & Co., Cost Accountants for conducting such audit.

Pursuant to Section 148 of the Companies Act, 2013 read with the Companies (Audit & Auditors) Rules, 2014, the remuneration payable to the cost auditors shall be approved by the Board of Directors and subsequently ratified by the Members of the Company. Accordingly, the remuneration payable to M/s. Mani & Co., Cost Accountants, for conducting the cost audit for the year 2022-23, as approved by the Board of Directors, is being placed before the Members for ratification.

None of the Directors, Key Managerial Personnel of the Company or their relatives are concerned with or interested in, financially or otherwise, in passing the proposed resolution set out in item no. 8.

By Order of the Board

Sd/-

**Jitendra Kumar**

Company Secretary and

President (Legal & Corporate Affairs)

ACS No. 11159

Place: Mumbai

Date: July 29, 2022

## ANNEXURE

Information pursuant to Regulation 36(3) of SEBI (Listing Obligations & Disclosure Requirements) Regulations, 2015 and Para 1.2.5 of Secretarial Standard – 2 on General Meetings, requisite particulars of director seeking appointment/re-appointment are provided herewith

Name of the Director	Mr. Arun Mittal	Mr. Surin Kapadia	Mr. Sridhar Gorthi
DIN	00412767	00770828	00035824
Date of Birth	20.12.1966	19.10.1980	31.07.1972
Date of first appointment on the Board	01.05.2016	25.10.2017	29.07.2022
Brief resume, Qualification, Experience and Nature of Expertise in specific functional area	Mr. Arun Mittal is a Fellow member of Institute of Chartered Accountant of India, an Associate member of Institute of Cost & Works Accountants of India and Institute of Company Secretaries of India. He has experience across various functions with in-depth knowledge of best practices, ability in formulating & implementing successful strategies to effect high business growth.	Mr. Surin Shailesh Kapadia is a fellow member of the Institute of Chartered Accountants of India and Partner of M/s G. M. Kapadia & Co., Chartered Accountants. He is the head of the Firm's Transaction Advisory and Valuation practices. He is also an integral part of the consultancy and corporate law practices of the Firm and is actively involved in rendering high value-added professional services. He has over 20 years' experience in the field of taxation, exchange control laws, mergers and acquisition and valuation.	Mr. Sridhar Gorthi holds a bachelor's degree in law from the National Law School of India University, Bengaluru. He is a partner at Trilegal. His areas of expertise at Trilegal include mergers and acquisitions, joint ventures, private equity and venture capital.
Shareholding in the Company (No. of shares)			
a) Self	1,152	6,000	-
b) Beneficial Interest	-	-	-
Number of meetings of the Board attended during the financial year 2021-22	5 of 5	5 of 5	NA
Chairperson/ Membership of the Statutory Committee(s) of Board of Directors of the Company as on March 31, 2022	◆ Member of Risk Management committee	Chairman of ◆ Audit committee ◆ Risk Management committee ◆ Nomination & Remuneration committee	NA



Name of the Director	Mr. Arun Mittal	Mr. Surin Kapadia	Mr. Sridhar Gorthi
Other Directorships in listed entities / Other Committee memberships/Chairmanship* held as on March 31, 2022	<p><b>DIRECTORSHIPS</b> None</p> <p><b>COMMITTEE MEMBERSHIPS</b></p> <ul style="list-style-type: none"> <li>● Exide Leclanche Energy Private Ltd. <ul style="list-style-type: none"> <li>◆ Audit committee (Member)</li> </ul> </li> </ul>	<p><b>DIRECTORSHIPS (Listed Companies)</b></p> <ul style="list-style-type: none"> <li>● EIH Associated Hotels Limited</li> </ul> <p><b>COMMITTEE MEMBERSHIPS</b> Nil</p> <p><b>COMMITTEE CHAIRMANSHIP</b></p> <ul style="list-style-type: none"> <li>● EIH Associated Hotels Limited <ul style="list-style-type: none"> <li>◆ Audit committee (Chairman)</li> </ul> </li> <li>● Exide Leclanche Energy Pvt Ltd. <ul style="list-style-type: none"> <li>◆ Audit committee (Chairman)</li> </ul> </li> </ul>	<p><b>DIRECTORSHIPS (Listed Companies)</b></p> <ul style="list-style-type: none"> <li>● Glenmark Pharmaceuticals Limited</li> <li>● Glenmark Life Sciences Limited</li> <li>● Hathway Cable and Datacom Limited</li> </ul> <p><b>COMMITTEE MEMBERSHIPS/ CHAIRMANSHIP</b></p> <ul style="list-style-type: none"> <li>● Glenmark Pharmaceuticals Limited <ul style="list-style-type: none"> <li>◆ Audit committee (Member)</li> </ul> </li> <li>● Glenmark Life Sciences Limited <ul style="list-style-type: none"> <li>◆ Audit committee (Member)</li> </ul> </li> <li>● Hathway Cable and Datacom Limited <ul style="list-style-type: none"> <li>◆ Audit committee (Chairman)</li> </ul> </li> </ul>
Listed entities from he/she has resigned in the past three years	None	None	None
Terms and conditions of appointment/ re-appointment	As per the terms and conditions approved by the Members of the Company at the AGM held on August 31, 2021	As per the resolution at item no. 5 of this Notice, read with the Explanatory statement thereto.	As per resolution at item no, 6 of this Notice, read with the Explanatory statement thereto.
Details of remuneration last drawn (FY 2021-22)	As mentioned in Corporate Governance report	As mentioned in Corporate Governance report	NA
Details of Proposed remuneration	None	As per the resolution at item no. 5 of this Notice, read with the Explanatory statement thereto.	As per resolution at item no, 6 of this Notice, read with the Explanatory statement thereto.
Disclosure of inter se Relationship with other Directors, Managers and KMPs	None	None	None

\* Includes Chairmanship/Membership in Audit Committee/Stakeholders' Relationship Committee.

# Directors' Report to the Shareholders

## (Including Management Discussion & Analysis)



It gives us immense pleasure to inform you that 2022 has been a momentous year for Exide Industries Limited ("Exide" or "Company"). The journey began 75 years ago, in 1947, when your Company was formally incorporated. It is undoubtedly a moment of pride for all of us who have been part of this inspiring journey. Pride, most certainly, in the many achievements of your Company. It is indeed a matter of great satisfaction that together we have built a national asset that will continue to grow and accumulate value for all our endeavours.

Your Board of Directors would like to convey its deepest gratitude to all valued stakeholders for your faith and support throughout this inspiring journey. Your continued encouragement has helped us give shape to our shared aspiration of creating one of India's most admired and valuable corporations.

We are pleased to present the 75th Annual Report of your Company together with the Audited Financial Statements for the year ended March 31, 2022.

### Economic Environment

#### Despite headwinds, global economy grows

During the year under review, the global economy made significant progress in its recovery from the effect of the COVID-19 pandemic as we learnt to tackle the disruptions. Progressively more countries or regions opened up following large-scale vaccination drives. According to the International Monetary Fund's World Economic Outlook, the global economy is projected to have grown at 6.1% in the calendar year (CY) 2021, albeit on a lower base of CY 2020 when the pandemic and the lockdowns caused a 4.9% contraction. However, on the downside, more coronavirus variants resulted in new waves of infection that forced many countries to slow the reopening of their economies and bring back partial lockdowns to protect susceptible populations. This remained a major headwind that slowed the sustained global economic recovery.

During the year under review, there were significant supply-side bottlenecks across sectors. Labour market challenges

and an increase in energy and commodity prices were major concerns. This triggered inflationary pressures in almost all major economies of the world leading to a sharp rise in the cost of production. Supply disruptions alone shaved 0.5%-1% off the global GDP in CY 2021 while adding 1% to core inflation. The rising inflation also led to a debate on the need for central banks to move away from the accommodative monetary policy stance they had taken to help economic activities recover from the pandemic's disruption. Central banks were forced to play a balancing act of maintaining growth rates while reversing the monetary stimulus to tackle strong inflationary pressures. This change in stance of central banks around the world added volatility to financial markets as they calibrated their actions to a new monetary policy direction.

Geopolitical tensions also rose during the year when Russia invaded Ukraine in late February 2022. The war made it even more difficult for economic recovery to stay on course. While the war itself is limited to Ukraine, its economic impact is being felt worldwide as the West's economic sanctions on Russia have led to further increase in the price of energy and commodities.

Globally, various agencies predict the world economy will grow by 3.5% to 4.0% in CY2022. Growth projections have been recently lowered because of the geopolitical challenges, the spike in energy prices and a faster-than-anticipated pace of US interest rate increase. However, demand-supply imbalances are expected to decline in CY2022, although energy and food prices are expected to rise moderately during the year. In general, experts are anticipating that the supply side will improve, demand will gradually rebalance from goods to services, and extraordinary policy support shall be withdrawn. Economic reforms in developing countries would drive productivity leading to better economic growth.

### Indian economy gains momentum

The government's efforts to revive economic growth were dampened by the 2nd wave of coronavirus infections, which hit India at the start of the financial year 2021-22. But, as the situation improved from June 2021 and state governments eased restrictions, economic activity regained some momentum in various parts of the country.

According to the Reserve Bank of India, after the GDP contraction of around 6.6% in the financial year 2020-21, the Indian economy is expected to have grown by 8.7% in 2021-22. The growth is expected to be driven by a rebound in consumer spending and improved manufacturing activity. This recovery shall be broad-based with contributions from

segments such as mining, construction, and real estate, which were significantly impacted in the previous year.

Inflation has been a concern for the Indian economy as well, as global commodity and energy prices soared. Raw material costs, freight costs and other production costs have seen unprecedented increases, which has dented profitability across industries. India's inflation has been continuously increasing since October 2021 and surged in March 2022, going way above the worst forecasts. Consumer price inflation, as measured by the consumer price index (CPI), increased to 6.95% in March 2022. The RBI, like most central banks around the world, has the challenging task of balancing growth while tackling inflationary pressures. Though the RBI did not raise policy rates at its bi-monthly monetary policy meeting in April 2022, it has indicated that it will move towards normalisation by withdrawing its accommodative stance, to keep inflation within the target range. At the same time, the central bank has said that it would ensure sufficient liquidity in the system.

The Indian government is continually pushing for economic growth either by increasing public capital expenditure or by incentives to the private sector for its investments in new projects. Production-linked incentive schemes for various sectors are a positive step to encourage private sector investments. Even in the 2022-23 Union Budget, the government has increased the allocation for capital expenditure by a massive 35% to ₹ 7.5 lakh crore. The budget has laid special emphasis on infrastructure development, including water, housing, railways, roads, ports, and the logistics supply chain.

Various agencies expect the Indian economy to grow by 7-8% during the financial year 2022-23, with risks being largely balanced. Growth is expected to be supported by widespread vaccination against COVID-19, gains from supply-side reforms, easing of regulations, robust export growth, and the availability of fiscal space to ramp up capital spending. Private sector investment is expected to pick up, with the financial system in a good position to provide support for the revival of the economy. Moreover, India's focus on the 'Make in India' initiatives, government incentives, and increased service exports because of global digitalization demand, are expected to contribute to the growth of the country.

### Industry Structure & Development

After a COVID affected 2020-21, just as the automotive industry was hoping to recover, the second wave of COVID-19 struck in the first quarter of 2021-22. This turned out to be

more widespread and virulent than the first, affecting almost all businesses. As the second wave started to ebb, sales of OEMs or original equipment manufacturers picked up in the first half of the year under review but then flagged because of multiple factors.

In the passenger vehicles industry, most of the auto manufacturing companies faced chip shortages. The sports and premium segments of the two-wheeler industry faced the same problem. The commercial vehicle segment showed some demand recovery but rising fuel prices and the relatively cautious stance of financiers remained constraining issues. It was only in the medium and heavy commercial vehicles (M&HCV) segment that volume recovery mirrored improving economic activity and led to fleet operator profitability. The two-wheeler segment went through a difficult phase with demand pickup being tepid as consumer sentiments were hammered by multiple COVID-19 waves. In other segments, manufacturers were forced to pass on part of the rise in raw material cost by raising vehicle prices. Spiralling fuel prices further curtailed demand. As a result, in most segments, OEMs and auto part manufacturers are still trying to reach optimum capacity utilisation.

Overall, domestic sales of passenger vehicles recorded a growth of 13.2% during the year under review, compared with a 2.2% degrowth in the previous year. The commercial vehicles segment saw a growth of 26% this year against degrowth of 20.8% last year. Domestic sales of three-wheelers have also grown, by 18.9% compared with a 66.1% degrowth the previous year. Two-wheeler sales, however, declined by about 10.9% compounding the degrowth of 13.2% last year.

Policy initiatives and the Budget focused on promoting sales of electric vehicles (EVs) and reducing the emission levels of vehicles running on fossil fuels to increase clean mobility. The formulation of a battery-swapping policy and interoperability standards will help promote clean energy. The expansion of the National Highways network by 25,000 km during 2022-23, as promised in the budget, is expected to spur demand for commercial vehicles.

## Company Performance

Two COVID-19 waves affected your Company during the year 2021-22, although less intensely than the first one that began in March 2020 and caused governments to enforce long stretches of lockdown. Towards the latter part of the financial year, high inflation and geopolitical tensions dampened consumer sentiments. Despite these challenges, your Company put up a resilient performance, driven by

strategic decisions taken across key functions, seamless execution, and the commitment of the workforce. The customer loyalty that Exide has built over the last 75 years helped us ride through this tough time.

## Automotive Batteries

While sales to OEMs faced headwinds, your Company managed to maintain its high share across almost all leading vehicle manufacturers. Several new models have been launched in the market exclusively with Exide batteries, such as Maruti Suzuki's new Baleno, Hyundai's Alcazar, and MG Motor's Astor. Your Company's performance in the face of lockdowns and resultant challenges showed that the employees and partners have completely acclimatised to the 'new normal'. Your Company stood by its dealers by setting up a Covid Helpline and extending the COVID-19 Hospitalisation Insurance Policy to about 10,000 dealers. These initiatives helped reinforce Exide's relationship with dealers and got overwhelming appreciation.

Several products and variants were launched during the year with different objectives, such as meeting evolving customer needs, on-boarding first-time users, countering competition or strengthening our presence in the automotive division. Streamlining the inverter battery portfolio and renewing our marketing strategies have started to bear results. The digitalisation of the sales function proved to be a game-changer in terms of tracking performance, inventory and effectiveness of marketing strategies. Our continued presence on online and social media platforms, along with the sponsorship of a leading IPL team, helped to bolster the brand image. The tactical use of television for promoting Inverter batteries helped reinforce Exide's leadership status across all operating verticals.

## Exports

Automotive battery exports continued to grow and gained momentum during the year. We successfully managed to steer through the unprecedented logistic challenges faced and cater to the requirements of our global channel partners. Despite lockdowns in many countries, we have reported higher exports to West Asia, Africa, America, and other regions. There was, however, some degrowth in Southeast Asia, where the pandemic had slowed down business significantly.

Your Company made significant inroads into all countries of the Gulf Cooperation Council to become a leading supplier of batteries to the region. Our United Arab Emirates office continued to play a key role in staying connected with the distributors even when travel from India was restricted.



Our growth in the North American markets of the USA and Canada continues, with penetration into automotive aftermarket giants.

To strengthen its presence in international markets your Company has focused on several key areas. These include: increase in manpower in export destinations, expanding the distributor base, exploring private labelling and contract manufacturing opportunities, introducing new products and technologies, and investing in brand-building with an eye on the future.

### After-Sales Service

As a continuation of our 'customer first' approach, Exide has launched several initiatives during the year to be more responsive to customer demands and enhance customer delight. Exide Batmobile Doorstep Service is now available for all the Inverter and Home UPS (HUPS) battery customers. This service offers a free pick up and drop facility for end customers and facilitates the purchase of new batteries. Under this unique service initiative, a customer has to simply send a message to a dedicated WhatsApp number (700440 00000) and the service team provides on-site help, usually within two hours. In line with our service goals, we have also reached out with a superior service model for upcountry customers to reduce turnaround time across the country.

## Your bestfriend when it comes to battery breakdown

Message us on WhatsApp

 **700440 00000**

We are currently serving more than 7 lakh consumers annually at their doorstep through Exide Batmobile Doorstep Service

### Outlook

According to the Reserve Bank of India's (RBI) Monetary Policy Committee (MPC), the GDP growth rate for FY 2022-23 is estimated at 7.2 percent. Factors such as high input costs, consumer inflation, sharply rising commodity prices, and disruptions in global business operations are the anticipated negatives. Geopolitical risks and future waves of COVID19 infections would also have a significant bearing on GDP growth. Supply chain constraints are not fully resolved and keep plaguing auto companies. The Russia-Ukraine conflict, which expanded significantly in February 2022, could further dent the prospects of recovery as supply chains face more disruptions.

However, all the indicators of demand, such as pending bookings and enquiries, are positive. India's automobile exports are at an all-time high, with shipments during 2021-22 crossing five million units for the first time, driven by demand for Made-in-India two-wheelers in Africa, Latin America and Southeast Asia.

Going forward, a substantial increase in exports of agricultural products such as wheat, sugar and cotton will help improve the financial position of the farmers which will create a better cash flow in rural markets, and so boost demand.

The automobile sector is cautiously optimistic about FY 2022-23 and expects the improvement in the economic index to push up sales. With the stabilisation of the semiconductor supply chain and moderation in fuel prices, domestic sales could reach pre-COVID levels.

### Opportunities and Threats

After three of the toughest years in recent history, the Indian automobile industry is set for much-needed growth in 2022-23. Experts predict that automobile unit sales will grow by 5-9% year-on-year in 2022-23.

Improvements in consumer sentiments, continued preference for personal mobility, an uptick in economic activity and increased infrastructure spending will be the key drivers in supporting growth. On the other hand, increased cost of ownership, slower revival in rural demand and the semiconductor shortage could be dampeners on the demand and supply side.

As the majority of the eligible age groups have already been vaccinated and the third wave of COVID-19 turned out to be relatively mild and short-lived, people are moving out of their homes more frequently for work and visiting markets and malls. This augurs well for our industry. As more and more people opt for public transport as well as personal vehicles,

the OEM and replacement demand get a boost, which will be beneficial for the industry as well as your Company.

Your Company, equipped with three brands operating in distinct price and value segments, is well-positioned to tap into the market opportunity. While the flagship Exide brand continues to strengthen its leadership position, SF and Dynex are witnessing rapid growth. All three brands continue to command unparalleled loyalty amongst their respective target segments.

While there is a possibility of a resurgence of COVID-19, we are well equipped to tackle the challenges if they reappear. We draw confidence from the resilience shown by our team in the markets, plants and offices during the second wave of the pandemic. Learning from the experience of the first wave, we successfully minimised the impact of the second wave, which had a far more severe impact on lives and businesses.

**E-mobility**

While your Company continues to maintain its leading position in the lead-acid battery (LAB) market for the past 75 years, and firmly believes in its prospects for the foreseeable future, it has simultaneously taken significant steps to strengthen its position in the emerging Li-Ion battery market.

With electric vehicles (EVs) penetrating India fast, your Company is gearing up to capitalise on the growing opportunities in this segment.

Your Company is marking its presence in the EV segment through two subsidiaries: Exide Leclanche Energy Private Ltd (Brand name: Nexcharge), which is a joint venture in collaboration with Switzerland's Leclanché S.A., and the newly formed wholly-owned subsidiary, Exide Energy Solutions Ltd (EESL).

Nexcharge manufactures lithium-ion battery packs, modules, and racks, along with Battery Management System (BMS) and other control software at its facility in Gujarat. This factory is the largest such manufacturing unit in India and has fully-automated assembly lines for the manufacture of Li-Ion battery packs and modules (pouch/ prismatic/ cylindrical), with its cell testing labs. Its R&D facility in Bengaluru is also operational. Nexcharge is engaged with several marquee clients in the EV, telecom, and power sector.



Recently, your Board of Directors approved a plan to set up a multi-gigawatt hour Li-Ion cell manufacturing facility through EESL. It has also taken firm steps to realise the potential of this emerging business and to gain early-mover advantage in this space. Your Company has entered into a multi-year technical collaboration agreement with SVOLT Energy Technology Co. Ltd (SVOLT), a global technology company that makes and develops lithium-ion batteries and battery systems for EVs as well as for energy storage. As part of the agreement, SVOLT will grant Exide an irrevocable right and licence to use, exploit and commercialise necessary technology and knowhow owned by them for Li-Ion cell manufacturing in India. SVOLT will also provide the support required for setting up a new manufacturing plant on a turnkey basis.

**Risk Mitigation**

To mitigate various risks significant to its business, your Company took several strategic initiatives during the year, such as:

- Vaccination drive against COVID-19 for all its employees at plants and offices
- Ensure adherence to COVID behaviour across all premises
- Follow a leaner inventory model
- Focus on manufacturing cost reduction



- Deepen digitalisation of the business processes for better tracking and control of the entire supply chain
- New after-sales service models to reach every corner of the country and reduce turnaround time
- Expand export base to mitigate geopolitical and commercial risks, if any, affecting opportunities in any location
- Put strategies in place to capture the battery replacement market and markets vacated by unorganised sectors.
- Restructure the marketing network and activate a series of new regional offices
- Put in place a monitoring and control mechanism to ensure the availability of critical resources like manpower, material and power
- Implement Industry 4.0 for productivity, quality and reliability
- Implement S/4 HANA and extended warehouse management (EWM)
- Form a special task force to develop alternative sources for critical supplies

These initiatives have helped minimise the impact of uncertainties and helped the Company achieve its planned business objectives during the year.

### Industrial Batteries



The year under review began with marked uncertainty but ended with significant optimism and an upside. With the resurgence of the pandemic, there were lockdowns in the first two months of the year across the country, slowing down sales of industrial batteries. However, with new COVID-19 cases falling sharply and more people getting vaccinated, the economy reopened at a faster pace compared with last year, resulting in a cascading effect on the broader market with demand emerging from all quarters. This directly translated

# 30%

(YOY Growth in IUPS Vertical)

into market opportunities that the industrial end-market verticals were quick to recognise and grab.

- The Industrial Uninterrupted Power Supply (IUPS) business, which is the largest business vertical of the Industrial Division, grew by around 30% over last year, on the back of the trade segment reflecting the buoyant macro-economic environment. The OEM business growth was lower due to a lack of government/ private project orders but was boosted by rising demand from various sectors of the economy such as healthcare, education, and construction as the economy reopened. The IUPS business vertical continues to be the growth engine of the Industrial division, with continuous product and process innovation, backed by a strong sales and service network across India.
- The renewable energy industry remained remarkably resilient during the year under review. Rapid technology improvements and decreasing costs of renewable energy resources, along with the increased competitiveness of battery storage, have made renewables one of the most competitive energy sources in many areas. The industry faced significant headwinds throughout the year, beginning with increase in basic customs duty and import restrictions to global supply chain, and high component prices. The delay in signing power-sale agreements (PSA) and lack of clarity regarding applicable duties led to a slowdown in tender and auction activities.
- The Indian telecom sector, reeling with financial stress in FY21, turned over a new leaf after it consolidated in FY22. The interim cash flow relief provided by the Government of India to the financially stressed operators was a much-needed breather. The sector also implemented tariff increases to improve ARPU or average revenue per user. Your Company's telecom vertical nearly doubled its revenues, due to increased market share.
- In the Infra Power and Projects vertical, your Company remains the undisputed market leader with unparalleled dominance. Your Company has bagged several large and prized orders during the year, and the order pipeline remains strong. Product differentiation and service support remain key factors in maintaining dominance in this vertical.

- In the Traction vertical, your Company was able to consolidate its high market share and notch up a significant growth due to increased demand. Your Company expects to roll out its Opportunity Rapid Charge (ORC) traction batteries that can be charged faster and intermittently, enabling double shift operation with a single battery, for specific application areas such as airports, where the recharging of batteries is a challenge. Another technological innovation to improve quality is the development of Polyethylene (PE) coated steel for the trays and casing of traction batteries, replacing the existing Epoxy coated steel. This offers superior corrosion resistance and enables our batteries to keep powering through even in the toughest of conditions. Once validations are complete, this development will enable us to compete against global players in the market, substituting imports.
- Your Company reported double-digit growth in the railway market vertical, following a rebound in demand as new tenders and projects started coming up in the year.

### Outlook

The year-on-year (YoY) growth reported by your Company's UPS business is testimony to its success in identifying and utilising emerging opportunities as the market gradually reopened during the year. Your Company expects its Industrial UPS business to grow in double-digits during the current financial year, riding on the back of higher Government and private spending on infrastructure projects over the last few years. We also plan to launch the NXT+ range of products, which offers several industry-first features that represent the pioneering strides your Company is making in this UPS business vertical.

Despite a challenging business environment, Exide's Solar market vertical maintained decent sales momentum by combining new products with an expanded trade network. We are prioritising the emerging business segments within the solar market, taking advantage of our geographical reach and category leadership. The Solar vertical has expanded its product portfolio by launching Exide Aditya® a brand of Maximum Power Point Tracking (MPPT) Inverters which will be a part of an integrated renewable energy solution for channel partners and consumers. This will ensure brand presence and gain market share in the Grid Tie segment to increase segmental revenue and customer reach.

The outlook for your Company's Infra Power and Projects in FY22-23 is promising. Your Company has been awarded the contract for providing batteries for the Gorakhpur Nuclear

## Awarded the contract for providing batteries for the Gorakhpur Nuclear Power Plant's first phase.

Power Plant's first phase. The 'Make in India' government policy has provided additional tailwinds for us in this market vertical.

In the Traction Vertical, your Company has done consistently well since the 2nd wave of the pandemic and continues to foresee strong demand in the next year as well. The key demand driver will be the increase in the number of logistics hubs. Demand is also going up as major industries resume two/ three-shift operations.

If the experience of FY22 is anything to go by, the export market will continue to grow, driven by the warehousing boom across several geographies. We expect to deepen the ties with our export customers and steadily grow with them.

### Opportunities & Threats

The continuous increase in input costs along with uncertainty in the timely availability of imported components may pose some threats in the coming financial year but, overall, we expect a surge in demand for our IUPS range from emerging technological infrastructure. The healthcare, educational, and real estate sectors will keep your Company's sales buoyant.

The Solar Rooftop market is showing signs of recovery and is already back to pre-COVID levels. The Ministry of Power's notification, allowing net metering for prosumers with a load up to 500KW, boosted rooftop installations. The Ministry gave directions for simplifying the Rooftop Solar Programme so that people can install it easily. However, the market's growth is being throttled by a rise in component costs and the availability of materials.

For Infra Power and Projects, the market has fully opened since the 4th quarter of FY22. On the one hand, many new project orders are expected to be executed in FY23. On the other hand, the purchase enquiry pipeline is very promising. Several projects are planned across various infra segments such as power generation, transmission and distribution, railway freight corridor, urban metro railway systems and oil pipelines. The execution of new urban metro projects is gaining momentum but it will take a few more months for the associated battery demand to pick up. We are renegotiating all old Metro railway orders where we see a threat of competition.





Telecom companies have said that if 5G auctions are conducted (as targeted) in the third quarter of FY23, they plan to roll out some services in a few cities by the end of this financial year. Tower Companies are looking for a disruptive technology with lighter cells and lower capacity. Li-Ion cells will have an edge in this regard because of their lighter weight and faster rechargeability. However, this will be implemented first as a pilot run with Li-Ion cells and most tower infrastructure companies are expected to continue with our VRLA Batteries, at least for the next two to three years.

The demand for Material Handling Equipment is slated to grow further in India and the conversion to electric power from diesel power will gather momentum. Replacement of lead-acid batteries with lithium-ion and cheap lead-acid batteries offered by small competitors remain as threats in this market.

Your Company expects a huge opportunity in the 2V standby business in Middle East Asia, Africa, and the South-East Asian market. The market for 12V business will continue to expand in West Asia, Middle East Asia, and the South-East Asian market.

The unprecedented increase in ocean freight has hurt margins. The Ukraine war and the uncertainty of its outcome can have further impact. Some Asian countries have ordered fresh lockdowns following a rise in COVID-19 cases, while Europe is beset by resurgence in COVID-19 cases and geopolitical tensions.

### Risks and Concern

A recurring outbreak of COVID-19 caused by new SARS-CoV2 variants/ sub-variants could pose challenges in the coming year. The IUPS segment may be impacted by reduced economic activity due to partial lockdowns/ weaker sentiments and by delays in the execution of projects planned by the government and private sectors.

The Russia-Ukraine conflict has pushed up energy and raw material prices, and could have a cascading effect across commodities.

Supply chain disruptions have affected the solar industry and the high price of solar modules and solar cells continues to be an area of concern for solar installations. Projects may get delayed if developers start deferring module purchases in anticipation of softening prices.

The government's renewed focus on renewable and clean power may offset the focus on conventional thermal power.

In telecom, following a leading player's success with Li-ion, other telecom companies have begun pilot drives with Li-ion cells. With 5G opening up, the requirement may tilt more toward Li-ion once the average price of Li-ion cells drops below a certain threshold, posing a threat to the batteries supplied by us.

Indian Railways is replacing the old air-conditioned coaches of its mail and express trains with LHB rakes, which need fewer batteries for lighting, fans and air-conditioning. As a result, the market for lead-acid batteries is shrinking. The Indian Railways is conducting a trial run with Li-ion cells for train lighting and EMU applications, and we have engaged our subsidiary company Exide Leclanche Energy Solutions Pvt. Ltd to develop products suitable for those applications.

### Submarine Batteries

During the year under review, your Company secured an order for one set of mini-submarine batteries for export, which was executed and delivered on time in the second quarter despite the challenges posed by COVID-19.

## R&amp;D Centre



**For the first time, Our US partner East Penn started sourcing significant quantities of car batteries from your Company for sale in the United States.**

We have also secured an order in the third quarter from the Indian Navy to manufacture one set of submarine batteries along with a full set of accessories and spares for a nuclear submarine. The battery set was manufactured and delivered on time in the fourth quarter, after the successful completion of all acceptance tests overseen by the Directorate-General of Quality Assurance, Ministry of Defence.

Production capacity utilisation and sales of submarine batteries in the FY 22 were subdued compared to the past due to lack of adequate demand. Two export orders were unduly delayed by a COVID-19 pandemic in those areas. Your Company is making efforts to expedite these export orders for submarine batteries. We have also submitted our readiness to utilise the spare capacity to manufacture and supply submarine batteries to the Indian Navy.

For the current Financial Year, 2022- 23, your Company is set to export one set of Type-I submarine batteries along with all accessories and spares. We are also working to bag two separate orders for the export of submarine batteries.

### Technology Upgrades

From the technology point of view, the year under review was a very remarkable one. Every single development work during the period is in some way contributing to protecting our environment. Whether it is in the vehicular segment or the industrial standby application, the emphasis has been on delivering environment-friendly products.

Your Company's R&D engineers, together with the help of their Brazilian collaborators, Moura Batteries, have successfully

launched the first M3 level compliant 'EFB' battery for fitment in the most stringent emission-controlled vehicles of Volkswagen and Skoda. After a gruelling certification process spread over months in the Baumuster genehmigung (BMG) workshops in Germany, the samples made by our engineers proved to be on par with the global best. Encouraged by the quality, the users are already developing further models for other global vehicles manufactured by them.

Your Company's association with East Penn Manufacturing (EPM), the US battery powerhouse, reached a new high during the year. For the first time, EPM started sourcing significant quantities of car batteries from your Company for sale in the United States. This remains a fine testament to the collaboration between the R&D and plant engineers of your Company.

Your Company's SF division, working closely with its technology partner, Furukawa Battery Company, has introduced a series of emission-friendly 'Intermediate Start Stop (ISS)' batteries both in the OEM and trade market. You will be proud to know that the country's largest vehicle manufacturer sources these advanced ISS batteries exclusively from your Company.

The SF division is in the final phase of launching the path-breaking 'Ultra' battery for automobiles. The SF prototypes, which use technology patented by Furukawa and are manufactured in the Taloja plant, are going through intense field validation before their launch in the market. The energy-efficient 'Ultra' range will help in charging the batteries efficiently and thus give batteries a new role in keeping the environment green.

The two-wheeler battery technology has been one of the key focus areas for R&D engineers of your Company. They now propose to deploy the learning accumulated in two-wheeler batteries over the years for making the bigger four-wheeler batteries. These would include continuous plate-making and modern fast-process technologies, leading to significantly more power-efficient and affordable end-products with longer life. The development work is at a very advanced stage and products are expected to roll out before the end of the current calendar year.

In industrial applications, your Company has gone significantly ahead in the global markets. While its traction application products have always enjoyed an enviable reputation even among the most discerning west European truck manufacturers, the standby application products have also started receiving a lot of attention in recent years. Two new product ranges developed by the R&D engineers, COPzS and COPzV, both suited for renewable energy storage, have received excellent response from the western market.

Following the digital explosion across the country, particularly since the COVID-19 pandemic, the IT industry has become increasingly more demanding in terms of reliability and robustness of the solutions they want. Keeping in line with changing expectations, your R&D team has brought out two game-changing backup power solutions in the form of the EHP and NXT+ ranges in UP batteries. While the EHP range delivers an extra 15% power from the same footprint with improved energy density, the NXT+ symbolises robustness and safety as it comes with added fire-protected design features and an extended three years of guaranteed life.

Going beyond the large number of product solutions that are part of every year's agenda, your Company's R&D has also been especially engaged in developing green manufacturing solutions this year. In close consultation and joint development with in-house smelting units, the R&D engineers have been able to develop a superior grade of recycled lead, almost on par with primary lead. The R&D team is now focused on using recycled materials for all packaging. Manufacturing processes are being revisited for energy optimisation, while emitting zero or minimal effluents.

## Information Technology & Digital Initiatives

The COVID-19 pandemic has pushed enterprises to rethink and recalibrate how they operate. It has forced them to structurally reimagine their growth, development, and sustainability strategies across market segments, and shift from traditional approaches to embrace new, more transformational methods. Today, information technologies have a vital role across segments in redesigning business strategies to alleviate any adverse impact on revenues, and for secure and sustainable business plans.

Due to the exceptional length of the pandemic, and the physical distancing guidelines it enforced, there is a never-before-imagined dependency on technology. The learnings of the last two years will significantly impact how technology shapes up in the current and coming years. Frontier technologies such as artificial intelligence (AI), machine learning (ML), augmented reality (AR), robotics process

automation (RPA), and Industrial internet-of-things (IIoT) are set to be a part of every industry now.

At Exide, nurturing a digital culture has become a core focus area of the Management. To make your Company more cost-efficient, nimble-footed, cloud-based, and green, we have been able to evolve a digital mindset across the Company. Our digitalisation journey began in a focused manner in 2019-20 when we created a dedicated Digital Centre of Excellence, with a team of domain experts. We involved various stakeholder groups such as partners, dealers, employees and customers in our digitalisation journey, ensuring their active participation to meet the desired objectives.

The digitalisation journey of your Company has so far penetrated several key functions such as sales and service network, supply chain, projects and human resources. This initiative is helping us immensely to harness the power of analytics and automation.

Besides enhancing digitalisation in this way, your Company has taken some key initiatives in the information technology space. The key initiatives are:

- **Automation with New Technology:** We have initiated the journey towards smart factories by implementing Industry 4.0 at our Hosur plant, which includes



technologies that improve automation, machine-to-machine communication, manufacturing oversight, and decision making. The production lines are expected to suffer less downtime because of enhanced machine monitoring and automated/semi-automated decision-making of 350+ shop floor activities with 200+ parameters and 10+ KPI real-time monitoring.

We have deployed Augmented Reality (AR) with Smart Glass technology in all our factories and have started successfully conducting remote maintenance, organising events, conducting remote visits, etc. AR is a new-age collaborative and immersive technology transforming customers' collaboration and interactive experiences. Smart glasses, the eyewear technology that layers information onto a user's field of view, help our people perform complex tasks and bring us multiple advantages.

- Data Governance:** Your Company has implemented a master data governance (MDG) tool to streamline our management processes in S4 Hana and other cloud solutions like C4C. Along with this, MDG further brings benefits like getting a single trusted view of your data, automated approval workflows for master data creation, enforcing compliance with corporate data standards, creating an audit trail for master data changes, and improving data quality.
- Cyber Security:** Besides focusing on technical controls and bringing operational efficiencies, we have developed a holistic programme that protects the Company's critical assets, wards off insider threats and creates an active defence by continuously analysing our networks. Your Company has achieved the ISO 27001:2013 certification in Information Security Management System, which not only certifies the good security practices prevailing in the Company but also demonstrates our proven marketing edge towards the elimination of weaker areas and its risk mitigation plan.

## Driving a sustainable business

Your Company is committed to the Environmental, Social & Governance (ESG) goals of creating sustainable long-term value for all its stakeholders. With sustainability at the core of the Company's strategy, it has built-in processes and initiated measures that make it strive to be a force for good, ensuring responsible business conduct and the overall wellbeing of its employees and its communities.

In sync with Exide's sustainability vision, your Company endeavours to demonstrably contribute in a socially, ethically and environmentally responsible way to the development of a society where the needs of all are met. The Company is

supported by a sustainability framework based on focus areas across the ESG facets and all sustainability interventions broadly fall under these focus areas. Exide consistently endeavours to achieve targets set under each of these focus areas and remains cognizant of the needs of the dynamic world and is aligned to making it a better place for the wider community.

This year marks the first year of the Company's transition toward sustainability reporting. The Sustainability report includes the Company's performance in line with the Global Reporting Initiative (GRI) framework for the period April 1, 2021 to March 31, 2022 and is published separately. It is available on your Company's website and can be accessed by using the link - <https://www.exideindustries.com/investors/annual-reports.aspx>

## Highlights of Performance

Your Company recorded net sales of ₹ 12,382 crore in 2021-22, against ₹ 10,041 crore in the previous year. The profitability of your Company was adversely impacted due to unprecedented input costs inflation, as a result of which the raw material prices remained high throughout the year. The prevailing high logistics cost and supply chain disruption also affected the profitability of the Company. As a result, Profit before depreciation, finance cost & tax expenses (EBIDTA) grew marginally to ₹ 1,396 crore from ₹ 1,356 crore and Profit Before Exceptional Items and Tax grew from ₹ 1,018 crore to ₹ 1,025 crore, with a growth of 0.7%.

## Standalone Financial Results

(In Rupees Crores)

Financial Results	2021-22	2020-21
Revenue from operations	12,381.69	10,040.84
Other income	80.34	65.44
Total Income	12,462.03	10,106.28
Profit before depreciation, finance cost, tax expenses & exceptional item	1,475.93	1,421.02
Less: Depreciation and amortisation expenses	412.61	379.35
Less: Finance cost	38.43	23.77
Profit Before Exceptional Item and Tax	1,024.89	1,017.90
Exceptional income/ (expense)	4,693.75	-
Profit Before Tax	5,718.64	1,017.90
Less: Tax expenses	1,035.11	259.62
Profit After Tax	4,683.53	758.28
Other Comprehensive Income	(801.46)	9.12
Total Comprehensive Income for the year	3,882.07	767.40

(In Rupees Crores)

Financial Results	2021-22	2020-21
Balance brought forward	6,808.51	6,211.11
Making a total of	10,690.58	6,978.51
Out of this, appropriations are:		
Interim Dividend for 2020-21 (200%)	-	170.00
Interim Dividend for 2021-22 (200%)	170.00	-
And leaving a balance of (which is carried forward to next year)	10,520.58	6,808.51

### Transfer to Reserves

The Board of Directors has decided to retain the entire profit in the retained earnings. Accordingly, the Company has not transferred any amount to the reserves for the year ended March 31, 2022.

### Consolidated Financial Statements

As required under SEBI (Listing Obligations & Disclosure Requirements) Regulations, 2015, (SEBI Listing Regulations) and in line with the Indian Accounting Standard (Ind-AS) 110, the Consolidated Financial Statements (CFS) of the Company, its subsidiaries and Associates form part of the Annual Report and are reflected in the Consolidated Financial Statements of the Company. These statements have been prepared based on the Audited Financial Statements received from the subsidiary companies and associates as approved by their respective Boards.

The separate audited financial statements in respect of each subsidiary company and associate are also available on the website of the Company at: <https://www.exideindustries.com/investors/annual-reports.aspx>

### Dividend

During the year under review, your Company has paid an interim dividend at the rate of 200% or ₹ 2.00 per equity share of ₹ 1/- each to shareholders whose names appeared in the Register of Members on February 08, 2022. The interim dividend was paid to shareholders on February 16, 2022. Your Board did not recommend a final dividend and therefore the above dividend distribution resulted in a cash outgo of ₹ 170 crore.

The Board of Directors of your Company has approved and adopted the dividend distribution policy of the Company and the dividend declared/recommended during the year is in line with the said policy. The policy is available on the Company's website at: <https://www.exideindustries.com/investors/governance-policies.aspx>

### Share Capital

The paid-up equity share capital as on March 31, 2022 was ₹ 85 crore divided into 85,00,00,000 equity shares of the face value of ₹ 1 each.

During the year, the Company did not issue any shares with differential rights or convertible securities. The Company does not have any scheme for the issue of shares, including sweat equity to the employees or Directors of the Company. The Company does not have a scheme for the purchase of its shares by employees or by trustees for the benefit of employees.

### Change in the nature of the business, if any

During the year, there was no change in the nature of the business of the Company. Further, there was no significant change in the nature of business carried on by its subsidiaries.

### Deposits

During the year under review, the Company did not accept any deposits from the public within the ambit of Section 73 of the Companies Act, 2013 (Act), and the Companies (Acceptance of Deposits) Rules, 2014 (including any statutory modification(s) or re-enactment(s) thereof) for the time being in force.

### Particulars of Loans, Guarantees or Investments

The Company has not granted any loans or provided any guarantee or security pursuant to Section 186 of the Act. The details of investments made by the Company during the year under review have been disclosed in the financial statements under Notes 4 and 10.

### Material Changes and Commitments

There have been no material changes after the close of the Company's financial year to which the financial statements relate and before the date of this report.

## Key financial ratios

Under the SEBI (Listing Obligations & Disclosure Requirements) (Amendment) Regulations, 2018, the Company has to give details of significant changes (i.e. change of 25% or more as compared with the immediately previous financial year) in key sector-specific financial ratios, including debtors turnover, inventory turnover, interest coverage ratio, current ratio, debt-equity ratio, operating profit margin (%) and net profit margin (%) and details of any change in Return on Net Worth as compared with the immediately previous financial year along with a detailed explanation thereof.

Return on Net Worth for the financial year 2021-22 was 53.5% including profit from Exceptional Item on account of sale of Exide Life Insurance Company Limited shares of ₹3,919 crore (after tax). Return on Net Worth from operations for the same financial year was 11.3% against 11.5% in the previous year.

Net profit margin (%) for the financial year 2021-22 was 38% including profit from exceptional item on account of sale of Exide Life Insurance Company Ltd shares. PBT from operation for the financial year 2021-22 was marginally higher than the previous year, despite significant growth in top-line, mainly due to higher material cost consequent to all round cost inflation.

To note, all the above ratios have been disclosed in the notes to financial statements, as required by amendment notification dated March 24, 2021, in Division II of Schedule III to the Companies Act, 2013 and Companies (Audit & Auditor) Amendment Rules 2021.

Your Directors draw your attention to note no. 47 of the financial statements that set out key financial ratios.

## Auditors

### Statutory Auditors and their Report

B S R & Co. LLP, Chartered Accountants (Firm's Registration No: 101248W/W-100022), were appointed as Statutory Auditor of the Company at the Annual General Meeting (AGM) held on July 27, 2017, for an initial term of five consecutive years till the conclusion of the 75th Annual General Meeting of the Company.

Consequently, B S R & Co. LLP, Chartered Accountants, complete their first term of five consecutive years as the Statutory Auditor of the Company at the end of the 75th AGM of the Company. In line with Section 139(2) of the Act,



the Company can appoint an auditor firm for a second term of five consecutive years.

B S R & Co. LLP, have consented to their re-appointment and confirmed that their reappointment, if made, would be within the limits specified under Section 141(3) (g) of the Act. They have further confirmed that they are not disqualified to be reappointed as the Statutory Auditor in terms of the provisions of the Act, and the provisions of the Companies (Audit and Auditors) Rules, 2014, as amended from time to time.

The audit committee and the board of directors recommend to the Members the re-appointment of B S R & Co. LLP, Chartered Accountants, as Statutory Auditor of the Company from the conclusion of the 75<sup>th</sup> AGM till the conclusion of the 80<sup>th</sup> AGM.

### Cost Auditors

Under Section 148 of the Act, read with the Companies (Cost Records and Audit) Rules, 2014, (as amended), the cost records maintained by the Company in respect of the products manufactured by the Company are required to be audited. Your Directors, on the recommendation of the Audit

Committee, have appointed Mani & Co., Cost Accountants (Firm Registration no. 000004), to audit the cost records of the Company for the financial year 2022-23 at a remuneration of ₹ 10,00,000/- plus out-of-pocket expenses and taxes as applicable.

A resolution regarding the ratification of the remuneration payable to Mani & Co., Cost Accountants, forms part of the Notice convening the 75<sup>th</sup> Annual General Meeting of the Company.

### Secretarial Auditors & their Report

Pursuant to the provisions of Section 204 of the Act, read with the Companies (Appointment and Remuneration of Managerial Personnel) Rules, 2014, the Company has appointed A.K. Labh & Co., Practicing Company Secretaries (FCS: 4848/CP No:3238), to audit secretarial and other related records of the Company for the financial year 2021-22. The Secretarial Audit Report is given as **Annexure-I**.

### Secretarial Audit of Material Unlisted Subsidiary Company

M R & Associates, Practicing Company Secretaries, had undertaken a Secretarial audit of the Company's material subsidiary, Chloride Metals Limited, for the financial year 2021-22. The Audit report confirms that the material subsidiary has complied with the provisions of the Act, Rules, Regulations and Guidelines and that there were no deviations or non-compliances, as required under Regulation 24A of the SEBI Listing Regulations. The report of the Secretarial Audit is given as **Annexure IA**.

### Annual Secretarial Compliance Report

During the period under review, the Company has complied with the applicable Secretarial Standards notified by the Institute of Company Secretaries of India. The Company has also undertaken an audit for FY 2021-22, in line with SEBI circular no. CIR/CFD/CMD/I/27/2019 dated February 8, 2019, for all applicable compliances, in line with the SEBI Listing Regulations and circulars/guidelines issued thereunder. The Annual Secretarial Compliance Report will be submitted to stock exchanges within 60 days from the end of the financial year 2021-22.

### Auditors' Qualifications, Reservations or Adverse Remarks or Disclaimers made

There are no qualifications, reservations or adverse remarks by the statutory auditor in their report, or by the Practicing Company Secretary in the secretarial audit report. The

emphasis of matter and the key audit matters paragraphs are self-explanatory and require no clarification.

During the year, there were no instances of fraud reported by auditors under Section 143(12) of the Act.

## Business Responsibility/Sustainability Report

The Company is committed to pursuing its business objectives ethically, transparently and with accountability to all its stakeholders. It believes in demonstrating responsible behaviour while adding value to society and the community, as well as ensuring environmental well-being from a long-term perspective.

In July 2011, the Ministry of Corporate Affairs came up with the 'National Voluntary Guidelines on Social, Environmental and Economic Responsibilities of Business'. These guidelines contain certain principles that are to be adopted by companies as part of their business practices and require disclosures regarding the steps taken to implement these principles through a structured reporting format, viz., the Business Responsibility Report. The Business Responsibility Report (BRR) of the Company is being presented to the stakeholders as required by Regulation 34(2)(f) of SEBI Listing Regulations describing the Environmental, Social and Governance initiatives taken by the Company. Subsequently, SEBI vide SEBI (Listing Obligations & Disclosure Requirement) (Second Amendment) Regulations, 2015 dated May 05, 2021 has made Business Responsibility and Sustainability Reporting (BRSR) applicable for top 1000 listed entities (by



market capitalization) for reporting on a voluntary basis from FY 2021-22 and mandatory from FY 2022-23.

Pursuant to Regulation 34(2)(f) of SEBI Listing Regulations, the Company has voluntarily prepared the Business Responsibility & Sustainability Report for the year 2021-22, which is given in **Annexure-II**.

## Corporate Governance

Transparency is the cornerstone of Exide's philosophy and your Company adheres to all requirements of corporate governance in letter and spirit. All the Committees of the Board of Directors meet at regular intervals as required in terms of SEBI Listing Regulations. Your Board of Directors has taken the necessary steps to ensure compliance with statutory requirements. The Directors and Key Management Personnel and Senior Management Personnel of the Company have complied with the approved 'Code of Conduct for Board of Directors and Senior Management Personnel' of the Company. The declaration to this effect, according to Schedule V of the SEBI Listing Regulations, signed by the Managing Director and CEO of the Company, forms part of the Annual Report.

The Report on Corporate Governance as required under Regulation 34(3), read along with Schedule V of the SEBI Listing Regulations, is given in **Annexure-III**. The Auditors' Certificate on compliance with Corporate Governance norms is also attached to this Report. Furthermore, as required under Regulation 17(8) of SEBI Listing Regulations, a certificate from the Managing Director & CEO and Director-Finance & CFO is being annexed with this Report.

## Business Excellence

Your Company remained focused on capability development in key areas such as Lean Six Sigma, Total Productive Maintenance (TPM), Employee, Health & Safety (EHS), Sustainability, International Standards and various other emerging domains of TQM and business excellence. During the year, there was a significant increase in Business Excellence projects and initiatives, which resulted in a performance-improvement drive in the organisation. Over the last year, there has been double-digit growth in project magnitude as well as an impact both on operational KPI as well as cost savings.

TPM remains the core manufacturing excellence approach for the factory and effectiveness improvement projects on all facets of manufacturing transformation were executed to improve metrics in key areas such as battery scrap, breakdown, yield, manpower productivity, OEE, inventory consumables and material cost reduction. During the year

under review, your Company undertook a significantly higher number of projects on TPM SGA and Lean Six Sigma.

The organisation is committed to establishing a strong foundation for a sustainable performance culture with the total involvement of its people. The Quality Circle initiative's penetration has doubled during the year from the previous year. Besides manufacturing metrics improvement, these initiatives help the Company to build a strong foundation for leadership, team building, communication and healthy IR relations.

The Kaizen initiative across the organisation has matured both in terms of approach as well as participation level of people. Your Company has assigned a strong monthly tracking mechanism for every individual.

## Occupational Health, Safety & Environment

Exide remains committed to the safety of all its stakeholders, assets and protection of the environment, through a variety of initiatives in areas of sustainability. Towards this, your Company follows industry-accredited best practices in health, safety and environment-related aspects to constantly set higher benchmarks, and strives to exceed the same.

All of our manufacturing plants, regional offices, corporate office and R&D facility are certified for ISO 45001, an international standard for occupational health and safety, as well as ISO 14001, an international standard for environmental management, by reputable international certification bodies.

Exide has taken various measures to counter the inherent risk to the safety and health of employees across all functions and locations of the Company arising out of the COVID19 pandemic. Your Company also prioritised a vaccination drive across factories and offices, which has so far covered 95% of its entire workforce across all age groups.

Exide is committed to utilising natural and man-made resources optimally and responsibly and ensuring the sustainability of resources by reducing, reusing, recycling and managing waste. We regularly monitor and prevent pollution through waste minimisation at the source; recovery/treatment

ISO **45001** certified  
and  
ISO **14001** certified





of emissions and energy conservation. Stakeholders of your Company are trained and made aware of EHS practices being followed in the Company through regular sessions. Safety Committees are established in all regions to emphasise safety and health practices so that the safety culture is made a part of our day-to-day work life.

## Corporate Social Responsibility

Exide is committed to its social responsibility and envisions sustainable and inclusive growth by creating values for society at large. We believe that the community around our operational areas is a key stakeholder of our business and its well-being is intrinsically linked to the growth of the Company. Your Company's CSR initiatives are aligned to national and global development goals and are relatable to five major pillars of socio-economic development of communities, viz.:

- Promoting education through Exide Akshar
- Enhancing health outcomes through Exide Aarogya
- Enhancing employability through Exide Kaushal
- Empowering communities through Exide Saksham
- Protecting the environment through Exide Paryavaran

Exide has a board-approved Corporate Social Responsibility policy in compliance with section 135 of the Companies Act and rules made thereunder. It inter-alia, provides guiding principles for implementation and monitoring of CSR projects, roles and responsibilities of CSR Committee,

guidance for the formulation of an annual action plan, defining obligations of implementing partners, methodology for impact assessment and disclosures. In pursuance of the amendment to Companies (Corporate Social Responsibility Policy) Rules, 2014, your Company suitably amended its CSR policy on January 22, 2021. The revised policy is available on the company's website <https://www.exideindustries.com/sustainability/>

The disclosures, as mandated under Rule 8 of the Companies (Corporate Social Responsibility Policy) Rules, 2014, are placed in **Annexure IV**.

In continuation with its practice, the Company spent ₹ 2,109.39 lakh against various social initiatives as against the obligation of ₹ 2,106.16 lakh, positively impacting the lives of more than 2.15 lakh people. Nearly 80% of our beneficiaries come from socially and economically disadvantaged sections of society.

During the year, the Company executed several CSR interventions designed with the active participation of local communities to meet the immediate needs of the society. As the year witnessed a second wave of the COVID-19 pandemic, your Company continued to support the health care system with a significant financial contribution towards Exide Arogya. Under the 'Abhaar Campaign', nutritional and immunity booster kits were distributed to the frontline workers in the critical healthcare sector. The initiative impacted nearly 30,000 people. We continued our support of the healthcare system through contributions for augmenting healthcare facilities.

As schools got ready to welcome the students back to physical classrooms, a significant challenge that faced us all was to address the issue of learning losses and to gradually guide the students back to classroom learning. With the help of our implementing partner, we facilitated enhanced learning by installing 37 smart classrooms across the country. Smart classrooms make learning more interesting and interactive, thereby facilitating smooth acclimatisation of the students to the classrooms. Nearly 17,000 students are estimated to benefit from this initiative.

More than 17,000 people were impacted by our initiative Exide Kaushal for empowerment. The initiative includes providing livelihood training to women and employability enhancement for youths.

Despite the challenges, the employees of your Company continued the tradition of volunteering their time towards

---

More than

**17,000**

people were impacted by our initiative Exide Kaushal for empowerment.

---

various social initiatives as part of Project *Jyotirmoy*. This voluntary initiative helped us to increase the impact and bring smiles on the faces of the beneficiaries.

## Internal Controls

A strong internal control framework is an essential prerequisite for a growing business. The Company has an independent Internal Audit function with a well-established risk management framework. The scope and authority of the Internal Audit function are derived from the Internal Audit Charter approved by the Audit Committee.

The Company has engaged a reputable external firm to support the Internal Audit function for carrying out the Internal Audit reviews. Reviews are conducted continually, based on a comprehensive risk-based audit plan approved by the Audit Committee. The Audit Committee meets periodically to review and discuss the observations arising from the Internal Audit reports.

In line with the requirements of Section 134(5)(e) of the Companies Act 2013, Exide has implemented a robust system and framework for internal financial controls. It has developed

and implemented a framework for ensuring internal controls over financial reporting. This framework includes entity-level policies, processes control, IT general controls, and standard operating procedures (SOPs).

The entity-level policies include anti-fraud policies, such as a Code of Conduct and Whistle-Blower policy. Your Company has framed other policies, such as an Insider Trading policy, HR policy, and IT security policy to strengthen the internal control systems. A risk control matrix has been framed for key processes functions, such as procure-to-pay, order-to-cash, hire-to-retain, treasury, fixed assets, inventory, and manufacturing operations. These internal controls are reviewed by the senior management as well as internal auditors each year.

The Audit Committee has evaluated the design and effectiveness of these controls and has noted no significant material weaknesses or deficiencies that can impact financial reports. On the strength of these controls and systems, your Directors, to the best of their knowledge and belief and according to the information and explanations obtained by them, state that your Company's internal control systems are commensurate with its size and scale of operations, and that they are designed to provide reasonable assurance that the Company's financial statements are reliable and prepared according to the law. It has a well-defined system of internal audits to independently review and strengthen these internal controls continually.

## Vigil Mechanism/Whistle-Blower Policy

Exide has a Whistle-Blower Policy that offers a formal mechanism to its directors, employees and other stakeholders to report genuine concerns about unethical behaviour, actual or suspected, fraud or violation of the Company's Code of conduct in accordance with the provisions of the Act, read with the Companies (Meeting of Board and its Powers) Rules, 2014, and SEBI Listing Regulations. It contains a reporting mechanism, how all reported concerns are dealt with, the confidentiality of the investigations and processes, protection of the whistle-blower against any retaliation, guidelines for retention of records during the investigation/ reporting of the case, etc. The policy provides for adequate safeguards against victimisation of persons who use such a mechanism and provides for direct access to the Chairperson of the Audit Committee in appropriate or exceptional cases. The Company has a dedicated email address for reporting such concerns at [ethics@exide.co.in](mailto:ethics@exide.co.in). Your Company investigates any incident that is reported and takes suitable action in line with the Whistle-Blower Policy. It is affirmed that no personnel of the

Company was denied access to the Audit Committee. The Audit Committee of the Board oversees the vigil mechanism.

The policy is available on the website: <https://www.exideindustries.com/investors/governance-policies.aspx>

## Subsidiaries, Joint Ventures and Associates

A statement containing the salient features of financials of subsidiaries and associates of the Company, in the prescribed Form AOC-1, is part of the Consolidated Financial Statement. This Form highlights the financial performance of each subsidiary and associate company along with their contribution to the overall performance of the Company pursuant to Rule 8(1) of the Companies (Accounts) Rules, 2014. The report is not repeated here for the sake of brevity.

In line with Section 136 of the Act, the financial statements of the subsidiary and associate companies will be available for inspection up to the date of AGM. Members can inspect these by sending an email to [cosec@exide.co.in](mailto:cosec@exide.co.in).

Any member who wants a copy of the financial statements may write to the Company Secretary at the Registered Office of the Company. The financial statements including the CFS and all other documents required to be attached to this report have been uploaded on the website of the Company at [www.exideindustries.com](http://www.exideindustries.com).

Your Company had eight subsidiaries and two associate

companies as on March 31, 2022. During the year under review, your Company floated one wholly-owned subsidiary company viz. **Exide Energy Solutions Limited (EESL)**, to set up a new Li-ion cell manufacturing facility in India.

It also divested the entire equity shareholding in **Exide Life Insurance Company Limited (ELI)**, erstwhile a material wholly-owned subsidiary of the Company, by way of sale to HDFC Life Insurance Company Limited, for an aggregate consideration of ₹ 6,687 crore (Indian Rupees Six Thousand Six Hundred Eighty-Seven crore). Hence, Exide Life Insurance Company Limited ceased to be a subsidiary of your Company w.e.f January 01, 2022.

**Greenyana Solar Private Limited** (Greenyana), one of the associate companies, was formed to procure energy from captive solar power plants to be set up in the state of Haryana. Since necessary permissions were not received from the statutory authorities, your Company sold its entire equity shareholding in Greenyana in favour of the holding company of Greenyana for a consideration of ₹ 5.25 Crore. Hence, it ceased to be an associate company w.e.f. December 30, 2021.

**Chloride Metals Limited (CML)** is a secondary smelting and refining company that is a 100% material subsidiary company of Exide. It plays a strategic role in backward integration and meets the lead and lead alloy requirements of your Company.

Haldia Plant, Chloride Metals



Besides the two existing units located in Karnataka and Pune, CML added a new secondary smelting and refining unit in Haldia, West Bengal. The recycling plant is spread over more than 21 acres and is equipped with modern technology from the global engineering firm, Engitec Technologies S.P.A, Italy. The total installed capacity of the plant is 108,000 tonnes a year.

**Exide Leclanche Energy Private Limited** (known by its Nexcharge brand), is a subsidiary of Exide, which had its beginning in 2018 as a joint venture between Exide Industries Limited and Leclanché SA of Switzerland, one of the world's leading Li-ion battery manufacturers. The objective was to make lithium-ion batteries and provide energy storage systems for India's electric vehicle market and grid-based applications.

Today, Nexcharge is one of the leading companies in India in the production of lithium-ion battery packs, modules and racks, along with BMS and other control software. Its factory in Gujarat is the largest such manufacturing unit in India and is equipped with six fully-automated production lines (Cylindrical, Prismatic and Pouch-to-module and Module-to-pack lines that include HV +LV) as well as a finished goods capacity testing line in fire-safe chambers. Its growth strategy during the last year was to develop customised energy solutions with high quality and safety standards for the transport and industrial segment.

Nexcharge also designs batteries with superior thermal management along with multiple in-built protection features that control and protect the battery not only from diverse climatic conditions but also from abuse. Nexcharge also has a strong focus on safety and has developed technology that exceeds current standards. It also believes in the Indian vision of Atmanirbhar Bharat and therefore localises more and more battery components. At present, nearly 95% of the components, excluding the cells, are sourced in India.

During the year 2021-22, your Company invested around ₹ 85 crore in Nexcharge to meet its funding requirements, thereby increasing its stake to 84.90%.

### **Amalgamation of Chloride Power Systems & Solutions Ltd with Exide**

The Board of your Company has approved the scheme of amalgamation involving the merger of its wholly-owned subsidiary, Chloride Power Systems & Solutions Limited ("CPSSL") with Exide (collectively, the "Amalgamating Companies") The Scheme is subject to the receipt of approval

from the requisite majority of shareholders and creditors of the Amalgamating Parties (unless dispensed with), approval by the Kolkata Bench of the National Company Law Tribunal (NCLT) having jurisdiction over the Amalgamating Companies, and such other approvals, permissions, and sanctions by regulatory and other statutory / quasi-judicial authorities, as may be necessary.

### **Annual Return**

In terms of Section 92(3) of the Companies Act, 2013, and Rule 12 of the Companies (Management and Administration) Rules, 2014, the Annual Return of the Company is available on the Company's website at the link: <https://www.exideindustries.com/investors/annual-reports.aspx>

### **Directors and Key Managerial Personnel**

During FY 2021-22, Members of the Company approved the appointment of Mr. Subir Chakraborty as a Managing Director and CEO of the Company for three years with effect from May 01, 2021. The Members also approved the appointment of Mr. Avik Kumar Roy as a Whole-time director (designated as Director-Industrial), for five years with effect from May 01, 2021. Mr. Gautam Chatterjee ceased to be Managing Director & CEO upon retirement w.e.f. May 01, 2021.

Mr. Arun Mittal (having DIN 00412767) retires by rotation under the provisions of the Companies Act, 2013, and being eligible, offers himself for re-appointment at the ensuing Annual General Meeting.

Mr. Surin Shailesh Kapadia was appointed as an independent director for the first term of five years effective October 25, 2017. His office of directorship is due for retirement on October 24, 2022. Based on the recommendation of the Nomination and Remuneration Committee and after taking into account the performance evaluation of his first term of five years and considering the knowledge, acumen, expertise, experience and the substantial contribution he brings to the Board, the Committee has recommended the appointment of Mr. Surin Shailesh Kapadia to the Board for a second term of five years. The Board, approved the reappointment of Mr. Kapadia as an independent director of the Company with effect from October 25, 2022 to October 24, 2027, whose office shall not be liable to retire by rotation.

Necessary information under the SEBI (Listing Obligations and Disclosure Requirements) Regulations, 2015, and Secretarial Standard 1 (SS-1) issued by ICSI, in respect of directors to be

appointed and re-appointed at the ensuing Annual General Meeting is given in the Annexure to the Notice convening the Annual General Meeting.

None of the Directors of your Company are disqualified from being appointed as directors, as specified in Section 164(2) and Rule 14(1) of Companies (Appointment and Qualification of Directors) Rules, 2014.

During the year under review, the following directors/executives served as Key Managerial Personnel of the Company:

- Mr. Subir Chakraborty, Managing Director & CEO
- Mr. Gautam Chatterjee, Managing Director & CEO (till April 30, 2021)
- Mr. A K Mukherjee, Whole-Time Director (Director-Finance & CFO)
- Mr. Arun Mittal, Whole-Time Director (Director-Automotive)
- Mr. Avik Roy, Whole-Time Director (Director-Industrial)
- Mr. Jitendra Kumar, Company Secretary and President-Legal & Corporate Affairs

## Declaration of Independence

In line with Section 149(7) of the Act, each independent director has confirmed to the Company that he or she meets the criteria of independence laid down in Section 149(6) of the Act, and complies with Rule 6(3) of the Companies (Appointment and Qualifications of Directors) Rules, 2014 and Regulation 16(1)(b) of the Listing Regulations. There has been no change in the circumstances affecting their status as independent directors of the Company. Furthermore, they have affirmed compliance with the code of conduct for independent directors as prescribed in Schedule IV of the Act.

## Board Evaluation

Pursuant to the provisions of the Act and SEBI Listing Regulations, the performance evaluation of the Board as a whole, and the Chairman and the Non-Independent Directors was carried out by the Independent Directors. This exercise was carried out following the Nomination and Remuneration Policy framed by the Company within the framework of applicable laws.

The Board carried out an annual evaluation of its performance, and also evaluated the working of its committees and individual directors, including the Chairman of the Board. The performance evaluation of all the directors was carried

out by the Nomination and Remuneration Committee. The questionnaire and the evaluation process were reviewed in line with the SEBI guidance note on Board evaluation dated January 5, 2017, and suitably aligned with the requirements.

While evaluating the performance and effectiveness of the Board, various aspects of the Board's functioning such as adequacy of the composition and quality of the Board, time devoted by the Board to the Company's long-term strategic issues, the quality and transparency of Board discussions, execution and performance of specific duties, obligations and governance were taken into consideration. Committee performance was evaluated on their effectiveness in carrying out respective mandates, composition, the effectiveness of the committees, the structure of the committees and meetings, independence of the committee from the Board, and contribution to decisions of the Board. A separate exercise was carried out to evaluate the performance of Independent Directors including the Chairman of the Board, who were evaluated on parameters such as level of engagement and contribution to Board deliberations, independence of judgement, safeguarding the interests of the Company, and focus on the creation of shareholder's value, ability to guide the Company in key matters, attendance at meetings, etc.

Considering the success of the Company in most spheres and the value delivered to all its stakeholders, it was evident that the Directors had been diligent, sincere and consistent in the performance of their duties. The Directors expressed their satisfaction with the evaluation process.

## Nomination & Remuneration Policy

Following the provisions of Section 178(3) of the Act and the SEBI Listing Regulations, Exide has a Nomination and Remuneration policy in place. The objectives and key features of this Policy are:

- (a) Formulation of the criteria for determining qualifications, positive attributes of directors, Key Managerial Personnel (KMP), senior management personnel and also independence of independent directors
- (b) Aligning the remuneration of directors, KMPs and senior management personnel with the Company's financial position, remuneration paid by its industry peers, etc
- (c) Performance evaluation of the board, its committees and directors including independent directors
- (d) Ensuring board diversity

- (e) Identifying persons who are qualified to become directors and who may be appointed to senior management, in line with the criteria laid down
- (f) Directors' induction and continued training

The Nomination and Remuneration Policy is available on the Company's website under the link: <https://www.exideindustries.com/investors/governance-policies.aspx>

## Meetings

The Board meets at regular intervals to discuss and decide on Company/business policy and strategy apart from other items of business. The Board exhibits strong operational oversight with regular presentations by business heads to the Board. The Board and committee meetings are pre-scheduled and a tentative annual calendar of Board and committee meetings is circulated to the directors well in advance to help them plan their schedule and to ensure meaningful participation at the meetings.

During the year under review, seven (7) board meetings and seven (7) audit committee meetings were convened and held, the details of which are given in the Corporate Governance report. The intervening gap between the meetings was within the period prescribed under the Companies Act, 2013.

The details of the constitution of the Board and its Committees are given in the Corporate Governance report.

## Compliance with the Code of Conduct for the Board of Directors and Senior Management Personnel

All directors and senior management personnel have affirmed compliance with the Code of Conduct for the Board of Directors and Senior Management Personnel. A declaration to that effect is attached with the Corporate Governance report.

## Compliance with Secretarial Standards on Board and Annual General Meetings

The Company has complied with Secretarial Standards issued by the Institute of Company Secretaries of India on Board Meetings and Annual General Meetings.

## Approach to Risk Management

Over the years, the Enterprise Risk Management process has evolved into a mature process entailing a balanced bottom-up and top-down approach.

The Risk Management Policy of the Company lays down the Enterprise Risk Management framework. The existing Risk Management framework in your Company provides a mechanism for proactive identification, evaluation, prioritisation, reporting, and mitigation of risks.

The Risk Management policy was reviewed during the current year and amendments were made to align with the SEBI Listing Regulations requirements. The existing Risk Management Policy incorporates traditional as well as emerging risks such as Cyber security, Business Continuity processes, Disaster Management and ESG.

The Risk Management Policy of the Company is available on the Company's website at the link: <http://www.exideindustries.com/investors/governance-policies.aspx>

Mechanisms for the identification and prioritisation of risks include scanning the business environment and continuous monitoring of internal risk factors. The risk oversight function consists of the Board of Directors, the Risk Management Committee (RMC), the Executive Committee (EXCOM), process owners, and respective Heads of functions. The RMC, amongst others, reviews the key risks, the progress of Risk Mitigation plans, and deliberates on the challenges faced.

## Concerns and Risks

The unprecedented COVID19 pandemic followed by the recent geopolitical tensions emerging from the Russia-Ukraine conflict, and inflationary pressure, stress-tested our Risk Management framework.

Based on continuous engagement with the business process owner, and continuous scanning of the external and internal business environment, relevant risk registers have been suitably recalibrated to monitor and mitigate the risks caused by the above disruptions.

Some of the key potential risk areas identified by your management and their mitigation strategies adopted and reviewed by the Risk Management Committee during the year under review include, risk arising from Health & Safety, Trade and OE business, increases in commodity cost due to inflationary pressure, supply chain disruption, high logistic and fuel costs, technology absorption & disruption in Industry, environmental and sustainability, cyber and liquidity risk.

To pursue value-driven growth opportunities and mitigate disruption-related risk, your Company has planned a significant investment plan for setting up a multi-gigawatt lithium-ion cell manufacturing plant through its wholly-owned subsidiary company, Exide Energy Solutions Limited.

Your Company has already entered into a long-term technical collaboration with SVolt Energy Technology Co. Ltd (SVOLT), a global technology company, engaged in the production and development of lithium-ion batteries and battery systems for electric vehicles as well as for energy storage.

The resurgence of COVID and the current geo-political scenario on account of the Russia-Ukraine conflict may pose unforeseen risks. Your company continues to work on a resilient and adaptive Risk Management strategy as various events continue to unfold, and new information emerges.

## Listing

The equity shares continue to be listed on the BSE Limited (BSE), the National Stock Exchange of India Limited (NSE) and The Calcutta Stock Exchange Limited (CSE). The Company has paid the annual listing fee for the financial year 2021-22 to BSE, NSE and CSE.

## Particulars of Contracts or Arrangements with Related Parties

All related-party transactions which were entered during the financial year were in the ordinary course of business and on an arm's-length basis. There were no materially significant related-party transactions entered into by the Company with promoters, directors, key managerial personnel or other persons that may have had a potential conflict with the interests of the Company.

All related-party transactions are placed before the Audit Committee for review and approval. Prior omnibus approval is also obtained from the Audit Committee for related-party transactions that are repetitive and can be foreseen, and accordingly, the required disclosures are made to the Audit Committee every quarter in terms of the omnibus approval of the Committee.

During the year under review, the policies on materiality of related-party transactions and on dealing with related-party transactions were amended to bring into effect the changes, in line with SEBI (Listing Obligations & Disclosure Requirements) (Sixth Amendment) Regulations 2021 by the Board of Directors on the recommendation of the Audit Committee. The revised policy is uploaded on the website under the link: <http://www.exideindustries.com/investors/governance-policies.aspx>.

The disclosure of material related-party transactions is required to be made under Section 134(3)(h) read with Section 188(2) of the Act and Rule 8 (2) of the Companies

(Accounts) Rules, 2014 in Form AOC 2. As a result, related-party transactions that individually or taken together with previous transactions during a fiscal year, exceed 10% of the consolidated annual turnover as per the last audited financial statements, and were entered into during the year by the Company are included as **Annexure-V** to this Report. These transactions are with a wholly-owned subsidiary in the ordinary course of business and on an arm's length basis which need not require shareholder's approval under the fifth proviso of Section 188(1) of the Act.

Your Directors draw your attention to notes to the financial statements that set out related-party disclosures.

## Details of significant and material orders passed by the regulators or courts or tribunals impacting the going concern status and the Company's operations in the future

There are no significant material orders passed by the regulators/courts/tribunals which would impact the going-concern status of the Company and its future operations. However, the member's attention is drawn to the statement on contingent liabilities and commitments in the notes forming part of the financial statements.

## Conservation of energy, technology absorption and foreign exchange earnings and outgo

Information pursuant to Clause (m) of Sub-Section (3) of Section 134 of the Act, read with Rule 8 of the Companies (Accounts) Rules, 2014, is given in **Annexure-VI**.

## Human Resources

The Company's Human Resource philosophy continues to be guided by the four pillars of Employee Efficiency, Development, Welfare and Cultural Building. To build a transformational work culture, the Company launched the "Exide Leadership Behaviour (ELB) Framework" focusing on eight leadership behaviours. These behaviours are being cascaded to the last mile through the Senior Leadership Team and internal promotions. Key HR processes will be aligned to ELB.

The Company has invested and will continue to invest in technology and digitalisation to create a future-ready workforce. HR Chatbot was launched to provide a quick guide to all employees on policies and benefits. "Project Lakshya" is institutionalised to build manufacturing excellence through

initiatives such as Industry 4.0, Lean management, safety-first culture and sustainable growth.

To further drive transformation and development, Cross-Functional Teams (CFTs) have been introduced in all key projects with the specific purpose of enhancing problem-solving and collaboration. Business Activation Teams have been formed to guide the front-line employees in sales and service management. Sales and manufacturing academies provide regular training to ensure continuous up-gradation of knowledge and skills.

Exide continues to drive performance through a continuous evaluation process and a competitive performance-based bonus for its employees. The “You Did It” and “Win it Now” platform to recognise and reward top performers publicly continues to motivate our employees. Periodic Pulse Surveys are conducted in Automotive SBU & Manufacturing to resolve issues of employee satisfaction, job role, communication, and work environment. A Turn Around Time (TAT) of 48 hours is maintained for all employee grievances.

Your Company has the talent management process in place to develop a robust talent pipeline for the organisation. People’s committees at various functional levels are formed to review employee performance. These interventions support employee development and career planning in a structured manner. Succession plans are discussed with the Apex People committee which constitutes the senior leadership. For High Potential managers, the Company has kicked off a robust 18-month Leadership Development Programme called “Lead@Exide”. Internal Coaches have also been assigned to High Potential Managers. For new leaders, the Company initiated the ‘Assimilation Programme’ and assigned senior leaders as guides to help them settle down in the organisation.

The Industrial Relations scenario continued to be positive across all our manufacturing locations. During the year under review, wage settlements were successfully carried out. Sustained efforts were made towards building a transformational work culture by adopting industry best practices of flexible manufacturing, productivity enhancements, total quality management (TQM), workmen engagement, plant trainee schemes, quality circles, etc.

The human resource function continuously drives employee motivation and performance in alignment with the business needs. Your Company recognises its employees as its greatest asset and constantly strives to create an ecosystem of continuous learning to help our workforce be future-ready.

The Company had a total of 5,163 employees as of March 31, 2022.

## Particulars of Employees

The information required under Section 197 read with Rule 5 of the Companies (Appointment and Remuneration of Managerial Personnel) Rules, 2014, in respect of employees of the Company, will be provided upon request. In terms of Section 136 of the Act, the Report and financial statements are being sent to Members and others entitled thereto, excluding the information on employees’ particulars which will be available for inspection up to the date of the AGM. Members can view it by sending an email to **cosec@exide.co.in**. Further, we confirm that there was no employee employed throughout the financial year or part thereof, who received remuneration in the financial year which, in the aggregate, was more than that drawn by the Managing Director and Whole-time Directors and holds by himself or along with his spouse and dependent children, not less than 2% of the equity shares of the Company.

The Managing Director and CEO and whole-time directors of the Company have not received any remuneration or commission from any of the subsidiary companies.

Particulars of employees under Section 197 of the Act, read with Rule 5(1) of the Companies (Appointment and Remuneration of Managerial Personnel) Rules, 2014, are given in **Annexure-VII**.

## Prevention of Sexual Harassment at the Workplace

Exide has zero-tolerance for sexual harassment at the workplace and has adopted a policy on prevention, prohibition, and redressal of sexual harassment at the workplace in line with the provisions of The Sexual Harassment of Women at Workplace (Prevention, Prohibition & Redressal) Act, 2013, (‘the Act’) and Rules thereunder. It is committed to providing equal opportunities without regard to race, caste, sex, religion, colour, nationality, disability, etc.

The Company has complied with provisions relating to the constitution of an Internal Complaints Committee. The Apex Internal Committee meets regularly for updates and to build awareness of the policy and provisions of the Act. Virtual Workshops were organised for the Internal Apex and Regional Committee members to help them understand their role as committee members and comprehend the provisions of the Act in detail.

During the financial year 2021-22, no complaints were reported, and no cases were pending as of the end of the financial year 2021-22.



## Directors' Responsibility Statement

To the best of their knowledge and belief and according to the information and explanations obtained by them, your Directors make the following statements in terms of Section 134(3)(c) of the Act:

- a. That, in the preparation of the Annual Financial Statements, the applicable accounting standards have been followed along with proper explanation relating to material departures, if any;
- b. That the Directors have selected such accounting policies and applied them consistently and made judgements and estimates that are reasonable and prudent to give a true and fair view of the state of affairs of the Company at the end of the financial year and of the profit of the Company for that period;
- c. That the Directors have taken proper and sufficient care for the maintenance of adequate accounting records in line with the provisions of this Act for safeguarding the assets of the Company and for preventing and detecting fraud and other irregularities;
- d. That the Directors have prepared the annual accounts on a going-concern basis;
- e. That proper internal financial controls were in place and that the financial controls were adequate and were operating effectively; and
- f. That systems to ensure compliance with the provisions of all applicable laws were in place and were adequate and operating effectively.

Place: Mumbai  
Date: May 05, 2022

## Forward-looking Statements

This report contains forward-looking statements that involve risks and uncertainties.

When used in this Report, the words "anticipate", "believe", "estimate", "expect", "intend", "will", and other similar expressions as they relate to the Company and/or its businesses are intended to identify such forward-looking statements. The Company undertakes no obligation to publicly update or revise any forward-looking statements, whether as a result of new information, future events, or otherwise. Actual results, performance or achievements may differ materially from those expressed or implied in such forward-looking statements. Readers are cautioned not to place undue reliance on these forward-looking statements that speak only as on their dates. This Report should be read in conjunction with the financial statements included herein and the notes thereto.

## Acknowledgement

Your Directors would like to record their appreciation for the enormous personal efforts as well as the collective contribution of all the employees to the Company's performance. The directors would also like to thank the Company's customers, employee unions, shareholders, dealers, suppliers, bankers, government agencies, and all stakeholders for their cooperation and support to the Company and the confidence reposed in the management.

On behalf of the Board of Directors

Sd/-  
**Bharat D Shah**  
Chairman  
DIN: 00136969

Sd/-  
**Subir Chakraborty**  
Managing Director & CEO  
DIN: 00130864

# Annexure I

## SECRETARIAL AUDIT REPORT

FOR THE FINANCIAL YEAR ENDED MARCH 31, 2022

[Pursuant to section 204(1) of the Companies Act, 2013 and the Companies (Appointment and Remuneration of Managerial Personnel) Rules, 2014]

To  
The Members,  
**Exide Industries Limited**  
Exide House  
59 E, Chowringhee Road  
Kolkata - 700020  
West Bengal

We have conducted the secretarial audit of the compliance of applicable statutory provisions and the adherence to good corporate practices by **Exide Industries Limited** having its Registered Office at Exide House, 59 E, Chowringhee Road, Kolkata – 700020, West Bengal (hereinafter called the Company). Secretarial Audit was conducted in a manner that provided us a reasonable basis for evaluating the corporate conducts/statutory compliances and expressing our opinion thereon.

Based on our verification of the books, papers, minute books, forms and returns filed and other records maintained by the Company and also the information provided by the Company, its officers, agents and authorized representatives during the conduct of secretarial audit, we hereby report that in our opinion, the Company has, during the audit period covering the financial year ended March 31, 2022 complied with the statutory provisions listed hereunder and also that the Company has proper Board-processes and compliance-mechanism in place to the extent, in the manner and subject to the reporting made hereinafter.

### Auditors' Responsibility

Maintenance of Secretarial Records is the responsibility of the management of the Company. Our responsibility is to express an opinion on existence of adequate Board process and compliance management system, commensurate to the size of the Company, based on these secretarial records as shown to us during the said audit and also based on the information furnished to us by the officers' and the agents of the Company during the said audit.

We have followed the audit practices and processes as were appropriate to the best of our understanding to obtain reasonable assurance about the correctness of the contents of the secretarial records. The verification was done on test basis to ensure that correct facts are reflected in secretarial records. We believe that the processes and practices, we followed, provide a reasonable basis for our opinion.

We have not verified the correctness, appropriateness and bases of financial records, books of accounts and decisions taken by the Board and by various committees of the Company during the period under scrutiny. We have checked the Board process and compliance management system to understand and to form an opinion as to whether there is an adequate system of seeking approval of respective committees of the Board, of the Board, of the members of the Company and of other authorities as per the provisions of various statutes as mentioned hereinafter.

Wherever required we have obtained the management representation about the compliance of the laws, rules and regulations and happening of events, etc.

The Compliance of the provisions of Corporate and other applicable laws, rules, regulations and standards is the responsibility of the management. Our examination was limited to the verification of compliance procedures on test basis.

Our report is neither an assurance as to the future viability of the Company nor of the efficacy or effectiveness or accuracy with which the management has conducted the affairs of the Company.

**We report that**, we have examined the books, papers, minute books, forms and returns filed and other records maintained by the Company for the financial year ended March 31, 2022 according to the provisions of (as amended) :

- (i) The Companies Act, 2013 (the Act) and the rules made there under;
- (ii) Secretarial Standards as issued by The Institute of Company Secretaries of India;
- (iii) The Securities Contracts (Regulation) Act, 1956 and the rules made there under;
- (iv) The Depositories Act, 1996 and the Regulations and Bye-laws framed there under;
- (v) Foreign Exchange Management Act, 1999 and the rules and regulation made there under to the extent of Foreign Direct Investment, Overseas Direct Investment and External Commercial Borrowings;
- (vi) The following Regulations and Guidelines prescribed under the Securities and Exchange Board of India Act, 1992:
  - (a) The Securities and Exchange Board of India (Substantial Acquisition of Shares and Takeovers) Regulation, 2011;
  - (b) The Securities and Exchange Board of India (Prohibition of Insider Trading) Regulations, 2015;
  - (c) The Securities and Exchange Board of India (Registrars to an Issue and Share Transfer Agents) Regulations, 1993 regarding the Companies Act and dealing with client;
  - (d) The Securities and Exchange Board of India (Listing Obligations and Disclosure Requirements) Regulations, 2015.

**We further report that**, having regard to the compliance system prevailing in the Company and on examination of the relevant documents and records in pursuance thereof, on test-check basis, the Company has specifically complied with the provisions of the following Acts:

1. Legal Metrology Act, 2009;
2. The Environment (Protection) Act, 1986 and various Rules thereunder as issued by Ministry of Environment, Forest and Climate Change, Government of India;

to the extent of its applicability to the Company during the financial year ended March 31, 2022 and our examination and reporting is based on the documents, records and files as produced and shown to and the information and explanations as provided to us by the Company and its management and to the best of our judgment and understanding of the applicability of the different enactments upon the Company. Further, to the best of our knowledge and understanding there are adequate systems and processes in the Company commensurate with its size and operation to monitor and ensure compliances with applicable laws including general laws, labour laws, competition law, environmental laws, etc.

During the period under review the Company has complied with the provisions of the Act, Rules, Regulations, Guidelines, Standards, etc. as mentioned above.

During the period under review, provisions of the following regulations/guidelines/standards were not applicable to the Company:

- (i) The Securities and Exchange Board of India (Buyback of Securities) Regulations, 2018;
- (ii) The Securities and Exchange Board of India (Share Based Employee Benefits) Regulations, 2014;
- (iii) The Securities and Exchange Board of India (Issue and Listing of Debt Securities) Regulations, 2008;
- (iv) The Securities and Exchange Board of India (Issue of Capital and Disclosure Requirements) Regulation, 2018;
- (v) The Securities and Exchange Board of India (Delisting of Equity Shares) Regulations, 2009.

#### **We further report that :**

- (a) The Board of Directors of the Company is duly constituted with proper balance of Executive Directors, Non-Executive Directors and Independent Directors. The changes in the composition of the Board of Directors that took place, if any, during the period under review were carried out in compliance with the provisions of the Act.
- (b) Adequate notice is given to all directors to schedule the Board Meetings, agenda and detailed notes on agenda were sent at least seven days in advance, and a system exists for seeking and obtaining further information and clarifications on the agenda items before the meeting and for meaningful participation at the meeting.

- (c) Majority decision is carried through while the dissenting members' views, if any, are captured and recorded as part of the minutes.
- (d) There are adequate systems and processes in the Company commensurate with the size and operations of the company to monitor and ensure compliance with applicable laws, rules, regulations and guidelines.

**We further report that :**

- a) The Company had divested its entire shareholding in Exide Life Insurance Company Limited, a material wholly owned subsidiary of the Company during the year under report.
- b) The Company had incorporated a wholly owned subsidiary in the name of 'Exide Energy Solutions Limited' during the year under report.
- c) The Board of Directors of the Company at its meeting held on March 29, 2022 had approved a Scheme of amalgamation of its wholly owned subsidiary, Chloride

Power Systems & Solutions Limited with itself subject to necessary approvals and sanctions from regulatory authorities as required.

- d) In the light of heightened concern on spread of Covid-19 across the nation during the year under report, the Company had temporarily scaled down its operation at some of the manufacturing units in accordance with Government directives and guidelines on health and safety of the workforce.

**For A. K. LABH & Co.**  
Company Secretaries

Sd/-

**(CS A. K. LABH)**

Practicing Company Secretary  
FCS – 4848 / CP No.- 3238  
UIN: S1999B026800  
PRCN: 1038/2020  
UDIN: F004848D00027585

Place : Kolkata  
Dated: May 05, 2022

# Annexure IA

## SECRETARIAL AUDIT REPORT

FOR THE FINANCIAL YEAR ENDED MARCH 31, 2022

[Pursuant to section 204(1) of the Companies Act, 2013 and the Companies (Appointment and Remuneration of Managerial Personnel) Rules, 2014]

To,  
The Members,  
**CHLORIDE METALS LIMITED**  
Exide House, 59E Chowringhee Road  
Kolkata - 700020

We have conducted the secretarial audit of the compliance of applicable statutory provisions and the adherence to good corporate practices by **CHLORIDE METALS LIMITED** (hereinafter called the company). Secretarial Audit was conducted in a manner that provided us a reasonable basis for evaluating the corporate conducts/statutory compliances and expressing our opinion thereon.

Based on our verification of the Company's, books, papers, minute books, forms and returns filed and other records maintained by the company and also the information provided by the Company, its officers, agents and authorized representatives during the conduct of secretarial audit, We hereby report that in our opinion and to the best of our understanding, the company has, during the audit period covering the Financial Year ended on March 31, 2022 complied with the statutory provisions listed hereunder and also that the Company has proper Board-processes and compliance-mechanism in place to the extent, in the manner and subject to the reporting made hereinafter:

We have examined the books, papers, minute books, forms and returns filed and other records maintained by the Company for the Financial Year ended on March 31, 2022 according to the provisions of:

- i) The Companies Act, 2013 (the Act), amendments and the rules made thereunder;
- ii) The Securities Contracts (Regulation) Act, 1956 ('SCRA') and the rules made thereunder;
- iii) The Depositories Act, 1996 and the Regulations and Bye-laws framed thereunder; (Not applicable to the Company during the audit period)

- iv) Foreign Exchange Management Act, 1999 and the rules and regulations made thereunder to extent of Foreign Direct Investment, Overseas Direct Investment and External Commercial borrowings; (Not applicable to the Company during the audit period)
- v) The Securities and Exchange Board of India (Listing Obligations and Disclosure Requirements) Regulations, 2015 and other applicable regulations/guidelines/circulars as may be issued by SEBI from time to time, to the extent applicable.
- vi) The following Regulations and Guidelines prescribed under the Securities and Exchange Board of India Act, 1992 ('SEBI Act') were not applicable to the Company during the audit period, as the Company being an unlisted entity:-
  - (a) The Securities and Exchange Board of India (Substantial Acquisition of Shares and Takeovers) Regulations, 2011;
  - (b) Securities and Exchange Board of India (Prohibition of Insider Trading) Regulations, 2015;
  - (c) The Securities and Exchange Board of India (Issue of Capital and Disclosure Requirements) Regulations, 2018;
  - (d) The Securities and Exchange Board of India (Share Based Employee Benefits) Regulations, 2014 and The Securities and Exchange Board of India (Share Based Employee Benefits and Sweat Equity) Regulations, 2021 (with effect from August 13, 2021);
  - (e) The Securities and Exchange Board of India (Issue and Listing of Debt Securities) Regulations, 2008;

- (f) The Securities and Exchange Board of India (Registrars to an Issue and Share Transfer Agents) Regulations, 1993 regarding the Companies Act and dealing with client;
- (g) The Securities and Exchange Board of India (Delisting of Equity Shares) Regulations, 2009 (up to June 09, 2021) and The Securities and Exchange Board of India (Delisting of Equity Shares) Regulations, 2021 (with effect from June 10, 2021);
- (h) The Securities and Exchange Board of India (Buyback of Securities) Regulations, 2018;

We further report that as per the information provided by the Management, no specific laws are applicable to the Company, other than general laws which had been relied upon the representation made by the Company and its Officers for systems and mechanism formed by the Company. The few general laws are Factories Act, Industrial Dispute Act, Environment Laws, Pollution Control Laws, Labour Laws and other related laws, as applicable.

We have also examined compliance with the applicable clauses of the following:

- (i) The Listing Agreements entered into by the Company – Not applicable to the Company during the Audit period.
- (ii) Secretarial Standards issued by The Institute of Company Secretaries of India and to the extent amended and notified from time to time.

During the period under review, the Company has complied with the provisions of the Act, Rules, Regulations, Guidelines, Standards, etc. mentioned above.

#### **We further report that,**

The Board of Directors of the Company is duly constituted with proper balance of Executive Directors and Non-Executive Directors. The Ministry of Corporate Affairs (MCA) vide Notification dated July 05, 2017 notified the Companies (Appointment and Qualification of Directors) Amendment Rules, 2017, thereby exempting wholly owned subsidiary, Joint Venture and Dormant Company which are unlisted public Companies from the requirement of appointing Independent Directors and hence, no Audit Committee and Nomination and Remuneration Committee exists as on March 31, 2022.

There had been changes in the composition of Board of directors during the period under review and the composition of Board of directors of the Company is in conformity with the provisions of the Act as on March 31, 2022.

Adequate notice is given to all directors to schedule the Board Meetings, agendas and detailed notes on agendas were sent at least seven days in advance or at shorter notice; and a system exists for seeking and obtaining further information and clarifications on the agenda items before the meeting and for meaningful participation at the meeting.

Majority decision is carried through while the dissenting members' views, if any, are captured and recorded as part of the minutes.

**We further report that** there are adequate systems and processes in the company commensurate with the size and operations of the company to monitor and ensure compliance with applicable laws, rules, regulations and guidelines.

**We further report that** during the audit period the Company had made right issue upto 16,25,000 equity shares of ₹ 10/- each and also obtained approval of shareholders by way of Ordinary resolution passed in Extra Ordinary General Meeting held on 21.07.2021 for increase of authorized share capital of the Company from ₹ 52,50,00,000/- to ₹ 60,50,00,000/- of ₹ 10/- (Rupees ten) each.

This Report is to be read with our letter of even date which is annexed "**ANNEXURE - A**" and forms an Integral Part of this Report.

#### **For MR & Associates**

Company Secretaries  
A Peer Reviewed Firm  
Peer Review Certificate No.: 720/2020

Sd/-

**[CS Sneha Khaitan]**

Partner

ACS No.:A34458

C P No.:14929

Place : Kolkata

Date : April 25, 2022

UDIN : A034458D000200173

## ANNEXURE – A TO THE SECRETARIAL AUDIT REPORT (FOR THE FINANCIAL YEAR ENDED MARCH 31, 2022)

To,  
The Members,  
**CHLORIDE METALS LIMITED**  
Exide House, 59E Chowringhee Road  
Kolkata - 700020

Our report of even date is to be read along with this letter.

1. Maintenance of Secretarial Records is the responsibility of the Management of the Company. Our responsibility is to express an opinion on these secretarial records based on our audit.
2. We have followed the Audit practices and processes as where appropriate to obtain reasonable assurance about the correctness of the contents of the Secretarial records. The verification was done on test basis to ensure that correct facts are reflected in Secretarial Records. We believe that the processes and practices, we followed provide a reasonable basis for our opinion.
3. We have not verified the correctness and appropriateness of financial records and Books of Accounts of the Company.
4. Wherever required, we have obtained the Management Representation about the compliance of laws, rules and regulations and happening of events etc.
5. The compliance of the provisions of corporate and other applicable laws, rules, regulations and standards is the responsibilities of the management. Our examination was limited to the verification of procedures on test basis.
6. As regard the books, papers, forms, reports and returns filed by the Company under the provisions referred to in our Secretarial Audit Report in Form MR-3 the adherence and compliance to the requirements of the said regulations is the responsibility of management. Our examination was limited to checking the execution and timeliness of the filing of various forms, reports, returns and documents that need to be filed by the Company with various authorities under the said regulations. We have not verified the correctness and coverage of the contents of such forms, reports, returns and documents.
7. The Secretarial Audit Report is neither an assurance as to the future viability of the Company nor of the efficacy or effectiveness with which the management has conducted the affairs of the Company.
8. We have conducted our Audit remotely, based on the records and information made available to us through electronic platform by the Company.

**For MR & Associates**  
Company Secretaries  
A Peer Reviewed Firm  
Peer Review Certificate No.: 720/2020

Sd/-  
**[CS Sneha Khaitan]**  
Partner

ACS No.:A34458  
C P No.:14929

UDIN : A034458D000200173

Place : Kolkata  
Date : April 25, 2022

# Annexure II

## BUSINESS RESPONSIBILITY & SUSTAINABILITY REPORT

There has been a paradigm shift in how businesses are viewed in the present world. The pandemic has only catalysed this change. It has been time of reflection, and a growing realisation that we need to take greater care of each other, and the world around us.

Exide has shown remarkable ability to resist the upheaval caused by the pandemic and its subsequent waves. This is not only a testament to its resilience but, as a successful survivor and industry leader, it helps the Company lead the way in corporate social responsibility (CSR). In recent years, we have consistently worked to improve our Environmental, Social and Governance (ESG) programmes. The Board of Directors and the top management also regularly monitor and implement practices and policies associated with ESG to ensure due emphasis is given.

This Report on ESG captures the standards and initiatives taken by Exide. It encapsulates our ongoing efforts at being a responsible business entity. The Business Responsibility & Sustainability Reporting (BRSR) is a framework by which organisations employ quantifiable and measurable metrics to improve their benchmarking.

The Report outlines the information needed by the Securities and Exchange Board of India as per the nine principles of the National Guidelines on Responsible Business Conduct (NGRBC). While BRSR is optional for financial year 2021-22, at Exide we have voluntarily opted to go beyond compliance and take proactive steps to contribute to the transformational change the country and the industry is going through. To that end, we have been publishing a Business Responsibility Report (BRR) since the financial year 2014-15.

### SECTION A: GENERAL DISCLOSURES

#### I. Details of listed entity

---

1. Corporate Identity Number (CIN) of the Company	L31402WB1947PLC014919
2. Name of the Company	Exide Industries Limited
3. Year of incorporation	1947
4. Registered office address	Exide House, 59E Chowringhee Road, Kolkata 700020, West Bengal, India
5. Corporate address	Exide House, 59E Chowringhee Road, Kolkata 700020, West Bengal, India
6. E-mail id	<b>exideindustriesslimited@exide.co.in</b>
7. Telephone	033 2303 3400
8. Website	www.exideindustries.com
9. Financial Year reported	FY 2021 - 22
10. Name of the Stock Exchanges where shares are listed	National Stock Exchange of India Limited BSE Limited The Calcutta Stock Exchange Limited
11. Paid-up Capital	₹ 85 crore
12. Name and contact details (telephone, email address) of the person who may be contacted in case of any queries on the BRSR report	Mr. Jitendra Kumar, Company Secretary & President (Legal & Corporate Affairs) 033 2302 3400 <b>cosec@exide.co.in</b>
13. Reporting boundary	Standalone basis

---



**Products/services**

14. Details of business activities (accounting for 90.00% of the turnover)

Sl. No.	Description of Main Activity	Description of Business Activity	% of turnover of the Company
1	Manufacture and sales of lead-acid batteries and accumulators	Electrical equipment, General Purpose and Special-purpose machinery and equipment, Transport equipment	100.00%

15. Products/Services sold by the Company (accounting for 90% of the turnover)

Sl. No.	Product/Service	NIC Code	% of total Turnover contributed
1	Manufacture of lead-acid batteries and accumulators	31401	99.63%

**II. Operations**

16. Number of locations where plants and/or operations/offices of the Company are situated:

Location	Number of plants	Number of offices	Total
National	10	26	36
International	Nil	1	1

17. Markets served by the Company

Locations	Number
a. Number of locations	
National (No. of States)	37 (including Union Territories)
International (No. of Countries)	60
b. What is the contribution of exports as a percentage of the total turnover of the Company?	9.00% on standalone basis
c. Types of customers	Users of automotive vehicles and tractors, UPS and inverters, automotive OEMs, industrial OEMs, institutional customers, Government /Non-Government entities, Indian Navy, export dealers and distributors

**III. Employees**

18. Details as at the end of March 31, 2022:

a. Employees and workers (including differently-abled):

Sl. No.	Particulars	Total (A)	Male		Female	
			No. (B)	% (B/A)	No. (C)	% (C/A)
<b>EMPLOYEES</b>						
1.	Permanent (D)	2,346	2,252	95.99%	94	4.01%
2.	Other than Permanent (E)*	1,883	1,847	98.09%	36	1.91%
3.	<b>Total employees (D+E)</b>	<b>4,229</b>	<b>4,099</b>	<b>96.93%</b>	<b>130</b>	<b>3.07%</b>
<b>WORKERS</b>						
4.	Permanent (F)	2,817	2,806	99.61%	11	0.39%
5.	Other than Permanent (G)	11,014	10,906	99.02%	108	0.98%
6.	<b>Total workers (F+G)</b>	<b>13,831</b>	<b>13,712</b>	<b>99.14%</b>	<b>119</b>	<b>0.86%</b>

\* Employees who are hired through third-party manpower agencies and are deployed for sales, services and other back-office services are considered here.

## b. Differently-abled employees and workers

Sl. No.	Particulars	Total (A)	Male		Female	
			No. (B)	% (B/A)	No. (C)	% (C/A)
<b>DIFFERENTLY ABLED EMPLOYEES</b>						
1.	Permanent (D)					
2.	Other than Permanent (E)			Nil		
3.	<b>Total differently-abled employees (D+E)</b>					
<b>DIFFERENTLY ABLED WORKERS</b>						
4.	Permanent (F)	3	3	100.00%		
5.	Other than Permanent (G)	9	9	100.00%	Nil	
6.	<b>Total differently-abled workers (F+G)</b>	<b>12</b>	<b>12</b>	<b>100.00%</b>		

## 19. Participation/Inclusion/Representation of women

	Total (A)	No. and percentage of Females	
		No. (B)	% (B/A)
Board of Directors	9	1	11.11%
Key Management Personnel	1	Nil	Nil

## 20. Turnover rate for permanent employees and workers (disclose trends for the past 3 years)

	FY 2021-22			FY2020-21			FY2019-20		
	Male	Female	Total	Male	Female	Total	Male	Female	Total
Permanent Employees	15.90%	12.80%	15.80%	12.90%	17.60%	13.10%	12.70%	16.70%	12.80%
Permanent Workers	4.10%	Nil	4.10%	3.80%	Nil	3.80%	3.20%	Nil	3.20%

**IV. Holding, Subsidiary and Associate Companies (including joint ventures)**

## 21. Name of holding/subsidiary/associate companies/joint ventures

Sl. No.	Name of the holding/ subsidiary/ associate companies/ joint ventures (A)	Indicate whether holding/ subsidiary/ associate/ joint venture	% of shares held by the Company	Does the entity indicated at column A, participate in the Business Responsibility initiatives of the Company (Yes/No)
1	Associated Battery Manufacturers (Ceylon) Limited (ABML), Sri Lanka	Subsidiary	61.50%	Yes
2	Chloride Batteries S.E. Asia Pte Limited (CBSEA), Singapore	Subsidiary	100.00%	Yes
3	Chloride International Limited (CIL), India	Subsidiary	100.00%	Yes
4	Chloride Metals Limited (CML), India	Subsidiary	100.00%	Yes
5	Chloride Power Systems & Solutions Limited (CPSSL), India	Subsidiary	100.00%	Yes
6	CSE Solar Sunpark Maharashtra Private Ltd, India	Associate	27.20%	Yes
7	CSE Solar Sunpark Tamil Nadu Private Ltd, India	Associate	27.20%	Yes
8	Espex Batteries Limited (ESPEX), UK	Subsidiary	100.00%	Yes
9	Exide Energy Solutions Limited (EESL), India	Subsidiary	100.00%	Yes
10	Exide Leclanche Energy Private Limited (ELEPL), India	Subsidiary	84.90%	Yes

## V. CSR Details

22 (i) Whether CSR is applicable as per section 135 of Companies Act, 2013: (Yes/No)	Yes
(ii) Turnover (in ₹)	₹12,381.69 crore for FY2021-22
(iii) Net worth (in ₹)	₹10,605.58 crore for FY2021-22

## VI. Transparency and Disclosure Compliances

23. Complaints/Grievances on any of the principles (Principle 1 to 9) under the National Guidelines on Responsible Business Conduct:

Stakeholder group from whom complaint is received	Grievance Redressal Mechanism in place (Yes/No) (If yes, then provide weblink for grievance redressal policy)#	FY2021-22			FY2020-21		Remarks
		No. of complaints filed during the year	No. of complaints pending resolution at close of the year	Remarks	No. of complaints filed during the year	No. of complaints pending resolution at close of the year	
Shareholders*	Yes	12	Nil		22	Nil	
Employees and workers	Yes	2	Nil		Nil	Nil	
Customers**	Yes	36	154		55	180	
Value Chain Partners	Yes	523	Nil		612	Nil	

\*Shareholder complaints reported to the stock exchanges are considered here.

\*\*Customer complaints lodged with State/National consumer forum relating to defect/deficiency in product/service are considered as complaints.

# The Company has instituted a strong vigil/whistle-blowing mechanism through its Whistle Blower policy which extends to all stakeholders. The policy is available on the Company website under 'Governance policies' in the 'Investor' tab and can be accessed using the link below:

<https://docs.exideindustries.com/CorporateGovernance/7b3c1372-20a7-4bdd-9408-f771f86ed914.pdf>

24. Overview of the Company's business conduct, pertaining to environment and social matters that present a risk or an opportunity to the business of the Company, rationale for identifying the same, approach to adapt or mitigate the risk along with its financial implications, as per the following format:

Sl. No.	Material issue identified	Indicate whether risk or opportunity (R/O)	Rationale for identifying the risk/opportunity	Approach to adapt or mitigate	Financial implications of the risk or opportunity (Indicate positive or negative implications)
1.	Energy and emission management	Opportunity and Risk	Exide's manufacturing processes involve significant energy consumption which also results in emissions. This presents risk as well as an opportunity for us.	<ul style="list-style-type: none"> <li>Installation of energy-efficient machinery and equipment across our Plants</li> <li>Close monitoring and supervising the energy consumption at our Plants and taking remedial action, wherever required.</li> </ul>	<ul style="list-style-type: none"> <li>Reduces consumption through increased efficiency</li> </ul>

Sl. No.	Material issue identified	Indicate whether risk or opportunity (R/O)	Rationale for identifying the risk/opportunity	Approach to adapt or mitigate	Financial implications of the risk or opportunity (Indicate positive or negative implications)
			<p><b>Opportunity</b> Reduction in energy consumption and in turn reduction in emission through improved management at factories/offices has two-fold impact:</p> <ul style="list-style-type: none"> <li>• Lower energy cost and enhanced competitiveness through optimum utilisation of resources</li> <li>• Reduce impact on the environment and community in which we operate.</li> </ul>	<ul style="list-style-type: none"> <li>• Focussed approach on avoiding wasteful consumption.</li> <li>• Conducting training and development programmes on energy-saving and emission-reduction practices to all stakeholders</li> <li>• Carrying out periodical internal and external energy audits</li> <li>• Increasing renewable energy (RE) consumption to reduce Scope 2 emissions</li> <li>• We have undertaken multiple targets under Energy management and GHG emission. Please refer page 22 onwards in our sustainability report</li> </ul>	<ul style="list-style-type: none"> <li>• Reduces the cost of operations in a sustainable manner and enhances Exide's competitiveness in the market.</li> </ul>
2.	Change in technology – Emerging penetration of Electric Vehicle (EV) business into our traditional lead-acid battery business	Opportunity and Risk	<p><b>Opportunity</b></p> <ul style="list-style-type: none"> <li>• With increasing penetration of EV and disruption in the technological landscape, there is an immense opportunity to expand our business and boost our market position, particularly in transportation and industrial application, as a result of rising downstream industry demand.</li> </ul> <p><b>Risk</b></p> <ul style="list-style-type: none"> <li>• The emergence of alternate chemistry cells (ACC) where lead-acid batteries are replaced by lithium-ion and some other technology driven batteries poses risk to our traditional business in long run.</li> </ul>	<p>The Company has taken necessary steps to grab this new opportunity by venturing into EV business through its two subsidiary companies. While anticipating the trend early on, Exide formed a subsidiary namely Exide Leclanche Energy Pvt. Ltd ('Nexcharge') in the year 2018, which is one of the leading companies in India to set-up state-of-the-art manufacturing facility for Lithium-ion battery pack and assembly at Prantij, Gujarat.</p> <p>Recently, Exide has formed a wholly-owned subsidiary company, Exide Energy Solutions Limited, for setting-up a multi-giga watt hour lithium-ion cell manufacturing facility in the state of Karnataka.</p> <p>We expect that our diversification into EV space at an early stage has provided us an early mover advantage in terms of establishing strong market presence and mitigate the risk to our traditional lead-acid business.</p>	<p>Governments and cities have introduced regulations and incentives to accelerate the shift to sustainable mobility and can be profitable.</p>

Sl. No.	Material issue identified	Indicate whether risk or opportunity (R/O)	Rationale for identifying the risk/opportunity	Approach to adapt or mitigate	Financial implications of the risk or opportunity (Indicate positive or negative implications)
3.	Social responsibility	Opportunity	<p><b>Opportunity</b></p> <ul style="list-style-type: none"> <li>With targeted initiatives, the Company believes in empowering communities within its regions of operation. The Company focuses on five key pillars for socio-economic development:               <ul style="list-style-type: none"> <li>Health</li> <li>Education</li> <li>Empowerment</li> <li>Employability</li> <li>Environment</li> </ul> </li> </ul>	<ul style="list-style-type: none"> <li>Undertaking developmental projects in the neighbourhood of all our factories and offices</li> <li>Undertaking CSR projects in and around five focussed areas identified by the Company.</li> <li>Following structured employee volunteering and engagement programmes relating to CSR projects undertaken by us.</li> <li>Track and disclose the impact CSR activities have on various marginalised sections of society</li> </ul>	Helps in generating goodwill for the Company and create value for the stakeholders.
4.	Talent - Employee Health and Safety	Opportunity and Risk	<p><b>Opportunity</b></p> <ul style="list-style-type: none"> <li>Enhanced recruitment and training efficacy</li> <li>Better employee experience</li> <li>Reduction in cost of hiring</li> <li>Well-being of both employees and workers is promoted through workplace safety.</li> <li>Effective staff health and safety procedures enable us to reduce our downtime.</li> </ul> <p><b>Risk</b></p> <ul style="list-style-type: none"> <li>Our inability to ensure health and safety of our workers at our manufacturing facilities as well as at our offices will result in workers and employees losing faith in the Company which may dampen our brand reputation and may lead to financial implications.</li> </ul>	<ul style="list-style-type: none"> <li>Implemented a Leadership Behaviour Programme across the Company to nurture and retain talent</li> <li>Following a merit-based pay system</li> <li>Conduct employee engagement activities regularly</li> <li>Performance appraisal and incentives</li> <li>Continuous identification and monitoring of unsafe conditions for proper mitigation and timely counter measures</li> <li>Conduct safety training for all the workers</li> </ul>	<ul style="list-style-type: none"> <li>Increases overall productivity and reduces attrition.</li> <li>Will help develop core team of experts and reduces hiring cost.</li> <li>Overall improvement of health standards in the working place, thereby reducing the scope of injury to our employees and workers. This, in-turn, will increase operational efficiency of the Company.</li> </ul>



9. Does the Company have a specified Committee of the Board/ Director responsible for decision-making on sustainability-related issues? (Yes / No). If yes, provide details.

A committee has been constituted, headed by Mr. Jitendra Kumar, President (Legal & Corporate Affairs) & Company Secretary to formulate, supervise and oversee matters pertaining to Sustainability. The committee comprises senior officials from various functions like manufacturing, EHS, HR, Finance, Risk management, Compliance, CSR, Energy management, TQM, and so on. The Risk Management Committee is represented at the Board by its Chairman, Mr. Surin Kapadia, who is also an Independent Director. It oversees ESG progress and risks in a periodical manner.

10. Details of review of NGRBCs by the Company:

Subject for review	Indicate whether review provided below taken by Director/Committee of the Board/any other Committee (Y/N)									Frequency (Annually/Half yearly/Quarterly/Any other – please specify)								
	P	P	P	P	P	P	P	P	P	P	P	P	P	P	P	P	P	P
	1	2	3	4	5	6	7	8	9	1	2	3	4	5	6	7*	8	9
Performance against above policies and follow up action	Y	Y	Y	Y	Y	Y	N	Y	Y	A	H	Q	A	A	Q	NA	Q	Q
Compliance with statutory requirements of relevance to the principles, and, rectification of any non-compliances	Y	Y	Y	Y	Y	Y	Y	Y	Y	Q	Q	Q	Q	Q	Q	NA	Q	Q
										<b>P1</b>	<b>P2</b>	<b>P3</b>	<b>P4</b>	<b>P5</b>	<b>P6</b>	<b>P7</b>	<b>P8</b>	<b>P9</b>

11. Has the entity carried out independent assessment / evaluation of the working of its policies by an external agency? (Yes/No). If yes, provide the name of the agency.

Certification bodies conduct annual audits for evaluating compliance against the requirement of Quality, Health and Environment, and Laboratory policy. Third-party audit for safety management is conducted for factories. Financial and regulatory audits are done by assigned auditing firm.

\*The policy is in the draft stage; however, the Company works closely with various trade and industry associations. This could include industry representations to the government and/or regulators.

12. If answer to question (1) above is 'No' i.e. not all Principles are covered by a Policy, reasons to be stated: **Not applicable**

## PRINCIPLE-WISE POLICIES

These policies have been developed based on best practices or as per regulatory requirements. Policies may include a combination of internal policies which are accessible to all internal stakeholders and external policies which are placed on the Company's website. For external policies available on Company's website, kindly access below links:

<https://www.exideindustries.com/investors/governance-policies.aspx>

<https://www.exideindustries.com/about/policies-certifications.aspx>

P1	ETHICS AND TRANSPARENCY	<ul style="list-style-type: none"> <li>- Vision and Mission Statement - The essence of this principle is embedded in the Company's vision, mission and core values statement</li> <li>- Code of Conduct for Employees</li> <li>- Code of Conduct for Board of Directors and Senior Management</li> <li>- Code of Conduct for Prevention of Insider Trading</li> <li>- Policy on Related Party Transaction</li> <li>- Whistle Blower Policy</li> <li>- Policy on determination of Materiality for Disclosures</li> <li>- Code of Practices and Procedures for Fair Disclosure of unpublished price sensitive information</li> </ul>
P2	PRODUCT RESPONSIBILITY	<ul style="list-style-type: none"> <li>- Suppliers code of conduct</li> <li>- Product Responsibility Policy</li> <li>- Quality Policy</li> <li>- Laboratory Quality Policy</li> <li>- TPM Policy</li> <li>- Vendor Policy</li> <li>- Risk Management Policy</li> </ul>
P3	HUMAN RESOURCES	<ul style="list-style-type: none"> <li>- Human Resource Policy</li> <li>- Sexual Harassment (POSH) Avoidance Redressal Policy</li> <li>- EHS Policy</li> <li>- Human Rights Policy</li> <li>- Whistle Blower Policy</li> <li>- Code of Conduct</li> </ul>
P4	RESPONSIVE TO STAKEHOLDERS PARTICULARLY THE MARGINALISED	<ul style="list-style-type: none"> <li>- Dividend Distribution Policy</li> <li>- Risk Management Policy</li> <li>- CSR Policy</li> <li>- Sustainability Policy</li> </ul>
P5	RESPECT FOR HUMAN RIGHTS	<ul style="list-style-type: none"> <li>- The Human Rights Policy is inclusive of Non-discrimination, Anti-harassment, Equal Opportunity or Hiring Policy, Forced Labour Policy, and Policy for Persons with Disability</li> </ul>
P6	ENVIRONMENT	<ul style="list-style-type: none"> <li>- Sustainability Policy</li> <li>- Biodiversity Policy</li> <li>- CSR Policy</li> </ul>
P7	PUBLIC POLICY ADVOCACY	The policy is in the draft stage; however, the Company works closely with various trade and industry associations. This could include industry representations to the government and/ or regulators.
P8	INCLUSIVE GROWTH	<ul style="list-style-type: none"> <li>- CSR Policy</li> <li>- Sustainability Policy</li> <li>- Supplier Code of Conduct</li> </ul>



---

P9	CUSTOMER ENGAGEMENT	<ul style="list-style-type: none"> <li>– Vision, Mission, and Core Value Statement</li> <li>– Customer Privacy Policy</li> <li>– IT Security Policy</li> <li>– Product Responsibility Policy</li> <li>– Quality Policy</li> <li>– Social Media Policy</li> </ul>
----	---------------------	--

---

## Section C: PRINCIPLE WISE PERFORMANCE DISCLOSURE

### Principle 1: Businesses should conduct and govern themselves with integrity, and in a manner that is Ethical, Transparent and Accountable

While Exide's vision is to become a global powerhouse trusted by consumers, favoured by investors, and recognised for innovative products and solutions, it is imperative to the Company that it should achieve this through ethical means. Towards that end, Exide maintains the highest level of transparency and business integrity while driving the Company's vision. Subsequently, the Company has adopted one Code of Conduct for Directors and Senior Management Personnel and another Code of Conduct for employees that lays down the principles and standards governing the leadership team's actions. The Company upholds and ensures compliance to the said Code of Conduct and Ethics across its operations. The policies governing these subjects cover employees, vendors, and also subsidiaries of the Company.

The Company also has a vigil system defined by the Whistle Blower Policy that allows workers and stakeholders to report genuine concerns about unethical behaviour, whether actual or suspected, fraud, or violations of the Company's Code of Conduct. This includes any direct or indirect use of authority to obstruct whistle-blowers in doing his/her duties/functions, including making a further protected disclosure. The policy is overseen by the Chairman of the Audit Committee and the Company's Whistle Officer.

Exide recognises that it is accountable to the environment it operates in. Core values include responsible corporate citizenship whereby social and ecological sustainability is actively promoted and the organisation's adverse impact on current and future community is minimised. Exide not only meets, but also exceeds the expectations of local and global communities through open and inclusive stakeholder engagements.

#### Essential Indicators

##### 1. Percentage coverage by training and awareness programmes on any of the principles during the financial year:

Segment	Total number of training and awareness programmes held	Topics/principles covered under the training and its impact	%age of persons in respective category covered by the awareness programmes
Board of Directors and Key Managerial personnel		The Company's Board of Directors, Senior Management and the KMP's were involved during the year, inter alia, in discussing various topics ranging from industry development and its outlook, Indian and Global economy, ESG related topics, and participation in social initiatives undertaken by the Company.	

<p>Employees, other than Board of Directors and KMPs Workers</p>	<p>Employees and workers received access to a variety of online TQM (Total Quality Management) and Lean Management courses over the year, through Exide Learning Academy. <i>Exide One</i>, is a social collaboration tool that the Company has established for its workers to enable them to connect, collaborate, and communicate. Employees and workers can connect on a single platform through a variety of digital events, and the platform allows them to exchange information in real-time via blog postings.</p> <p>Several videos of the manufacturing process and products are also provided to all employees/ workers to familiarise and train themselves. This has helped employees during COVID to improve and develop skills.</p> <p>We are also planning to implement similar initiatives for our new joiners to acclimatise them better and faster with the Company's work environment, policies, products, manufacturing process, skill development and so on.</p>
--	--

**2. Details of fines /penalties/punishments/awards/compounding fees/settlement amount paid in proceedings (by the entity or by Directors/KMPs) with regulators/law enforcement agencies/judicial institutions, in the financial year:**

During the fiscal year under consideration, the Company faced no material fines, penalties, punishment, award, compounding fees or settlement amount in proceedings with regulators, law enforcement agencies or judicial institutions.

**3. Of the instances disclosed in Question 2 above, details of the Appeal/Revision preferred in cases where monetary or non-monetary action has been appealed.**

Case Details	Name of the regulatory/enforcement agencies/judicial institutions
Not Applicable	

**4. Does the Company have an anti-corruption or anti-bribery policy? If yes, provide details in brief and if available, provide a web-link to the policy.**

The Company has instituted a strong vigil/whistle blowing mechanism through its Whistle Blower policy which is also available on the Company website under 'Governance policies' in the 'Investor' tab at <https://docs.exideindustries.com/CorporateGovernance/7b3c1372-20a7-4bdd-9408-f771f86ed914.pdf>

Through this mechanism, all stakeholders are encouraged to report irregularities including bribery and corruption, as per the procedure prescribed in the policy. Further, the essence of this principle is also embedded in the Company's vision, mission and core values statements, which are available on the Company's website, <https://www.exideindustries.com/about/vision-mission.aspx>

**5. Number of Directors/KMPs/employees/workers against whom disciplinary action was taken by any law enforcement agency for the charges of bribery/ corruption:**

Nil. No such disciplinary action was taken against any director, KMP, employees and worker by any law enforcement agency.

**6. Details of complaints with regard to conflict of interest**

Nil

**7. Provide details of any corrective action taken or underway on issues related to fines/penalties/action taken by regulators/ law enforcement agencies/ judicial institutions, on cases of corruption and conflict of interest.**

Not Applicable

**Leadership Indicators**

**1. Does the entity have processes in place to avoid/ manage conflict of interests involving members of the Board? (Yes/No) If Yes, provide details of the same.**

Yes. The Company receives an annual declaration from all its Board members and KMP on the entities/firms they are interested in and ensures requisite approvals, as required under the statute and the Company's policies, before transacting with such entities/individuals.

In addition, Board committees are adequately represented by independent members. All committees meet the regulatory requirements for size and independence. Only non-conflicted members serve on the Audit committee, Nomination and Remuneration committees.

No material Related Party Transactions (RPTs) with entities associated with directors and senior executives were undertaken during the year. The Company did not have any related party transactions which could be prejudicial to the interests of minority shareholders.

**Principle 2: Business should provide goods and services in a manner that is sustainable and safe**

Exide uses a variety of measures and checks to ensure sustainable management and sourcing of materials and services. These include supplier evaluations and screenings, audits, risk-based due diligence analyses and additional workshops with selected service providers. The goal is to ensure compliance with social standards and environmental regulations on one hand, and greater transparency in the supply chain on the other. The energy efficiency and eco-friendly measures undertaken by the Company are also mentioned on the batteries manufactured by us.

The Company recognises the need to reduce the risk of overconsumption of raw material supplies and the resulting environmental implications. It is fully committed to the objective of increasing the mix of recycled materials for better resource use, environmental impact mitigation, and contribution toward the promotion of a circular economy.

**Essential Indicators**

**1. Percentage of R&D and capital expenditure (capex) investments in specific technologies to improve the environmental and social impacts of products and processes to total R&D and capex investments made by the entity, respectively.**

Segment	FY2021-22	FY2020-21	Details of improvements in environmental and social impacts
R&D	66.78%	68.06%	Our R&D division continuously strives to develop and provide green manufacturing solutions. The manufacturing processes are revisited for energy optimisation, while emitting minimal if not zero effluents. These would include modern fast-process technologies, leading to significantly more power-efficient and affordable end-products with longer life. In close consultation and joint development with in-house smelting units, the R&D engineers have been able to develop a superior grade of recycled lead, almost at par with primary lead. This will increase the share of recycled lead going forward. In addition, the R&D team is also working towards increasing the share of recycled plastic in packaging material.
Capex	5.33%	2.77%	

## 2. Does the entity have procedures in place for sustainable sourcing? (Yes/No)

Yes. To achieve sustainable business and meet the increasing performance expectations, Exide has a detailed vendor manual that articulates the processes and system for on-boarding of vendors, the Code of Conduct to be followed by the vendor, including their compliance to ESG commitments, and other roles and responsibilities of the vendors. As a part of the supplier onboarding process, we require supplier acceptance to the vendor manual. This ensures sustainable sourcing across our supplier base.

## 3. Describe the processes in place to safely reclaim your products for reusing, recycling, and disposing at the end of life, for (a) Plastics (including packaging) (b) E-waste (c) Hazardous waste, and (d) other wastes.

Exide is registered under the Battery Management and Handling rules 2010 (BMHR) and Plastic Waste Management Rules 2016, as amended from time to time. It has ensured fulfilment of its liability of collection and recycling under the extended producer responsibility of the said rules.

Lead and its alloys are key raw materials used in the manufacturing of the products. Since lead is classified as a hazardous material, the Company has set up its own lead recycling plants as a part of its backward integration strategy. These operate under a wholly-owned subsidiary, Chloride Metals Limited (CML). In addition to the recycling plants operational in Karnataka and Maharashtra, Exide has also set up a new recycling plant in West Bengal with state-of-the-art technology. These plants ensure environment-friendly processes and responsible waste management.

Through CML, Exide has an established process across various channels for the collection of used batteries from consumers. Plastic waste recovered from the used batteries is disposed off to plastic recyclers which is also a step towards a circular economy.

In addition, all manufacturing units are certified under the environmental management system ISO 14001. Consequently, a robust waste management system is in place on a pan-India basis, which ensures waste recycling for battery manufacturing.

## 4. Whether Extended Producer Responsibility (EPR) is applicable to the entity's activities (Yes / No). If yes, whether the waste collection plan is in line with the Extended Producer Responsibility (EPR) plan submitted to Pollution Control Boards? If not, provide steps taken to address the same.

Yes, the Company has a structured process to ensure the recycling of products and waste generated during the production process. Dealers collect spent batteries at the end of the product life from the customer. The plastic material is also gathered pan-India and recycled as per the norms of pollution control boards of respective states. The returns are filed as per the set frequency by the State Government.

EPR plan is applicable for the Company under Plastic Waste Management Rules (PWM). The Company is registered with CPCB (Central Pollution Control Board) under PWM and has submitted its collection plan. It has collaborated with a registered PRO (Producer Responsibility Organisation) for this purpose and complies with Exide's EPR obligations.

## Principle 3: Business should respect and promote the well-being of all employees, including those in their value chains

The Company encourages a collaborative work environment that promotes harmony, pride, and trust among colleagues. The senior management strives to ensure the health and well-being of employees while providing opportunities to grow and expand in their professional and personal lives.

For Exide, the primary focus has always been the welfare of its employees. Health and Safety Awareness sessions are conducted periodically for all employees. During the pandemic, employees and workers were provided medical and financial assistance to combat the crisis, whenever necessary. Vaccination camps were also organised for employees, workers, and their family members.

Apart from health and safety, Exide aims for the comprehensive well-being of its employees and workers including job satisfaction and soft skill development. With an objective to achieve and encourage problem-solving and collaboration, cross-functional

teams are set up, along with various training and development workshops/sessions, to deal with changing business dynamics. Additionally, regular pulse surveys are conducted in the automotive, industrial, and manufacturing divisions to address issues such as employee and worker happiness, communication, job role, and work environment.

## Essential Indicators:

### 1. a. Details of measures for the well-being of employees:

Category	Total (A)	% of employees covered by									
		Health insurance		Accident insurance		Maternity benefits		Paternity benefits		Day Care facilities	
		Number (B)	% (B/A)	Number (C)	% (C/A)	Number (D)	% (D/A)	Number (E)	% (E/A)	Number (F)	% (F/A)
<b>Permanent employees</b>											
Male	2,252	2,252	100.00%	2,252	100.00%	–	–	NA	NA	NA	NA
Female	94	94	100.00%	94	100.00%	As per Statute		NA	NA	NA	NA
<b>Total</b>	<b>2,346</b>	<b>2,346</b>	<b>100.00%</b>	<b>2,346</b>	<b>100.00%</b>			<b>NA</b>	<b>NA</b>	<b>NA</b>	<b>NA</b>

For other than permanent employees, wellbeing is ensured through the third-party service providers as per Statute. The Company understands the importance of these well-being measures. At any point of time, the Company considers paternity leave on compassionate grounds.

### b. Details of measures for the well-being of workers:

Category	Total (A)	% of employees covered by									
		Health insurance		Accident insurance		Maternity benefits		Paternity benefits		Day Care facilities	
		Number (B)	% (B/A)	Number (C)	% (C/A)	Number (D)	% (D/A)	Number (E)	% (E/A)	Number (F)	% (F/A)
<b>Permanent Workers</b>											
Male	2,806	2,806	100.00	As per Statute		–	–	NA	NA	NA	NA
Female	11	11	100.00			As per Statute		NA	NA	NA	NA
<b>Total</b>	<b>2,817</b>	<b>2,817</b>	<b>100.00</b>					<b>NA</b>	<b>NA</b>	<b>NA</b>	<b>NA</b>

For other than permanent workers the well-being is ensured through the third-party service providers as per Statute.

### 2. Details of retirement benefits, for Current FY and Previous Financial Year

Benefits	FY2021-22			FY2020-21		
	No. of employees covered as a % of total employees	No. of workers covered as a % of total workers	Deducted and deposited with the authority (Y/N/N.A.)	No. of employees covered as a % of total employees	No. of workers covered as a % of total workers	Deducted and deposited with the authority (Y/N/N.A.)
PF	100.00%	100.00%	Y	100.00%	100.00%	Y
Gratuity	100.00%	100.00%	Y	100.00%	100.00%	Y
ESI	NA	100.00%	Y	NA	100.00%	Y
Others- please specify						

Note: 100.00% coverage as per threshold limit eligibility in accordance with the Employees State Insurance Act, 1948.

### 3. Accessibility of workplaces

**Are the premises/offices of the Company accessible to differently-abled employees and workers, as per the requirements of the Rights of Persons with Disabilities Act, 2016? If not, whether any steps are being taken by the Company in this regard.**

Yes. The premises/offices are accessible to differently-abled employees and workers.

### 4. Does the Company have an equal opportunity policy as per the Rights of Persons with Disabilities Act, 2016? If so, provide a web-link to the policy.

The Company adopts fair employment practices and has formulated a policy on human rights that values diversity, promotes equal opportunity, and prevents intolerance or discrimination based on disability. Apart from promoting equality, the Company also provides differently-abled employees with a work environment that is supportive, inclusive, and ergonomic.

The said Policy is put up in offices and is accessible to the public on our website. <https://docs.exideindustries.com/pdf/policies-certifications/human-rights-policy.pdf>

### 5. Return to work and Retention rates of permanent employees and workers that took parental leave.

The Company has an efficient workforce with an employee-friendly workplace. It has faced no disruptions in its functioning as it has been able to completely retain its top talent during the current financial year.

The Company understands the importance of well-being of employees and workers and on compassionate grounds considers paternity leaves as per employee/worker's need. This also helps in achieving a high retention rate.

Gender	Permanent Employees		Permanent Workers	
	Return to work rate	Retention Rate	Return to work rate	Retention Rate
Male	NA	NA	NA	NA
Female	100.00%	100.00%	100.00%	100.00%

### 6. Is there a mechanism available to receive and redress grievances for the following categories of employees and workers? If yes, give details of the mechanism in brief.

	Yes/No (If yes, then give details of the mechanism in brief)
Permanent workers	
Other than permanent workers	Yes
Permanent employees	
Other than permanent employees	

We have internal systems in place, where employees can express their grievances through various channels, including Whistle Blower Policy, POSH mechanism, and so on. We have an open-door policy whereby an employee can reach out to any other employee including the highest authority to encourage transparency, open communication, feedback, and discussion. This fosters resolutions proactively and swiftly.

Employees also have access to several forums where they can highlight matters or concerns faced at the workplace. Our employees and workers can directly approach the HR department with their grievances which include verbal and written grievances. The grievances are evaluated and resolved in a timely manner.

In the factories, the Company has a proactive grievance identification process. Periodically, a collective meeting is conducted with workers, feedback is taken, and any grievance is registered for subsequent action. At the regions, there are designated business HR partners to handle employee grievances. Depending on the nature of the issue and attributed factors of grievance, the HR department develops a resolution plan and assigns a Single Point of Contact (SPOC) for resolution. Upon completion of resolution action, the feedback is taken for satisfactory closure of grievance.

Weekly department and functional level interactions and feedback sessions are conducted with Third-Party service provider representatives and the HR team to resolve grievances, if any. We also have a robust Whistle Blower Policy to encourage employees to raise concerns against any suspected illegal activity.

#### 7. Membership of employees and workers in association(s) or unions recognised by the listed entity:

Category	FY2021-22			FY2020-21		
	Total employees/ workers in respective category (A)	No. of employees /workers in respective category, who are part of association(s) or Union (B)	% (B/A)	Total employees/ workers in respective category (C)	No. of employees /workers in respective category, who are part of association(s) or Union (D)	% (D/C)
Total Permanent Employees	NA	NA		NA	NA	
- Male	NA	NA		NA	NA	
- Female	NA	NA		NA	NA	
Total Permanent Workers	2,817	2,748	97.55%	2,770	2,701	97.51%
- Male	2,806	2,747	97.89%	2,759	2,700	97.86%
- Female	11	1	9.09%	11	1	9.09%

#### 8. Details of training given to employees and workers

The Company provides regular training to all its employees and workers on issues related to health and safety. It also makes them aware of the various skill upgradation techniques available. However, it is yet to record the number of training sessions provided. In the year under review, the Company was able to raise the coverage of its awareness programmes and is looking forward to increasing it even further. Regular seminars are organised by the Company, keeping the workforce updated and informed about industry trends and methodologies.

The HR team has developed online modules for providing information regarding the manufacturing process, product, quality, among others. Additionally, the Company provides specific training to the R&D department as well as to its high-performing employees at various prestigious institutions. The Company also places emphasis on skill development and cyber security training to the employees.

#### 9. Details of performance and career development reviews of employees and workers:

Category	FY2021-22			FY2020-21		
	Total (A)	No. (B)	% (B/A)	Total (C)	No. (D)	% (D/C)
<b>Employees</b>						
Male	2,252	2,252	100.00%	2,288	2,288	100.00%
Female	94	94	100.00%	101	101	100.00%
<b>Total</b>	<b>2,346</b>	<b>2,346</b>	<b>100.00%</b>	<b>2,389</b>	<b>2,389</b>	<b>100.00%</b>
<b>Workers</b>						
Male	2,806	2,806	100.00%	2,880	2,880	100.00%
Female	11	11	100.00%	11	11	100.00%
<b>Total</b>	<b>2,817</b>	<b>2,817</b>	<b>100.00%</b>	<b>2,891</b>	<b>2,891</b>	<b>100.00%</b>

We are a people-driven organisation with a result-oriented approach. This implies that each team member is armed with all the necessary resources to achieve their respective targets. Performance reviews are conducted periodically depending on their functional responsibilities. Line managers and employees regularly review and discuss performance and development. Exide has *SAP Success Factors* as Performance Management System.

The Long-Term Settlement (LTS) and collective agreements are applicable to all workers. Workers are promoted to the officers' category, subject to vacancies and merit.

## 10. Health and safety management system:

### a. Whether an occupational health and safety management system has been implemented by the entity? (Yes/No). If yes, the coverage of such system?

Yes, the Company has implemented the ISO 45001 system at its manufacturing facilities and offices. At the Head Office, the Company has a Safety and Health Department to oversee organisation-wide initiatives. Evaluation and implementation of safety systems are monitored by Safety Committees at individual factories and offices. The Company conducts internal and external audits, which include EHS audits and audits by certification bodies, to assess the effectiveness of the systems. Updates related to the health and safety measures are also regularly shared with the senior management.

The Company has taken various measures to counter the risk to the safety and health of all its employees during the COVID-19 pandemic. A task force was established to adhere to and disseminate the Covid-19 guidelines issued by Central, State, and Local authorities from time to time. A committee was formed at each factory and regional office to help with the vaccination and hospitalisation of stakeholders impacted by the pandemic. The Company focused not only on the health and safety of employees but also on their family members.

The Company has formed a safety committee for all its offices. These committees conduct a meeting every month to discuss and review the safety and health aspects of employees in their respective offices. Safety induction training is conducted for all new recruits, whether permanent or contractual. Specialised training is also provided for certain work areas depending on the risk involved. For closer focus on process safety and to ensure wider participation, the Company has also designated 'Safety Champions' for each process.

### b. What are the processes used to identify work-related hazards and assess risks on a routine and non-routine basis by the entity?

The Company has a comprehensive Hazard Identification and Risk Assessment (HIRA) framework across its facilities. Each of the operational processes is scanned for potential hazards, their causes, consequences, and impacts. Existing controls are evaluated and modified, if necessary. Additional controls may be put in place depending on the risk level and priority.

### c. Whether you have processes for workers to report work-related hazards and to remove themselves from such risks. (Y/N)

The Company has a system in place to identify potentially harmful conditions at the workplace in a systematic manner. Each work area has a robust mechanism to track and resolve recognised hazards, and encourages employees to detect, report, and participate in minimisation of risk. Each factory has safety champions to report work-related hazards along with their resolution. Their reports are reviewed by the Management periodically.

Periodic safety audits are conducted by cross-functional teams to proactively identify and deal with workplace hazards. All incidences and near misses are investigated from the root causes and corrective actions are taken. To this end, suggestion boxes are kept to report near-miss cases.

### d. Do the employees/workers of the entity have access to non-occupational medical and healthcare services?

Yes. The Company provides additional healthcare benefits such as medical insurances to employees and their families, executive health check-ups, medical consultants and wellness support. It also has tie-ups with various empanelled hospitals, diagnostic centres and digital health platforms to extend support as and when required. Additionally, during the Covid-19 pandemic, the Company also supported its employees for any medical assistance/leaves and organised vaccination camps for employees and their families.

## 11. Details of safety-related incidents, in the following format:

Safety Incident /Number	Category	FY2021-22	FY2020-21
Lost Time Injury Frequency Rate (LTIFR) (per one million-person hours worked)	Employees	Nil	Nil
	Workers	0.2	0.45



Total recordable work-related injuries	Employees	Nil	Nil
	Workers	0.2	0.45
No. of fatalities	Employees	Nil	Nil
	Workers	Nil	Nil
High consequence work-related injury or ill-health (excluding fatalities)	Employees	Nil	Nil
	Workers	Nil	Nil

The Company has ensured that the working space is free of hazardous practices and work-related accident risk and makes every effort to maintain the safe work environment. The Company has not recorded any fatalities in its workplace during the year under review.

## 12. Describe the measures taken by the entity to ensure a safe and healthy workplace.

The Company has a comprehensive framework for ensuring health and safety at the workplace. The organisation's safety structure features top managerial personnel and key programmes that are directly reviewed by the Senior Management. The Company has developed and implemented detailed guidelines for mandatory operators' training. The Company has also laid down procedures for evaluation and safety clearance before new operators are deployed at the workstation.

There are safety committees formed in offices and factories which mandatorily oversee the involvement, engagement, and commitments on safety measures. Internal safety audits are conducted on-site, besides external audits from certification bodies.

Corporate TQM and EHS teams also conduct audits for evaluating compliance and ensuring effectiveness and safety in the workplace.

## 13. Number of complaints on working conditions and health and safety made by employees and workers.

During the financial year, no complaints about working conditions or health and safety measures were received from employees or workers.

## 14. Assessments for the year

	<b>% of plants and offices that were assessed (by entity or statutory authorities or third parties)</b>
Health and safety practices	100.00%
Working Conditions	100.00%

## 15. Provide details of any corrective action taken or underway to address safety-related incidents (if any) and on significant risks/concerns arising from assessments of health & safety practices and working conditions.

The Company strives to build and maintain a safe working environment for its employees and workers alike. It constantly creates awareness about various safety measures to be followed at workplace and encourages employees to report near-miss incidents. This enables it to strengthen its safety practices and policies. Some of the practices undertaken by the Company includes medical health check-ups, medical surveillance, proactive job rotation, engineering controls, mock drills and rewards and recognition schemes for reporting near-miss cases.

## Principle 4: Business should respect the interests of and be responsive to all its stakeholders

At Exide, we value all our stakeholders, and our efforts are directed to create a long-term cordial relationship with them. We aim to achieve and sustain outstanding levels of performance that meet or exceed the expectations of all stakeholders. The essence of this principle is embedded in the Company's vision, mission, and core values statement. These are fundamental to our existence and practiced in our processes, activities, and behaviour.

The Company has recognised and categorised its stakeholders as illustrated below:



## Essential Indicators

### 1. Describe the processes for identifying key stakeholder groups of the Company.

The Company's operation has an inevitable impact on the community and the society in which it operates. It has categorised the stakeholder groups as internal and external (details of which are given in the above graphic) depending on the impact it creates on them.

- **Shareholders** play a significant role in the functioning of our entity, providing both financial and non-financial inputs.
- **Employees and workers** are vital stakeholders as they share our goal and are instrumental in helping us become industry leaders.
- **Dealers, distributors, vendors, suppliers, and alliance partners** are critical players that help us satisfy our logistical demands on schedule.
- **Communities** help us become better corporate citizens as we strive for their all round development.
- **Central, State, and Local Government and Various Statutory and Regulatory Bodies** are also salient stakeholders for the Company, as it is guided by the laws and regulations, helping in the ethical conduct of business, with transparency and accountability.

The detailed process of stakeholder identification and engagement is highlighted in the Sustainability Report <https://www.exideindustries.com/investors/annual-reports.aspx>.

### 2. List stakeholder groups identified as key for your entity and the frequency of engagement with each stakeholder group.

Key stakeholder groups identified by the Company are listed below. We engage with the majority of them on an ongoing basis throughout the year. The frequency of the rest depends upon the nature of interaction and engagement terms the Company enjoys with them.

Stakeholder Group	Whether identified as vulnerable & marginalised group (Yes/ No)	Channels of communication (Emails, SMS, Newspapers, Pamphlets, Advertisements, Community Meetings, Notice Board, Website, Others)	Frequency of engagement (Annually, Half yearly, quarterly /others- please specify)	Purpose and scope of engagement including key topics and concerns raised during such engagement
Shareholders	Yes	<ul style="list-style-type: none"> <li>Physical and virtual meetings (AGM/EGM)</li> <li>E-mail</li> <li>Newspaper</li> <li>Pamphlets</li> <li>Advertisement</li> <li>Website</li> </ul>	Annual/As per requirement	Financial and Non-financial Report sharing/Dividend/IEPF related matters, Sustainable performance, Stability and reputation
Employees and Workers	Yes	<ul style="list-style-type: none"> <li>E-mail</li> <li>Meetings</li> <li>Digital platforms</li> <li>Notice board</li> </ul>	As per requirement	Sharing Policies, Welfare Schemes, Appraisals, Career Development, Health & Safety, Learning & Development
Dealers and Distributors	Yes	<ul style="list-style-type: none"> <li>E-mail</li> <li>Meetings</li> <li>Newspaper</li> <li>Pamphlets</li> <li>Digital platforms</li> <li>Advertisement</li> </ul>	As per requirement	Sales plan, Sales meeting, Order, Payment, Grievances, Business value, Innovation
Vendors/suppliers and alliance partners	Yes	<ul style="list-style-type: none"> <li>E-mail</li> <li>Meetings</li> <li>Digital platforms</li> </ul>	As per requirement	Production plans, Invoices, Bill payments, Grievances, Long term relationship
Communities	Yes	<ul style="list-style-type: none"> <li>Community meetings</li> </ul>	As per requirement	Education, Health, Employability, Empowerment, Environment
Central, State and Local Governments and various Statutory and Regulatory Bodies	Yes	<ul style="list-style-type: none"> <li>E-mail</li> <li>Meetings</li> <li>Websites</li> </ul>	As per requirement	Notices, Show Cause Notice, Changes in local laws, Changes in regulation and other requirements, Good governance and compliance on topics such as Policy Advocacy, participating in National Forums, etc

## Principle 5: Business should respect and promote human rights

The Company has established a robust framework to effectively detect violations and handle resulting issues. Besides ensuring a respectful work culture, it also adheres to applicable laws including the Non-Discrimination and Human Rights policies. The Company has also amended policies and created new guidelines in the aftermath of Covid-19 which will enable better preparedness for contingencies.

These policies have been established and shared with all parties. Apart from abuses such as child or forced labour and human trafficking, topics specifically addressed are work hours, salaries, safe and healthy workplace, diversity and community relations. The policy is also conveyed to suppliers, and it is controlled by the business code of conduct, which all the Company's suppliers have signed. The link to these policies is provided below:

<https://docs.exideindustries.com/pdf/policies-certifications/human-rights-policy.pdf>

<https://docs.exideindustries.com/CorporateGovernance/7a1a97eb-64b1-4ce1-b599-ada0c66e5b04.pdf>

<https://docs.exideindustries.com/CorporateGovernance/68f34402-a1dc-4033-87ee-5941b79f8e73.pdf>

<https://docs.exideindustries.com/CorporateGovernance/aa613422-e3a9-42d9-abf9-d379cd5770b1.pdf>

## Essential Indicators

### 1. Employees and workers who have been provided training on human rights issues and policy(ies) of the entity

At Exide all employees undergo a mandatory human rights awareness session before joining and as and when there is update in the policy. We also ensure that all the workers hired through third-party agencies are aware of the rights and practices that are upheld in Exide.

### 2. Details of minimum wages paid to employees and workers.

The Company ensures that every employee and worker is compensated fairly for the work they do. All categories of employees and workers have been paid more than or equal to the minimum wage in compliance with the Minimum Wage Policy. This ensures that 100.00% of the employees and workers are paid above the minimum wages.

### 3. Details of remuneration/salary/wages

Gender	Male		Female	
	Number	Median remuneration/ salary/wages of respective category	Number	Median remuneration/ salary/wages of respective category
Board of Directors (BoD) #	8	2,09,46,653	1	30,00,000*
Key Managerial Personnel (KMP)	1	1,33,98,377	Nil	Nil
Employees other than BoD and KMP	2,247	9,11,964	94	9,79,427
Workers	2,759	5,56,800	11	4,47,600

\*Remuneration of female board member pertain to commission paid to a Non-executive Independent Director.

# Represents median remuneration paid to all executive as well as non-executive board members

### 4. Do you have a focal point (Individual/ Committee) responsible for addressing human rights impacts or issues caused or contributed to by the business? (Yes/No)

Yes, the grievance cell is a cross-functional team aimed at monitoring and redressing all the grievances. The business human resource team manages the grievance at the front end. Also, the Company follows an open-door policy and has internal mechanisms in place through which an employee can raise grievances within senior management. The Whistle Blower Policy is in place for reporting concerns on unethical behaviour or violation of the Company's Code of Conduct or Ethics Policy. Such issues can be reported to the whistle officer through the dedicated email id- **ethics@exide.co.in**.

The Company follows the philosophy of respecting the dignity of all individuals. Prevention of Sexual Harassment (POSH) Committee is in place across the Regions, Corporate Offices and Factories.

### 5. Describe the internal mechanisms in place to redress grievances related to human rights issues.

The Company has a grievance handling mechanism for workers and employees. The Company's Whistle Blower policy is formulated to view and provide vigil mechanism for stakeholder, employees and workers to approach to the whistle officer to report any grievance. The policy allows Employees to report unethical behaviour, actual or suspected, fraud or violation of the Company's Code of conduct or ethics policy.

(For more details on grievance redressal, refer to principle 3, page 120).

## 6. Number of complaints on the following made by employees and workers.

The Company faced no complaints related to any of the mentioned issues, during the financial year 2021-22 and also the previous financial year 2020-21.

	FY2021-22			FY2020-21		
	Filed during the year	Pending resolution at the end of the year	Remarks	Filed during the year	Pending resolution at the end of the year	Remarks
Sexual Harassment			Nil			
Discrimination at Workplace						
Child Labour						
Forced Labour/Involuntary Labour						
Wages						
Other Human rights-related Issues						

## 7. Mechanisms to prevent adverse consequences to the complainant in discrimination and harassment cases.

The Company encourages reporting and takes measures to prevent any adverse consequences to the complainant. The Company has a Sexual Harassment Avoidance Redressal policy in place, in accordance with which redressal committees have been formed at the apex, factory and regional levels. Detailed guidelines on reporting and redressal have also been laid by the Company. The Company's workforce has the right to register any grievance they face, irrespective of the magnitude of the problem.

Please refer the policy on Sexual Harassment Avoidance Redressal available on website of the Company at <https://docs.exideindustries.com/CorporateGovernance/68f34402-a1dc-4033-87ee-5941b79f8e73.pdf>

## 8. Do human rights requirements form part of your business agreements and contracts? (Yes/No)

Yes.

## 9. Assessment for the year.

	% of the Company's plants and offices that were assessed (by the Company or statutory authorities or third parties)
Child Labour	100%
Forced Labour/Involuntary Labour	100%
Sexual Harassment	100%
Discrimination at workplace	100%
Wages	100%

Note: Besides the Company's own assessment, the internal and external Auditors conduct assessments as per the Audit schedule. Assessments are also carried out by respective Government authorities from time to time.

## 10. Provide details of any corrective actions taken or underway to address significant risks/concerns arising from the assessments at Question 9 above.

Since there have been no issues as highlighted in Question 9, no corrective actions were required. To address the risks and concerns, the Company has created organisation-wide awareness of all aspects mentioned above. Interaction sessions for workers and management personnel are also leveraged for feedback. The Company has a mechanism in place for monitoring compliance so that any change in state policy regarding minimum wages is promptly evaluated and resolved.

## Principle 6: Business should respect and make efforts to protect and restore the environment

Exide endeavours to conserve natural resources and provide a secure, fair and inclusive environment for the growth and prosperity of communities as well as the natural ecosystem. Rigorous environmental impact assessments are conducted through which the Company has identified focus areas for reducing any adverse impact on climate change parameters.

Responding to the concerns, the Company has developed a well-defined environmental and sustainability strategy and is diligently working to decrease Green House Gas (GHG) emissions. It has established an Energy Management Cell at the corporate level to drive energy-efficiency initiatives and minimise the effects on climate change by reducing emissions of GHG. Going a step further, the Company has developed a wide product pipeline to cater to the demand for solar energy and related projects, to bring renewables into the mainstream.

Exide has remained committed to increasing the use of green energy in its production operations. To that end, it has set up on-site as well as off-site group captive solar power plants. As a result of its focus on using Green energy at its operation, Exide has achieved an increase in the proportion of Renewable Energy (Solar) from 1% to 18% of total energy consumption in manufacturing operations within a span of 3 years. We plan to increase it further and take it to the level of 30% by 2030 as we progress towards our 'net zero' commitment.

### Essential Indicators

#### 1. Details of total energy consumption (in Joules or multiples) and energy intensity.

Parameter	FY2021-22	FY2020-21
Total electricity consumption (from non-renewable sources) (A) (in Giga Joules) (GJ)	13,77,715	11,82,898
Total fuel consumption (B) (in GJ)	4,52,732	3,80,299
Energy consumption through other sources (Renewable (Solar) Energy consumption) (C) (in GJ)	3,06,428	2,29,123
<b>Total energy consumption (A+B+C) (in GJ)</b>	<b>21,36,875</b>	<b>17,92,320</b>
Energy intensity per rupee of turnover (Total energy consumption/ turnover in rupees) (in GJ/ ₹/ lakh)	1.73	1.79

Note: No independent assessment/ evaluation/assurance has been carried out by an external agency

#### 2. Does the Company have any sites/facilities identified as designated consumers (DCs) under the Performance, Achieve and Trade (PAT) Scheme of the Government of India? (Y/N) If yes, disclose whether targets set under the PAT scheme have been achieved. In case targets have not been achieved, provide the remedial action taken, if any.

No. Our manufacturing units are not covered by the PAT scheme.

#### 3. Provide details of the following disclosures related to water.

Parameter	FY2021-22	FY2020-21
Water withdrawal by source (in kilolitres)		
(i) Surface water	Nil	Nil
(ii) Groundwater	6,52,043	6,69,767
(iii) Third-party water	11,66,379	9,40,416
(iv) Seawater / desalinated water	Nil	Nil
(v) Others	Nil	Nil
<b>Total volume of water withdrawal (in kilolitres) (i + ii + iii + iv + v)</b>	<b>18,18,422</b>	<b>16,10,183</b>
<b>Total volume of water consumption (in kilolitres)</b>	<b>18,18,422</b>	<b>16,10,183</b>
Water intensity per rupee of turnover (Water consumed / turnover) (KL/ ₹ in Crore).	146.86	160.37

\*The above data pertains to our factories only. Water consumed / withdrawal at offices are not included in above list.

Note: No independent assessment/ evaluation/assurance has been carried out by an external agency.

**4. Has the Company implemented a mechanism for Zero Liquid Discharge? If yes, provide details of its coverage and implementation.**

The Company has implemented Zero Liquid Discharge (ZLD) at its manufacturing locations in Ahmednagar and Hosur. Besides this, it has adequate water treatment systems across all manufacturing facilities to ensure compliance with applicable norms laid down by respective State Pollution Control Boards (SPCBs).

**5. Please provide details of air emissions (other than GHG emissions) by the Company.**

Details of air emissions (other than GHG emissions) will be made available in our Business Responsibility and Sustainability Report from FY 2022-23 onwards.

**6. Provide details of greenhouse gas emissions (Scope 1 and Scope 2 emissions) and its intensity.**

Parameter	Unit	FY2021-22	FY2020-21
<b>Total Scope 1 emissions</b> (Break-up of the GHG into CO <sub>2</sub> , CH <sub>4</sub> , N <sub>2</sub> O, HFCs, PFCs, SF <sub>6</sub> , NF <sub>3</sub> , if available)	Metric tonnes of CO <sub>2</sub> equivalent	27,164	22,818
<b>Total Scope 2 emissions</b> (Break-up of the GHG into CO <sub>2</sub> , CH <sub>4</sub> , N <sub>2</sub> O, HFCs, PFCs, SF <sub>6</sub> , NF <sub>3</sub> , if available)	Metric tonnes of CO <sub>2</sub> equivalent	3,85,760	3,31,211
<b>Total Scope 1 and Scope 2 emissions per rupee of turnover*</b>	MT /₹ in Crore	33.44	35.26

\*The quantum emissions under Scope I & II increased in FY 2021-22 due to higher production volume. The intensity (MT /₹ Cr) of emission is reduced due to internal efficiencies.

Note: No independent assessment/ evaluation/assurance has been carried out by an external agency.

**7. Does the Company have any project related to reducing Green House Gas emissions? If yes, then provide details.**

Yes. The Company has undertaken several measures to reduce its overall GHG emissions. The increased use of solar energy, efficient usage of machinery and equipment, and the reduction of air leakages are some of the initiatives taken in this direction. On-line systems for measurement and monitoring of energy consumption have been set up at the manufacturing units enabling corrective actions for deviations without delay.

Exide has developed products such as batteries for e-rickshaws, micro-hybrid cars, and solar inverter modules which reduce the carbon footprint at the user-end. It has increased its solar energy consumption to 18% in FY 2021-22 from 1% in FY 2018-19 through onsite rooftop installations as well as group captive power plants. It has also taken steps to increase solar energy generation capacity of captive power plants in Tamil Nadu and Maharashtra by 38% during FY 2022-23.

**8. Provide details related to waste management by the Company.**

Parameter	FY2021-22	FY2020-21
<b>Total Waste generated (in metric tonnes)</b>		
Plastic waste (A)*	Pre-consumer - 118.09 Post-consumer - 1206.46	Pre-consumer - 80.07 Post-consumer - 1085.71
	<b>Total – 1324.55</b>	<b>Total – 1165.78</b>
E-waste (B)**	10.9	7.5
Bio-medical waste (C)**	0.04	0.06
Other Hazardous Waste. Please specify, if any. (D)***	38,609	33,538
Other Non-hazardous waste generated (E). Please specify, if any. (Break-up by composition i.e. by materials relevant to the sector)	8,460	6,930
<b>Total (A+B + C + D + E)</b>	<b>48,404.49</b>	<b>41,641.34</b>

Parameter	FY2021-22	FY2020-21
<b>For each category of waste generated, total waste recovered through recycling, re-using or other recovery operations (in metric tonnes)</b>		
<b>Category of waste</b>		
(i) Recycled ****	34,899	32,195
<b>For each category of waste generated, total waste disposed of through disposal method (in metric tonnes)</b>		
<b>Category of waste</b>		
(i) Incineration	Nil	Nil
(ii) Landfilling *****	6,359	4,007
(iii) Other disposal operations	Nil	Nil
(iv) Total	6,359	4,007

Note: No independent assessment/ evaluation/assurance has been carried out by an external agency.

\* Plastic waste is as per EPR Compliance under PWM Rules – 2016 (as amended from time to time)

\*\* E-waste, bio-medical waste and other hazardous and non-hazardous waste are as per actual quantities generated in the factories

\*\*\* Battery waste from factory processes is included in Hazardous Waste. Collection of used batteries for recycling lead is not included.

\*\*\*\* Quantity of Waste Recycled includes Hazardous Waste, Non Hazardous Waste, Plastic Waste and E- waste.

\*\*\*\*\*Landfill waste is mainly ETP sludge disposed at respective State PCB approved TSDF (Treatment Storage & Disposal Facility).

**9. Briefly describe the waste management practices adopted in your establishment. Describe the strategy adopted by your Company to reduce the usage of hazardous and toxic chemicals in your products and processes and the practices adopted to manage such wastes.**

The Company has taken several measures to reduce the usage of hazardous and toxic chemicals in products and manufacturing processes. These include optimised product design, plastic content, storage and handling of hazardous material, and re-engineering of the process and use of less hazardous alternatives.

Efficient fume and dust extraction systems have been installed at the manufacturing units which are monitored and maintained for ensuring a safer workplace environment. Hazardous waste generated during the manufacturing process is disposed of in line with the guidelines of CPCB.

To facilitate meaningful utilisation of ETP sludge and thereby pursuing repurposing of waste, the Company has actively taken the initiative to use it in cement plants in its operations with approval from various PCBs.

For more details on waste management, please refer to the sustainability report.

**10. If the entity has operations/offices in/around ecologically sensitive areas (such as national parks, wildlife sanctuaries, biosphere reserves, wetlands, biodiversity hotspots, forests, coastal regulation zones and so on) where environmental approvals / clearances are required, please specify details in the following format.**

Sl. No.	Location of operations/offices	Type of operations	Whether the conditions of environmental approval/clearance are being complied with? (Y/N) If no, the reasons thereof and corrective action taken, if any.
			Not Applicable



### 11. Details of environmental impact assessments of projects undertaken by the entity based on applicable laws, in the current financial year.

Name and brief details of project	EIA Notification No.	Date	Whether conducted by independent external agency (Yes / No)	Results communicated in public domain (Yes / No)	Relevant Web link
Not Applicable					

### 12. Is the entity compliant with the applicable environmental law/ regulations/ guidelines in India; such as the Water (Prevention and Control of Pollution) Act, Air (Prevention and Control of Pollution) Act, Environment Protection Act, and rules thereunder (Y/N).

Yes. The Company is compliant with the applicable laws pertaining to Water (Prevention and Control of Pollution) Act, Air (Prevention and Control of Pollution) Act, Environment Protection Act and rules thereunder.

If not, provide details of all such non-compliances, in the following format:

Sl. No.	Specify the law/regulation / guidelines which were not complied with	Provide details of the non-compliance	Any fines / penalties / action taken by regulatory agencies such as pollution control boards or by courts	Corrective action taken, if any
Not Applicable				

## Principle 7: Businesses, when engaging in influencing public and regulatory policy, should do so in a manner that is responsible and transparent

Exide is committed to driving change both through its business operations and at the grassroots level through education and public awareness.

The Company is represented on the governing bodies and several committees — both at the state and national levels — of Confederation of Indian Industry and the Bengal Chamber of Commerce and Industry. Through these forums, the Company actively participates in various issues concerning business and society. The Company is also a member of the following key industry associations: Society of Indian Automobile Manufacturers, Engineering Export Promotion Council of India, Indian Electrical and Electronics Manufacturers Association, and Indian Battery Manufacturers' Association.

Public awareness programmes on the responsible use and disposal of lead have also been organised in collaboration with various pollution control bodies and other groups. The Company has played an active part in developing regulations for the appropriate treatment and disposal of spent lead-acid batteries.

### Essential Indicators

#### 1. a. Number of affiliations with trade and industry chambers/associations.

The Company has nine affiliations with trade and industry chambers/associations as highlighted in the table in point below.

#### b. List the top 10 trade and industry chambers/associations (determined based on the total members of such body) the Company is a member of/affiliated to.

Sl No.	Name of the trade and industry chambers/associations	Reach of trade and industry chambers/ associations (State/ National)
1	Bengal Chamber of Commerce and Industry	National
2	Confederation of Indian Industry	National

3	Engineering Export Promotion Council of India	National
4	Society of Indian Automobile Manufacturers	National
5	Indian Electrical and Electronics Manufacturers Association	National
6	Bombay Chamber of Commerce and Industry	National
7	Indian Battery Manufacturers' Association	National
8	Quality Circle Forum of India	National
9	Institute of Directors	National

**2. Provide details of corrective action taken or underway on any issues related to anti-competitive conduct by the Company, based on adverse orders from regulatory authorities.**

Name of the authority	Brief of the case	Corrective action taken
	Nil	

### Leadership Indicators

**1. Details of public policy positions advocated by the Company:**

The Company during the year has advocated / advocating its views for the below two policies/rules –

- Advocacy for Draft Battery Waste Management Rules 2022:** The Ministry of Environment Forest and Climate Change (MoEFCC) has drawn up a draft policy for management of used batteries to replace the existing Battery Management and Handling Rules 2001 (as amended from time to time) and circulated it for comments by stakeholders. As a battery manufacturing Company and as a member of Indian Battery Manufacturers Association, the Company has put across the suggestions to the Ministry and the Central Pollution Control Board (CPCB) to make the policy robust, effective in taking care of the areas of concern while ensuring fair practices across all stakeholders in the value chain.
- Advocacy for Draft Renewable Energy Policy (2022-27):** The Government of West Bengal circulated the draft policy on Renewable Energy. With its plants at Shamnagar and Haldia, a major part of Exide's power consumption is in the state of West Bengal. The policy is therefore crucial to Exide's vision of reducing the carbon footprint. As a stakeholder, Exide has indicated certain areas of concern in the draft to the State Government, through The Bengal Chamber of Commerce and Industry, to which the Company is affiliated. Exide has also discussed the key issues with the higher officials of the concerned departments for refinement of the draft with a holistic view to encourage the stakeholders under the policy to come forward and fulfil the vision of the Government of West Bengal on renewable energy targets.

### Principle 8: Businesses should promote inclusive growth and equitable development

Exide recognises that sustainable development is critical to inclusive growth and equitable development. The Company is committed to ensuring the overall and long-term development of the communities surrounding it. Community development projects are designed and implemented based on a need assessment conducted within the communities. Community engagement is ensured during project planning and implementation for greater accountability and inclusive growth. This approach fosters improved ownership and long-term growth even when the CSR initiative ceases to exist.

The Company is continuing to refine its CSR strategies in response to the pandemic and its ramifications through interventions that focus on supplementing healthcare facilities for communities, preventing learning loss in children, preventing livelihood loss by improving employability, enhancing resilience and capabilities of underserved individuals and environment action. The CSR activities are in line with the numerous global Sustainable Development Goals and are targeted at assisting individuals, families, and communities from less affluent backgrounds. The Company is continuously exploring opportunities to collaborate with communities around its operating regions, with a focus on solving the most pressing needs of the community. During the fiscal year 2021-22, Exide's community outreach programmes positively affected over 2.15 lakh lives.

## Essential Indicators

### 1. Details of Social Impact Assessments (SIA) of projects undertaken by the Company, based on applicable laws, in the current financial year.

Not applicable – The Company has not carried out any SIA for its projects during the year.

### 2. Provide information on project(s) for which ongoing Rehabilitation and Resettlement (R&R) is being undertaken by the Company.

The Company is not involved in the direct acquisition of land. All the land used is either given by the government or financial institutions.

### 3. Describe the mechanisms to receive and redress grievances of the community.

The Company has regular interactions with panchayat bodies and other community members to discuss the aspirations and concerns of the local communities, not just relating to the impact of the Company's operations but also related to their overall well-being. Initiatives are then designed to address these aspirations and concerns as a part of our social commitment. The impact of such initiatives is assessed through surveys, questionnaires, and focused group discussions, which provide the opportunity to receive and redress grievances from the local community.

The Company focuses on the following five fundamental pillars of socio-economic development:

- Health
- Education
- Empowerment
- Employability
- Environment

### 4. Percentage of input material (inputs to total inputs by value) sourced from suppliers.

The critical raw materials like lead, recycled lead, lead alloys, separators, plastics, etc . are available through specified suppliers and hence are sourced centrally by the Company. This constitutes around 80% of total procurement in value. The remaining 20% is sourced directly from within the local district and neighbouring districts.

## Principle 9: Businesses should engage with and provide value to their consumers in a responsible manner

With a legacy of 75 years, Exide has been able to gain a strong foothold in the market. The ability to forge deep connections with its consumers has enabled it to take a leading position in the industry. The Company also integrates the insights of its customers to enhance the design and development of its new products. It takes customer feedback pertaining to product experience, packaging, service support, and behaviour, among other factors, for continual improvement of its operations.

The core value statement of the Company, as highlighted below, also focuses on servicing the customer in a responsible manner:

### CUSTOMER ORIENTATION

- We understand our customers (both external and internal).
- We understand that customer loyalty, retention, and market share gain is maximised through a clear focus on the needs and expectations of both existing and potential customers.
- Keeping in mind the competitive advantage, we anticipate and gather customers' needs and expectations and act in order to meet/exceed them through product and service quality.
- We build and maintain effective and proactive relationships with customers.

Apart from product development, the Company recognises customer care as an integral part of its organisational system. Exide Care outlets uphold certain service standards and provide comprehensive customer brand experience through a mix of bleeding-edge design, pleasant environment, service technology, and customer focus. The Company has established over 1,750 exclusive stores offering customers a stellar experience. Known as Exide Care, these flagship outlets are the pride of Exide and reinforce the Company's commitment to superior customer care and service. The Exide Care umbrella includes an on-demand battery service application that aims to end battery-related issues, whether it is for an automobiles or inverters.

**Essential Indicators**

**1. Describe the mechanisms in place to receive and respond to consumer complaints and feedback.**

The Company has a well-developed customer complaint resolution mechanism. These are customised by client-category such as users of automotive vehicles (2-wheelers, 3-wheelers, cars, commercial vehicles), home UPS users, OEMs, other institutional customers, and so on.

The Company caters to some of the leading automotive and industrial brands. Customer involvement and brand advocacy tactics have been implemented proactively by the Company. Door delivery service initiatives have been undertaken as flagship projects. This has made it easier to access services, reducing complaint response time in 101 sites to just a few hours. The Company has promoted its toll-free call centre contact number through its product labels and warranty cards.

A professional call centre facility evaluates, analyses, and creates fact-based reports of real-time complaint resolution for each of the locations. This allows the customer care team to take additional actions to cover any service shortfalls. Repeat complaints are noted in the system, and a thorough inquiry is carried out to both address the problems and examine the process.

OEMs and institutional customers are a well-developed market sector with high service quality and delivery expectations. The Company has specialist service personnel stationed at strategic locations across the country to provide the most effective assistance to customers' installations. In light of growing expectations, we have developed a technique for proactively detecting and treating the problem at the earliest possible stage.

The Company has a detailed feedback process for product performance and is evolving an online performance monitoring method to guarantee that customer values are optimised and the battery performs as expected. All concerns are investigated, and remedial action is taken to continuously improve the procedures.

**2. Turnover of products and/or services as a percentage of turnover from all products/service that carry information about.**

	<b>As a percentage to total turnover</b>
Environmental and social parameters relevant to the product	100.00%
Safe and responsible usage	100.00%
Recycling and/or safe disposal	100.00%

**3. Number of consumer complaints in respect of data privacy, advertising, cybersecurity, delivery of essential services, restrictive trade practices, unfair trade practices.**

Consumer complaints on data privacy, advertising, cybersecurity, provision of critical services, and unfair or restrictive business practices are negligible. Normal service requests from customers for battery replacements under warranty period is governed by our warranty policy and are not regarded as consumer complaints.

**4. Details of instances of product recalls on account of safety issues**

Nil

**5. Does the Company have a framework/policy on cyber security and risks related to data privacy? (Yes/No) If available, provide a web link of the policy.**

Yes. Exide has striven to construct a comprehensive programmes that protects important assets, deters internal threats, and provides an active defence by continually analysing its network. To streamline its data governance vertical, the Company deployed a Master Data Governance (MDG) platform which is accessible to all employees of the Company.

**6. Provide details of any corrective actions taken or underway on issues relating to advertising, and delivery of essential services; cyber security and data privacy of customers; recurrence of instances of product recalls; penalty/action taken by regulatory authorities on the safety of products/services.**

Exide has the distinction of supplying its products to various essential downstream industries such as UPS, Railway and Telecom, and the Indian Navy. The Company is committed to social accountability, ensuring prioritisation and capacity reservation for uninterrupted supplies for essential verticals. During the pandemic, the Company operated its manufacturing facilities to meet the requirements of customers categorised under essential services with special permission.

The Company is committed to the privacy of customer data and information. To that end, it has implemented an IT Security strategy. Information assurance and cyber security are integrated, ensuring effective collaboration across the organisation.

The Company is not only focusing on technical controls but is also aiming for a holistic programme that protects its critical assets, an awareness programme to mitigate insider threats, and an active defence strategy by continuously analysing its networks. The ISO 27001:2013 certification the Company achieved in Information Security Management System is demonstrative of the Company's good security practices. It also helps in improving customer relationships, mitigating risks and eliminating weak points.

In addition, as a step towards proactive customer service, the Field Service Management (FSM) solution empowers technicians to boost customer satisfaction with mobile tools, artificial intelligence, machine learning, and the Internet of Things.

## Leadership Indicators

**1. Channels/platforms where information on products and services of the Company can be accessed (provide web-link, if available).**

Our product under our three key brands can be accessed through below links:

- Exide Industries : [www.exideindustries.com](http://www.exideindustries.com)
- SF Batteries : [www.sfbatteries.in](http://www.sfbatteries.in)
- Dynex : [www.dynexbattery.com](http://www.dynexbattery.com)

We also have after sale services website, [www.exidecare.com](http://www.exidecare.com) which provides batteries services in India.

On behalf of the Board of Directors

Place: Mumbai  
Date: May 05, 2022

Sd/-  
**Bharat D Shah**  
Chairman  
DIN: 00136969

Sd/-  
**Subir Chakraborty**  
Managing Director & CEO  
DIN: 00130864

## Annexure III

### REPORT ON CORPORATE GOVERNANCE 2021-22

#### Governance Philosophy

The Company's approach and commitment to ethical corporate governance have remained unchanged in 75 years of its existence. The underlying principles and core values still guide the Company in all its executive decision-making processes.

Corporate governance is an internalized process that drives your Company to remain in its path as a creator of sustainable wealth for all its stakeholders—shareholders, customers, employees and the society in which it exists. Your Company believes that while large corporates are using substantial societal resources to generate wealth and add value, only good corporate governance ensures that the wealth creation process is sustainable.

Your Company's principles of corporate governance are based on the philosophy of empowerment and responsibility. It feels the management must be empowered to drive the organization forward in the best interest of all stakeholders. The management so empowered has the responsibility of being accountable and transparent so that its actions are sustainable and benefit the larger society.

Your Company believes that if proper checks and balances are woven into the system of functioning, then its executive decision making becomes more process-driven than individual-driven, and there are minimal chances of abuse of authority.

In its quest to inculcate an ethical corporate culture and citizenship within the organization, the Company's governance philosophy depends heavily on a few tenets. These are trusteeship, transparency, empowerment and accountability, control and ethical corporate citizenship. Your Company believes that by inculcating these tenets, the appropriate corporate culture can be created whereby the Company is managed in a way that reflects ethical corporate citizenship.

The tenet of trusteeship dictates that the Board of Directors will protect and enhance shareholder value and discharge the Company's obligations to all the other stakeholders. The Company's role in the economic and social spheres will be fulfilled under this tenet.

Under the tenet of transparency, the Company makes necessary disclosures and explains the rationale behind its policies and decisions to all affected by them.

Empowerment makes it possible for the Company to remain innovative across the levels. It makes every individual employee within the organization free to determine his or her destiny in tune with that of the organization. Empowerment means delegation and decentralization so that the decision-making process is fast and transparent to everyone.

However, this freedom of action that empowerment allows is counter-balanced by control, which ensures that management decision-making remains within the framework of rules. Checks and balances prevent malpractices and remove opacity in decision-making so that risk management becomes more effective.

The corporate governance principles and processes make it possible for the Company to remain steadfast in its path of ethical corporate behaviour and citizenship. These principles also manifest in its high standards of ethical behaviour, both internally and externally.

In recognition of its governance practices, the Company was conferred upon the 'Golden Peacock Award for Excellence in Corporate Governance - 2016', by the Institute of Directors.

This report is prepared in accordance with the provisions of the Securities and Exchange Board of India (Listing Obligations and Disclosure Requirements) Regulations, 2015 ("SEBI Listing Regulations") and the report contains the details of Corporate Governance systems and processes at Exide Industries Limited.

#### The Governance Structure

Exide Industries practices corporate governance within the following three interlinked levels:



The structure ensures that at the ground level the executive management of the divisions is focused on strengthening the quality, efficiency and effectiveness of each business vertical. This level functions under the strategic day-to-day management of the executive committee, which has under its ambit the overall vision of the entire organization. Above both is the Board of Directors, which provides strategic supervision on behalf of the shareholders. The Board is free from strategic management but has the larger role of guiding the executive management with objectivity so that accountability is ensured at all levels.

The central role of these three entities is dependent on the structure. Their role, in turn, determines the responsibilities that are vested in them. Each entity is formally empowered with the requisite powers so that there is no hindrance to its discharge of responsibilities for the overall growth of the organization.

## BOARD OF DIRECTORS

The Board of Directors have ultimate responsibility for the management, general affairs, direction, performance and long-term success of business as a whole. In terms of the Company's corporate governance policy, all statutory and other significant and material information are placed before the Board to enable it to discharge its responsibilities of strategic supervision of the Company and as trustees of stakeholders.

### Composition and Directorship(s)/Committee Membership(s)/Chairmanship(s) as on March 31, 2022

Name of Director	Category of Directors	No. of other Directorships held excluding Exide*	Committee memberships held in other Companies (**)		Directorships held in other Listed entities and category of directorship
			As Member	As Chairperson	
Mr. Bharat Dhirajlal Shah	Independent Non-executive Chairman	3	5	1	<ol style="list-style-type: none"> <li>1. Strides Pharma Science Ltd (Non-executive Independent)</li> <li>2. 3M India Limited (Non-executive Independent &amp; Chairman)</li> <li>3. Spandana Sphoorty Financial Limited (Non-executive Independent)</li> </ol>
Mr. Rajan B Raheja	Non-independent Non-executive director	3	1	Nil	<ol style="list-style-type: none"> <li>1. Prism Johnson Limited (Non-executive Non-independent)</li> <li>2. Supreme Petrochem Limited (Non-executive Promoter)</li> </ol>

## Composition

As on the date of this report, the Board of Directors of the Company consists of four (4) Executive Directors and five (5) Non-Executive Directors.

Your Company has formulated and adopted the Nomination and Remuneration Policy to ensure that the composition of the Board is optimum, balanced and diverse to benefit from fresh perspectives, new ideas and broad experience. The composition of the Board represents an optimal mix of professionalism, knowledge and experience in business, finance, audit, law, corporate governance and corporate management, which enables the Board to discharge its responsibilities and provide effective leadership to the business. The skills and expertise available with the Board are adequate within the context and needs of the Company's business. The positions of the Chairman of the Board and the Chief Executive Officer of the Company are held by separate individuals, where the Chairman of the Board is a Non-executive Independent Director. None of the directors of your Company is inter-se related to each other.

The Composition of the Board of your Company is in conformity with Regulation 17 of the SEBI Listing Regulations.

The following are the details of each member of the Board along with the number of Directorship(s)/Committee Membership(s)/Chairmanship(s):

Name of Director	Category of Directors	No. of other Directorships held excluding Exide*	Committee memberships held in other Companies (**)		Directorships held in other Listed entities and category of directorship
			As Member	As Chairperson	
Mr. Asish Kumar Mukherjee	Executive Director	4	Nil	Nil	Nil
Mr. Subir Chakraborty	Executive Director	4	Nil	Nil	Nil
Mr. Arun Mittal	Executive Director	4	1	Nil	Nil
Mr. Avik Roy	Executive Director	3	Nil	Nil	Nil
Ms. Mona N Desai	Independent Non-executive Director	2	1	Nil	Nil
Mr. Sudhir Chand	Independent Non-executive Director	1	2	Nil	1. ESAB India Limited. (Non-executive Independent)
Mr. Surin Shailesh Kapadia	Independent Non-executive Director	2	2	2	1. EIH Associated Hotels Limited (Non-executive Independent)

\* Excludes directorships in Indian Private Limited companies, Foreign companies, Companies u/s 8 of the Companies Act, 2013 and memberships of managing committees of various chambers/bodies and alternate directorships.

\*\* Committees include only Audit Committee and Stakeholder's Relationship Committee.

## Appointment/Re-appointment of Directors

Mr. Gautam Chatterjee a veteran in the Company for nearly 39 years and on the board of the Company for almost 25 years retired as Managing Director & Chief Executive Officer (CEO) of the Company with effect from May 01, 2021. Your Board of Directors wishes to record its sincere appreciation for the invaluable contribution and exemplary services rendered by Mr. Chatterjee during his long association with the Company.

Mr. Arun Mittal (having DIN: 00412767), Whole-time director, retires by rotation in accordance with the provisions of the Companies Act, 2013, and being eligible, offers himself for re-appointment at the ensuing Annual General Meeting ("AGM"). Mr. Mittal holds 1,152 equity shares in the Company. The requisite details, as required under Regulation 36(3) of SEBI Listing Regulations, have been appended to the Notice of the Annual General Meeting circulated to the Members along with this report.

At the 74th AGM of the Company held on August 31, 2021, the members accorded their approval for appointment of Mr. Subir Chakraborty as the Managing Director and Chief Executive Officer (CEO) of the Company for a period of 3 years with effect from May 01, 2021 till April 30, 2024. Mr. Avik Roy was appointed as Whole-time director (designated as Director-Industrial) for a period of 5 years with effect from May 01, 2021 till April 30, 2026.

Any person who becomes Director or Officer, including an employee acting in a managerial or supervisory capacity, is covered under Directors' and Officers' Liability Insurance Policy. The Company has provided insurance cover in respect of legal action brought against its Directors and officers for alleged wrongful acts under the Directors' and Officers' Liability Insurance subject to certain terms and conditions.

## Flow of information to the Board

The board/committee meetings are pre-scheduled, and a tentative annual calendar of the board and committee meetings is circulated to the directors well in advance to facilitate them to plan their schedule and to ensure meaningful participation in the meetings. However, in case of special and urgent business needs, the Board's approval is taken by passing resolutions by circulation, as permitted by law, which are noted and confirmed in the subsequent board meeting. The board has complete access to all Company-related information. The Company Secretary is responsible for collation, review and distribution of all papers submitted to the Board and Committees thereof for consideration. The agenda for the meetings is circulated well in advance to the Directors to ensure that sufficient time is provided to Directors to prepare for the meeting. In order to facilitate effective discussion at the meetings, the agenda is bifurcated into items requiring approval and items which are to be taken note of the board. Clarification/queries, if any, on the items



which are to be noted/taken on record by the board are sought and resolved before the meeting itself. This ensures focused and effective discussions at the meetings. During the financial year 2021-22, all meetings of the Board were held through video conference or other audio visual means in accordance with the provisions of law.

With a view to ensure high standards of confidentiality of Agenda and other Board papers and reduce paper consumption, the Company circulates to its Directors, notes for Board/Committee meetings through a web-based application which can be accessed by the Directors through their hand-held devices, browsers and iPads. This application meets high standards of security that are required for storage and transmission of board/committee agenda papers.

To enable the Board to discharge its responsibilities effectively and take informed decisions, at every quarterly Meeting the Board is apprised of the overall performance of your Company, followed by presentation(s) by other executive directors. A detailed functional Report is also circulated along with the agenda.

### Meetings and Attendance

During the financial year ended March 31, 2022, seven (7) board meetings were held on April 29 2021, July 30 2021, September 03 2021, October 29 2021, December 21 2021, January 31 2022 and March 29 2022 respectively. The previous Annual General Meeting was held on August 31 2021.

### Directors' attendance at Board Meetings and at Annual General Meeting (AGM):

Name of Director	No. of Board Meetings Attended	Attendance at last AGM
Mr. Bharat Dhirajlal Shah		
Mr. Rajan B Raheja		
Mr. Gautam Chatterjee*		-
Mr. Asish Kumar Mukherjee		
Mr. Subir Chakraborty		
Mr. Arun Mittal		
Mr. Avik Roy**		
Ms. Mona N Desai		
Mr. Sudhir Chand		
Mr. Surin Shailesh Kapadia		

\* Ceased to be director upon retirement w.e.f. May 01, 2021 and hence his attendance in the AGM is not applicable (NA).

\*\*Appointed as Whole-time director (designated as Director-Industrial) w.e.f. May 01, 2021. However, he attended one meeting of the Board in the capacity of President-Industrial as an Invitee which was held on April 29, 2021.

The maximum interval between any 2 (two) consecutive Board Meetings was well within the maximum allowed gap of 120 (one hundred and twenty) days. The necessary quorum was present for all the meetings.

The Company adheres to the provisions of the Act read with the Rules issued thereunder, Secretarial Standards and SEBI Listing Regulations with respect to convening and holding the meetings of the Board of Directors, its Committees and the General Meetings of the shareholders of the Company.

### Independent Directors

Independent Directors play a significant role in the governance processes of the Board by enriching the Board's decision making and also preventing possible conflicts of interest that may emerge in such decision making.

The Company has appointed Independent Directors as per the requirements of the Companies Act, 2013 ("Act") and Securities & Exchange Board of India (Listing Obligations & Disclosure Requirements) Regulations, 2015, (hereinafter referred to as "SEBI Listing Regulations"). The Nomination and Remuneration committee identifies candidates based on certain laid-down criteria and considers the need for diversity of the Board before making its recommendation to the Board.

None of the existing Independent Directors serve as an Independent Director in more than seven listed companies in line with the requirements of SEBI Listing Regulations. The said Independent Directors have also confirmed that they meet the criteria of independence as laid down in the Act and SEBI Listing Regulations, as amended and they are not aware of any circumstance or situation, which exist or may be reasonably anticipated, that could impair or impact their ability to discharge their duties with an objective of independent judgment and without any external influence. In the opinion of the board, the Independent Directors fulfill the conditions specified in the SEBI Listing Regulations and they are independent of the management of the Company.

In compliance with rule 6(1) of the Companies (Appointment and Qualification of Directors) Rules, 2014, the Independent Directors have also registered themselves on the Independent director's data bank maintained by the Indian Institute of Corporate Affairs. They have also given the online self-assessment proficiency test and cleared the same within the timelines as prescribed by MCA, to whomever it was applicable.

### Directors' Induction, Training and Familiarization

The Board is responsible for selecting new directors on the recommendations received from the Nomination and

Remuneration committee. After getting appointed, the directors receive a formal letter of appointment which, inter alia, explains the role, functions, duties and responsibilities expected from him/her as a director of the Company. The director is also briefed in detail about the compliances required to be made under the Act and the SEBI Listing Regulations, and other relevant regulations.

By way of an introduction to the Company, the director is presented with the Company profile, annual reports and an overview of the Company's manufacturing facilities. All Non-executive directors newly inducted in the Board are introduced to the Company through appropriate orientation sessions. Presentations are made by various Executive Directors and Senior Management Personnel and site visits to various plant locations are organized for them to provide a complete insight of the manufacturing processes, facilities and the social environment in which the Company functions.

Pursuant to Regulation 25(7) of the SEBI Listing Regulations, the Company conducted various familiarization programmes for its Directors including review of industry outlook at the board meetings, regulatory updates at board and audit committee meetings, presentations on enterprise risk management, CSR strategy, Statutory Compliance, HR, investor grievances, SEBI Listing Regulations, framework for Related Party Transactions, etc.

In board meetings, discussions on business strategy, operational and functional matters provide good insights on the businesses carried on by the Company to the Independent Directors. To make these sessions more productive, all the documents required and/or sought by them to have a good understanding of Company's operations, businesses and the industry as a whole are provided in advance.

Pursuant to Regulation 46 of the SEBI Listing Regulations, the details of such familiarization programmes for Independent Directors along with the familiarization policy are available on the Company's website at <http://www.exideindustries.com/investors/governance-policies.aspx>.

### **Code of Conduct for Directors and Senior Management Personnel**

All directors and members of the senior management have affirmed their compliance with the Code of Conduct for Board of Directors and Senior Management Personnel (SMP) as on March 31, 2022 and a declaration to that effect, signed by the Managing Director & CEO is enclosed and forms part of this report. The Code of Conduct for Board of Directors and SMP has also been posted on the website of the Company at <http://www.exideindustries.com/investors/governance-policies.aspx>

## **COMMITTEES OF THE BOARD**

The Board committees play a crucial role in the governance structure of the Company. All the committees of the Company have been constituted to deal with specific areas/activities as mandated by applicable regulations, which concern the Company and need a closer review. The minutes of the meetings of all committees are placed before the Board for review. The Board committees request special invitees to join the meeting, as and when appropriate.

During the year, all recommendations of the committees of the Board which were mandatorily required have been accepted by the Board. The terms of reference of the committees are in line with the provisions of the SEBI Listing Regulations, the Act and the Rules issued thereunder.

The constitution, terms of reference and the functioning of the existing Committees of the Board is explained below. Each of these Committees demonstrates the highest levels of integrity and has the requisite expertise to handle issues relevant to their field.

### **A. AUDIT COMMITTEE**

The Audit committee acts as an interface between the statutory auditors and internal auditors, the management and the board of directors. The committee is governed by a Charter which is in line with the regulatory requirements mandated by the Act and SEBI Listing Regulations.

The role / terms of reference of the Audit committee is to –

- (a) Assist the Board of Directors of the Company in fulfilling its responsibilities to oversee the:
  - i. Company's financial reporting process;
  - ii. the integrity of the Company's financial statements according to the authority and responsibilities provided in the Charter;
  - iii. Auditors' appointment, qualifications and independence;
  - iv. the performance of the Company's internal audit function and that of statutory auditors.
- (b) Oversee the reporting requirements for inclusion in the Company's annual report.
- (c) Laying down the criteria for granting the omnibus approval in line with Policy on Related Party Transactions and such approval shall be applicable in respect of transactions which are repetitive in nature.

- (d) Review with management of quarterly and annual financial statements.
- (e) Review the compliance of risk management system, adequacy and effectiveness of internal financial controls and system to ensure compliance with the provisions of all applicable laws.
- (f) Review the compliance of SEBI (Prohibition of Insider Trading) Regulations, 2015, as amended from time to time and verify adequacy and effectiveness of internal control system to ensure its compliance.
- (g) Review whistle blower/vigil mechanism.

The role/terms of reference of the Audit committee are in conformity with the SEBI Listing Regulations read in conjunction with Section 177 of the Companies Act, 2013.

In addition to quarterly meetings for consideration of financial results, special meetings of the Audit committee are convened. In these meetings, the Audit committee, inter-alia, reviews various matters arising out of internal

audit, control assurance reports and other areas as per its terms of reference.

### Composition and Attendance

As on March 31, 2022 the Audit committee has three (3) Non-executive Independent Directors. Mr. Surin Shailesh Kapadia, Chairman of the committee, is an Independent Director and a Chartered Accountant, acknowledged as a financial expert in his own right. All the other members are well-versed in corporate finance and related areas.

During the financial year ended March 31, 2022, seven (7) Audit committee meetings were held on April 29 2021, July 30 2021, September 02 2021, September 24 2021, October 29 2021, January 31 2022 and March 29 2022. In addition, the Chairman also held pre-audit conference call before the quarterly Audit committee meetings to discuss key accounting matters, etc. These calls helped the Chairman to optimize its committee time on quarterly financial results at the meeting and invest more time on discharging the responsibilities assigned to it under the terms of reference.

The composition and attendance of the committee meetings are as follows:

Name of Director	Category	Designation	Number of meetings attended
Mr. Surin Shailesh Kapadia	Independent Non-executive	Chairman	
Ms. Mona N Desai	Independent Non-executive	Member	
Mr. Sudhir Chand	Independent Non-executive	Member	
Mr. Gautam Chatterjee*	Executive	Member	

\*Ceased to be director upon retirement w.e.f. May 01, 2021

The average attendance of the members at the Audit committee meetings during FY 2021-22 was 100%.

The Chairman of the committee was present at the Annual General Meeting of the Company held on August 31, 2021.

Director- Finance & CFO and other executive directors are permanent invitees to the Audit committee meetings. The representative(s) of the Statutory Auditors also attend the Audit committee meetings. The Company Secretary acts as the Secretary to the committee. Other members of the management and Chief-Internal audit are also invited as may be required from time to time.

## B. NOMINATION & REMUNERATION COMMITTEE

The Nomination and Remuneration committee (NRC) is responsible for formulating evaluation policies and reviewing all major aspects of Company's HR processes

relating to hiring, training, talent management, succession planning and compensation structure of the Directors, KMPs and Senior Management. The committee also anchored the performance evaluation of the Individual Directors.

The terms of reference of the Nomination and Remuneration committee inter alia include the following:

- i. To identify persons who are qualified to become directors and who may be appointed in the senior management and to lay down the criteria thereof;
- ii. To recommend to the Board appointment of Directors and Senior Management Personnel and their removal;
- iii. To evaluate the individual director's performance;
- iv. Formulate the criteria for determining the qualification, positive attribute and independence of the directors;





- v. Recommend to the Board policy relating to remuneration for Directors, Key Managerial Personnel and other employees; and
- vi. Devising a policy on board diversity.

The Company believes that sound succession plans for the Board members and senior leadership are very important for creating a robust future for the Company. The Nomination and Remuneration committee plays a pivotal role in identifying successors to the members of the Senior Management.

The succession plan was closely aligned with the strategy and long term needs of the Company.

The Nomination & Remuneration policy is available on the website of the Company at <http://www.exideindustries.com/investors/governance-policies.aspx>

The composition and attendance details of the committee meetings are as follows:

Name of Director	Category	Designation	Number of meetings attended
Mr. Surin Shailesh Kapadia	Independent Non-executive	Chairman	
Ms. Mona N Desai	Independent Non-executive	Member	
Mr. Sudhir Chand	Independent Non-executive	Member	
Mr. Rajan B Raheja	Non-executive Non-independent	Member	

The Chairman of the committee was present at the Annual General Meeting of the Company held on August 31, 2021.

### Remuneration of Directors

Details of Remuneration paid/payable to the Directors for the year ended March 31, 2022 are as follows:

(in ₹)

Name of Director	Salary	Contributions to retiral funds	Perquisites & Other benefits	Performance Bonus	Commission <sup>1</sup>	Sitting Fees <sup>2</sup>	Total
<b>Executive Directors</b>							
Mr. Subir Chakraborty	82,41,875	41,48,136	22,48,707	1,64,83,750	82,41,875	-	3,93,64,343
Mr. Asish Kumar Mukherjee	83,54,830	42,04,986	20,06,200	1,67,09,660	83,54,830	-	3,96,30,506
Mr. Arun Mittal	64,43,250	32,42,888	35,95,558	1,28,86,500	64,43,250	-	3,26,11,446
Mr. Avik Roy*	44,00,000	22,14,520	11,32,133	88,00,000	44,00,000	-	2,09,46,653
Mr. Gautam Chatterjee**	11,07,480	5,57,395	8,37,581	22,14,960	11,07,480	-	58,24,896
<b>Non-executive Directors</b>							
Mr. Rajan B Raheja	-	-	-	-	-	4,50,000	4,50,000
Ms. Mona N Desai	-	-	-	-	30,00,000	8,75,000	38,75,000
Mr. Sudhir Chand	-	-	-	-	30,00,000	8,75,000	38,75,000
Mr. Bharat Dhirajlal Shah	-	-	-	-	55,00,000	5,25,000	60,25,000
Mr. Surin Shailesh Kapadia	-	-	-	-	35,00,000	8,75,000	43,75,000

\*Appointed as Whole-time director (designated as Director-Industrial) w.e.f. May 01, 2021

\*\*Ceased to be director upon retirement w.e.f. May 01, 2021

### Composition and Attendance

As on March 31 2022, the Nomination and Remuneration committee ("NRC") comprises four (4) Non-executive Directors. Mr. Surin Shailesh Kapadia, Chairman of the committee is also a Non-executive Independent Director. The Company Secretary acts as the Secretary to the committee.

During the financial year ended March 31, 2022, four (4) meetings of the Nomination & Remuneration committee were held on April 29 2021, July 30 2021, October 29 2021 and January 31 2022.

The average attendance of the members at the NRC meetings during FY 2021-22 was 93.75%.

1. Performance bonus and commission of Executive directors are performance-linked and gets paid on the basis of actual performance parameters (including sales growth, profit before tax, cost reduction, market share, etc. as may be fixed by the NRC from time to time. All other components are fixed. The Commission for the year ended March 31, 2022, will be paid, subject to deduction of tax, after adoption of accounts by the Members at the ensuing Annual General Meeting.
2. The sitting fee paid to the Non-executive Directors is towards attending the Board and Audit committee meetings held during the year. Executive Directors are not entitled to sitting fees for Board and committee Meeting.

#### Notes:

All the Executive Directors of the Company have been appointed on a contractual basis. According to the contract, the notice period is three months.

Payment of remuneration to the Executive/Whole-time Directors of the Company is governed by the terms and conditions of their appointment as recommended by the Nomination and Remuneration committee and approved by the Board, subject to the approval of the Shareholders.

Non-Executive/Independent Directors of the Company receive remuneration by way of fees for attending meetings of the Board or committee thereof as approved by the Board from time to time within the prescribed limits. Non-executive Independent Directors may also be paid commission as approved by the Shareholders subject to a limit of 1% of the net profits of the Company computed under the applicable provisions of the Companies Act, 2013. The commission payable to the Independent Directors is determined by the Board upon the recommendation of Nomination & Remuneration committee within the aforesaid limit of 1% of the net profits after taking into account their attendance, roles and responsibilities in various committees of the Board, their operational and functional expertise, other responsibilities undertaken, such as membership or chairmanship of committees, time spent in carrying out other duties, role and functions as envisaged in schedule

IV of the Act and SEBI Listing Regulations and such other factors as the NRC may deem fit.

Following the approval of the shareholders in the Annual General Meeting held on August 03, 2019, the payment of commission to Non-executive Directors has been determined by the NRC, which is well within the ceiling of 1% of net profits of the Company for the year ended March 31, 2022, as computed under applicable provisions of the Companies Act, 2013. The allocation of the commission amongst the eligible Non-executive Independent directors has been decided by the NRC with each interested director present not participating in the deliberations in respect of his/her own commission. The Non-executive Non-Independent Director is not paid any remuneration.

#### Shareholding of Non-executive Directors

Name of Director	No. of shares held as on March 31, 2022
Ms. Mona N Desai	2,14,466
Mr. Sudhir Chand	18,872
Mr. Surin Kapadia	6,000

Apart from the above, there was no pecuniary relationship or transactions between the Company and Non-executive Directors.

The performance criteria for the payment of remuneration to the Directors are in line with the Nomination and Remuneration Policy of the Company.

#### Board Membership Criteria and list of core skills/ expertise/ competencies identified in the context of the business:

The Company believes that it is the collective effectiveness of the Board that impacts performance and therefore members of the Board amongst themselves should have a balance of skills, experience and diversity of perspectives appropriate to the Company.

In terms of requirement of SEBI Listing Regulations, the Board has identified the following core skills/ expertise / competencies of the Directors in the context of the Company's business for effective functioning as given below:

#### Definitions of director's qualifications

Leadership	Extended leadership experience for a significant enterprise, resulting in a practical understanding of organizations, processes, strategic planning, and risk management. Demonstrated strengths in developing talent, planning succession, and driving change and long-term growth
------------	---

## Definitions of director's qualifications

General management/ Governance	Strategic thinking, decision making and protecting the interest of all stakeholders
Global business	Experience in driving business success in markets around the world, with an understanding of diverse business environments, economic conditions, cultures and regulatory frameworks and a broad perspective on global market opportunities.  Experience in leading businesses in different geographies/ markets around the world.
Financial, Regulatory/ Legal & Risk Management	Understanding the financial statements, financial controls, risk management, mergers and acquisition, etc.
Technology	Strong technological background resulting in continuous improvement, knowledge of how to anticipate technological trends, adapt to the market developments, generate disruptive innovation and create new business models.
Industry knowledge and experience	Experience in Manufacturing, Quality, Safety, Project Management and knowledge of Corporate Research and Development pertaining to automotive/industrial battery and allied industries.
Sales and marketing	Experience in developing strategies to grow sales and market share, build brand awareness and equity and enhance enterprise reputation.

In the table below, the specific areas of focus or expertise of individual Board members have been highlighted. However, the absence of a mark against a member's name does not necessarily mean the member does not possess the corresponding qualification or skill.

Name of Director	Leadership	General management/ Governance	Global business	Financial, Regulatory / Legal & Risk Management	Technology	Industry knowledge and experience	Sales and marketing
Mr. Bharat Dhirajlal Shah	☑	☑	☑	☑			
Mr. Rajan B Raheja	☑	☑	☑	☑		☑	☑
Mr. Subir Chakraborty	☑	☑	☑	☑	☑	☑	☑
Mr. Asish Kumar Mukherjee	☑	☑	☑	☑	☑	☑	
Mr. Avik Roy	☑	☑	☑	☑	☑	☑	☑
Mr. Arun Mittal	☑	☑	☑	☑	☑	☑	☑
Ms. Mona N Desai	☑	☑	☑	☑			
Mr. Sudhir Chand	☑	☑	☑	☑	☑	☑	☑
Mr. Surin Shailesh Kapadia	☑	☑	☑	☑			

## C. CORPORATE SOCIAL RESPONSIBILITY COMMITTEE

Pursuant to the applicable provisions of the Act, the Corporate Social Responsibility Committee (CSR) is required to recommend the amount of expenditure to be incurred for undertaking CSR activities by the Company in terms of the Corporate Social Responsibility Policy. It also monitors the CSR Policy of the Company from time to time.

The Committee is responsible for:

- (i) Formulating the CSR Policy and proposing revisions as and when required subject to the approval of the Board of Directors;
- (ii) Recommending CSR projects in appropriation with the thematic areas in pursuance and as specified in Schedule VII and investments to be incurred thereof;
- (iii) Identifying and recommending CSR project life cycle management process including identification and






- recommendation of appropriate implementation agency, as applicable;
- (iv) Institutionalizing transparent and effective monitoring mechanism;
  - (v) Monitor progress of the CSR projects on a regular basis;
  - (vi) Identify the need and review outcomes of such impact assessment studies;
  - (vii) Formulate, recommend and modify/ alter whenever necessary, the Annual Action Plan;
  - (viii) Report to the Board, the status of CSR activities and contributions made etc.; and
  - (ix) Any other activity(ies)/functions, as may be assigned by the Board.

Pursuant to the notification of Companies (Corporate Social Responsibility) Amendment Rules, 2021, and The Companies (Amendment) Act, 2020 effective from January 22 2021, the Board of Directors at its meeting held on April 29 2021, amended the CSR policy to include, inter-alia, guidelines relating to selection, implementation and monitoring of CSR activities, impact assessment studies as well as formulation of the annual action plan. The revised policy is available on the Company's website at <http://www.exideindustries.com/investors/governance-policies.aspx>

### Composition & Attendance

As on March 31, 2022, the Corporate Social Responsibility Committee comprises of four (4) members with Mr. Bharat D Shah, Non-executive Independent Director, acting as Chairman.

The average attendance of the members at the CSR committee meetings during FY 2021-22 was 100%.

Name of Director	Category	Designation	Number of meetings attended
Mr. Bharat Dhirajlal Shah	Independent Non-executive	Chairman	
Mr. Sudhir Chand	Independent Non-executive	Member	
Mr. Gautam Chatterjee*	Executive	Member	
Mr. Subir Chakraborty	Executive	Member	
Mr. Avik Roy**	Executive	Member	

\* Ceased to be director upon retirement w.e.f. May 01, 2021

\*\*Appointed as Member w.e.f. May 01, 2021

## D. RISK MANAGEMENT COMMITTEE

The Board of Directors has constituted a Risk Management committee (RMC) with all its members being Directors including one Independent Director in terms of Regulation 21 of the SEBI Listing Regulations. The Chairman of Audit Committee is also the Chairman of RMC.






Based on the recommendation of the RMC the Board of Directors has adopted a Risk Management Policy. The RMC makes assessment of the potential risks and concerns for the Company as well as suggests the best course of action to mitigate and avoid such risks.

The committee is governed by a charter. Pursuant to SEBI (Listing Obligations and Disclosure Requirements) (Second Amendment) Regulations, 2021, the charter was amended by the Board on October 29, 2021. The revised broad area of terms of reference of the committee, inter alia, includes the following:

- Identify internal and external risks faced by the Company, in particular including financial, operational, sectoral, sustainability (particularly ESG related risks), information, cyber security risks or any other risk as may be determined by the Committee and suggest measures to mitigate it;
- Monitoring and reviewing risk management plan;
- To monitor and oversee implementation of the risk management policy, including evaluating the adequacy of risk management systems; and
- To deal with such matters as may be referred to by the Board of Directors from time to time.

As on March 31, 2022, the Risk Management Committee comprises of five (5) members, with Mr. Surin Shailesh Kapadia, Non-executive Independent Director, acting as Chairman. Four (4) meetings of the committee were held during the year on June 06, 2021, September 24, 2021, January 04, 2022 and March 29, 2022.

The composition and attendance details of the committee are given below:

Name of Director	Category	Designation	Number of meetings attended
Mr. Surin Shailesh Kapadia	Independent Non-executive	Chairman	
Mr. Gautam Chatterjee *	Executive	Member	-
Mr. Subir Chakraborty	Executive	Member	
Mr. Asish Kumar Mukherjee	Executive	Member	
Mr. Arun Mittal	Executive	Member	
Mr. Avik Roy**	Executive	Member	

\*Ceased to be director upon retirement w.e.f. May 01, 2021

\*\* Appointed as Member w.e.f. May 01, 2021

## E. STAKEHOLDERS RELATIONSHIP COMMITTEE

The Stakeholders Relationship committee constitution and terms of reference are in compliance with provision of Companies Act, 2013 and Regulation 20 and Part D (B) of Schedule II of the SEBI Listing Regulations.

The terms of reference of the Stakeholders Relationship Committee includes, inter alia, the following:

- Resolving grievances of security holders of the Company including complaints related to transfer/transmission of shares, non-receipt of the annual report, non-receipt of declared dividends, issue of new/duplicate certificates, general meetings, etc;
- Review of measures taken for the effective exercise of voting rights by shareholders;





(c) Review of adherence to service standards adopted by the Company in respect of various services being rendered by R&TA;

(d) Review of the various measures and initiatives taken by the Company for reducing the quantum of unclaimed dividends and ensuring timely receipt of dividend warrants/annual reports/statutory notices by the Shareholders of the Company.

### Composition and Attendance

As on March 31, 2022, the Stakeholders Relationship Committee of the Company comprises of four (4) Directors. Mr. Sudhir Chand, Non-executive Independent Director, is the Chairman of the Stakeholders Relationship Committee. The Company Secretary, is the Compliance Officer and acts as the Secretary to the Committee.

During the financial year 2021-22, the Committee met once, on February 28, 2022. The composition and attendance details of the Committee meeting are as follows:

Name of Director	Category	Designation	Number of meetings attended
Mr. Sudhir Chand	Independent Non-executive	Chairman	
Mr. Gautam Chatterjee *	Executive	Member	-
Mr. Subir Chakraborty	Executive	Member	
Mr. Asish Kumar Mukherjee**	Executive	Member	
Mr. Ranjan Sarkar**	Executive	Member	

\*Ceased to be director upon retirement w.e.f. May 01, 2021

\*\*Appointed w.e.f May 01, 2021

The Chairman of the committee was present at the Annual General Meeting of the Company held on August 31, 2021.

### Investor Grievance Redressal Mechanism

During the financial year ended March 31, 2022, a total of 12 (Twelve) complaints were received from shareholders. All complaints have been redressed to the satisfaction of the shareholders, and none of them was pending as on March 31, 2022.



Number of complaints received and resolved during the year and pending share transfers as on March 31, 2022:

Number of complaints pending at the beginning of the financial year 2021-22	Nil
Number of complaints received during the financial year 2021-22	12
Number of complaints redressed during the financial year 2021-22	12
Number of complaints pending redressal at the end of the financial year 2021-22	Nil
Number of pending share transfers as at March 31, 2022	Nil




## F. SHARE TRANSFER COMMITTEE

The Share Transfer committee approves the transmission of shares, sub-division or consolidation of shares and issue of new/duplicate share certificates and related matters. As on March 31, 2022 the Share Transfer Committee comprises of three (3) members.

Share transfer cases pending as on March 31, 2022: Nil

### Composition and Attendance

During the financial year ended March 31, 2022, 3 (three) meetings of Share Transfer committee were held on September 13, 2021, November 16, 2021 and December 23, 2021 respectively. The composition and attendance details of the committee meetings are as follows:

Name of Director	Category	Designation	Number of meetings attended
Mr. Subir Chakraborty	Executive	Chairman	
Mr. Asish Kumar Mukherjee	Executive	Member	
Mr. Gautam Chatterjee *	Executive	Chairman	-
Mr. Jitendra Kumar**	Company Secretary	Member	

\*Ceased to be director upon retirement w.e.f. May 01, 2021

\*\*Appointed as Member w.e.f. May 01, 2021

The average attendance of the members during FY 2021-22 was 100%

All routine matters including, inter alia, formalities pertaining to transfer, transmission, etc. within specified threshold limits as delegated by the Board, are being dealt by "Share Transfer Committee of Executives" comprising of a representative from the Registrar & Share Transfer Agent, the Compliance Officer and an Officer from the Secretarial team.

## G. BANKING OPERATIONS COMMITTEE

The Banking Operations Committee has been constituted to approve opening and closing of bank accounts, change in signatories and carrying on other routine banking operations. As on March 31, 2022, the Committee comprises of three (3) Executive Directors, viz. Mr. Subir Chakraborty, Mr. Asish Kumar Mukherjee and Mr. Arun Mittal.

## H. EXECUTIVE COMMITTEE

The Executive Committee comprises of the Executive Directors, Key Management Personnel and Senior Management Personnel viz. Mr. Subir Chakraborty, Mr. Asish Kumar Mukherjee, Mr. Arun Mittal, Mr. Avik Roy, Dr. Dipak Sen Choudhury, Mr. Arnab Saha, Mr. Ranjan Sarkar, and Mr. Jitendra Kumar.

The Committee focuses on the strategic management issues of the Company, subject to the overall supervision of the Board of Directors.

## I. INDEPENDENT DIRECTORS MEETING

The Independent Directors meet at least once in a year, without the presence of Executive Directors or Management representatives. They also have a separate meeting with the Chairman of the Board, to discuss issues and concerns, if any.

The Independent Directors inter alia discuss the issues arising out of Committee meetings and Board discussion including the quality, quantity and timely flow of information between the Company Management and the Board that is necessary for the Board to effectively and reasonably perform their duties.

In addition to these formal meetings, interactions outside the Board Meetings also take place between the Chairman and Independent Directors.

During the year under review, the Independent Directors met once on January 31, 2022, inter alia, to discuss:

- i. Evaluation of the performance of Non-independent Directors and the Board of Directors as a whole;
- ii. Evaluation of the performance of the Chairman of the Company, taking into account the views of the Executive and Non-executive Directors;
- iii. Evaluation of the quality, content and timelines of flow of information between the management and the Board to effectively and reasonably perform its duties.

All the Independent Directors were present at the said meeting.

## GENERAL BODY MEETINGS

Particulars of last three Annual General Meetings:

AGM	Year Ended	Venue	Date	Time
72nd	31.03.2019	Kala Mandir, 48 Shakespeare Sarani, Kolkata – 700 017	03.08.2019	10.00 AM
73rd	31.03.2020	The Company conducted the meeting through VC/OAVM pursuant to MCA circular dated May 05, 2020	15.09.2020	2.30 PM
74th	31.03.2021	The Company conducted the meeting through VC/OAVM pursuant to MCA circular dated May 05, 2020	31.08.2021	10.30 AM

## SPECIAL RESOLUTIONS

The details of the special resolutions passed by the Company at the last three Annual General Meetings (AGMs) are given herein below:

Date of AGM/EGM	Subject matter of the resolution	Triggering Section of the Companies Act
August 03, 2019	i. Re-appointment of Ms. Mona N Desai (DIN: 03065966), as an Independent Director of the Company for a second term ii. Re-appointment of Mr. Sudhir Chand (DIN: 01385201), as an Independent Director of the Company for a second term iii. Re-appointment of Mr. Gautam Chatterjee (holding DIN: 00012306) as Managing Director and Chief Executive Officer iv. Approval u/s 180(1)(a) of the Companies Act, 2013	Section 149 Section 149 Section 196 & 197 Section 180(1)(a)
September 15, 2020	-	-
August 31, 2021	-	-

The Company at the Extra-ordinary General Meeting held on September 29, 2021 approved divestment of Company's entire shareholding in Exide Life Insurance Company Limited, erstwhile material wholly owned subsidiary by passing a special resolution as required under regulation 24(5) of SEBI Listing Regulations.

## POSTAL BALLOT

### Details of Special Resolution(s) passed through Postal Ballot during the Financial Year 2020-21

None

No special resolution is proposed to be passed through Postal Ballot as on the date of this Report.

## DISCLOSURES

### a. Related Party Transactions

All transactions entered with the related parties during the financial year ended March 31, 2022 were in the ordinary course of business and on an arm's length basis and without any conflict of interest in accordance with the provisions of the Companies Act, 2013 and SEBI Listing Regulations.

Majority of the Company's related party transactions are with its subsidiaries and associates to further the Company's business interest.

Moreover, there were no materially significant related party transactions entered into by the Company with promoters, directors, key managerial personnel or other persons which may have a potential conflict with the interest of the Company. Suitable disclosures as prescribed under the applicable Accounting Standard have been made in the notes to the Financial Statements.

Vide SEBI (Listing Obligations and Disclosure Requirements) (Sixth Amendment) Regulations, 2021 notified on November 09, 2021 and circular dated November 22, 2021, SEBI has amended the Related Party transaction provisions to be partly effective from April 01, 2022.

The Company has revised the framework for Related Party Transactions which is followed for identifying, entering into and monitoring related party transactions. The deviations, if any, to the said process have been brought to the attention of Audit committee and Board of Directors suitably.

The amended policy for related party transactions has been uploaded on the Company's website. The web-link is <http://www.exideindustries.com/investors/governance-policies.aspx>

### b. Details of non-compliance by the Company, penalties, strictures imposed on the Company by the stock exchanges or SEBI or any statutory authority on any matter related to capital markets during the last three years.

There was no such instance of non-compliance during the last three years.

### c. Whistle Blower Policy/Vigil Mechanism

In accordance with the provisions of the Companies Act, 2013, read with the Companies (Meeting of Board and its Powers) Rules, 2014 and SEBI Listing Regulations, every listed Company is required to have a vigil mechanism for the directors, employees and stakeholders to report their genuine concerns and grievances. The Company has a whistle blower policy in place, and it is available on the its website under the following web-link <http://www.exideindustries.com/investors/governance-policies.aspx>

The Company is committed to highest standards of ethical, moral and legal business conduct. Accordingly, the Company has adopted a Whistle Blower Policy and an effective Vigil Mechanism system to voice concerns in a responsible and effective manner regarding suspected unethical matters involving serious malpractice, abuse or wrongdoing within the organization and also safeguards against victimization of who avail of the mechanism.

The Audit committee of Directors is entrusted with the responsibility to oversee the vigil mechanism. During the year, no person was denied access to the Audit Committee.

### d. Policy on Material Subsidiaries

In accordance with the requirements of Regulation 16(1)(c) of SEBI Listing Regulations, the Company has a policy on material subsidiaries. The policy on material subsidiaries has been uploaded on the Company's website under the following web-link <http://www.exideindustries.com/investors/governance-policies.aspx>

The objective of this policy is to lay down criteria for identification and dealing with material subsidiaries and

to formulate a governance framework for subsidiaries of the Company.

The statement of all significant transactions and arrangements entered into by unlisted subsidiary, if any, is brought to the notice of the Board of Directors of the Company.

#### **e. Dividend Distribution Policy**

In accordance with Regulation 43A of SEBI Listing Regulations, the Company has framed a Dividend Distribution Policy, approved by the Company's Board of Directors. The Dividend Distribution Policy of the Company endeavors to maintain a consistent approach towards dividend payment to its shareholders and regulate the process of dividend declaration and its payout by the Company in line with the laws in force. The Policy, inter alia, covers the financial parameters that will be considered when declaring dividends, internal and external factors that would be considered for declaring dividends and the circumstances under which shareholders can or cannot expect a dividend. The Policy has been uploaded on the Company's website under the following web-link <http://www.exideindustries.com/investors/governance-policies.aspx>

- f. As required under the provisions of the law, all other policies and disclosures are uploaded on the website of the Company at <http://www.exideindustries.com/investors/governance-policies.aspx>. Investors are encouraged to visit the Company's website to access such documents.
- g. All mandatory requirements have been appropriately complied with and the non-mandatory requirements are dealt with at the end of the report.

#### **h. Disclosure of commodity price risk and commodity hedging activities**

Lead and lead alloys are the primary materials consumed in the manufacture of batteries, representing more than 70 per cent of total material consumption by value.

The Company procures about 55 per cent of its lead requirement through imports or import-parity pricing based on prices quoted on London Metal Exchange (LME). Balance 45 per cent of its lead and lead alloys are procured from local smelters, including its own smelters, prices of which are influenced by demand/supply situation as well as LME price movement. Lead

alloy prices are largely dependent on recycled (domestic) lead prices.

At times, prices of lead and lead alloys become volatile due to sudden changes in demand/supply situation as well as LME price movement due to international forces. The Company procures lead and lead alloys mostly at current pricing or on LME averages and there is no long-term contract for pricing. Similarly, the Company's selling price of batteries to OEM/institutional customers is linked to such rates. As the Company's revenue is linked to the cost of lead, the impact of any change in lead prices on the Company's profit is not expected to be significant. However, increasing usage of recycled lead (replacing pure lead), which is cheaper than pure lead and not directly exposed to LME price movement, reduces the risk of lead price volatility to some extent.

Exposure to currency fluctuations and its impact on the Company's business is significant since about 55 per cent of lead and lead alloys procurement is based on "import parity price." Moreover, few other materials and most of the capital goods (machineries) are also imported.

While exposure to currency fluctuation on lead and lead alloys cost, is to some extent mitigated as stated above, exposure on account of other imports remains. However, exports, which constitute about nine per cent of the Company's business, act as an automatic hedge against risks resulting from currency fluctuation.

As a policy, the Company does not enter into commodity hedging. Accordingly, as on the date of reporting, there was no open position held by the Company on commodity futures or options. The same principle applies in the case of currency also. Very few "forward covers" are taken, at times, against import liabilities when the situation warrants. At the end of March 2022, there was no "forward cover contract" that remained open for foreign currency liability.

#### **i. Certificate from Practising Company Secretary**

Certificate as required under Part C of Schedule V of SEBI Listing Regulations, received from M/s. Sushil Tiwari & Associates, Company Secretary, in practice certifying that none of the directors on the Board of the Company is debarred or disqualified from being appointed or continuing as directors of companies by the Board/Ministry of Corporate Affairs or any such statutory authority, is annexed at the end of this Report.

#### j. Total fees paid to Statutory Auditors of the Company

Total fees for all services paid by the Company and its subsidiaries, on a consolidated basis, to the statutory auditor and all entities in the network firm/network entity of which the statutory auditor is a part – ₹ 1,71,17,700/-

#### k. Disclosures in relation to the Sexual Harassment of Women at Workplace (Prevention, Prohibition and Redressal) Act, 2013

The Company is committed to ensuring that all employees work in an environment that not only promotes diversity and equality but also mutual trust, equal opportunity and respect for human rights. The Company is also committed to provide a work environment that ensures every woman employee is treated with dignity, respect and afforded equal treatment.

The status of the complaints filed, disposed and pending during the financial year ended March 31, 2022 is given below:

No. of complaints filed during the year 2021-22	Nil
No. of complaints disposed during the year 2021-22	Nil
No. of complaints pending during the year 2021-22	Nil

#### l. Disclosure in relation to 'Loans and advances in the nature of loans to firms/companies in which directors are interested by name and amount'

The Company or its subsidiaries have not granted any loans or advances during the year to the firms/companies in which directors are interested.

The disclosures on corporate governance as required under Regulation 17 to 27 and Clause (b) to (i) of sub-regulation (2) of Regulation 46 have been adhered and complied with.

### MEANS OF COMMUNICATION

Effective communication of information is an essential component of Corporate Governance. It is a process of sharing information, ideas, thoughts, opinions and plans to all stakeholders which promotes management- shareholder relations. The Company regularly interacts with shareholders

through multiple channels of communication such as results announcement, annual report, press releases, Company's website and subject specific communications.

A separate dedicated section under 'Investors' at <https://www.exideindustries.com/> gives information on applicable policies which is at <https://www.exideindustries.com/investors/governance-policies.aspx> along with news and events held during the year of the Company.

The Investor Relations page of the Company's website provides Frequently Asked Questions (FAQ) on various topics related to transfers and transmissions of shares, dematerialisation, nomination, change of address, loss of share certificates, dividend and sub-division of share certificates. In addition, various downloadable and editable version of forms required to be executed by the shareholders have also been provided on the website of the Company.

The Quarterly Results, Shareholding Pattern and all other corporate communication to the Stock Exchanges are filed through NSE Electronic Application Processing System (NEAPS), BSE Listing Centre and CSE compliance portal, for dissemination on their respective websites. The stock exchange filings are also made available on the website of the Company.

- A. Quarterly results and Audited Financial Results are generally published in the following Newspapers:
  - The Telegraph
  - The Mint
  - Ananda Bazar Patrika
- B. The Company's website at [www.exideindustries.com](http://www.exideindustries.com) is regularly updated with financial results.
- C. Whether MD&A is a part of Annual Report : Yes
- D. Whether Official News Releases and Presentations made to Institutional Investors/Analysts are posted on the website of the Company : Yes

### GENERAL SHAREHOLDER INFORMATION

1. The 75th Annual General Meeting is proposed to be held for the financial year: April 01, 2021 to March 31, 2022.
2. The Company has furnished information, as required under Regulation 36 of SEBI Listing Regulations, relating to the appointment/re-appointment of directors. Shareholders may kindly refer to the Notice convening the 75th Annual General Meeting of the Company. The name of other companies in which the directors appointed/re-appointed holds directorship and the membership of committees of the board are also given in the annexure to the Notice convening the 75th Annual General Meeting.

### 3. Annual General Meeting for the financial year 2021-22

Date	September 22, 2022
Venue	The Company is conducting the meeting through VC/OAVM pursuant to MCA circular dated May 05, 2022 and May 05, 2020.
Time	10.30 AM

### 4. Tentative financial calendar for 2022-23

First Quarterly Results	On or before August 14, 2022
Second Quarterly/Half Yearly Results	On or before November 14, 2022
Third Quarterly Results	On or before February 14, 2023
Annual Results for the year ending on March 31, 2023	On or before May 30, 2023
Annual General Meeting for the year ending on March 31, 2023	September 2023

### 5. Dividend Payment Date

Pursuant to the approval of the Board of Directors on January 31, 2022, the Company paid an interim dividend at the rate of 200 per cent i.e. @ ₹ 2.00 per equity share of ₹ 1/- each, to the shareholders whose names appeared in the Register of Members on February 08, 2022, being the record date fixed for this purpose.

#### Unclaimed Dividend

Section 124 of the Companies Act, 2013 mandates that companies transfer dividend that has been unclaimed for a period of seven (7) years from the unpaid dividend account to the Investor Education & Protection Fund (IEPF). In accordance with the following schedule, the dividend for the years mentioned as follows, if unclaimed within seven years, will be transferred to the IEPF:

### DETAILS OF UNCLAIMED DIVIDEND AS ON 31.03.2022

Year	Type	Account No	Date of Declaration	Due Date for transfer to IEPF
2015	Final	50200013542151	July 31, 2015	September 06, 2022
2016	Interim	50200015464528	October 28, 2015	December 04, 2022
2016	Final	50200020247750	July 19, 2016	August 25, 2023
2017	Interim	705017	October 26, 2016	December 02, 2023
2017	Final	50200025616737	July 27, 2017	September 01, 2024
2018	Interim	50200027732367	October 25, 2017	November 30, 2024
2018	Final	50200032462904	August 02, 2018	September 07, 2025
2019	Interim	50200034736340	November 05, 2018	December 11, 2025
2019	Final	50200042368438	August 03, 2019	September 08, 2026
2020	Interim	50200045484761	November 6, 2019	December 12, 2026
2020	2nd Interim	50200048231700	February 24, 2020	March 31, 2027
2021	Interim	50200055664062	January 29, 2021	March 06, 2028
2022	Interim	50200065491336	January 31, 2022	March 8, 2029

Pursuant to the provisions of Investor Education and Protection Fund Authority (Accounting, Audit, Transfer and Refund) Rules, 2016, the Company has uploaded the details of unpaid and unclaimed amounts lying with the Company as on March 31, 2021, on the Company's website <http://www.exideindustries.com/investors/unclaimed-dividends.aspx> and on the website of Ministry of Corporate Affairs.

#### Transfer of Unclaimed Dividend and Shares to Investor Education and Protection Fund

During the year, pursuant to Section 124 read with Investor Education and Protection Fund Authority (Accounting, Audit, Transfer and Refund) Rules, 2016, unclaimed dividend of

₹ 1,26,13,085/- and 2,27,176 equity shares were transferred to the Investor Education and Protection Fund in respect of which dividend had remained unclaimed/unpaid for a consecutive period of seven years. The process of claiming unpaid/unclaimed dividend and/or shares transferred by the Company to IEPF is provided in the notes to the Notice of 75th Annual General Meeting of the Company and is also available at <http://www.exideindustries.com/investors/unclaimed-dividends.aspx>

The Nodal officer of the Company for IEPF refund is Mr. Jitendra Kumar, whose email id is [cosec@exide.co.in](mailto:cosec@exide.co.in) and details of same are also available on the website of the Company.

## 6. Listing of Equity Shares on Stock Exchanges and Stock Code/Symbol

ISIN: INE302A01020

The Equity Shares of the Company are at present listed on the following Stock Exchanges:

Name and Address of the Stock Exchange	Stock Code	Symbol
The Calcutta Stock Exchange Limited (CSE) 7 Lyons Range, Kolkata - 700 001	15060 & 10015060	-
BSE Limited (BSE) Phiroze Jeejeebhoy Towers, Dalal Street, Mumbai - 400 001	500086	-
National Stock Exchange of India Limited (NSE) Exchange Plaza, 5th Floor, Plot no. C/1, G Block Bandra-Kurla Complex, Bandra (E), Mumbai - 400 051	-	EXIDEIND

The listing fees for the Financial Year 2021-22 have been paid to the above Stock Exchanges.

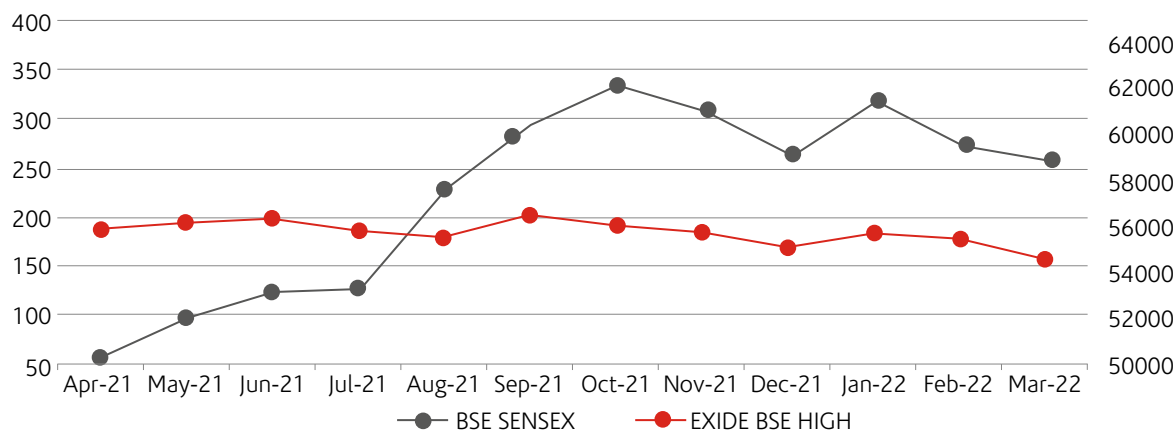
## 7. Stock Market price data for the year on BSE, NSE & CSE

Month	BSE(#)		NSE(#)		CSE*	
	High (₹)	Low (₹)	High (₹)	Low (₹)	High (₹)	Low (₹)
April 2021	189.10	170.55	189.20	170.55	*	*
May 2021	194.70	177.90	194.65	177.25	*	*
June 2021	199.00	181.45	199.00	181.50	*	*
July 2021	186.65	174.10	186.70	174.00	*	*
August 2021	180.30	156.75	180.45	156.75	*	*
September 2021	202.95	162.75	204.90	162.80	*	*
October 2021	191.95	170.10	191.90	170.20	*	*
November 2021	185.50	160.25	185.45	160.25	*	*
December 2021	170.30	152.65	170.30	152.60	*	*
January 2022	184.00	168.00	184.05	168.05	*	*
February 2022	178.70	140.55	178.65	140.50	*	*
March 2022	158.60	139.30	158.90	139.30	*	*

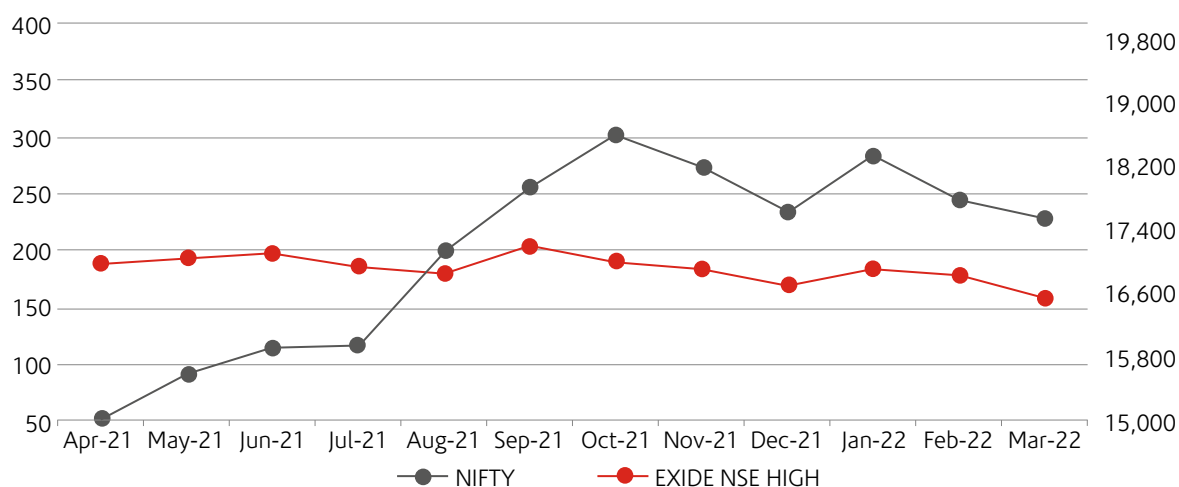
(#) Source BSE and NSE website

\* No trading on the exchange

### 8. (a) Performance of Exide Share Price in comparison to BSE Sensex



### (b) Performance of Exide Share Price in comparison to NIFTY



### 9. Registrar and Transfer Agent and address for correspondence

The Company has engaged C B Management Services (P) Ltd, a SEBI registered body as its Registrar and Share Transfer Agent (RTA) for processing transfers, sub-division, consolidation, etc. For any queries relating to shares of the Company, correspondence may please be addressed to C B Management Services (P) Ltd at P-22 Bondel Road, Kolkata- 700 019.

---

Contact Person	: Mr. Subhabrata Biswas
Designation	: Vice-President
Tel No.	: [033] 4011 6700/40116725/ 40116729/ 40116742
Fax No	: [033] 4011 6739
Email	: <a href="mailto:rta@cbmsl.com">rta@cbmsl.com</a>
Website	: <a href="http://www.cbmsl.com">www.cbmsl.com</a>

---



For the benefit of shareholders, documents will continue to be accepted at the Registered office of the Company at: Exide Industries Limited, 59E, Chowringhee Road, Kolkata - 700020

---

Contact Person	: Mr. Jitendra Kumar
Designation	: Company Secretary and Compliance Officer
Tel No.	: [033] 23023400/ 22832118/ 2150/ 2171
Fax No	: [033] 2283 2637
Email	: <a href="mailto:cosec@exide.co.in">cosec@exide.co.in</a>
Website	: <a href="http://www.exideindustries.com">www.exideindustries.com</a>

---

Shareholders are requested to quote their Folio No./DP ID & Client ID, E-mail address, if any, telephone number and full address while corresponding with the Company and its RTA.

For shares held in physical mode, SEBI vide Circular dated November 03, 2021, and clarification dated December 14, 2021 has mandated that from January 01, 2022, any request relating to registration/ updation in the PAN, Bank details, Postal address, Email address and Mobile number, are to be furnished in the prescribed Form ISR-1.

## 10. Share Transfer System

In compliance with regulation 40(1) of the Listing Regulations, request for transfer, transmission or transposition for securities held in physical or dematerialised form shall be effected only in dematerialised form.

Any shareholder desirous of transferring shares (held in physical form) can now do so only after the shares are dematerialized. In view of the above and the inherent benefits of holding shares in electronic form, the shareholders holding shares in physical form are advised to opt for dematerialization at the earliest.

Further in case of Investor Service Requests for issue of duplicate shares, sub-division, consolidation, renewal/ exchange of share certificate, endorsement, transmission or transposition, the securities holder/claimant has been mandated to submit duly filled up Form ISR-4 with the RTA in the manner and format prescribed by SEBI vide circular no. SEBI/HO/MIRSD/MIRSD\_RTAMB/P/CIR/2022/8 dated January 25, 2022 on "Issuance of Securities in dematerialized form in case of Investor Service Requests". The form can be downloaded from the website of the Company at <https://www.exideindustries.com> or from the website of our RTA at <http://www.cbmsl.com/services/details/sebi-download-forms>.

The Company's shares are compulsorily traded in dematerialized mode on the stock exchanges.

The Company has also made arrangements for dematerialization of its shares currently held in physical form with National Securities Depository Limited (NSDL) and Central Depository Service (India) Limited (CDSL). The shareholders are therefore requested to kindly note that physical documents, viz. Demat Request Forms (DRF) and share certificates, etc. should be sent by their Depository Participants (DP's) directly to the Share Transfer Agents.

Any delay on the part of the DP's to send the DRF and the share certificates beyond 15 days from the date of generation of the DRN by the DP will be rejected/ cancelled. This is being done to ensure that no demat requests remain pending with the Share Transfer Agent beyond a period of 15 days. Therefore, shareholders should ensure that their DP's do not delay sending the DRF and share certificates to the Share Transfer Agent after generating the DRN.

Pursuant to the SEBI (Listing Obligations and Disclosure Requirements) (Second Amendment) Regulations, 2021 effective from May 05, 2021, the Company has obtained from a Company Secretary in practice, yearly certificate on compliance with the share transfer formalities as required under Regulation 40(9) of SEBI Listing Regulations and filed a copy of the said certificate with stock exchanges.

## 11. Nomination Facility

Pursuant to Section 72 of the Companies Act, 2013, read with Rule 19 (1) of the Companies (Share Capital & Debentures) Rules, 2014, nomination facility is available to the shareholders. This facility is mainly useful for shareholders holding the shares in single name. In cases where the shares are held in joint names, the nomination will be effective only in the event of death of all the joint holders.

Investors, especially those holding securities in single name, are advised to avail themselves of this facility to avoid the expensive and long-drawn process of transmission by law.

It is now mandated by SEBI to either provide nomination or opt out by declaring that there is no nominee. For shares held in physical mode, with reference to Circular dated November 03, 2021, and clarification dated December 14, 2021 issued by SEBI, Shareholders whose details are not updated, are requested to submit relevant Forms viz., ISR-3, SH-13, SH-14 for registering/ changing Nomination, as applicable.

These forms can be downloaded from the website of the Company at <https://www.exideindustries.com/investors/forms.aspx> or from the website of our RTA at <http://www.cbmsl.com/services/details/sebi-download-forms>

However, if the shares are held in dematerialized form, the nomination has to be intimated to your depository participants directly, as per the format prescribed by them.

## 12. Share Transfer Record

Month	No. of Transfer	No. of shares processed
Apr-2021 to March-2022	NIL	NIL

## 13. Distribution of Shareholding as on March 31, 2022

Range	Shares		Shareholders*	
	No. of shares of face value ₹ 1/- each	% of total shares	Total no. of holders	% of Total holders
1-5,000	10,59,55,293	12.47	8,09,201	99.50
5,001-10,000	1,61,72,234	1.90	2,275	0.28
10,001-20,000	1,39,47,552	1.64	996	0.12
20,001-30,000	79,17,362	0.93	323	0.04
30,001-40,000	46,57,871	0.55	132	0.02
40,001-50,000	36,10,976	0.43	80	0.01
50,001-100,000	76,74,291	0.90	108	0.01
100,001 & above	69,00,64,421	81.18	189	0.02
<b>TOTAL</b>	<b>85,00,00,000</b>	<b>100.00</b>	<b>8,13,304</b>	<b>100.00</b>

\* Non-consolidation basis

## 14. Shareholding pattern of the Company as on March 31, 2022

Category	No. of shares	% of total issued shares
Promoter Holding	39,09,54,666	45.99
Foreign Portfolio Investors	8,61,10,330	10.13
Alternate Investment Funds	8,17,465	0.10
Non-Resident Individual	62,21,004	0.73
Foreign National	76,932	0.01
Mutual Funds	7,15,85,883	8.42
Financial Institutions, Insurance Companies & Banks	9,04,87,185	10.65
Public	15,33,31,841	18.04
Bodies Corporate	4,39,83,201	5.17
Clearing Member	12,59,933	0.15
Trust	2,49,125	0.03
Directors & their relatives	2,42,596	0.03
Investor Education and Protection Fund	46,79,839	0.55
<b>Total</b>	<b>85,00,00,000</b>	<b>100.00</b>

## 15. Dematerialization of Shares and Liquidity

Exide shares are tradable compulsorily in the electronic form. We have established connectivity with both depositories i.e. National Securities Depository Limited (NSDL) and Central Depository Services (India) Limited (CDSL). The International Securities Identification Number (ISIN) allotted to our shares under the Depository system is INE302A01020.

As on March 31, 2022, 99.16 per cent of the Company's total shares representing 84,28,49,432 shares are held in dematerialized form and 0.84 per cent representing 71,50,568 shares are in physical form.

Category	Number		% to total equity
	Shareholders*	Shares	
Demat Mode			
NSDL	2,07,761	77,51,68,907	91.20
CDSL	6,02,323	6,76,80,525	7.96
<b>Total</b>	<b>8,10,084</b>	<b>84,28,49,432</b>	<b>99.16</b>
Physical Mode	3,220	71,50,568	0.84
<b>Grand Total</b>	<b>8,13,304</b>	<b>85,00,00,000</b>	<b>100.00</b>

\* Non-consolidation basis

## 16. Outstanding GDRs/ADRs/Warrants or any convertible instruments, conversion date and likely impact on equity

The Company has not issued any GDRs, ADRs, Warrants or any other convertible instruments.

## 17. Cost Audit

Name of the Cost Auditor: Mani & Co.  
Cost Accountants  
Ashoka, 111, Southern Avenue  
Kolkata 700029  
Regn No.: 000004

Actual date of filing the  
Cost Audit Report for 2020-21 August 18, 2021

## 18. Commodity Price risk or Foreign Exchange risk and Hedging activities

The same has already been explained under the heading 'Disclosures' in this report.

## 19. Plant Locations

State	Address
West Bengal	91 New Chord Road, Authpur, Shamnagar, 24 Parganas (N)- 743 128 Durgachak, Haldia, Dist Midnapore, West Bengal- 721 602
Haryana	Plot No. 179, Sector 3, HSIIDC Growth Centre, Bawal- 123 501
Maharashtra	D2, MIDC Industrial Estate, Chinchwad East, Pune- 411 019 Plot No. T-17 MIDC Talaja Industrial Area, Talaja- 410 208 E-5, MIDC, Nagpur Taluka, Ahmednagar - 414 111
Tamil Nadu	Chichurakanapalli, Sevaganapalli Panchayat, Hosur Taluk, Dist Krishnagiri - 635 103
Uttarakhand	Khasra No. 275, Lakeshwari Industrial Area, Bhagwanpur, Roorkee, Dist-Haridwar – 247 661 Plot No. 31, Sector 8A, Integrated Industrial Estate, Ranipur, Haridwar – 249 403
Gujarat	Plot No. 10/1, Kamalpur, N.H. No. 8, Taluka Prantij, District Sabarkantha, Gujarat - 383 205

**20. List of all credit ratings obtained by the entity along with any revisions thereto during the relevant financial year, for all debt instruments of such entity or any fixed deposit programme or any scheme or proposal of the listed entity involving mobilization of funds, whether in India or abroad.**

Facilities/Instruments	Credit rating by ICRA
Short-term debt instrument (Commercial paper)	ICRA A1+
Long-term banking facility (Fund based and Non fund based facility)	ICRA AAA (Stable)

There has been no revision in ratings as compared to last year.

**Status as regards adoption/non-adoption of discretionary requirements laid down in Part E of Schedule II of Regulation 27(1) of SEBI (Listing Obligations and Disclosure Requirements) Regulations, 2015 and forming part of the Report on Corporate Governance**

Particulars	Status
<b>The Board</b> A non-executive chairperson may be entitled to maintain a Chairperson's office at the expense of the Company and also allowed reimbursement of expenses incurred in performance of his duties.	Not adopted
<b>Shareholders Rights</b> A half-yearly declaration of financial performance including summary of the significant events in the last six months, may be sent to each household of shareholders.	Not adopted
<b>Modified opinion (s) in audit report</b> Company may move towards a regime of financial statements with unmodified audit opinion	Company's financial statements have unmodified audit opinion.
<b>Separate posts of Chairperson and the Managing Director or the Chief Executive Officer</b> The listed entity may appoint separate persons to the post of the Chairperson and the Managing Director or the Chief Executive Officer, such that the Chairperson shall – (a) be a non-executive director; and (b) not be related to the Managing Director or the Chief Executive Officer as per the definition of the term "relative" defined under the Companies Act, 2013	Adopted
<b>Reporting of Internal Auditor</b> The Internal auditor may report directly to the Audit Committee	Adopted

Pursuant to Regulation 34(3) read with Schedule V of SEBI Listing Regulations, Compliance Certificate from the Statutory Auditors regarding compliance of conditions of Corporate Governance by the Company is annexed with the Directors' Report.

On behalf of the Board of Directors

Sd/-

**Bharat D Shah**

Chairman

DIN: 00136969

Sd/-

**Subir Chakraborty**

Managing Director & CEO

DIN: 00130864

Place : Mumbai

Date : May 05, 2022

## INDEPENDENT AUDITORS' CERTIFICATE ON COMPLIANCE WITH THE CORPORATE GOVERNANCE REQUIREMENTS UNDER SEBI (LISTING OBLIGATIONS AND DISCLOSURE REQUIREMENTS) REGULATIONS, 2015

### TO THE MEMBERS OF EXIDE INDUSTRIES LIMITED

1. This certificate is issued in accordance with the terms of our engagement letter dated August 05, 2019 and addendum to the engagement letter dated March 28, 2022.
2. We have examined the compliance of conditions of Corporate Governance by **Exide Industries Limited** ("the Company"), for the year ended **March 31, 2022**, as stipulated in regulations 17 to 27, clauses (b) to (i) of regulation 46(2) and paragraphs C, D and E of Schedule V of the Securities Exchange Board of India (Listing Obligations and Disclosure Requirements) Regulations, 2015 as amended from time to time ("Listing Regulations") pursuant to the Listing Agreement of the Company with Stock Exchanges.

### Management's Responsibility

3. The compliance of conditions of Corporate Governance as stipulated under the listing regulations is the responsibility of the Company's Management including the preparation and maintenance of all the relevant records and documents. This responsibility includes the design, implementation and maintenance of internal control and procedures to ensure the compliance with the conditions of Corporate Governance stipulated in the Listing Regulations.

### Auditors' Responsibility

4. Our examination was limited to procedures and implementation thereof, adopted by the Company for ensuring the compliance of the conditions of the Corporate Governance. It is neither an audit nor an expression of opinion on the financial statements of the Company.
5. Pursuant to the requirements of the Listing Regulations, it is our responsibility to provide a reasonable assurance whether the Company has complied with the conditions of Corporate Governance as stipulated in Listing Regulations for the year ended March 31, 2022.
6. We conducted our examination of the above corporate governance compliance by the Company in accordance with the Guidance Note on Reports or Certificates for Special Purposes (Revised 2016) and Guidance Note on Certification of Corporate Governance both issued by

the Institute of the Chartered Accountants of India (the "ICAI"), in so far as applicable for the purpose of this certificate. The Guidance Note requires that we comply with the ethical requirements of the Code of Ethics issued by the ICAI.

7. We have complied with the relevant applicable requirements of the Standard on Quality Control (SQC) 1, Quality Control for Firms that Perform Audits and Reviews of Historical Financial Information, and Other Assurance and Related Services Engagements.

### Opinion

8. In our opinion and to the best of our information and according to the explanations given to us, we certify that the Company has complied with the conditions of Corporate Governance as stipulated in the above-mentioned Listing Regulations.
9. We state that such compliance is neither an assurance as to the future viability of the Company nor the efficiency or effectiveness with which the management has conducted the affairs of the Company.

### Restriction on use

10. The certificate is addressed and provided to the Members of the Company solely for the purpose of enabling the Company to comply with the requirement of the Listing Regulations and should not be used by any other person or for any other purpose. Accordingly, we do not accept or assume any liability or any duty of care for any other purpose or to any other person to whom this certificate is shown or into whose hands it may come without our prior consent in writing.

**For B S R & CO LLP**  
Chartered Accountants  
Firm's Registration  
No:101248W/W-100022

Sd/-  
**Jayanta Mukhopadhyay**  
Partner

Place: Mumbai  
Date : May 05, 2022

Membership No:055757  
UDIN: 22055757AIKSNP1820

## CERTIFICATION BY CHIEF EXECUTIVE OFFICER (CEO) & CHIEF FINANCIAL OFFICER (CFO)

The Board of Directors  
**Exide Industries Limited**  
Exide House  
59E, Chowringhee Road  
Kolkata – 700 020

We, Subir Chakraborty, Managing Director & CEO, and Asish Kumar Mukherjee, Director-Finance & CFO of Exide Industries Limited, certify to the Board in terms of Regulation 17(8) of SEBI (Listing Obligations and Disclosure Requirements) Regulations, 2015, that we have reviewed the financial statement and cash flow statement of the Company for the financial year ended March 31, 2022.

1. To the best of our knowledge and belief, we certify that:
  - a) these statements do not contain any materially untrue statement or omit any material fact or contain statements that might be misleading;
  - b) these statements together present a true and fair view of the Company's affairs and comply with existing accounting standards, applicable laws and regulations; and
  - c) there are no transactions entered into by the Company during the year which are fraudulent, illegal or violative of the Company's Code of Conduct.
2. For the purposes of financial reporting, we accept the responsibility for establishing and maintaining internal controls and that we have evaluated the effectiveness of the internal control systems of the Company pertaining to financial reporting and we have disclosed to the Auditors and the Audit Committee, and further state that there were no deficiencies in the design or operation of such internal controls.
3. We do further certify that there has been:
  - a) no significant changes in internal controls over financial reporting during the year;
  - b) no significant changes in accounting policies during the year; and
  - c) no instances of fraud, of which we are aware during the period.

Place: Kolkata  
Date : May 03, 2022

Sd/-  
**Subir Chakraborty**  
Managing Director & CEO  
DIN: 00130864

Sd/-  
**Asish Kumar Mukherjee**  
Director-Finance & CFO  
DIN: 00131626

## Annual Declaration under Regulation 34(3) read with Part D of Schedule V of SEBI (Listing Obligations and Disclosure Requirements) Regulations, 2015

### DECLARATION

As required under Regulation 34(3) read with Part D of Schedule V of SEBI (Listing Obligations and Disclosure Requirements) Regulations, 2015, I hereby declare that all the Board members and Senior Management Personnel of the Company have complied with the Code of Conduct of the Company for the year ended March 31, 2022.

Place: Kolkata  
Date : April 25, 2022

Sd/-  
**Subir Chakraborty**  
Managing Director & CEO  
DIN: 00130864

## CERTIFICATE OF NON-DISQUALIFICATION OF DIRECTORS

**(Pursuant to Regulation 34(3) and Schedule V Para C clause (10)(i) of the SEBI  
(Listing Obligations and Disclosure Requirements) Regulations, 2015)**

To  
The Members of  
**EXIDE INDUSTRIES LTD.**  
59E, Chowringhee Road  
Kolkata – 700 020

We have examined the relevant registers, records, forms, returns and disclosures received from the Directors of **EXIDE INDUSTRIES LTD.** having CIN L31402WB1947PLC014919 and having registered office at 59E, Chowringhee Road, Kolkata – 700 020 (hereinafter referred to as 'the Company'), produced before us by the Company for the purpose of issuing this Certificate, in accordance with Regulation 34(3) read with Schedule V Para-C Sub clause 10(i) of the Securities & Exchange Board of India (Listing Obligations and Disclosure Requirements) Regulations, 2015.

In our opinion and to the best of our information and according to the verifications (including Directors Identification Number (DIN) status at the portal [www.mca.gov.in](http://www.mca.gov.in)) as considered necessary and explanations furnished to us by the Company & its officers, we hereby certify that none of the Directors on the Board of the Company as stated below for the Financial Year ending on March 31, 2022 has been debarred or disqualified from being appointed or continuing as Directors of companies by the Securities & Exchange Board of India, Ministry of Corporate Affairs, or any such other Statutory Authority.

Sr. No.	Name of the Director	DIN	Date of appointment in the Company
1	Mr. Subir Chakraborty	00130864	01/05/2013
2	Mr. Bharat Dhirajlal Shah	00136969	30/04/2015
3	Mr. Rajan Beharilal Raheja	00037480	12/12/1991
4	Mr. Asish Kumar Mukherjee	00131626	20/04/2007
5	Mr. Arun Mittal	00412767	01/05/2016
6	Mr. Surin Shailesh Kapadia	00770828	25/10/2017
7	Mr. Sudhir Chand	01385201	19/10/2012
8	Ms. Mona Ninad Desai	03065966	28/04/2010
9	Mr. Avik Kumar Roy	08456036	01/05/2021

Ensuring the eligibility for the appointment/ continuity of every Director on the Board is the responsibility of the Company's management. Our responsibility is to express an opinion on these based on our verification. This certificate is neither an assurance as to the future viability of the Company nor of the efficiency or effectiveness with which the management has conducted the affairs of the Company.

**For SUSHIL TIWARI & ASSOCIATES**  
Company Secretaries

Dated: April 08, 2022  
UDIN No.: A006199D000055041

Sd/-  
**SUSHIL TIWARI**  
Proprietor  
ACS no. 6199 CP no. 1903



# Annexure IV

## Annual Report on Corporate Social Responsibilities (CSR) Activities

### 1. Brief outline on CSR Policy of the Company:

'Exide Industries Limited' has a board approved Corporate Social Responsibility policy in compliance with section 135 of the Companies Act and rules made thereunder. In pursuance to the amendment of the Companies (Corporate Social Responsibility Policy) Rules, 2014 on January 22, 2021, the CSR policy of the Company has been amended and approved by the Board of Directors at its meeting held on April 29, 2021.

The objectives of the CSR policy are to: -

- Increasingly contribute to activities that are beneficial to the society and community at large;
- Chart out a mechanism for undertaking CSR activities;
- Engage with the Company's key stakeholders in matters related to CSR activities;
- Align the CSR activities undertaken by the Company with the applicable laws.

The Company is conscious of its social and environmental responsibility and has been continuously seeking

ways to bring about a positive impact on the society and environment. Aligned to national developmental agenda, the company through its CSR program is striving towards economic and social upliftment of marginalized and vulnerable sections of the society.

The CSR programs of the Company are aligned to schedule VII of the Companies Act, 2013. The Company implements its CSR projects either directly or through implementing partners with proven track record, expertise, and commitment to the cause. The CSR projects of the Company are focussed across the core themes of Healthcare, Education and Livelihoods, Empowerment, Environment Protection and Community Development.

The CSR policy of the Company inter-alia provides guiding principles for implementation and monitoring of CSR projects, roles and responsibilities of CSR Committee, guidance for formulation of annual action plan, defining obligations of implementing partners, methodology for impact assessment and disclosures.

The CSR policy of the company is available on the company's website at <https://www.exideindustries.com/sustainability/>

### 2. Composition of CSR Committee:

Sr. No.	Name of Director	Designation / Nature of Directorship	Number of meetings of CSR Committee held during the year	Number of meetings of CSR Committee attended during the year
1	Mr. Bharat D Shah	Independent & Non-executive director (Chairman)	4	4
2	Mr. Sudhir Chand	Independent & Non-executive director (Member)	4	4
3	Mr. Subir Chakraborty	Executive director (Member)	4	4
4	Mr. Gautam Chatterjee*	Executive director (Member)	4	1
5	Mr. Avik Roy**	Executive director (Member)	4	3

\* Mr. Gautam Chatterjee, Executive Director ceased to be member of the CSR Committee upon retirement w.e.f. May 01, 2021.

\*\* Mr. Avik Roy was appointed as a member of the CSR Committee w.e.f. May 01, 2021.

3. Provide the web-link where Composition of CSR committee, CSR Policy and CSR projects approved by the board are disclosed on the website of the company: <https://www.exideindustries.com>

4. Provide the details of Impact assessment of CSR projects carried out in pursuance of sub-rule (3) of rule 8 of the Companies (Corporate Social Responsibility Policy) Rules, 2014, if applicable (attach the report).

The Company in pursuance to sub-rule (3) of rule 8 of the Companies (Corporate Social Responsibility Policy) Rules, 2014 has undertaken Impact Assessment of 5 (five) CSR projects with an outlay of more than ₹ 1 (One) Crore and implemented in the year 2020-21 through an independent agency. The executive summary of impact assessment report is placed at **Annexure A**. The report available on the Company's website at <https://www.exideindustries.com/sustainability/>

5. Details of the amount available for set off in pursuance of sub-rule (3) of rule 7 of the Companies (Corporate Social Responsibility Policy) Rules, 2014 and amount required for set off for the financial year, if any - **Not applicable**

Sr. No.	Financial Year	Amount available for set-off from preceding financial years (in ₹)	Amount required to be set-off for the financial year, if any (in ₹)
	Total	Nil	

6. Average net profit of the Company as per section 135(5) – ₹ **1,05,307.98 Lakh**

7. (a) Two percent of average net profit of the Company as per section 135(5) – ₹ **2106.16 Lakh**

(b) Surplus arising out of the CSR projects or programmes or activities of the previous financial years – **NIL**

(c) Amount required to be set off for the financial year, if any – **Nil\***

\* (₹ 2.59 Lakh was spent in excess towards CSR in the year 2020-21, however, the same is not being claimed by the Company for set off for the current financial year).

(d) Total CSR obligation for the financial year (7a+7b-7c) - ₹ **2106.16 Lakh**

8. (a) CSR amount spent or unspent for the financial year:

Total Amount Spent for the Financial Year (in ₹)	Amount Unspent (in ₹ Lakh)				
	Total Amount transferred to Unspent CSR Account as per section 135(6)		Amount transferred to any fund specified under Schedule VII as per second proviso to section 135(5)		
	Amount	Date of transfer	Name of the Fund	Amount	Date of transfer
1829.39	280.00	April 26, 2022	Not Applicable	Nil	Not Applicable

(b) Details of CSR amount spent against ongoing projects for the financial year: ₹ 300 Lakh (including ₹ 280 Lakh transferred to Unspent CSR Account)

(1)	(2)	(3)	(4)	(5)		(6)	(7)	(8)	(9)	(10)	(11)	
Sl. No.	Name of the Project	Item from the list of activities in Schedule VII to the Act	Local area (Yes/No)	Location of the project		Project duration	Amount allocated for the project (in ₹ Lakh)	Amount spent in the current financial Year (in ₹ Lakh)	Amount transferred to Unspent CSR Account for the project as per Section 135(6) (in ₹ Lakh)	Mode of Implementation - Direct (Yes/No)	Mode of Implementation - Through Implementing Agency	
				State	District						Name	CSR Registration number
1.	EXIDE Saksham	Clause iii	No	Maharashtra	Thane	2 Years	300.00	20.00	280.00	No	Society for the Rehabilitation of Paraplegics.	CSR00003853
<b>Total</b>							<b>300.00</b>	<b>20.00</b>	<b>280.00</b>			

(c) Details of CSR amount spent against other than ongoing projects for the financial year:

(1)	(2)	(3)	(4)	(5)		(6)	(7)	(8)	
Sl. No	Name of the Project	Item from the list of activities in schedule VII to the Act	Local area (Yes/No)	Location of the project.		Amount spent for the project (in ₹ Lakh.)	Mode of implementation - Direct (Yes/No)	Mode of implementation - Through implementing agency	
				State	District			Name	CSR Registration No.
1	EXIDE Aarogya	Clause (i)	No	West Bengal	South 24 Parganas	24.00	No	Young Men Welfare Society	CSR00004888
				West Bengal	Kolkata	3.75	No	Mitti Social Initiatives Foundation	CSR00001413
				Maharashtra	Mumbai	411.95	No	Diabetic Association of India	CSR00005411
				West Bengal & Maharashtra	Kolkata, Pune and Raigad	139.30	No	Yuva Unstoppable	CSR00000473
2	EXIDE Aarogya	Clause (i)	Yes	Maharashtra, Uttarakhand, Tamil Nadu and Haryana	Raigad, Ahmednagar, Haridwar, Roorkee, Krishnagiri and Rewari	132.10	Yes	NA	NA
3	Exide Akshar	Clause ii	Yes	West Bengal	Kolkata	8.84	No	South Gurukul Society	CSR00007823
				West Bengal	Kolkata	9.11	No	Child In Need Institute (CINI)	CSR00000494
				West Bengal	Kolkata	38.98	No	Udayan Care	CSR00000619

(1)	(2)	(3)	(4)	(5)		(6)	(7)	(8)	
Sl. No	Name of the Project	Item from the list of activities in schedule VII to the Act	Local area (Yes/No)	Location of the project.		Amount spent for the project (in ₹ Lakh.)	Mode of implementation - Direct (Yes/No)	Mode of implementation - Through implementing agency	
				State	District			Name	CSR Registration No.
			Yes	West Bengal, Tamil Nadu and Haryana	North 24 Parganas, South 24 Parganas, Kolkata, Krishnagiri and Rewari	117.10	No	Yuva Unstoppable	CSR00000473
4	EXIDE Akshar	Clause ii	Yes	West Bengal and Uttarakhand	Kolkata, East Mednipur, Haridwar and Roorkee	74.01	Yes	NA	NA
5	EXIDE Kaushal	Clause ii	No	West Bengal	South 24 Parganas	10.62	No	Sukriti Welfare Association of Women Entrepreneurs	CSR00008124
6	EXIDE Kaushal	Clause ii	Yes	Maharashtra, West Bengal, Tamil Nadu and Haryana	Raigad, Pune, Ahmednagar, East Mednipur, North 24 Parganas, Krishnagiri and Rewari	739.69	Yes	NA	NA
7	EXIDE Saksham	Clause iii	No	Maharashtra	Pune	25.51	No	India Sponsorship Committee	CSR00001870
			Yes	West Bengal	Kolkata	3.52	No	Little Sisters of the Poor	CSR00008979
			No	Delhi	Delhi	10.80	No	Sangati Foundation	CSR00012049
8	EXIDE Paryavaran	Clause iv	Yes	West Bengal	Kolkata	11.40	Yes	NA	NA
9	Community Development	Clause x	Yes	West Bengal	East Mednipur	14.41	Yes	NA	NA
<b>TOTAL</b>						<b>1775.09</b>			

(d) Amount spent in Administrative Overheads: ₹ 21.08 Lakh

(e) Amount spent on Impact Assessment, if applicable: ₹ 13.22 Lakh

(f) Total amount spent for the Financial Year (8b+8c+8d+8e): ₹ 2109.39 lakh\*

\*Including amount (₹ 280.00 Lakh) transferred to unspent CSR account.

(g) Excess amount for set off, if any: **NIL\***

Sr. No.	Particular	Amount (In ₹ Lakh)
(i)	Two percent of average net profit of the company as per section 135(5)	2106.16
(ii)	Total amount spent for the Financial Year	2109.39
(iii)	Excess amount spent for the financial year [(ii)-(i)]	3.23
(iv)	Surplus arising out of the CSR projects or programmes or activities of the previous financial years, if any	NIL
(v)	Amount available for set off in succeeding financial years [(iii)-(iv)]	NIL*

\* The Company has spent ₹ 3.23 lakh in excess towards CSR, however, excess has been considered as expenditure for the FY 2021-22 and will not be carried forward for set off in the next year.

9. (a) Details of Unspent CSR amount for the preceding three financial years: **Nil**

Sr. No.	Preceding Financial Year	Amount transferred to Unspent CSR Account under section 135 (6) (in ₹)	Amount spent in the reporting Financial Year (in ₹)	Amount transferred to any fund specified under Schedule VII as per section 135(6), if any.			Amount remaining to be spent in succeeding financial years. (in ₹)
				Name of the Fund	Amount (in ₹)	Date of transfer	
Total				Nil			

(b) Details of CSR amount spent in the financial year for ongoing projects of the preceding financial year(s): **Not applicable**

(1)	(2)	(3)	(4)	(5)	(6)	(7)	(8)	(9)
Sl. No.	Project ID	Name of the Project	Financial Year in which the project was commenced	Project duration	Total amount allocated for the project (in ₹)	Amount spent on the project in the reporting Financial Year (in ₹)	Cumulative amount spent at the end of reporting Financial Year. (in ₹)	Status of the project - Completed / Ongoing
Total					Not applicable			

10. In case of creation or acquisition of capital asset, furnish the details relating to the asset so created or acquired through CSR spent in the financial year

(a) Date of creation or acquisition of the capital asset(s).

**Please refer point 10(d).**

(b) Amount of CSR spent for creation or acquisition of capital asset.

**Please refer point 10(d).**

(c) Details of the entity or public authority or beneficiary under whose name such capital asset is registered, their address etc.

**Please refer point 10(d).**

(d) Provide details of the capital asset(s) created or acquired (including complete address and location of the capital asset).

## CAPITAL ASSET CREATED IN FY 2021-22

Sr. No.	Capital Assets created	Entity or public authority or beneficiary under whose name such capital asset is registered	Location & Complete Address	Date of creation/ acquisition of Capital Asset	Final Expenditure
1	Medical and other supportive equipment in hospital.	Diabetic Association of India	Raheja Rugnalaya Marg, Mahim, Mumbai – 400016	March 31, 2022	3,14,54,678
2	Smart Classroom including benches and UPS	Yuva Unstoppable	Village and PO Mondal pada, Bhatpara via Shyamnagar 743127 Dist. North 24 Parganas, West Bengal	March 31, 2022	7,83,000
3	Smart Classroom including benches and UPS	Yuva Unstoppable	Village- Mondal pada, Shyamnagar Jagatdal, 743127 Dist. North 24 Parganas, West Bengal	March 31, 2022	5,22,000
4	Smart Classroom including benches and UPS	Yuva Unstoppable	Palghatt road PO rib land, Jagatdal Shyamnagar 743194 Dist. North 24 Parganas, West Bengal	March 31, 2022	10,44,000
5	Smart Classroom including benches and UPS	Yuva Unstoppable	2, cabin road P.O Jagatdal , PS Jagatdal 743125 Dist. North 24 Parganas, West Bengal	March 31, 2022	10,44,000
6	Smart Classroom including benches and UPS	Yuva Unstoppable	Bl No.7 Motibhavan, Post- Jagatdal Shyamnagar, 743127 Dist. North 24 Parganas, West Bengal	March 31, 2022	7,83,000
7	Smart Classroom including benches and UPS	Yuva Unstoppable	Bl No.7 Motibhavan, Post- Jagatdal, Shyamnagar 743127 Dist. North 24 Parganas, West Bengal	March 31, 2022	7,83,000
8	Smart Classroom including benches and UPS	Yuva Unstoppable	71, Basudevpur road, Shyamnagar, 743127 Dist. North 24 Parganas, West Bengal	March 31, 2022	7,83,000
9	Smart Classroom including benches and UPS	Yuva Unstoppable	1/1 Rahuta road, shyamnagar, PO Shyamnagar, Jagatdal 743127 Dist. North 24 Parganas, West Bengal	March 31, 2022	5,22,000
10	Smart Classroom including benches and UPS	Yuva Unstoppable	Bhagabatipura P.S. Mandir Bazar , Dist.- South 24 Parganas, West Bengal -743399	March 31, 2022	5,22,000
11	Smart Classroom including benches and UPS	Yuva Unstoppable	Vil- Radhaballovatala, P.O Joynagar, Mazilpur , Dist. - South 24 Parganas, West Bengal 743337	March 31, 2022	2,61,000
12	Smart Classroom including benches and UPS	Yuva Unstoppable	Govt school, Kothapalli , seuganapalli Post Hosur, Taluka- Krishnagiri 635103 Tamil Nadu	March 31, 2022	2,61,000
13	Smart Classroom including benches and UPS	Yuva Unstoppable	PUP Begepalli, Hosur, Post Hosur, Krishnagiri 635126, Tamil Nadu	March 31, 2022	2,61,000
14	Smart Classroom including benches and UPS	Yuva Unstoppable	PUP Bartiyarnagar, Avallapalli Road Hosur 635109, Tamil Nadu	March 31, 2022	2,61,000
15	Smart Classroom including benches and UPS	Yuva Unstoppable	PUP Alasamatham, Hosur, Krishnagiri- 635109, Tamil Nadu	March 31, 2022	2,61,000
16	Smart Classroom including benches and UPS	Yuva Unstoppable	GHS Onnalvadi, Krishnagiri- 635109 Tamil Nadu	March 31, 2022	2,61,000
17	Smart Classroom including benches and UPS	Yuva Unstoppable	PUPS Hosur, Tamil Kamaraj Colony, Hosur 635109, Tamil Nadu	March 31, 2022	5,22,000

Sr. No.	Capital Assets created	Entity or public authority or beneficiary under whose name such capital asset is registered	Location & Complete Address	Date of creation/ acquisition of Capital Asset	Final Expenditure
18	Smart Classroom including benches and UPS	Yuva Unstoppable	Govt. SSS Bagthala, Rewari 123501, Haryana	March 31, 2022	7,83,000
19	Oxygen Concentrator – 2nos & UV sterilizer	India Sponsorship Committee	India Sponsorship Committee, Balgram, Lonavala	November 10, 2021	10,800
20	Assitive Locomotor Devices	Sangati Foundation	N-9/12, Connaught Place, New Delhi -110001	March 08, 2022	8,75,700
21	Radiant Warmer – 6 nos., Oxygen Concentrators – 3 nos. and other medical equipment.	Mela Hospital	Mela Hospital, Haridwar, Pin Code 249401	October 26, 2021	9,73,020
22.	Water Cooler – 1, Water Purifier – 1, Lensometer – 1, Refractometer – 1, Motorized Table – 1, HBA1C Machine – 1, Electrolyte Machine – 1, Binocular Microscope – 1, Centrifuge Machine with Rotar Head – 1, High Flow Heated Respiratory Humidifer – 2, BiPeP Machine – 2, Digital X-Ray Machine 300 MA & CR system with lead sheet – 1, Window AC with stabilizer – 1, ABG Machine – 1, 3 KVA Online UPS with inbuilt batteries – 1, Biometric Face Reader – 1 and other medical equipment	Community Health Centre, Bhagwanpur	Community Health Centre, Bhagwanpur – 247661	October 26, 2021	35,17,275
23.	ECG Machine BPL 9108 – 2 nos, Infusion Pump – 2 nos. and other medical equipment	Civil Hospital, Roorkee	Civil Hospital, Roorkee - 247667	October 27, 2021	3,35,552
24.	Solar Power System Laboratory Setup, Teachers table - 6 nos, Teacher's chair - 10 nos., Single chair with tablet - 50 nos, Dual Bench - 46 nos, Writing Board - 6 nos., Pin up board - 6 nos, School boundary wall, fencing, guard room and gate.	Government Inter College, Kunja Bahadurpur.	GIC Kunja Bahadurpur, Post Ikbapur, Pin - 247688	March 03, 2022	45,99,419
25.	Medical Equipment for COVID Care	Block Medical Officer, Bagalur Block, Krishnagiri District.	Covid 19 Care Centre, Old Bangalore Road, Hosur, Krishnagiri, Tamil Nadu – 635109	May 23, 2021	29,82,247
26.	Classroom Block	Khejuri College	Khejuri College, P.O – Bartala, P.S – Khejuri, District – Purba Mednipur, PIN 721431, Contai, West Bengal	March 21, 2022	23,82,238
<b>TOTAL</b>					<b>5,68,85,129</b>

Note: Handover of all Capital Assets had been made and none of such assets are held by the Company.

11. Specify the reason(s), if the company has failed to spend two per cent of the average net profit as per section 135(5).

During the financial year the Company had an obligation of spending ₹ 2106.16 Lakh towards CSR activities. The Company has spent ₹ 1,829.39 Lakh towards various CSR initiative and has transferred ₹ 280.00 Lakh (against ongoing intervention) to the Unspent CSR Account in compliance to its obligation against CSR. Thus, the Company has fulfilled its CSR obligation during the year under review.

Place: Mumbai  
Date : May 05, 2022

Sd/-  
**Subir Chakraborty**  
Managing Director & CEO  
DIN: 00130864

Sd/-  
**Bharat D Shah**  
Chairman of CSR committee  
DIN: 00136969



## Annexure A

### Independent Impact Assessment Report of Exide Industries Limited

#### Executive summary

Exide Industries Limited undertook a number of CSR projects in 2020-21, of which the following five projects were worth over ₹ 1 crore:

- Interventions at the Diabetic Association of India (DAI), Mumbai: ₹ 4 crore
- Interventions at the Marrow Donor Registry (India), Mumbai: ₹ 1 crore
- Interventions at the Society for the Rehabilitation of Paraplegics, Mumbai: ₹ 2 crore
- Interventions at 55 schools across India through YUVA Unstoppable: ₹ 3.81 crore
- Model School development at Kunjabahadurpur, Haridwar District: ₹ 1.18 crore

The summary of findings project wise are given below:

#### Diabetic Association of India (DAI), Mumbai

- In 2020-21, the S L Raheja Hospital treated a total number of 43,320 patients of which 35,855 patients were treated in the OPD and the rest as the In-Patient. Most of the In-Patients were treated at the Internal Medicine specialty, followed by Oncology, Haematology and Diabetology.
- The S L Raheja Hospital has been at the forefront in treating Covid patients. It created two teams of doctors for treating covid and non-Covid patients separately. The doctors resorted to teleconsultation for providing treatment.

#### Marrow Donor Registry (India), Mumbai

- In 2020, 1981 potential donors registered themselves with MDRI.

- One stem cell donation took place in 2020-21.
- The data of registrations made clearly demonstrates that more and more people are becoming aware of the blood disorders, and are showing a keen interest in donating stem cells.

#### Society for the Rehabilitation of Paraplegics, Mumbai

- In March 2021, there were 25 paraplegic patients receiving care at Smt Kamla Raheja Rehabilitation Centre for Paraplegics.
- The training for job-readiness being imparted by the Centre to its paraplegic residents is leaving a lasting impact on the lives of these people.
- The Centre conducts awareness programmes at schools and colleges in Vashi. This has helped in raising awareness about paraplegia in the youth in the area. Moreover, students from reputed medical colleges and Social Work Training Institute visit the centre periodically which, in turn, helps in increasing the awareness about the challenges and the success stories of the paraplegic residents of the Centre.
- The year 2020-21 started with 57 residents at the Home. However, they had to go back to their respective residences because of the raging pandemic situation in Maharashtra. There were no occupants from July 2020 to March 2021 at the Home.

#### Distribution of kits through YUVA Unstoppable: The Abhaar Campaign

- 23,199 students, of which 57% received the nutrition and hygiene kits and the rest received the immunity booster kits.

- 1,20,301 people as a whole, including the students' family members, benefited from these kits.
- The ration sustained a family of 5 for 2 months.
- One hundred seventy-four (174) employees of Exide helped in packaging the staff. They donated a total of 574.50 hours towards packaging the material into the two kits. A number of them engaged themselves in distributing the packages. One hundred eighty-three (183) employees distributed all the packages over a massive 565 hours to the targeted beneficiaries across five states, 11 locations and 55 schools.
- All the beneficiaries came from families below the poverty-line.
- All the beneficiaries reported adopting Covid-appropriate behaviour and practices.

### **Model School development Kunjabahadurpur, Haridwar District**

- A two-stored building was erected on the school premises. The building was constructed to accommodate the laboratories for physics, chemistry, mathematics, and biology. A hall was constructed on the first floor for students' music and English communication lessons.
- All relevant apparatus and consumables befitting the requirements of modern school laboratories were also supplied as a part of the project.
- A fully equipped smart class with a smartboard, projector, desktop and other relevant accessories was also built in the school. The digital content for e-learning was also procured.

Independent Impact Assessment by Consultivo

Date: February 01, 2022

# Annexure V

## FORM NO. AOC -2

**(Pursuant to clause (h) of sub-section (3) of Section 134 of the Act and Rule 8(2) of the Companies (Accounts) Rules, 2014.**

Form for Disclosure of particulars of contracts/arrangements entered into by the Company with related parties referred to in sub section (1) of section 188 of the Companies Act, 2013 including certain arm's length transaction under third proviso thereto.

1. Details of contracts or arrangements or transactions not at Arm's length basis.

Sr. No.	Particular	Details
a)	Name(s) of the related party & nature of relationship	NIL
b)	Nature of contracts/arrangements/transaction	(All contracts or arrangements or transactions with related parties are at arm's length basis)
c)	Duration of the contracts/arrangements/transaction	
d)	Salient terms of the contracts or arrangements or transaction including the value, if any	
e)	Justification for entering into such contracts or arrangements or transactions'	
f)	Date of approval by the Board	
g)	Amount paid as advances, if any	
h)	Date on which the special resolution was passed in General meeting as required under first proviso to section 188	

2. Details of material contracts or arrangements or transactions at Arm's length basis.

Sr. No.	Particular	Details
a)	Name(s) of the related party & nature of relationship	Chloride Metals Limited (CML) (Wholly Owned Subsidiary Company)
b)	Nature of contracts/arrangements/transaction	Purchase of lead, lead alloys and lead small parts and sale of scrap batteries
c)	Duration of the contracts/arrangements/transaction	April 2021 to March 2022
d)	Salient terms of the contracts or arrangements or transaction including the value, if any	Value of transactions with CML amounted to ₹ 4248.99 crs.
e)	Date of approval by the Board	April 29, 2021
f)	Amount paid as advances, if any	-

## 3. Details of contracts or arrangements or transactions not in the ordinary course of business:

Sr. No.	Particular	Details
a)	Name(s) of the related party & nature of relationship	NIL
b)	Nature of contracts/arrangements/transaction	(All contracts or arrangements or transactions with related parties are in ordinary course of business)
c)	Duration of the contracts/arrangements/transaction	
d)	Salient terms of the contracts or arrangements or transaction including the value, if any	
e)	Justification for entering into such contracts or arrangements or transactions'	
f)	Date of approval by the Board	
g)	Amount paid as advances, if any	
h)	Date on which the special resolution was passed in General meeting as required under first proviso to section 188	

On behalf of the Board of Directors

Sd/-

**Subir Chakraborty**

Managing Director & CEO  
DIN: 00130864

Sd/-

**Bharat D Shah**

Chairman of CSR committee  
DIN: 00136969

Place: Mumbai

Date : May 05, 2022

# Annexure VI

## Information as per Section 134 (3)(m) of the Companies Act, 2013 read with Rule 8 of the Companies (Accounts) Rules, 2014 and forming part of the Directors' Report for the year ended March 31, 2022

### A. Conservation of Energy

#### (i) The steps taken or impact on conservation of energy

Your Company is diligently focused on energy efficiency, which is a bedrock of sustainable future. Our endeavor is to achieve excellence in optimum energy utilization and cost effectiveness on an ongoing basis, thereby aligning our goals with commitment towards minimizing the effects of climate change, reducing our carbon footprint and GHG emission.

During the year, Exide has undertaken several initiatives to further improve its energy efficiency and adhering to the energy efficient practices across all its factories and offices. As a result of these initiatives, your Company has been able to achieve 3% improvement in Energy Intensity (KWh/Turnover in ₹) and 5% improvement in carbon footprint (MT in CO<sub>2</sub>/Turnover in ₹) during the year under review, over the previous year.

As part of the green energy initiative undertaken by your Company, the net solar energy usage increased to 851 lac kWh during the financial year 2021-22. This resulted in an increased share of Green Energy vs Brown Energy to 18% as compared to 16% achieved in the previous financial year 2020-21.

#### Initiatives undertaken by your Company for energy conservation are:

Your Company has been implementing short and medium-term actions to improve the energy efficiency and also adheres to the energy efficient practices & methods for cost competitiveness and promoting energy efficiency throughout the supply chain. A dedicated energy management cell, formed at corporate level drives our energy efficiency initiatives. Some of the initiatives undertaken by the Company are listed below:

- Mapping and analysing the performance of each manufacturing units to work out their

efficiency level and undertaking suitable initiatives to further improve their overall energy performance in accordance with Energy Management System (EnMS) ISO 50001 standard guideline.

- Continuing Energy Stewardship "Energy Circle" team to conserve energy.
- Operational Control on daily/ hourly consumption of energy at different process centres, highlighting sections of high consumption against target through Dashboard.

#### Ahmednagar plant

- Cyclic timer introduced for air purging in all acid filling machine tanks to reduce air consumption;
- Optimised AHU runtimes in Lac30 & acid filling areas;
- Rotary feeder motors of dust collectors interlocked with main blower;
- Optimised dust collector purging with differential pressure sensor feedback.

#### Bawal plant

- Interlocking of Stacker to cut off air during idle time to save air consumption;
- Continuous monitoring of compressor loading and unloading pattern and thereby optimising run time;
- Improved monitoring of leakages in compressed air lines.

#### Chinchwad plant

- Replaced low efficiency rectifiers with higher efficiency equipment;
- Installed PNG fired pipe heating burners in COS lead pots;
- VFDs fitted on main blower for drying ovens;
- Conventional motors replaced by higher efficiency IE3 motors in dust collector;

- Optimised size of Oxide Collector motor.

#### Haldia plant

- Auto cut-off for fresh air and suction blowers to reduce idle time operation;
- Interlocked cooling tower fan motors with temperature sensor;
- Interconnected compressed air lines for load balancing and thereby optimised running of compressors;
- Variable Frequency Drives installed in scrubbers and suction blowers;
- Sequential timers fitted on fresh air blowers.

#### Hosur

- Installed VFD for alloy blending bag filter system, pasting oven blower, Assy line-1 fume killer;
- Installed motion sensors for lighting in Charger room & Plate cutting area;
- Man coolers automated with weekly timer in COS-10, BM Stacker, Dynamac COS & Assembly line no.7;
- Interlocked fan operation with Temp controller in Cooling tower for charging area, interlocked scrap conveyors with casting machine operation.

#### Shamnagar

- Installed VFD in dust extraction system in plate cutting area;
- Optimised motor speed in scrubber system in casting area,
- Improved monitoring of leakages in compressed air lines.

- Dynamic management of pressure settings on VFD compressors for load balancing;
- Stopped continuous air purging by interlocking of air-purging system with machine running in spine casting.

#### Taloja

- Replaced motors with optimised sizing in fume extraction system and fresh air blowers for jar formation area;
- Improved monitoring of leakages in compressed air lines.

### (ii) Steps taken by the Company for utilising alternate sources of energy:

Your Company's commitment towards green energy initiatives resulted in an increased use of solar energy to 851 lac kWh during the year under review over the previous financial year.

Details of implementing solar energy drive in the Company is given below:

- Rooftop solar at manufacturing facilities (Own Assets).

Manufacturing Units	FY 2021-22
	Cumulative Generation (in lac kWh )
Bawal	1.4
Hosur	19.8
Taloja	8.1
<b>Total</b>	<b>29.3</b>

- Details of purchase of solar energy through onsite and off-site arrangements vide long-term Power Purchase Agreements with a solar power developer is given below:

Manufacturing Units	Cumulative Purchase (FY'21-22), in lac kWh (On-site)	Cumulative Purchase (FY'21-22), in lac kWh (Off-site)
Ahmednagar	11.70	90.90
Chinchwad	6.80	102.50
Haldia	12.90	-
Hosur	21.50	482.00
Shamnagar	3.60	-
Taloja	-	89.30
<b>Total</b>	<b>56.60</b>	<b>764.70</b>

- (ii) Capital investment made by the Company on energy conservation equipment during the financial year ended March 31, 2022: ₹ 4,89,39,113/-

## B. TECHNOLOGY ABSORPTION

### I. Technology Absorption, Adaptation and Innovation

Your Company has always worked successfully with several international battery manufacturing giants. The philosophy has been adaptation and introduction of the global best technology, suitably customized to work in Indian application conditions, in the shortest possible time. This has enabled your Company to add over the years series of amazing products with the latest state-of-art manufacturing technologies in every application. The engineers at your R&D department are constantly engaged with the collaborators explaining the finer nuances of battery usage in this country, which at times are completely unknown to the overseas partners. This exchange only brings together the two companies closer in terms of what is needed to deliver a successful product in this country. That is how you have seen hugely successful product ranges, like Exide Powersafe for industrial standby, Punched Alfa for vehicular, which have become the benchmark to competition in the country.

Your R&D engineers play a crucial role in selecting appropriate solutions from the vast repository of the collaborator's knowledge bank, advice on suitable fine-tuning to suit Indian requirements, help in selecting the right material as well as plant & machinery and finally implement the idea from the concept to the final product form. Even the year under review has been a year with a lot of challenges in terms of the pandemic disruption

and restriction on travel between the engineers of the Company and collaborators. It is only through intense audio-video discussions, shop-floor virtual tours and live in-plant meetings the engineers have been able to communicate and deliver the results as they are evident today.

Some of the major results achieved during the year includes launching of the 'EFB' battery for Volkswagen, done in technical collaboration with Moura Batteries, Brazil. One of the most significant achievement of the year is the regularization of export of 'punched automotive' batteries to East Penn, USA – a highly notable achievement of your R&D and Plant engineers in building up this level of confidence amongst collaborator engineers.

Meanwhile, the R&D engineers in the SF group in close cooperation of the Furukawa Team has already introduced the state-of-art 'ISS' batteries in the country both for OEM as well as Trade segments. Currently the same team is working in developing Furukawa's path-breaking 'Ultra' – automotive batteries in India with outstanding features for the vehicle including vehicle fuel efficiency.

### II. Benefits

Regular introduction of new technologies, new products has helped your Company maintain the technology edge they have always enjoyed with respect to competition. It has allowed the Company to maintain a technology leadership in the country with respect to competition and has always been the first choice of customers both in automotive as well as in Industrial division. Being the preferred choice, with high market penetration and increased business share are surely some of the major benefits of the multiple technical collaborations the Company has enjoyed over the years.

### III. Particulars of Imported Technology in the last 3 years

Sr. No.	Technology Imported	Year of Import	Has Technology been absorbed	If not fully absorbed, reasons and future action plan
1	Valve Regulated Lead Acid Storage Batteries (VRLA) for Motorcycles with Furukawa Battery Co. Ltd., Japan for Bawal and Ahmednagar Plants.	Since March 09, 2007. Current arrangement is effective from April 01, 2020 and is valid till March 31, 2025.	Agreement is for Technical Assistance under license for continuous improvements in manufacturing, technology, process etc. of different products and is in progress.	Since the technology is continuous, the Agreement will be ongoing.

Sr. No.	Technology Imported	Year of Import	Has Technology been absorbed	If not fully absorbed, reasons and future action plan
2	Automotive Batteries with C21 Alloy and C21 Technology with Furukawa Battery Co. Ltd., Japan for Taloja and Bawal Plants.	Since December 01, 2010. Current arrangement is effective from December 01, 2020 and is valid till November 30, 2022.	Agreement is for Technical Assistance for continuous improvements in manufacturing technology of different products and is in progress.	Since the technology is continuous, the Agreement will be ongoing.
3	Automotive Technical Assistance/Collaboration Agreement with Furukawa Battery Co. Ltd., Japan for Taloja and Bawal Plants	Since 1987-1988. Current arrangement is effective from December 01, 2020 and is valid till November 30, 2025	Agreement is for Technical Assistance for continuous improvements in manufacturing technology of different products and is in progress.	Since the technology is continuous, the Agreement will be ongoing.
4	Automotive Batteries for Idling Stop System (ISS) with Furukawa Battery Co. Ltd., Japan for Taloja and Bawal Plants.	Since February 01, 2010. Current arrangement is effective from February 01, 2020 and is valid till January 31, 2025	Agreement is for Technical Assistance for continuous improvements in manufacturing technology of different products and is in progress.	Since the technology is continuous, the Agreement will be ongoing.
5	Lead Acid Batteries, used for Automotive, Industrial, Motor Cycle and Other Applications from East Penn Manufacturing Co., USA.	Since January 15, 2022 and is valid upto January 14, 2027	Agreement is for Technical Collaboration and Assistance for continuous improvements in manufacturing technology of different products and is in progress.	Since the technology is continuous, the Agreement will be ongoing.
6	Special Conventional Batteries for Automotive Applications having positive electrode plates and expanded grids with Shin-Kobe Electric Machinery Co. Ltd. Japan for Shamnagar, Haldia, Chinchwad and Hosur.	Since February 03, 2013 and is valid upto February 02, 2023	Agreement is for Technical License and Assistance for continuous improvements in manufacturing technology of different products and is in progress.	Since the technology is continuous, the Agreement will be ongoing.
7	Li-ion Batteries for use in Motive Power and Energy Storage System with Zhejiang Chaowei Chuangyuan Shiye Co. Ltd. Group, China.	Since January 03, 2017 and is valid till January 02, 2025	Agreement is for Technical Assistance/Collaboration for continuous improvements in manufacturing technology of different products and is in progress.	Since the technology is continuous, the Agreement will be ongoing.
8	Energy Storage Solution (ESS) centered around Ultra Battery Technology with Smart Storage Pty Ltd. Australia (Ecoult).	Since January 01, 2017 and is valid upto December 31, 2021	The Agreement has not been renewed as the technology has been fully absorbed.	Technology has been fully absorbed.



Sr. No.	Technology Imported	Year of Import	Has Technology been absorbed	If not fully absorbed, reasons and future action plan
9	Ultra Battery (UB) Technology for stationary industrial and other battery applications from East Penn Manufacturing Co., USA.	Since January 01, 2017 and is valid upto December 31, 2021	Agreement is for Patent Sub-License of UB Technologies i.e. The Agreement has not been renewed as the technology has been fully absorbed.	Technology has been fully absorbed.
10	Bi-Polar Lead Acid Storage Batteries from Advanced Battery Concepts, LLC, USA.	Since December 18, 2017 and is valid upto December 17, 2037.	Agreement is for Technical Assistance License for continuous improvements in manufacturing technology of Bi-polar Lead Acid Batteries and is in progress.	Since the technology is continuous, the Agreement will be ongoing.
11	Enhanced Flooded Batteries (EFB), Heavy Duty Batteries (HDB), Motorcycle AGM Batteries (MAB) and Stationary Flooded Batteries (SFB), referred to as Moura High Efficiency (MHE) Batteries from Acumuladores Moura S.A., Brazil.	Since February 26, 2018 and is valid upto February 25, 2028	Agreement is for Technology Licensing to design, manufacture, produce, sell, maintain and for continuous improvements in manufacturing technology of Moura High Efficiency (MHE) Batteries and is in progress.	Since the technology is continuous, the Agreement will be ongoing.
12	Pocket Type Nickel - Cadmium Alkaline Storage Battery and Sintered Type Nickel-Cadmium Alkaline Storage Battery referred to as 'Alkaline Battery' for emergency power supply of electrical train and wide range of industrial electric equipment from The Furukawa Battery Co. Ltd., Japan	Since July 11, 2018 and is valid upto July 10, 2023	Agreement is for Technological Assistance and Support with all necessary know-how and technical information for continuous improvements in manufacturing technology of Alkaline Batteries and is in progress.	Since the technology is continuous, the Agreement will be ongoing.
13	Ultra Battery (UB) Technologies for automotive applications from The Furukawa Battery Co. Ltd., Japan .	Since July 19, 2018 and is valid till the last Patent and Patent Applications lapses, ceases or expires or all payment obligations under the sub-license agreement dated July 19, 2018 are fully discharged by Exide Industries Limited	Agreement is for Patent Sub-License of Ultra Batteries (UB) Technologies i.e. integration of lead acid batteries with ultra-capacitors under Ultra Battery (UB) Patents and Patent Applications for use in automotive applications and for continuous improvements in manufacturing technology of Ultra Batteries and is in progress.	Since the technology is continuous, the Agreement will be ongoing.

Sr. No.	Technology Imported	Year of Import	Has Technology been absorbed	If not fully absorbed, reasons and future action plan
14	Ultra Batteries (UB) Technologies for use in automotive applications from The Furukawa Battery Co. Ltd, Japan.	Since October 22, 2018 and is valid upto October 21, 2023.	Agreement is for Technical Assistance and Technological Support in respect of Ultra Batteries (UB) Technologies i.e. lead acid batteries integrated with ultra-capacitors under Ultra Batteries Patents (UB1, UB2 and UB3) and for continuous improvements in manufacturing technology of Ultra Batteries and is in progress.	Since the technology is continuous, the Agreement will be ongoing.
15	Battery Monitoring and Management System (BMMS) License centered around Ultra Battery Technology from Smart Storage Pty Ltd. Australia (Ecoult).	Since May 31, 2017 and is valid upto May 30, 2022	Agreement was for License to manufacture BMS Hardware and to exploit the BMMS and for continuous improvements in manufacturing technology of BMMS.	Technology absorbed.
16	Technology License and Services Agreement with SVOLT Energy technology Co. Ltd (SVOLT) for manufacturing lithium-ion cells	March 10, 2022 to March 09, 2027	Agreement is for (a) support EXIDE to set up a facility/factory in India for manufacturing lithium-ion cells (b) Support the manufacturing of the Product and (c) licensing the Licensed IP in manufacturing lithium-ion cells and is in progress	Since the technology is continuous, the Agreement will be ongoing.

#### IV. Expenditure on Research & Development

The capital and revenue expenditure on R & D were ₹ 2.19 crore and ₹ 23.17 crore respectively, aggregating to ₹ 25.36 crore

Total R & D expenditure as percentage of Net Turnover: 0.20%

#### C. Foreign Exchange – Earnings and Outgoings

##### Total Foreign Exchange used and earned:

Used : ₹ 1091.18 crore

Earned : ₹ 1070.45 crore

On behalf of the Board of Directors

Sd/-

**Bharat D Shah**

Chairman

DIN: 00136969

Sd/-

**Subir Chakraborty**

Managing Director & CEO

DIN: 00130864

Place: Mumbai

Date : May 05, 2022

## Annexure VII

### PARTICULARS OF EMPLOYEES PURSUANT TO SECTION 197 OF THE COMPANIES ACT, 2013 READ WITH RULE 5(1) OF THE COMPANIES (APPOINTMENT AND REMUNERATION OF MANAGERIAL PERSONNEL) RULES, 2014

Requirements of Rule 5(1)	Details
i. The ratio of the remuneration of each Executive director to the median remuneration of the employees of the Company for the financial year	<b>Directors:</b> Mr. Subir Chakraborty : 23x Mr. A K Mukherjee : 23x Mr. Arun Mittal : 18x Mr. Avik Roy : 12x
ii. The percentage increase in remuneration of each Executive Director, Chief Financial Officer, Chief Executive Officer, Company Secretary or Manager, if any in the financial year *	<b>Directors:</b> Mr. Subir Chakraborty : 50% Mr. A K Mukherjee : 16% Mr. Arun Mittal : 44% Mr. Avik Roy : NA  <b>Key Managerial Personnel:</b> Mr. Jitendra Kumar : 22% 6.92%
iii. The percentage increase in the median remuneration of employees in the financial year	6.92%
iv. The number of permanent employees on the rolls of company	5,163 employees as on March 31, 2022
v. Average percentiles increase already made in the salaries of employees other than the managerial personnel in the last financial year and its comparison with the percentile increase in the managerial remuneration and justification thereof and point out if there are any exceptional circumstances for increase in the managerial remuneration;	Average Salary increase of non-managerial employees is 7.5%  Average Salary increase of managerial employees is 6.22%
vi. Affirmation that the remuneration is as per the remuneration policy of the company.	Remuneration paid during the year ended March 31, 2022 is as per the Remuneration Policy of the Company.

Note: a) The Non-Executive Directors of the Company are entitled for sitting fees and commission as per the statutory provisions and within the limits approved by the Members. The details of remuneration of Non-Executive Directors are provided in the Corporate Governance Report.

(b) \*Remuneration details given above is computed on the basis of basic salary. For part of the year in 2020-21, the executive directors and senior management personnel had on voluntary basis, waived-off certain portion of their salary due to factors attributable to COVID 19. Hence the percentage increase in remuneration of executive directors and key managerial personnel during the FY 2021-22 as compared to previous year as listed above, appears on higher side.

On behalf of the Board of Directors

Sd/-

**Bharat D Shah**

Chairman

DIN: 00136969

Sd/-

**Subir Chakraborty**

Managing Director & CEO

DIN: 00130864

Place: Mumbai  
Date : May 05, 2022



**Standalone**  
Financial Statements

# Independent Auditors' Report

To the Members of **Exide Industries Limited**

## Report on the Audit of the Standalone Financial Statements

### Opinion

We have audited the standalone financial statements of Exide Industries Limited (the "Company"), which comprise the standalone balance sheet as at 31 March 2022, and the standalone statement of profit and loss (including other comprehensive income), standalone statement of changes in equity and standalone statement of cash flows for the year then ended, and notes to the standalone financial statements, including a summary of significant accounting policies and other explanatory information (hereinafter referred to as "the standalone financial statements").

In our opinion and to the best of our information and according to the explanations given to us, the aforesaid standalone financial statements give the information required by the Companies Act, 2013 ("Act") in the manner so required and give a true and fair view in conformity with the accounting principles generally accepted in India, of the state of affairs of the Company as at 31 March 2022, and its profit and other comprehensive loss, changes in equity and its cash flows for the year ended on that date.

### Basis for Opinion

We conducted our audit in accordance with the Standards on Auditing (SAs) specified under Section 143(10) of the Act. Our responsibilities under those SAs are further described in the **Auditor's Responsibilities for the Audit of the Standalone Financial Statements** section of our report. We are independent of the Company in accordance with the Code of Ethics issued by the Institute of Chartered Accountants of India together with the ethical requirements that are relevant to our audit of the standalone financial statements under the provisions of the Act and the Rules thereunder, and we have fulfilled our other ethical responsibilities in accordance with these requirements and the Code of Ethics. We believe that the audit evidence obtained by us is sufficient and appropriate to provide a basis for our opinion on the standalone financial statements.

### Key Audit Matters

Key audit matters are those matters that, in our professional judgment, were of most significance in our audit of the standalone financial statements of the current period. These matters were addressed in the context of our audit of the standalone financial statements as a whole, and in forming our opinion thereon, and we do not provide a separate opinion on these matters.

## Description of Key Audit Matter

### Provision for warranties

See note 26 to the standalone financial statements

The key audit matter	How the matter was addressed in our audit
<p>The Company provides warranty for sale of its products. The calculation of costs (of repairing and replacing the product which is ascertained to be faulty) in respect of future warranty claims requires application of estimation techniques.</p> <p>The provision for warranty is computed based on sales volume and historical information about product failures (and consequential repairs and returns), adjusted for the key developments occurring during the year which may affect the liability.</p>	<p>In view of the significance of the matter we applied the following audit procedures in this area, among others, to obtain sufficient appropriate audit evidence:</p> <ul style="list-style-type: none"> <li>Assessed the appropriateness of accounting policy for provision of warranties as per relevant accounting standard;</li> <li>Tested the design, implementation and operating effectiveness of key controls associated with the process of computation of the provision for warranties;</li> <li>Evaluated the warranty provision model. This included, inter alia, evaluation of the reasonableness of the relevant assumptions, testing of completeness and accuracy of underlying data (including cost of repairs and returns) and verifying the mathematical accuracy;</li> </ul>

## Provision for warranties (Contd..)

The key audit matter	How the matter was addressed in our audit
<p>The estimation of warranty provision involves management judgments and estimates as described above. The amount and the disclosures are significant to the standalone financial statements and hence, we determined this matter to be a key audit matter.</p>	<ul style="list-style-type: none"> <li>Performed retrospective review of the management estimate by comparing costs incurred during the current financial year to the previously recognised corresponding provision. We also considered the existence of any indicators of significant product defect occurring during the year that would significantly affect the estimates of the year end warranty provision.</li> </ul>

## Incentives under customer loyalty programmes

See note 24 and 25 to the standalone financial statements

The key audit matter	How the matter was addressed in our audit
<p>The Company gives incentives to its dealers through customer loyalty programmes.</p> <p>Due to the multitude of schemes and a large variety of contractual terms across the various markets of the Company, the calculation of these incentives is considered to be complex. The amount of such incentive is also significant.</p> <p>In view of the above, we determined this matter to be a key audit matter.</p>	<p>In view of the significance of the matter, we applied the following audit procedures in this area, among others, to obtain sufficient appropriate audit evidence:</p> <ul style="list-style-type: none"> <li>Evaluated the appropriateness of the Company's accounting policy relating to the incentives provided under the customer loyalty programme;</li> <li>Tested the design, implementation and operating effectiveness of the Company's controls over computation of incentives and pay out against the corresponding liability;</li> <li>Evaluated the model used for estimating the liability including the testing of completeness and accuracy of underlying historical data, assessing developments during the year and review of assumptions used;</li> <li>Performed retrospective review of the management's estimate by comparing utilisation of incentives with previously recognised corresponding liability. We also considered the developments during the year that would significantly affect the measurement of the year end incentive liability.</li> </ul>

## Information Other than the Standalone Financial Statements and Auditor's Report Thereon

The Company's Management and Board of Directors are responsible for the other information. The other information comprises the information included in the Company's annual report, but does not include the standalone financial statements and our auditor's report thereon.

Our opinion on the standalone financial statements does not cover the other information and we do not express any form of assurance conclusion thereon.

In connection with our audit of the standalone financial statements, our responsibility is to read the other information

and, in doing so, consider whether the other information is materially inconsistent with the standalone financial statements, or our knowledge obtained in the audit or otherwise appears to be materially misstated. If, based on the work we have performed, we conclude that there is a material misstatement of this other information, we are required to report that fact. We have nothing to report in this regard.

## Management's and Board of Directors' Responsibilities for the Standalone Financial Statements

The Company's Management and Board of Directors are responsible for the matters stated in Section 134(5) of the Act

with respect to the preparation of these standalone financial statements that give a true and fair view of the state of affairs, profit/loss and other comprehensive income, changes in equity and cash flows of the Company in accordance with the accounting principles generally accepted in India, including the Indian Accounting Standards (Ind AS) specified under Section 133 of the Act. This responsibility also includes maintenance of adequate accounting records in accordance with the provisions of the Act for safeguarding of the assets of the Company and for preventing and detecting frauds and other irregularities; selection and application of appropriate accounting policies; making judgments and estimates that are reasonable and prudent; and design, implementation and maintenance of adequate internal financial controls that were operating effectively for ensuring the accuracy and completeness of the accounting records, relevant to the preparation and presentation of the standalone financial statements that give a true and fair view and are free from material misstatement, whether due to fraud or error.

In preparing the standalone financial statements, the Management and Board of Directors are responsible for assessing the Company's ability to continue as a going concern, disclosing, as applicable, matters related to going concern and using the going concern basis of accounting unless the Board of Directors either intends to liquidate the Company or to cease operations, or has no realistic alternative but to do so.

The Board of Directors is also responsible for overseeing the Company's financial reporting process.

### Auditor's Responsibilities for the Audit of the Standalone Financial Statements

Our objectives are to obtain reasonable assurance about whether the standalone financial statements as a whole are free from material misstatement, whether due to fraud or error, and to issue an auditor's report that includes our opinion. Reasonable assurance is a high level of assurance, but is not a guarantee that an audit conducted in accordance with SAs will always detect a material misstatement when it exists. Misstatements can arise from fraud or error and are considered material if, individually or in the aggregate, they could reasonably be expected to influence the economic decisions of users taken on the basis of these standalone financial statements.

As part of an audit in accordance with SAs, we exercise professional judgment and maintain professional skepticism throughout the audit. We also:

- Identify and assess the risks of material misstatement of the standalone financial statements, whether due to fraud or error, design and perform audit procedures responsive to those risks, and obtain audit evidence that is sufficient and appropriate to provide a basis for our opinion. The risk of not detecting a material misstatement resulting from fraud is higher than for one resulting from error, as fraud may involve collusion, forgery, intentional omissions, misrepresentations, or the override of internal control.
- Obtain an understanding of internal control relevant to the audit in order to design audit procedures that are appropriate in the circumstances. Under Section 143(3) (i) of the Act, we are also responsible for expressing our opinion on whether the company has adequate internal financial controls with reference to financial statements in place and the operating effectiveness of such controls.
- Evaluate the appropriateness of accounting policies used and the reasonableness of accounting estimates and related disclosures made by the Management and Board of Directors.
- Conclude on the appropriateness of the Management and Board of Directors use of the going concern basis of accounting in preparation of standalone financial statements and, based on the audit evidence obtained, whether a material uncertainty exists related to events or conditions that may cast significant doubt on the Company's ability to continue as a going concern. If we conclude that a material uncertainty exists, we are required to draw attention in our auditor's report to the related disclosures in the standalone financial statements or, if such disclosures are inadequate, to modify our opinion. Our conclusions are based on the audit evidence obtained up to the date of our auditor's report. However, future events or conditions may cause the Company to cease to continue as a going concern.
- Evaluate the overall presentation, structure and content of the standalone financial statements, including the disclosures, and whether the standalone financial statements represent the underlying transactions and events in a manner that achieves fair presentation.

We communicate with those charged with governance regarding, among other matters, the planned scope and timing of the audit and significant audit findings, including any significant deficiencies in internal control that we identify during our audit.

We also provide those charged with governance with a statement that we have complied with relevant ethical requirements regarding independence, and to communicate with them all relationships and other matters that may reasonably be thought to bear on our independence, and where applicable, related safeguards.

From the matters communicated with those charged with governance, we determine those matters that were of most significance in the audit of the standalone financial statements of the current period and are therefore the key audit matters. We describe these matters in our auditor's report unless law or regulation precludes public disclosure about the matter or when, in extremely rare circumstances, we determine that a matter should not be communicated in our report because the adverse consequences of doing so would reasonably be expected to outweigh the public interest benefits of such communication.

## Report on Other Legal and Regulatory Requirements

1. As required by the Companies (Auditor's Report) Order, 2020 ("the Order") issued by the Central Government of India in terms of Section 143 (11) of the Act, we give in the "Annexure A" a statement on the matters specified in paragraphs 3 and 4 of the Order, to the extent applicable.
2. (A) As required by Section 143(3) of the Act, we report that:
  - a) We have sought and obtained all the information and explanations which to the best of our knowledge and belief were necessary for the purposes of our audit.
  - b) In our opinion, proper books of account as required by law have been kept by the Company so far as it appears from our examination of those books.
  - c) The standalone balance sheet, the standalone statement of profit and loss (including other comprehensive income), the standalone statement of changes in equity and the standalone statement of cash flows dealt with by this Report are in agreement with the books of account.
  - d) In our opinion, the aforesaid standalone financial statements comply with the Ind AS specified under Section 133 of the Act.
    - e) On the basis of the written representations received from the directors as on 31 March 2022 taken on record by the Board of Directors, none of the directors is disqualified as on 31 March 2022 from being appointed as a director in terms of Section 164(2) of the Act.
    - f) With respect to the adequacy of the internal financial controls with reference to financial statements of the Company and the operating effectiveness of such controls, refer to our separate Report in "Annexure B".
- (B) With respect to the other matters to be included in the Auditor's Report in accordance with Rule 11 of the Companies (Audit and Auditor's) Rules, 2014, in our opinion and to the best of our information and according to the explanations given to us:
  - a) The Company has disclosed the impact of pending litigations as at 31 March 2022 on its financial position in its standalone financial statements - Refer Note 38 to the standalone financial statements.
  - b) The Company did not have any long-term contracts including derivative contracts for which there were any material foreseeable losses.
  - c) There has been no delay in transferring amounts, required to be transferred, to the Investor Education and Protection Fund by the Company.
  - d) (i) The management has represented that, to the best of its knowledge and belief, no funds have been advanced or loaned or invested (either from borrowed funds or share premium or any other sources or kind of funds) by the Company to or in any other persons or entities, including foreign entities ("Intermediaries"), with the understanding, whether recorded in writing or otherwise, that the Intermediary shall:
    - directly or indirectly lend or invest in other persons or entities identified in any manner whatsoever ("Ultimate Beneficiaries") by or on behalf of the Company or



- provide any guarantee, security or the like to or on behalf of the Ultimate Beneficiaries.
- (ii) The management has represented, that, to the best of its knowledge and belief, no funds have been received by the Company from any persons or entities, including foreign entities (“Funding Parties”), with the understanding, whether recorded in writing or otherwise, that the Company shall:
- directly or indirectly, lend or invest in other persons or entities identified in any manner whatsoever (“Ultimate Beneficiaries”) by or on behalf of the Funding Party or
  - provide any guarantee, security or the like from or on behalf of the Ultimate Beneficiaries.
- (iii) Based on such audit procedures as considered reasonable and appropriate in the circumstances, nothing has come to our notice that has caused us to believe that the representations under sub-clause (d) (i) and (d) (ii) contain any material misstatement.
- e) The dividend declared or paid during the year by the Company is in compliance with Section 123 of the Act.
- (C) With respect to the matter to be included in the Auditor’s Report under Section 197(16) of the Act:
- In our opinion and according to the information and explanations given to us, the remuneration paid by the Company to its directors during the current year is in accordance with the provisions of Section 197 of the Act. The remuneration paid to any director is not in excess of the limit laid down under Section 197 of the Act. The Ministry of Corporate Affairs has not prescribed other details under Section 197(16) of the Act which are required to be commented upon by us.

For **B S R & Co. LLP**

Chartered Accountants

Firm’s Registration Number: 101248W/W-100022

Sd/-

**Jayanta Mukhopadhyay**

Partner

Place: Mumbai  
Date: May 05, 2022

Membership Number: 055757  
UDIN: 22055757AIKSE05422

## Annexure A to the Independent Auditor's Report on the standalone financial statements of Exide Industries Limited for the year ended 31 March 2022

### Report on the matters specified in paragraphs 3 and 4 of Companies (Auditor's Report) Order, 2020 to the aforesaid financial statements under Section 143(11) of the Companies Act, 2013

(Referred to in paragraph 1 under 'Report on Other Legal and Regulatory Requirements' section of our report of even date)

We report that:

(i) (a) (A) The Company has maintained proper records showing full particulars, including quantitative details and situation of Property, Plant and Equipment, investment property and relevant details of right-of-use assets.

(B) The Company has maintained proper records showing full particulars of intangible assets.

(b) According to the information and explanations given to us and on the basis of our examination of the records of the Company, the Company has a regular programme of physical verification of its Property, Plant and Equipment, investment property and right-of-use assets by which all the aforesaid assets are verified in a phased manner over a period

of 3 years. In accordance with this programme, certain property, plant and equipment were verified during the year. In our opinion, this periodicity of physical verification is reasonable having regard to the size of the Company and the nature of its assets. No material discrepancies were noticed on such verification.

(c) According to the information and explanations given to us and on the basis of our examination of the records of the Company, the title deeds of immovable properties (other than immovable properties where the Company is the lessee and the leases agreements are duly executed in favour of the lessee) disclosed in the standalone financial statements are held in the name of the Company, except for the following which are not held in the name of the Company:

Description of property	Gross carrying value (₹ cr)	Held in the name of	Whether promoter, director or their relative or employee	Period held- indicate range, where appropriate	Reason for not being held in the name of the Company. Also indicate if in dispute
Residential Flats	2.55	Dalhousie Holdings Ltd	No	Before 2000	Held in Trust

(d) According to the information and explanations given to us and on the basis of our examination of the records of the Company, the Company has not revalued its Property, Plant and Equipment (including Right of Use assets) or intangible assets or both during the year.

(e) According to information and explanations given to us and on the basis of our examination of the records of the Company, there are no proceedings initiated or pending against the Company for holding any benami property under the Prohibition of Benami Property Transactions Act, 1988 and rules made thereunder.

(ii) (a) The inventory, except goods-in-transit and stocks lying with third parties, has been physically verified by the management during the year. For stocks lying with third parties at the year-end, written confirmations have been obtained and for goods-

in-transit subsequent evidence of receipts has been linked with inventory records. In our opinion, the frequency of such verification is reasonable and procedures and coverage as followed by management were appropriate. No discrepancies were noticed on verification between the physical stocks and the book records that were more than 10% in the aggregate of each class of inventory.

(b) According to the information and explanations given to us and on the basis of our examination of the records of the Company, the Company has been sanctioned working capital limits in excess of five crore rupees, in aggregate, from banks or financial institutions on the basis of security of current assets. In our opinion, the quarterly returns or statements filed by the Company with such banks or financial institutions are in agreement with the books of account of the Company and no material discrepancies were observed except as follows:

Quarter	Name of bank	Particulars	Amount as per books of account (₹ Cr)	Amount as reported in the quarterly return/ statement (₹ Cr)	Amount of difference (₹ Cr)	Whether return/ statement subsequently rectified
June 2021	Axis Bank, HDFC Bank, HSBC	Trade Payables	1,200.82	1,085.15	115.67	Yes
Sep 2021	Bank, ICICI Bank, IndusInd	Trade Payables	1,773.18	1,630.98	142.20	Yes
Dec 2021	Bank, State Bank of India, Standard Chartered Bank and Yes Bank	Trade Receivables	932.72	987.85	(55.13)	Yes
		Trade Payables	1,778.76	1,731.92	46.84	Yes

- (iii) According to the information and explanations given to us and on the basis of our examination of the records of the Company, the Company has not provided any guarantee or security or granted any loans or advances in the nature of loans, secured or unsecured to companies, firms, limited liability partnership or any other parties during the year. The Company has made investments in companies, in respect of which the requisite information is as below. The Company has not made any investments in firms, limited liability partnership or any other parties.
- (a) The Company has not provided any loans or advances in the nature of loans or stood guarantee or provided security to any other entity during the year. Accordingly, provisions of clause 3(iii)(a) of the Order are not applicable to the Company.
- (b) According to the information and explanations given to us and based on the audit procedures conducted by us, in our opinion the investments made, are, prima facie, not prejudicial to the interest of the Company. The Company has not provided any guarantee or security or granted any loans or advances in the nature of loans.
- (c) – (f) The Company has not provided any loans and advances in the nature of loans during the year. Accordingly, provisions of clause 3(iii)(c) to 3(iii)(f) of the Order are not applicable to the Company.
- (iv) According to the information and explanations given to us and on the basis of our examination of the records of the Company, the Company has not given any loans, or provided any guarantee or security as specified under Section 185 and 186 of the Companies Act, 2013 (“the Act”). In respect of the investments made by the Company, in our opinion the provisions of Section 186 of the Act have been complied with.
- (v) The Company has not accepted any deposits or amounts which are deemed to be deposits from the public. Accordingly, provisions of clause 3(v) of the Order are not applicable to the Company.
- (vi) We have broadly reviewed the books of accounts maintained by the Company pursuant to the rules prescribed by the Central Government for maintenance of cost records under Section 148(1) of the Act in respect of its manufactured goods and are of the opinion that prima facie, the prescribed accounts and records have been made and maintained. However, we have not carried out a detailed examination of the records with a view to determine whether these are accurate or complete.
- (vii) (a) The Company does not have liability in respect of Service tax, Duty of excise, Sales tax and Value added tax during the year since effective 1 July 2017, these statutory dues have been subsumed into Goods and Service Tax (GST).
- According to the information and explanations given to us and on the basis of our examination of the records of the Company, in our opinion amounts deducted / accrued in the books of account in respect of undisputed statutory dues including GST, Provident fund, Employees’ State Insurance, Income-Tax, Duty of Customs, Cess and other statutory dues have been regularly deposited by the Company with the appropriate authorities.
- According to the information and explanations given to us and on the basis of our examination of the records of the Company, no undisputed amounts payable in respect of GST, Provident fund, Employees’ State Insurance, Income-Tax, Duty of Customs, Cess and other statutory dues were in arrears as at 31 March 2022 for a period of more than six months from the date they became payable.
- (b) According to the information and explanations given to us, there are no statutory dues relating to GST, provident fund, employees’ state insurance, income-tax, sales-tax, service tax, duty of customs, duty of excise, value added tax, cess or other statutory dues, which have not been deposited with the appropriate authorities on account of any dispute, except the following:

Name of the Statute	Nature of the dues	Amount in Rupees* (In Crores)	Period to which the amount relates	Forum where dispute is pending
The Central Sales Tax Act, 1956	Sales tax (including interest and penalty, as applicable)	13.41	1997-98 to 2017-18	Appellate Authority up to Commissioner's level
The Central Sales Tax Act, 1956	Sales tax (including interest and penalty, as applicable)	1.09	2000-01 2015-2016 to 2017-2018	Sales Tax Appellate Tribunals of various states
Various State Sales Tax Act	Sales tax (including interest and penalty, as applicable)	15.18	1997-98 to 2017-18	Appellate Authority up to Commissioner's level
Various State Sales Tax Act	Sales tax (including interest and penalty, as applicable)	6.72	2000-01 to 2015-16	Value Added Tax Appellate of various states
Various State Sales Tax Act	Sales tax (including interest and penalty, as applicable)	0.19	2000-01 and 2008-09	High Courts of various states
Service tax (Finance Act, 1994)	Service tax (including interest and penalty, as applicable)	9.52	2005-06 to 2010-11	Appellate Authority up to Commissioner's level
Service tax (Finance Act, 1994)	Service tax (including interest and penalty, as applicable)	25.05	2009-10 to 2015-16	Customs, Excise and Service Tax Appellate Tribunals of various states
The Central Excise Act, 1944	Excise duty (including interest and penalty, as applicable)	1.51	2007-08 to 2016-17	Appellate Authorities up to Commissioner level
The Central Excise Act, 1944	Excise duty (including interest and penalty, as applicable)	9.18	2002-03 to 2015-16	Customs, Excise and Service Tax Appellate Tribunals of various states
Customs Act, 1962	Custom duty (including interest and penalty, as applicable)	4.52	2010-11	Customs, Excise and Service Tax Appellate Tribunals, Mumbai

\* net of pre-deposits of ₹ 13.80 crores

(viii) According to the information and explanations given to us and on the basis of our examination of the records of the Company, the Company has not surrendered or disclosed any transactions, previously unrecorded as income in the books of account, in the tax assessments under the Income Tax Act, 1961 as income during the year.

(ix) (a) According to the information and explanations given to us and on the basis of our examination of the records of the Company, the Company did not have any loans or borrowings from any lender during the year. Accordingly, provisions of clause 3(ix)(a) of the Order are not applicable to the Company.

(b) According to the information and explanations given to us and on the basis of our examination of the records of the Company, the Company has not been declared a wilful defaulter by any bank or financial institution or government or government authority.

(c) In our opinion and according to the information and explanations given to us by the management, the Company has not availed any term loan during the year. Accordingly, provisions of clause 3(ix)(c) of the Order are not applicable to the Company.

(d) According to the information and explanations given to us and on an overall examination of the balance sheet of the company, we report that no

funds raised on short-term basis have been used for long-term purposes by the company.

(e) According to the information and explanations given to us and on an overall examination of the standalone financial statements of the Company, we report that the Company has not taken any funds from any entity or person on account of or to meet the obligations of its subsidiaries or associates as defined under the Act.

(f) According to the information and explanations given to us and procedures performed by us, we report that the Company has not raised loans during the year on the pledge of securities held in its subsidiaries or associate companies (as defined under the Act).

(x) (a) The Company has not raised any moneys by way of initial public offer or further public offer (including debt instruments). Accordingly, provisions of clause 3(x)(a) of the Order are not applicable to the Company.

(b) According to the information and explanations given to us and on the basis of our examination of the records of the Company, the Company has not made any preferential allotment or private placement of shares or fully or partly convertible debentures during the year. Accordingly, provisions of clause 3(x)(b) of the Order are not applicable to the Company.

- (xi) (a) Based on examination of the books and records of the Company and according to the information and explanations given to us, no fraud by the Company or on the Company has been noticed or reported during the year.
- (b) According to the information and explanations given to us, no report under sub-section (12) of Section 143 of the Companies Act, 2013 has been filed by the auditors in Form ADT-4 as prescribed under rule 13 of Companies (Audit and Auditors) Rules, 2014 with the Central Government.
- (c) We have taken into consideration the whistle blower complaints received by the Company during the year while determining the nature, timing and extent of our audit procedures.
- (xii) According to the information and explanations given to us, the Company is not a Nidhi Company. Accordingly, provisions of clause 3(xii) of the Order are not applicable to the Company.
- (xiii) In our opinion and according to the information and explanations given to us, the transactions with related parties are in compliance with Section 177 and 188 of the Companies Act, 2013, where applicable, and the details of the related party transactions have been disclosed in the standalone financial statements as required by the applicable accounting standards.
- (xiv) (a) Based on information and explanations provided to us and our audit procedures, in our opinion, the Company has an internal audit system commensurate with the size and nature of its business.
- (b) We have considered the internal audit reports of the Company issued till date for the period under audit.
- (xv) In our opinion and according to the information and explanations given to us, the Company has not entered into any non-cash transactions with its directors or persons connected to its directors and hence, provisions of Section 192 of the Companies Act, 2013 are not applicable to the Company.
- (xvi) (a), (b) The Company is not required to be registered under Section 45-IA of the Reserve Bank of India Act, 1934. Accordingly, provisions of clause 3(xvi)(a) and 3(xvi)(b) of the Order are not applicable to the Company.
- (c) The Company is not a Core Investment Company (CIC) as defined in the regulations made by the Reserve Bank of India. Accordingly, provisions of clause 3(xvi)(c) of the Order is not applicable to the Company.
- (d) According to the information and explanations provided to us during the course of audit, the Group does not have any CIC.
- (xvii) The Company has not incurred cash losses in the current and in the immediately preceding financial year.
- (xviii) There has been no resignation of the statutory auditors during the year. Accordingly, provisions of clause 3(xviii) of the Order are not applicable to the Company.
- (xix) According to the information and explanations given to us and on the basis of the financial ratios, ageing and expected dates of realisation of financial assets and payment of financial liabilities, other information accompanying the financial statements, our knowledge of the Board of Directors and management plans and based on our examination of the evidence supporting the assumptions, nothing has come to our attention, which causes us to believe that any material uncertainty exists as on the date of the audit report that company is not capable of meeting its liabilities existing at the date of balance sheet as and when they fall due within a period of one year from the balance sheet date. We, however, state that this is not an assurance as to the future viability of the company. We further state that our reporting is based on the facts up to the date of the audit report and we neither give any guarantee nor any assurance that all liabilities falling due within a period of one year from the balance sheet date, will get discharged by the company as and when they fall due.
- (xx) (a) In our opinion and according to the information and explanations given to us, there is no unspent amount under sub-section (5) of Section 135 of the Act pursuant to any project other than ongoing projects. Accordingly, clause 3(xx)(a) of the Order is not applicable.
- (b) In respect of ongoing projects, the Company has transferred the unspent Corporate Social Responsibility amount, to a Special Account within a stipulated period in compliance with the provision of section 135(6) of the Act.

For **B S R & Co. LLP**

Chartered Accountants

Firm's Registration Number: 101248W/W-100022

Sd/-

**Jayanta Mukhopadhyay**

Partner

Place: Mumbai

Membership Number: 055757

Date: May 05, 2022

UDIN: 22055757AIKSEO5422

## **Annexure B to the Independent Auditor's Report on the standalone financial statements of Exide Industries Limited for the year ended 31 March 2022**

### **Report on the internal financial controls with reference to the aforesaid standalone financial statements under Clause (i) of Sub-section 3 of Section 143 of the Companies Act, 2013**

[Referred to in clause (f) of paragraph 2 under 'Report on Other Legal and Regulatory Requirements' section of our report of even date]

#### **Opinion**

We have audited the internal financial controls with reference to financial statements of Exide Industries Limited ("the Company") as of 31 March 2022 in conjunction with our audit of the standalone financial statements of the Company for the year ended on that date.

In our opinion, the Company has, in all material respects, adequate internal financial controls with reference to financial statements and such internal financial controls were operating effectively as at 31 March 2022, based on the internal financial controls with reference to financial statements criteria established by the Company considering the essential components of internal control stated in the Guidance Note on Audit of Internal Financial Controls Over Financial Reporting issued by the Institute of Chartered Accountants of India (the "Guidance Note").

#### **Management's Responsibility for Internal Financial Controls**

The Company's management and the Board of Directors are responsible for establishing and maintaining internal financial controls based on the internal financial controls with reference to financial statements criteria established by the Company considering the essential components of internal control stated in the Guidance Note. These responsibilities include the design, implementation and maintenance of adequate internal financial controls that were operating effectively for ensuring the orderly and efficient conduct of its business, including adherence to company's policies, the safeguarding of its assets, the prevention and detection of frauds and errors, the accuracy and completeness of the accounting records, and the timely preparation of reliable financial information, as required under the Companies Act, 2013 ("the Act").

#### **Auditors' Responsibility**

Our responsibility is to express an opinion on the Company's internal financial controls with reference to financial

statements based on our audit. We conducted our audit in accordance with the Guidance Note and the Standards on Auditing, prescribed under section 143(10) of the Act, to the extent applicable to an audit of internal financial controls with reference to financial statements. Those Standards and the Guidance Note require that we comply with ethical requirements and plan and perform the audit to obtain reasonable assurance about whether adequate internal financial controls with reference to financial statements were established and maintained and whether such controls operated effectively in all material respects.

Our audit involves performing procedures to obtain audit evidence about the adequacy of the internal financial controls with reference to financial statements and their operating effectiveness. Our audit of internal financial controls with reference to financial statements included obtaining an understanding of such internal financial controls, assessing the risk that a material weakness exists, and testing and evaluating the design and operating effectiveness of internal control based on the assessed risk. The procedures selected depend on the auditor's judgement, including the assessment of the risks of material misstatement of the standalone financial statements, whether due to fraud or error.

We believe that the audit evidence we have obtained is sufficient and appropriate to provide a basis for our audit opinion on the Company's internal financial controls with reference to financial statements.

#### **Meaning of Internal Financial controls with Reference to Financial Statements**

A company's internal financial controls with reference to financial statements is a process designed to provide reasonable assurance regarding the reliability of financial reporting and the preparation of financial statements for external purposes in accordance with generally accepted accounting principles. A company's internal financial controls with reference to financial statements include those policies and procedures that (1) pertain to the maintenance of records that, in reasonable detail, accurately and fairly reflect the

transactions and dispositions of the assets of the company; (2) provide reasonable assurance that transactions are recorded as necessary to permit preparation of financial statements in accordance with generally accepted accounting principles, and that receipts and expenditures of the company are being made only in accordance with authorisations of management and directors of the company; and (3) provide reasonable assurance regarding prevention or timely detection of unauthorised acquisition, use, or disposition of the company's assets that could have a material effect on the financial statements.

### **Inherent Limitations of Internal Financial controls with Reference to Financial Statements**

Because of the inherent limitations of internal financial controls with reference to financial statements, including the possibility of collusion or improper management override

of controls, material misstatements due to error or fraud may occur and not be detected. Also, projections of any evaluation of the internal financial controls with reference to financial statements to future periods are subject to the risk that the internal financial controls with reference to financial statements may become inadequate because of changes in conditions, or that the degree of compliance with the policies or procedures may deteriorate.

For **B S R & Co. LLP**  
Chartered Accountants  
Firm's Registration Number: 101248W/W-100022

Sd/-  
**Jayanta Mukhopadhyay**  
Partner

Place: Mumbai  
Date: May 05, 2022

Membership Number: 055757  
UDIN: 22055757AIKSEO5422

# Standalone Balance Sheet

as at 31 March 2022

(₹ in Crores)

Particulars	Note	March 31, 2022	March 31, 2021
<b>I) ASSETS</b>			
<b>1) NON CURRENT ASSETS</b>			
a) Property, plant and equipment	2a	2,732.95	2,601.79
b) Capital work-in-progress	2a	312.37	200.75
c) Investment property	2b	33.06	33.77
d) Intangible assets	3	35.63	36.06
e) Financial assets			
(i) Investments	4	5,340.64	2,176.09
(ii) Trade receivables	5	0.05	0.08
(iii) Loans	6	–	0.01
(iv) Other financial assets	7	22.26	23.63
f) Current tax assets (net)		32.16	51.05
g) Deferred tax assets (net)	22	58.37	–
h) Other non-current assets	8	53.11	110.65
		<b>8,620.60</b>	<b>5,233.88</b>
<b>2) CURRENT ASSETS</b>			
a) Inventories	9	2,458.48	2,346.19
b) Financial assets			
(i) Investments	10	702.79	882.54
(ii) Trade receivables	11	1,192.42	887.37
(iii) Cash and cash equivalents	12	153.41	82.54
(iv) Bank balances other than (iii) above	13	7.81	8.81
(v) Loans	14	0.01	0.02
(vi) Other financial assets	15	64.59	53.13
c) Other current assets	16	143.04	134.29
		<b>4,722.55</b>	<b>4,394.89</b>
		<b>13,343.15</b>	<b>9,628.77</b>
<b>TOTAL ASSETS</b>			
<b>II) EQUITY AND LIABILITIES</b>			
<b>1) EQUITY</b>			
a) Equity share capital	17	85.00	85.00
b) Other equity	18	10,520.58	6,808.51
		<b>10,605.58</b>	<b>6,893.51</b>
<b>2) LIABILITIES</b>			
<b>i) NON-CURRENT LIABILITIES</b>			
a) Financial liabilities			
(i) Lease liabilities		273.23	279.29
(ii) Trade payables	19	–	–
Total outstanding dues of micro enterprises and small enterprises		7.87	6.64
Total outstanding dues of creditors other than micro enterprises and small enterprises		2.92	3.75
(iii) Other financial liabilities	20	2.92	3.75
b) Provisions	21	55.32	53.68
c) Deferred tax liabilities (net)	22	–	77.05
		<b>339.34</b>	<b>420.41</b>
<b>ii) CURRENT LIABILITIES</b>			
a) Financial liabilities			
(i) Lease liabilities		6.46	6.23
(ii) Trade payables	23	–	–
Total outstanding dues of micro enterprises and small enterprises		149.50	132.65
Total outstanding dues of creditors other than micro enterprises and small enterprises		1,460.17	1,508.96
(iii) Other financial liabilities	24	268.88	221.35
b) Other current liabilities	25	249.45	174.93
c) Provisions	26	263.77	270.73
		<b>2,398.23</b>	<b>2,314.85</b>
		<b>13,343.15</b>	<b>9,628.77</b>
<b>TOTAL EQUITY AND LIABILITIES</b>			
Significant accounting policies	1		

The accompanying notes are an integral part of the standalone financial statements.

As per our report of even date.

For B S R &amp; Co. LLP

Chartered Accountants

Firm Registration Number: 101248W/W-100022

Sd/-

Jayanta Mukhopadhyay

Partner

Membership No. 055757

Mumbai, May 05, 2022

For and on behalf of Board of Directors of Exide Industries Limited

CIN No.: L31402WB1947PLC014919

Sd/-

Jitendra Kumar

Company Secretary &amp; President

Legal &amp; Corporate Affairs

ACS No.: 11159

Mumbai, May 05, 2022

Sd/-

A.K.Mukherjee

Director- Finance &amp; CFO

DIN: 00131626

Sd/-

Subir Chakraborty

Managing Director &amp; CEO

DIN: 00130864



# Standalone Statement of Profit and Loss

for the year ended 31 March 2022

(₹ in Crores)

Particulars	Note	2021-22	2020-21
<b>I) INCOME:</b>			
Revenue from operations	27	12,381.69	10,040.84
Other Income	28	80.34	65.44
<b>Total Income (I)</b>		<b>12,462.03</b>	<b>10,106.28</b>
<b>II) EXPENSES:</b>			
Cost of materials consumed	29	8,764.15	6,527.61
Purchase of stock-in-trade		8.91	7.46
Changes in inventories of finished goods, work-in-progress and stock-in-trade	30	(197.81)	44.44
Employee benefits expenses	31	789.28	721.52
Other expenses	34	1,621.57	1,384.23
<b>Total Expenses (II)</b>		<b>10,986.10</b>	<b>8,685.26</b>
<b>III) Earnings before interest, tax, depreciation and amortisation expenses (I-II)</b>		<b>1,475.93</b>	<b>1,421.02</b>
Finance costs	32	38.43	23.77
Depreciation and amortisation expenses	33	412.61	379.35
<b>IV) Interest, depreciation and amortisation expenses</b>		<b>451.04</b>	<b>403.12</b>
<b>V) Profit before exceptional items and tax (III-IV)</b>		<b>1,024.89</b>	<b>1,017.90</b>
VI) Exceptional items	49	4,693.75	-
<b>VII) Profit before tax (V+VI)</b>		<b>5,718.64</b>	<b>1,017.90</b>
<b>VIII) Tax expenses:</b>	22		
1. Current tax [net of reversal of provision for earlier years ₹ 11.57 crs (PY: net of provision for earlier years: ₹ 8.13 crs)]		1,072.61	285.78
2. Deferred tax		(37.50)	(26.16)
		<b>1,035.11</b>	<b>259.62</b>
<b>IX) Profit for the year (VII-VIII)</b>		<b>4,683.53</b>	<b>758.28</b>
X) Other Comprehensive Income (OCI)			
Other comprehensive Income not to be reclassified subsequently to profit or loss:			
a) Re-measurement gains/(losses) on defined benefit plans		2.01	(0.10)
Income tax effect		(0.51)	0.02
b) Net (loss)/ gain on investment in equity shares / units accounted at Fair Value		(900.88)	10.55
Income tax effect		97.92	(1.35)
<b>Other Comprehensive Income/(loss) for the year</b>		<b>(801.46)</b>	<b>9.12</b>
<b>XI) Total Comprehensive Income for the year (IX+X)</b>		<b>3,882.07</b>	<b>767.40</b>
Earnings per share - Basic and Diluted (Nominal value ₹ 1 per share (PY ₹ 1 per share))	35	55.10	8.92
Significant accounting policies	1		

The accompanying notes are an integral part of the standalone financial statements.

As per our report of even date.

**For B S R & Co. LLP**

Chartered Accountants

Firm Registration Number: 101248W/W-100022

Sd/-

**Jayanta Mukhopadhyay**

Partner

Membership No. 055757

Mumbai, May 05, 2022

For and on behalf of Board of Directors of **Exide Industries Limited**

CIN No.: L31402WB1947PLC014919

Sd/-

**Jitendra Kumar**

Company Secretary & President

Legal & Corporate Affairs

ACS No.: 11159

Mumbai, May 05, 2022

Sd/-

**A.K. Mukherjee**

Director- Finance & CFO

DIN: 00131626

Sd/-

**Subir Chakraborty**

Managing Director & CEO

DIN: 00130864

# Standalone Statement of Cash Flows

for the year ended 31 March 2022

(₹ in Crores)

Particulars	2021-22		2020-21	
<b>(A) CASH FLOW FROM OPERATING ACTIVITIES:</b>				
Net profit before tax		5,718.64		1,017.90
Adjustment for:				
Depreciation and amortisation	412.61		379.35	
Profit on property, plant and equipment sold / discarded (net)	(0.12)		0.15	
Exceptional items	(4,693.75)		–	
Dividend income	(12.14)		(32.71)	
Rent income	(2.83)		(2.83)	
Interest income	(7.47)		(0.98)	
Gain on fair valuation of investments designated as FVTPL	(7.52)		(2.54)	
Gain on disposal of investments designated as FVTPL	(22.82)		–	
Finance costs	38.43		23.77	
Provision for expected credit loss / (write-back)	(10.82)		(1.06)	
		(4,306.43)		363.15
<b>Operating profit before working capital changes</b>		<b>1,412.21</b>		<b>1,381.05</b>
(Increase) in trade receivables	(294.20)		(70.98)	
(Increase) in inventories	(112.29)		(153.91)	
(Increase) in other financial assets, loans and other assets	(19.36)		(18.67)	
Increase in financial liabilities, other liabilities and provisions	73.33		547.98	304.42
Cash generated from operations		1,059.69		1,685.47
Direct Taxes Paid (net of refunds and interest thereon)		(1,047.51)		(272.08)
<b>Net Cash generated from operating activities</b>		<b>12.18</b>		<b>1,413.39</b>
<b>(B) CASH FLOW FROM INVESTING ACTIVITIES:</b>				
Purchase and construction of property, plant and equipment (including intangible assets)	(582.40)		(339.39)	
Proceeds from sale of property, plant and equipment	1.20		1.02	
Acquisition of investment property	–		(0.25)	
Investment in subsidiary	(98.01)		(106.35)	
Proceeds from sale of investment in subsidiary	720.82		–	
Investment in associates	(7.39)		–	
Redemption of investment in associates	5.25		–	
Acquisition of investment in shares/units	(11.55)		(10.67)	
Redemption of investment in shares/units	19.22		3.54	
Purchase of investment of mutual fund units	(1,945.00)		(2,345.00)	
Sale of investment of mutual fund units	2,155.08		1,480.00	
Interest received	0.76		0.98	
Rent received	2.83		2.83	
Dividend received	12.14		36.42	
<b>Net Cash generated from/(used) in investing activities</b>		<b>272.95</b>		<b>(1,276.87)</b>

(₹ in Crores)

Particulars	2021-22		2020-21	
<b>(C) CASH FLOW FROM FINANCING ACTIVITIES :</b>				
Dividends paid	(170.00)		(170.00)	
Payment of lease liabilities	(30.32)		(24.40)	
Interest paid	(13.94)		(4.45)	
<b>Net Cash used in financing activities</b>		<b>(214.26)</b>		<b>(198.85)</b>
Net increase/(decrease) in cash and cash equivalents		70.87		(62.33)
Cash and cash equivalents - Opening Balance #		82.54		144.87
<b>Cash and cash equivalents - Closing Balance #</b>		<b>153.41</b>		<b>82.54</b>

# as disclosed in note no. 12

The aforesaid Statement of Cash Flows has been prepared under the indirect method as set out in IND AS 7- Statement of Cash Flows.

Refer note no. 45 for reconciliation of liabilities from financing activities.

Significant accounting policies: note 1

The accompanying notes are an integral part of the standalone financial statements.

As per our report of even date.

**For B S R & Co. LLP**

Chartered Accountants

Firm Registration Number: 101248W/W-100022

Sd/-

**Jayanta Mukhopadhyay**

Partner

Membership No. 055757

Mumbai, May 05, 2022

For and on behalf of Board of Directors of **Exide Industries Limited**

CIN No.: L31402WB1947PLC014919

Sd/-

**Jitendra Kumar**

Company Secretary & President

Legal & Corporate Affairs

ACS No.: 11159

Mumbai, May 05, 2022

Sd/-

**A.K.Mukherjee**

Director- Finance & CFO

DIN: 00131626

Sd/-

**Subir Chakraborty**

Managing Director & CEO

DIN: 00130864

# Standalone Statement of Changes in Equity

for the year ended 31 March 2022

## A) Equity Share Capital

Particulars	(₹ in Crores)	
	Number	Amount
Equity Shares of ₹ 1 each issued, subscribed and fully paid On April 1, 2020	85,00,00,000	85.00
Changes in equity share capital during the year	–	–
Balance as at March 31, 2021	85,00,00,000	85.00
Changes in equity share capital during the year	–	–
<b>Balance as at March 31, 2022</b>	<b>85,00,00,000</b>	<b>85.00</b>

## B) Other Equity

Particulars	(₹ in Crores)			Total
	Reserves and Surplus		OCI	
	Securities Premium	Retained earnings	Investments in equity shares / units at fair value	
<b>Balance as at April 1, 2020</b>	<b>737.88</b>	<b>5,470.53</b>	<b>2.70</b>	<b>6,211.11</b>
Profit for the year 2020-21	–	758.28	–	758.28
Re-Measurement gains/(losses) on defined benefit plans, net of tax	–	(0.08)	–	(0.08)
Net (Loss)/ gain on investment in equity shares / units accounted at Fair Value, net of tax	–	–	9.20	9.20
	<b>737.88</b>	<b>6,228.73</b>	<b>11.90</b>	<b>6,978.51</b>
<b>Adjustments</b>				
Payment of Interim dividend for the year 20-21 (₹ 2.00 per share)	–	(170.00)	–	(170.00)
<b>Balance as at March 31, 2021</b>	<b>737.88</b>	<b>6,058.73</b>	<b>11.90</b>	<b>6,808.51</b>
Profit for the year 2021-22	–	4,683.53	–	4,683.53
Re-Measurement gains/(losses) on defined benefit plans, net of tax	–	1.50	–	1.50
Net (Loss)/ gain on investment in equity shares / units accounted at Fair Value, net of tax	–	–	(802.96)	(802.96)
	<b>737.88</b>	<b>10,743.76</b>	<b>(791.06)</b>	<b>10,690.58</b>
<b>Adjustments</b>				
Payment of Interim dividend for the year 21-22 (₹ 2.00 per share)	–	(170.00)	–	(170.00)
<b>Balance as at March 31, 2022</b>	<b>737.88</b>	<b>10,573.76</b>	<b>(791.06)</b>	<b>10,520.58</b>

## Description of the components of the other equity

### Securities Premium

Premium received on equity shares issued are recognised in the securities premium.

### Retained earnings

Retained earnings are profits that the Company has earned till date, less dividends or other distributions paid to the shareholders. It also includes remeasurement gain/loss of defined benefit plans.

### Other Comprehensive Income (OCI)

Changes in fair value of equity instruments designated as FVOCI are recorded in other comprehensive income.

Significant accounting policies: note 1

The accompanying notes are an integral part of the standalone financial statements.

As per our report of even date.

#### For B S R & Co. LLP

Chartered Accountants

Firm Registration Number: 101248W/W-100022

Sd/-

**Jayanta Mukhopadhyay**

Partner

Membership No. 055757

Mumbai, May 05, 2022

For and on behalf of Board of Directors of **Exide Industries Limited**

CIN No.: L31402WB1947PLC014919

Sd/-

**Jitendra Kumar**

Company Secretary & President

Legal & Corporate Affairs

ACS No.: 11159

Mumbai, May 05, 2022

Sd/-

**A.K.Mukherjee**

Director- Finance & CFO

DIN: 00131626

Sd/-

**Subir Chakraborty**

Managing Director & CEO

DIN: 00130864

# Notes to the Standalone Financial Statements

for the year ended 31 March 2022

## Corporate Information

Exide Industries Limited (the company) is a public company domiciled in India and is incorporated under the provisions of the Companies Act, 2013. Its shares are listed on three recognised stock exchanges in India. The registered office of the company is located at Exide House, 59E Chowringhee Road, Kolkata, 700020. The Company is primarily engaged in the manufacturing of Storage Batteries and allied products in India.

## Basis of preparation

These financial statements have been prepared in accordance with Indian Accounting Standards (Ind AS) as per the Companies (Indian Accounting Standards) Rules, 2015 notified under Section 133 of Companies Act, 2013, (the 'Act') and other relevant provisions of the Act.

The financial statements were authorised for issue by the Company's Board of Directors on 05 May 2022.

These financial statements are presented in Indian Rupees (INR), which is also the Company's functional currency. All amounts have been rounded-off to the nearest crore, unless otherwise indicated.

The financial statements have been prepared on the historical cost basis except for:

- Certain financial assets and liabilities, which are measured at fair value
- Net defined benefit (asset)/ liability, which are measured at Fair Value of plan assets less present value of defined benefit obligations

## 1. Significant accounting policies

### a. Property, plant and equipment

Property, plant and equipment is stated at cost, net of accumulated depreciation and accumulated impairment losses, if any.

Cost of an item of property, plant and equipment comprises its purchase price, including import duties and non-refundable purchase taxes, after deducting trade discounts and rebates, any directly attributable cost of bringing the item to its working condition for its intended use and estimated costs of dismantling and removing the item and restoring the site on which it is located.

The cost of a self-constructed item of property, plant and equipment comprises the cost of materials and direct labour, any other costs directly attributable to bringing the item to working condition for its intended use, and estimated costs of dismantling and removing the item and restoring the site on which it is located.

If significant parts of an item of property, plant and equipment have different useful lives, then they are accounted for as separate items (major components) of property, plant and equipment.

Subsequent expenditure is capitalised only if it is probable that the future economic benefits associated with the expenditure will flow to the Company and the cost can be measured reliably. The carrying amount of any component accounted for as a separate asset is derecognised when replaced.

Any gain or loss on disposal of an item of property, plant and equipment is recognised in statement of profit and loss.

When the use of a property changes from owner-occupied to investment property, the property is reclassified as investment property at its carrying amount on the date of transition.

Refer Note 2a to the Standalone Financial Statements.

### b. Depreciation

Depreciation is calculated on cost of items of property, plant and equipment less their estimated residual values over their estimated useful lives using the straight-line method, and is generally recognised in the statement of profit and loss.

The estimated useful lives of items of property, plant and equipment are as follows:

# Notes to the Standalone Financial Statements

for the year ended 31 March 2022

Particular	Useful economic life
Buildings	28.5 / 58.5 years
Plant and machinery (including electrical installation)	10/15 years
Moulds	8.5 years
Furniture and fittings	10 years
Office equipment	5 years
Vehicles	6 years
Computers	3 to 6 years

Based on technical assessment done by experts and management's estimate,

- (i) the useful life of factory buildings, other buildings, moulds and vehicles are different than those indicated in Schedule II to the Companies Act, 2013,
- (ii) residual value of plant & machinery including electrical installation, moulds and computers has been considered to be 2% of the cost. For buildings, office equipment, furniture & fittings and vehicles, residual value has been estimated at 5% of the cost.

Depreciation method, useful lives and residual values are reviewed at each financial year-end and adjusted if appropriate. Based on technical evaluation, the management believes that its estimates of useful lives as given above best represent the period over which management expects to use these assets.

Depreciation on additions (disposals) is provided on a pro-rate basis i.e. from (upto) the date on which asset is ready for use (disposed of).

Refer Note 33 to the Standalone Financial Statements.

## c. Intangible assets and Amortisation

Acquired intangible assets are initially measured at cost and subsequently at cost less accumulated amortisation and accumulated impairment loss, if any.

Subsequent expenditure is capitalised only when it increases the future economic benefits embodied in the specific asset to which it relates. All other expenditures are recognised in profit or loss as incurred.

Goodwill is not amortised and is tested for impairment annually.

Amortisation is calculated to write off the cost of intangible assets less their estimated residual values over their estimated useful lives using the straight-line method and is included in depreciation and amortisation in the Statement of Profit and Loss.

The estimated useful lives are as follows:

Particular	Useful economic life
Computer Software / Trademark	5 years

Amortisation method, useful lives and residual values are reviewed at each financial year-end and adjusted if appropriate.

Research costs are expensed as incurred.

Refer Note 3 and 33 to the Standalone Financial Statements.

## d. Borrowing costs

Borrowing costs are interest and other costs (including exchange differences relating to foreign currency borrowings to the extent that they are regarded as an adjustment to interest costs) incurred in connection with the borrowing of funds. Borrowing costs directly attributable to the acquisition, construction or production of an asset that necessarily takes a substantial period of time to get ready for its intended use are capitalised as part of the cost of the asset. All other borrowing costs are expensed in the period in which they occur.

## e. Inventories

Inventories are valued at the lower of cost and net realisable value.

Costs incurred in bringing each product to its present location and condition are accounted for as follows:

- (i) Raw materials and Components, Stores, Spares parts, loose tools etc: These are valued at weighted average cost. Cost includes cost of purchase and other costs incurred in bringing the inventories to their present location and condition. Raw materials, components and other supplies held for use in the production of finished products are not written down below cost except in cases where material prices have declined and it is estimated that the cost of the finished products will exceed their net realisable value.

# Notes to the Standalone Financial Statements

for the year ended 31 March 2022

- (ii) Finished goods and work in progress: These are valued at lower of cost and net realisable value. Cost includes an appropriate share of production overheads based on the normal operating capacity. Cost is determined on weighted average basis.
- (iii) Stock-in-trade: These are valued at lower of cost and net realisable value. Cost includes cost of purchase and other costs incurred in bringing the inventories to their present location and condition. Cost is determined on weighted average basis.

Net realisable value is the estimated selling price in the ordinary course of business, less estimated costs to completion and the estimated costs necessary to sell them.

Refer Note 9 to the Standalone Financial Statements.

## f. Investment property

Investment property is property held either to earn rental income or for capital appreciation or for both, but not for sale in the ordinary course of business, use in the production or supply of goods or services or for administrative purposes. Upon initial recognition, an investment property is measured at cost. Subsequent to initial recognition, investment property is measured at cost less accumulated depreciation and accumulated impairment losses, if any.

The Company depreciates investment properties over a period of 28.5 years on a straight-line basis, which is different from the indicative useful life of relevant type of buildings mentioned in Part C of Schedule II to the Act.

Any gain or loss on disposal of an investment property is recognised in the Statement of Profit and Loss.

Refer Note 2b to the Financial Statements.

## g. Provisions

A provision is recognised if, as a result of a past event, the Company has a present legal or constructive obligation that can be estimated reliably, and it is probable that an outflow of economic benefits will be required to settle the obligation. If the effect of the time value of money is material, provisions are determined by discounting the expected future cash flows (representing the best estimate of the expenditure required to settle the present obligation at the balance sheet date) at a pre-tax

rate that reflects current market assessments of the time value of money and the risks specific to the liability. The unwinding of the discount is recognised as finance cost. Expected future operating losses are not provided for.

Refer Notes 21 and 26 to the Standalone Financial Statements.

## h. Employee benefits

### (i) Short term employee benefits

Short-term employee benefit obligations are measured on an undiscounted basis and are expensed as the related service is provided. A liability is recognised for the amount expected to be paid e.g., under short-term cash bonus, if the Company has a present legal or constructive obligation to pay this amount as a result of past service provided by the employee, and the amount of obligation can be estimated reliably.

### (ii) Post-retirement benefits

Post-retirement benefits to employees can either be through defined contribution plans or defined benefit plans.

A defined contribution plan is a post-employment benefit plan under which an entity pays fixed contributions into a separate entity and will have no legal or constructive obligation to pay further amounts. The Company makes specified monthly contributions towards Government administered provident fund and pension schemes.

The Company recognizes contribution payable to the provident fund scheme as an expense, when an employee renders the related service.

A defined benefit plan is a post-employment benefit plan other than a defined contribution plan.

The Company operates the following defined benefit plans:

- (a) Defined benefit gratuity plan, which requires contributions to be made to a separately administered fund and
- (b) Post-retirement medical benefit plan which is unfunded.



# Notes to the Standalone Financial Statements

for the year ended 31 March 2022

The calculation of defined benefit obligation is performed annually by a qualified actuary using the projected unit credit method.

Re-measurements of the net defined benefit liability, which comprise actuarial gains and losses, the return on plan assets (excluding interest) and the effect of the asset ceiling (if any, excluding interest), are recognised in OCI. The Company determines the net interest expense (income) on the net defined benefit liability (asset) for the period by applying the discount rate used to measure the defined benefit obligation at the beginning of the annual period to the then-net defined benefit liability (asset), taking into account any changes in the net defined benefit liability (asset) during the period as a result of contributions and benefit payments. Net interest expense and other expenses related to defined benefit plans are recognised in the statement of profit and loss.

When the benefits of a plan are changed or when a plan is curtailed, the resulting change in benefit that relates to past service ('past service cost' or 'past service gain') or the gain or loss on curtailment is recognised immediately in profit or loss. The Company recognises gains and losses on the settlement of a defined benefit plan when the settlement occurs.

Pension liability is split into a defined benefit portion and a defined contribution portion. The part of the liability towards pension plan upto 31st March 2003 for employees as on that date is in the nature of defined benefit plan. From 1st April 2003, the pension remains as a defined contribution liability. The Defined benefit portion is provided for on the basis of an actuarial valuation done at the end of each financial year. The contributions towards defined contribution are charged to Statement of Profit and Loss of the year when the employee renders the service.

The current and non-current bifurcation is done as per Actuarial report.

### (iii) Other long-term employee benefits

The Company's net obligation in respect of long-term employee benefits other than post-

employment benefits is the amount of future benefit that employees have earned in return for their service in the current and prior periods; that benefit is discounted to determine its present value, and the fair value of any related assets is deducted. The obligation is measured on the basis of an annual Independent actuarial valuation using the projected unit credit method. Re-measurements gains or losses are recognised in profit or loss in the period in which they arise.

Refer Notes 21, 26, 31 and 37 to the Standalone Financial Statements.

### i. Foreign Currency

Transactions in foreign currencies are translated into the functional currency of the Company at the exchange rates at the dates of the transactions or an average rate if the average rate approximates the actual rate at the date of the transaction.

Monetary assets and liabilities denominated in foreign currencies are translated into the functional currency at the exchange rate at the reporting date. Non-monetary assets and liabilities that are measured based on historical cost in a foreign currency are translated at the exchange rate at the date of the transaction. Exchange differences are recognised in the Statement of Profit and Loss.

Refer Notes 28 to the Standalone Financial Statements.

### j. Revenue Recognition

The Company earns revenue primarily from sale of batteries and HUPS.

#### Sale of products and rendering of services

At contract inception, Company assess the goods or services promised in a contract with a customer and identify as a performance obligation each promise to transfer to the customer. Revenue is recognised upon transfer of control of promised products or services to customers in an amount of the transaction price that is allocated to that performance obligation and that reflects the consideration which the Company expects to receive in exchange for those products or services.

The Company considers the terms of the contract and its customary business practices to determine the

# Notes to the Standalone Financial Statements

for the year ended 31 March 2022

transaction price. The transaction price is the amount of consideration to which an entity expects to be entitled in exchange for transferring promised goods or services to a customer net of returns, excluding amounts collected on behalf of third parties (for example, taxes) and excluding discounts and incentives, as specified in the contract with customer.

With respect to sale of products and rendering of certain services revenue is recognised at a point in time when the performance obligation is satisfied and the customer obtains the control of goods or services. There is no significant financing component involved on contract with customers. Invoices are usually payable within the credit period as agreed with respective customers.

Revenue from certain services are generated over a period of time, during which services are rendered based on contractual milestones. Revenue recognition takes place when a milestone is completed.

The Company recognises revenue only when it is probable that it will collect the consideration to which it will be entitled in exchange for the goods or services that will be transferred to the customer.

## Customer Loyalty programme

The Company has a customer loyalty programme for selected customers. The Company grants credit points to those customers as part of a sales transaction which allows them to accumulate and redeem those credit points.

The Company allocates a portion of the consideration received to loyalty points. This allocation is based on the relative stand-alone selling prices. The amount allocated to the loyalty programme is deferred, and is recognised as revenue when loyalty points are redeemed or the likelihood of the customer redeeming the loyalty points becomes remote.

The deferred revenue is included in contract liability.

## Warranty

The Company provides only assurance types warranty in conjunction with sale of product and hence same is not considered as separate performance obligation.

Refer Note 24, 25, 26, 27, 34 and 36 to the Standalone Financial Statements.

## k. Income Taxes

Income tax comprises current and deferred tax. It is recognised in profit or loss except to the extent that it relates to a business combination or to an item recognised directly in equity or in other comprehensive income.

Current tax comprises the expected tax payable or receivable on the taxable income or loss for the year and any adjustment to the tax payable or receivable in respect of previous years. The amount of current tax reflects the best estimate of the tax amount expected to be paid or received after considering the uncertainty, if any, related to income taxes. It is measured using tax rates (and tax laws) enacted or substantively enacted by the reporting date.

Current tax assets and current-tax liabilities are offset only if there is a legally enforceable right to set off the recognised amounts, and it is intended to realise the asset and settle the liability on a net basis or simultaneously.

Deferred tax is recognised on temporary differences between the tax bases and accounting bases of assets and liabilities at the tax rates and laws that have been enacted or substantively enacted at the Balance Sheet date.

Deferred tax assets are recognised to the extent that it is probable that taxable profit will be available against which the deductible temporary differences can be utilised. The carrying amount of deferred tax assets is reviewed at each Balance Sheet date and reduced to the extent that it is no longer probable that sufficient taxable profit will be available to allow all or part of the deferred tax asset to be utilised. Unrecognised deferred tax assets are re-assessed at each reporting date and are recognised to the extent that it has become probable that future taxable profits will allow the deferred tax asset to be recovered.

Deferred tax assets and liabilities are offset if there is a legally enforceable right to offset current tax liabilities and assets, and they relate to income taxes levied by the same tax authority on the same. Taxable entity, or on different tax entities, but they intend to settle current tax liabilities and assets on a Net basis or their tax assets and liabilities will be realised simultaneously.

For items recognised in OCI or equity, deferred / current tax is also recognised in OCI or equity.

Refer Notes 22 to the Standalone Financial Statements.

# Notes to the Standalone Financial Statements

for the year ended 31 March 2022

## **l. Leases**

### **The Company as a lessee**

The Company assesses whether a contract contains a lease as per the requirements of Ind AS 116 “Leases” at inception of a contract. A contract is, or contains, a lease if the contract conveys the right to control the use of an identified asset for a period in exchange for consideration. To assess whether a contract conveys the right to control the use of an identified asset, the Company assesses whether: (i) the contract involves the use of an identified asset (ii) the Company has substantially all of the economic benefits from use of the asset through the period of the lease and (iii) the Company has the right to direct the use of the asset.

The Company recognizes a right-of-use asset (“ROU”) and a lease liability at the lease commencement date, except for leases with a term of twelve months or less (short-term leases) and low value leases. For these short-term and low value leases, the Company recognizes the lease payments as an operating expense on a straight-line basis over the term of the lease.

Certain lease arrangements include the options to extend or terminate the lease before the end of the lease term. ROU assets and lease liabilities includes these options when it is reasonably certain that they will be exercised.

The right-of-use asset is initially measured at cost, which comprises the initial amount of the lease liability adjusted for any lease payments made at or before the commencement date, plus any initial direct costs incurred and an estimate of costs to dismantle and remove the underlying asset or to restore the underlying asset or the site on which it is located, less any lease incentives received. The right-of-use asset is subsequently depreciated using the straight-line method from the commencement date to the end of the lease term, unless the lease transfers ownership of the underlying asset to the Company by the end of the lease term or the cost of the right-of-use asset reflects that the Company will exercise a purchase option. In that case the right-of-use asset will be depreciated over the useful life of the underlying asset, which is determined on the same basis as those of property and equipment. In addition, the right-of-use asset is periodically reduced by impairment losses, if any, and adjusted for certain remeasurements of the lease liability.

The lease liability is initially measured at the present value of the lease payments that are not paid at the commencement date, discounted using the incremental borrowing rate of the company. Lease liabilities are remeasured with a corresponding adjustment to the related right of use asset if the Company changes its assessment if whether it will exercise an extension or a termination option.

### **The Company as a lessor**

When the Company acts as a lessor, it determines at lease inception whether each lease is a finance lease or an operating lease. Whenever the terms of the lease transfer substantially all the risks and rewards of ownership to the lessee, the contract is classified as a finance lease. All other leases are classified as operating leases.

For operating leases, rental income is recognized on a straight basis over the term of the relevant lease.

Refer Note 2a, 2b, 28, 32, 33, 34 and 45 to the Standalone Financial Statements.

## **m. Earnings per share**

Earnings per share is calculated by dividing the net profit or loss before OCI for the year by the weighted average number of equity shares outstanding during the year. For the purpose of calculating diluted earnings per share, the net profit or loss before OCI for the period attributable to equity shareholders and the weighted average number of shares outstanding during the period are adjusted for the effects of all dilutive potential equity shares.

Refer Note 35 to the Standalone Financial Statements.

## **n. Contingent Liabilities**

A contingent liability is a possible obligation that arises from past events whose existence will be confirmed by the occurrence or non-occurrence of one or more uncertain future events beyond the control of the Company or a present obligation that is not recognized because it is not probable that an outflow of resources will be required to settle the obligation. The Company does not recognize a contingent liability but discloses its existence in the financial statements.

Refer Note 38 to the Standalone Financial Statements.

# Notes to the Standalone Financial Statements

for the year ended 31 March 2022

## o. Financial instruments

### Recognition and initial measurement

Trade receivables and debt securities issued are initially recognised when they are originated. All other financial assets and financial liabilities are initially recognised when the Company becomes a party to the contractual provisions of the instrument.

A financial asset or financial liability is initially measured at fair value plus, for an item not at fair value through profit and loss (FVTPL), transaction costs that are directly attributable to its acquisition or issue.

### Classification and subsequent measurement

On initial recognition, a financial asset is classified as measured at amortised cost; Fair value through other comprehensive income (FVOCI) – equity investment; or FVTPL. Financial assets are not reclassified subsequent to their initial recognition, except if and in the period the company changes its business model for managing financial assets.

A financial asset is measured at amortised cost if it meets both the conditions and is not designated as at FVTPL: (i) The asset is held within a business model whose objective is to hold assets to collect contractual cash flows; and (ii) the contractual terms of the financial asset give rise on specified dates to cash flows that are solely payments of principal and interest on the principal amount outstanding.

On initial recognition of an equity investment that is not held for trading, the Company may irrevocably elect to present subsequent changes in the investment's fair value in OCI (designated as FVOCI – equity investment). This election is made on an investment by investment basis.

All financial assets not classified as measured at amortised cost or FVOCI as described above are measured at FVTPL. This includes all derivative financial assets. On initial recognition, the Company may irrevocably designate a financial asset that otherwise meets the requirements to be measured at amortised cost or at FVOCI as at FVTPL if doing so eliminates or significantly reduces an accounting mismatch that would otherwise arise.

The subsequent measurement of gains and losses of various categories of financial instruments are as follows: (i) Financial assets at amortised cost: these assets are subsequently measured at amortised cost using the effective interest method. The amortised cost is reduced by impairment losses. Interest income, foreign exchange gains and losses and impairment are recognised in profit or loss. Any gain or loss on derecognition is recognised in profit or loss.

(ii) Equity investments at FVOCI: these assets are subsequently measured at fair value. Dividends are recognised as income in profit or loss unless the dividend clearly represents a recovery of part of the cost of the investment. Other net gains and losses are recognised in OCI and are not reclassified to profit or loss.

(iii) Financial assets at FVTPL: these assets are subsequently measured at fair value. Net gains and losses, including any interest or dividend income, are recognised in profit or loss.

Financial liabilities are classified as measured at amortised cost or FVTPL. A financial liability is classified as at FVTPL if it is classified as held- for- trading, or it is a derivative or it is designated as such on initial recognition. Financial liabilities at FVTPL are measured at fair value and net gains and Losses, including any interest expense, are recognised in profit or loss. Other financial liabilities are subsequently measured at amortised cost using the effective interest method. Interest expense and foreign exchange gains and losses are recognised in profit or loss. Any gain or loss on derecognition is also recognised in profit or loss.

### Derecognition

Financial assets: The Company derecognises a financial asset when the contractual rights to the cash flows from the financial asset expire, or it transfers the rights to receive the contractual cash flows in a transaction in which substantially all of the risks and rewards of ownership of the financial asset are transferred or in which the Company neither transfers nor retains substantially all of the risks and rewards of ownership and does not retain control of the financial asset. If the Company enters into transactions whereby it transfers

# Notes to the Standalone Financial Statements

for the year ended 31 March 2022

assets recognised on its balance sheet, but retains either all or substantially all of the risks and rewards of the transferred assets, the transferred assets are not derecognised.

**Financial liabilities:** The Company derecognises a financial liability when its contractual obligations are discharged or cancelled, or expire. The Company also derecognises a financial liability when its terms are modified and the cash flows under the modified terms are substantially different. In this case, a new financial liability based on the modified terms is recognised at fair value. The difference between the carrying amount of the financial liability extinguished and the new financial liability with modified terms is recognised in profit or loss.

## Offsetting

Financial assets and financial liabilities are offset and the net amount presented in the balance sheet when, and only when, the Company currently has a legally enforceable right to set off the amounts and it intends either to settle them on a net basis or to realise the asset and settle the liability simultaneously.

## Impairment

The Company recognizes loss allowances using the expected credit loss (ECL) model for the financial assets which are not fair valued through profit or loss. Loss allowance for trade receivables with no significant financing component is measured at an amount equal to lifetime ECL. For all other financial assets, expected credit losses are measured at an amount equal to the 12-month ECL, unless there has been a significant increase in credit risk from initial recognition in which case those are measured at lifetime ECL. The amount of expected credit losses (or reversal) that is required to adjust the loss allowance at the reporting date to the amount that is required to be recognised is recognised as an impairment gain or loss in profit or loss.

Refer Note 42 to the Standalone Financial Statements.

## p. Impairment of non-financial assets

The Company's non-financial assets, other than inventories and deferred tax assets, are reviewed at

each reporting date to determine whether there is any indication of impairment. If any such indication exists, then the asset's recoverable amount is estimated.

For impairment testing, assets that do not generate independent cash inflows are combined together into cash-generating units (CGUs). Each CGU represents the smallest Company of assets that generates cash inflows that are largely independent of the cash inflows of other assets or CGUs.

The recoverable amount of a CGU (or an individual asset) is the higher of its value in use and its fair value less costs to sell. Value in use is based on the estimated future cash flows, discounted to their present value using a pre-tax discount rate that reflects current market assessments of the time value of money and the risks specific to the CGU (or the asset).

An impairment loss is recognised if the carrying amount of an asset or CGU exceeds its estimated recoverable amount. Impairment losses are recognised in the statement of profit and loss. Impairment loss recognised in respect of a CGU is allocated first to reduce the carrying amount of any goodwill allocated to the CGU, and then to reduce the carrying amounts of the other assets of the CGU (or Company of CGUs) on a pro rata basis.

In respect of other assets for which impairment loss has been recognised in prior periods, the Company reviews at each reporting date whether there is any indication that the loss has decreased or no longer exists. An impairment loss is reversed if there has been a change in the estimates used to determine the recoverable amount. Such a reversal is made only to the extent that the asset's carrying amount does not exceed the carrying amount that would have been determined, net of depreciation or amortisation, if no impairment loss had been recognised.

## q. Investments in Subsidiaries and Associates

Investments in subsidiaries and associates are carried at cost less accumulated impairment losses, if any. Where an indication of impairment exists, the carrying amount of the investment is assessed and written down immediately to its recoverable amount. On disposal of

# Notes to the Standalone Financial Statements

for the year ended 31 March 2022

investments in subsidiaries and associates, the difference between net disposal proceeds and the carrying amounts are recognized in the Statement of Profit and Loss.

Refer Note 4 to the Standalone Financial Statements.

## r. Government grants

Government grants are recognised where there is reasonable assurance that the grant will be received and all attached conditions will be complied with. When the grant relates to revenue, it is recognised in the statement of profit and loss on a systematic basis over the periods to which they relate. When the grant relates to an asset, it is treated as deferred income and recognised in the statement of profit and loss on a systematic basis over the useful life of the asset.

Refer Note 27 to the Standalone Financial Statements.

## s. Recognition of dividend income, interest income or expense

Dividend income is recognised in profit or loss on the date on which the Company's right to receive payment is established.

Interest income or expense is recognised using the effective interest method.

The 'effective interest rate' is the rate that exactly discounts estimated future cash payments or receipts through the expected life of the financial instrument to:

- the gross carrying amount of the financial asset; or
- the amortised cost of the financial liability.

In calculating interest income and expense, the effective interest rate is applied to the gross carrying amount of the asset (when the asset is not credit-impaired) or to

the amortised cost of the liability. However, for financial assets that have become credit-impaired subsequent to initial recognition, interest income is calculated by applying the effective interest rate to the amortised cost of the financial asset. If the asset is no longer credit-impaired, then the calculation of interest income reverts to the gross basis.

Refer Note 28 and Note 32 to the Standalone Financial Statements.

## t. Current versus non-current classification

The Company presents assets and liabilities in the balance sheet based on current/non-current classification.

An asset is treated as current when it is:

- Expected to be realised or intended to be sold or consumed in normal operating cycle
- Held primarily for the purpose of trading
- Expected to be realised within twelve months after the reporting period, or
- Cash or cash equivalent unless restricted from being exchanged or used to settle a liability for at least twelve months after the reporting period
- All other assets are classified as non-current.

A liability is current when:

- It is expected to be settled in normal operating cycle
- It is held primarily for the purpose of trading
- It is due to be settled within twelve months after the reporting period, or
- There is no unconditional right to defer the

# Notes to the Standalone Financial Statements

for the year ended 31 March 2022

settlement of the liability for at least twelve months after the reporting period.

- The Company classifies all other liabilities as non-current.

Deferred tax assets and liabilities are classified as non-current assets and liabilities.

The operating cycle is the time between the acquisition of assets for processing and their realisation in cash and cash equivalents. The Company has identified twelve months as its operating cycle.

## u. Earnings before interest, tax, depreciation and amortisation (EBITDA)

The Company presents EBITDA in the Statement of Profit and Loss; this is not specifically required by Ind AS 1. The term EBITDA are not defined in Ind AS. Ins AS compliant schedule III allows companies to present Line items, sub-line items and sub-totals shall be presented as an addition or substitution on the face of the financial statement when such presentation is relevant to an understanding of the company's financial position or performance or to cater to industry/sector-specific disclosure requirements or when required for compliance with the amendments to the Companies Act or under the Indian Accounting Standard.

### Measurement of EBITDA

Accordingly, the Company has elected to present earnings before interest, tax, depreciation and amortisation (EBITDA) as a separate line item on the face of Statement of Profit and Loss. The Company measures EBITDA on the basis of profit / (loss) from continuing operations. In its measurement, the Company does not include depreciation and amortisation expense, finance cost and tax expenses.

## 1.1 Standards Issued but not yet Effective

On 23 March 2022, the Ministry of Corporate Affairs ("MCA") through notifications, amended to existing Ind AS. The same shall come into force from annual reporting period beginning on or after 1st April 2022. Key Amendments relating to the same whose financial statements are required to comply with Companies (Indian Accounting Standards) Rules 2015 are:

- Ind AS 16 Property, Plant and Equipment – For items produced during testing/trail phase, clarification added that revenue generated out of the same shall not be recognised in Statement of Profit and Loss and considered as part of cost of PPE.
- Ind AS 37 Provisions, Contingent Liabilities & Contingent Assets – Guidance on what constitutes cost of fulfilling contracts (to determine whether the contract is onerous or not) is included.
- Ind AS 103 – Business Combination – Reference to revised Conceptual Framework. For contingent liabilities / levies, clarification is added on how to apply the principles for recognition of contingent liabilities from Ind AS 37. Recognition of contingent assets is not allowed.
- Ind AS 109 Financial Instruments – The amendment clarifies which fees an entity includes when it applies the '10 per cent' test in assessing whether to derecognise a financial liability.

The amendments are extensive, and the Company will evaluate the same to give effect to them as required by law.

# Notes to the Standalone Financial Statements

for the year ended 31 March 2022



## 2a Property, Plant and Equipment

Particulars	(₹ in Crores)										
	Owned Assets					Leased Assets (right of use assets)					Total
	Freehold land	Buildings (including roads)	Plant and equipment (including electrical installation)	Moulds	Office Equipment	Furniture & fixtures	Vehicles	Computers	Leasehold Land	Plant and equipment	
Balance as at April 1, 2020	36.92	524.63	2,458.80	328.86	21.21	6.49	2.23	42.23	73.64	28.58	3,523.59
Additions for the year 2020-21	–	76.12	287.46	32.40	2.64	1.31	0.51	2.99	–	262.61	666.04
Disposals / deductions for the year 2020-21	0.04	1.08	4.61	1.52	0.24	0.07	0.19	0.44	–	–	8.19
<b>Balance as at March 31, 2021</b>	<b>36.88</b>	<b>599.67</b>	<b>2,741.65</b>	<b>359.74</b>	<b>23.61</b>	<b>7.73</b>	<b>2.55</b>	<b>44.78</b>	<b>73.64</b>	<b>291.19</b>	<b>4,181.44</b>
Additions for the year 2021-22	–	32.37	422.16	56.85	3.42	1.81	1.83	9.52	2.98	–	530.94
Disposals / deductions for the year 2021-22	–	0.16	2.67	0.08	0.44	0.03	0.41	0.12	0.53	–	4.44
<b>Balance as at March 31, 2022</b>	<b>36.88</b>	<b>631.88</b>	<b>3,161.14</b>	<b>416.51</b>	<b>26.59</b>	<b>9.51</b>	<b>3.97</b>	<b>54.18</b>	<b>76.09</b>	<b>291.19</b>	<b>4,707.94</b>
<b>Accumulated Depreciation</b>											
Balance as at April 1, 2020	–	71.47	974.61	128.30	10.77	1.76	1.17	25.49	5.96	1.14	1,220.67
Depreciation for the year 2020-21	–	21.86	284.22	37.00	3.17	0.86	0.27	7.54	1.97	9.10	365.99
Disposals / deductions for the year 2020-21	–	0.86	4.01	1.40	0.20	0.02	0.17	0.35	–	–	7.01
<b>Balance as at March 31, 2021</b>	<b>–</b>	<b>92.47</b>	<b>1,254.82</b>	<b>163.90</b>	<b>13.74</b>	<b>2.60</b>	<b>1.27</b>	<b>32.68</b>	<b>7.93</b>	<b>10.24</b>	<b>1,579.65</b>
Depreciation for the year 2021-22	–	24.77	309.88	39.12	3.23	1.00	0.45	6.49	2.01	11.75	398.70
Disposals / deductions for the year 2021-22	–	0.03	2.39	0.04	0.35	0.02	0.38	0.11	0.04	–	3.36
<b>Balance as at March 31, 2022</b>	<b>–</b>	<b>117.21</b>	<b>1,562.31</b>	<b>202.98</b>	<b>16.62</b>	<b>3.58</b>	<b>1.34</b>	<b>39.06</b>	<b>9.90</b>	<b>21.99</b>	<b>1,974.99</b>
<b>Carrying amount (net)</b>											
<b>Balance as at March 31, 2021</b>	<b>36.88</b>	<b>507.20</b>	<b>1,486.83</b>	<b>195.84</b>	<b>9.87</b>	<b>5.13</b>	<b>1.28</b>	<b>12.10</b>	<b>65.71</b>	<b>280.95</b>	<b>2,601.79</b>
<b>Balance as at March 31, 2022</b>	<b>36.88</b>	<b>514.67</b>	<b>1,598.83</b>	<b>213.53</b>	<b>9.97</b>	<b>5.93</b>	<b>2.63</b>	<b>15.12</b>	<b>66.19</b>	<b>269.20</b>	<b>2,732.95</b>

i. Buildings includes ₹ 0.10 crs (PY: ₹ 0.10 crs) being the cost of shares in respective Co-operative Housing Societies.



# Notes to the Standalone Financial Statements

for the year ended 31 March 2022

## 2a Property, Plant and Equipment (Contd..)

ii. Title deeds of Immovable Property not held in name of the Company:

**As at 31 March 2022**

(₹ in Crores)

Relevant line item in the Balance sheet	Description of item of property	Gross carrying value	Title deeds held in the name of	Whether title deed holder is a promoter, director or relative of promoter/director or employee of promoter/director	Property held since which date	Reason for not being held in the name of the company
Property, Plant and Equipment	Buildings (including roads)	2.55	Dalhousie Holdings Limited	No	All the flats are held before year 2000	Held in Trust

**As at 31 March 2021**

(₹ in Crores)

Relevant line item in the Balance sheet	Description of item of property	Gross carrying value	Title deeds held in the name of	Whether title deed holder is a promoter, director or relative of promoter/director or employee of promoter/director	Property held since which date	Reason for not being held in the name of the company
Property, Plant and Equipment	Buildings (including roads)	2.55	Dalhousie Holdings Limited	No	All the flats are held before year 2000	Held in Trust
Property, Plant and Equipment	Freehold land	41.00	Board of Trustees for the Port of Syama Prasad Mookerjee Port, Kolkata	No	Land held since 2018	Pending registration

iii. Movement of capital work-in-progress:

(₹ in Crores)

	Opening Balance	Addition during the year	Capitalised	Closing Balance
2021-22	200.75	639.58	527.96	312.37
2020-21	296.88	307.55	403.68	200.75

iv. Capital work-in-progress aging schedule

**As at March 31, 2022**

(₹ in Crores)

Particulars	Amount in Capital work-in progress for a period of				Total
	Less than 1 year	1-2 years	2-3 years	More than 3 years	
Projects in progress	274.79	18.78	4.78	14.02	312.37
<b>Total</b>	<b>274.79</b>	<b>18.78</b>	<b>4.78</b>	<b>14.02</b>	<b>312.37</b>

**As at March 31, 2021**

(₹ in Crores)

Particulars	Amount in Capital work-in progress for a period of				Total
	Less than 1 year	1-2 years	2-3 years	More than 3 years	
Projects in progress	121.38	61.16	4.86	13.35	200.75
<b>Total</b>	<b>121.38</b>	<b>61.16</b>	<b>4.86</b>	<b>13.35</b>	<b>200.75</b>

There are no projects in capital work-in-progress whose completion is overdue or has exceeded its cost compared to its original plan as at 31 March 2022 and 31 March 2021.

There are no projects in capital work-in-progress which has been temporarily suspended as at 31 March 2022 and 31 March 2021.

# Notes to the Standalone Financial Statements

for the year ended 31 March 2022

## 2b Investment property

Particulars	(₹ in Crores)
	<b>Land and Building</b>
<b>Cost</b>	
Balance as at April 1, 2020	34.65
Additions for the year 2020-21	0.25
<b>Balance as at March 31, 2021</b>	<b>34.90</b>
Additions for the year 2021-22	–
<b>Balance as at March 31, 2022</b>	<b>34.90</b>
<b>Accumulated depreciation</b>	
Balance as at April 1, 2020	0.42
Depreciation for the year 2020-21	0.71
<b>Balance as at March 31, 2021</b>	<b>1.13</b>
Depreciation for the year 2021-22	0.71
<b>Balance as at March 31, 2022</b>	<b>1.84</b>
<b>Carrying amount (net)</b>	
<b>Balance as at March 31, 2021</b>	<b>33.77</b>
<b>Balance as at March 31, 2022</b>	<b>33.06</b>
Fair value of the investment property as at March 31, 2021	36.33
<b>Fair value of the investment property as at March 31, 2022</b>	<b>55.16</b>

The above investment property pertains to land and building which has been leased to Exide Leclanche Energy Pvt Ltd, a subsidiary company.

Fair value of the investment property is based on the valuation by a registered valuer as defined under rule 2 of Companies (Registered Valuers and Valuation) Rules, 2017 based on depreciated replacement cost method.

## 3 Intangible Assets

Particulars	Goodwill	Trade Mark	Computer Software	Total
<b>Cost or deemed cost (Gross carrying amount)</b>				
Balance as at April 1, 2020	3.89	3.12	73.28	80.29
Additions for the year 2020-21	–	–	12.24	12.24
<b>Balance as at March 31, 2021</b>	<b>3.89</b>	<b>3.12</b>	<b>85.52</b>	<b>92.53</b>
Additions for the year 2021-22	–	–	12.77	12.77
<b>Balance as at March 31, 2022</b>	<b>3.89</b>	<b>3.12</b>	<b>98.29</b>	<b>105.30</b>
<b>Accumulated amortisation</b>				
Balance as at April 1, 2020	3.89	3.12	36.81	43.82
Amortisation for the year 2020-21	–	–	12.65	12.65
<b>Balance as at March 31, 2021</b>	<b>3.89</b>	<b>3.12</b>	<b>49.46</b>	<b>56.47</b>
Amortisation for the year 2021-22	–	–	13.20	13.20
<b>Balance as at March 31, 2022</b>	<b>3.89</b>	<b>3.12</b>	<b>62.66</b>	<b>69.67</b>
<b>Carrying amount (net)</b>				
<b>Balance as at March 31, 2021</b>	<b>–</b>	<b>–</b>	<b>36.06</b>	<b>36.06</b>
<b>Balance as at March 31, 2022</b>	<b>–</b>	<b>–</b>	<b>35.63</b>	<b>35.63</b>

# Notes to the Standalone Financial Statements

for the year ended 31 March 2022

## FINANCIAL ASSETS

### 4 Non-current Investments

(₹ in Crores)

Particulars	March 31, 2022	March 31, 2021
<b>Investments at cost (Unquoted)</b>		
<b>EQUITY SHARES, FULLY PAID UP</b>		
<b>IN SUBSIDIARY COMPANIES</b>		
Chloride International Limited of ₹ 10 each [4,50,000 shares (PY: 4,50,000 Shares)]	0.20	0.20
Chloride Power Systems and Solutions Limited of ₹ 10 each [69,80,000 shares (PY:69,80,000 Shares)]	7.93	7.93
Chloride Metals Limited of ₹ 10 each [5,25,05,952 shares (PY: 5,08,80,952 shares)]	192.03	179.03
Chloride Batteries S.E.Asia Pte Limited of Singapore \$ 1 each [70,00,000 shares (PY: 70,00,000 shares)]	10.35	10.35
Espex Batteries Limited of GBP 1 each [1,02,000 shares (PY: 1,02,000 shares)]	0.78	0.78
Associated Battery Manufacturers (Ceylon) Ltd of Sri Lankan Rupees 10 each [38,96,640 shares (PY: 38,96,640 shares)]	7.31	7.31
Exide Life Insurance Company Limited of ₹ 10 each [NIL (PY: 185,00,00,000 shares)]	–	1,679.59
Exide Leclanche Energy Private Limited of ₹ 10 each [14,35,46,310 shares (PY: 10,30,70,120 shares)]	277.23	192.23
Exide Energy Solutions Limited of ₹ 10 each [10,000 shares (PY: NIL)]	0.01	–
<b>IN ASSOCIATE COMPANIES</b>		
CSE Solar Sunpark Maharashtra Private Limited of ₹ 10 each [17,28,465 shares (PY: 9,92,465 shares)]	12.39	7.24
CSE Solar Sunpark Tamilnadu Private Limited of ₹ 10 each [14,30,138 shares (PY: 11,81,250 shares)]	13.11	10.87
Greenyana Solar Private Limited of ₹ 10 each [NIL (PY: 5,83,333 shares)]	–	5.25
<b>Investments at amortised cost</b>		
Government Securities ( lodged as security deposits with various authorities )	0.01	0.01
<b>Investments at fair value through OCI</b>		
<b>Debentures (Fully Paid Up)</b>		
Woodlands Multispeciality Hospital Limited ^ 1/2% Debentures of ₹ 100 each [20 debentures (PY: 20 debentures)]	–	–
^ 5% Non-redeemable Registered Debentures of ₹ 6,000 each (1 debenture (PY: 1 debenture))	–	–
<b>Units (Unquoted)</b>		
Faering Capital India Evolving Fund of ₹ 1,000 each [5,34,426 units (PY: 4,67,292 units)]	124.75	57.65
<b>Equity shares (Unquoted)</b>		
Haldia Integrated Development Agency Ltd of ₹ 10 each (5,00,000 shares [PY: 5,00,000 shares])	1.55	1.85

# Notes to the Standalone Financial Statements

for the year ended 31 March 2022

## 4 Non-current Investments (Contd..)

(₹ in Crores)		
Particulars	March 31, 2022	March 31, 2021
Suryadev Alloys of ₹ 10 each [NIL (PY: 5,80,000 shares)]	–	1.76
<b>Equity shares (Quoted)</b>		
LIC Housing Finance Limited of ₹ 2 each [1,000 shares (PY: NIL)]	0.03	–
Hathway Cable and Datacom Limited of ₹ 2 each [54,62,830 shares (PY: 54,62,830 shares)]	9.42	14.04
HDFC Life Insurance Company Limited of ₹ 10 each [8,70,22,222 shares (PY: NIL)]	4,683.54	–
	<b>5,340.64</b>	<b>2,176.09</b>
(i) Aggregate book value of unquoted investments	647.65	2,162.05
(ii) Aggregate value of quoted investments and market value thereof	4,692.99	14.04
(iii) Refer Note 42 for information about fair value measurement and Note 43 for credit risk and market risk of investment		
(iv) ^ Figures being less than ₹ 50,000 in each case, has not been disclosed		
(v) Dividend income from Faering Capital India Evolving Fund aggregates to ₹ 0.23 crs (PY: ₹ 0.33 crs)		
(vi) Investments at fair value through OCI (fully paid) reflect investment in quoted and unquoted equity securities. These equity shares are designated as FVTOCI as they are not held for trading purpose.		

## 5 Non-current trade receivables (at amortised cost)

(₹ in Crores)		
Particulars	March 31, 2022	March 31, 2021
<b>Unsecured, Considered good</b>		
Trade receivables, considered good - unsecured	0.05	0.08
	<b>0.05</b>	<b>0.08</b>

Refer note no. 11 for aging of trade receivables.

## 6 Non-current loans (at amortised cost)

(₹ in Crores)		
Particulars	March 31, 2022	March 31, 2021
<b>Unsecured, considered good</b>		
a) Loans to employees	–	0.01
	<b>–</b>	<b>0.01</b>

# Notes to the Standalone Financial Statements

for the year ended 31 March 2022

## 7 Other non-current Financial Assets (at amortised cost)

(₹ in Crores)

Particulars	March 31, 2022	March 31, 2021
<b>Unsecured, considered good</b>		
a) Security Deposits	22.26	23.63
	<b>22.26</b>	<b>23.63</b>

## 8 Other Non-current Assets

(₹ in Crores)

Particulars	March 31, 2022	March 31, 2021
<b>(i) Unsecured, considered good</b>		
a) Capital advances	11.78	69.84
b) Prepaid expenses	23.35	25.32
c) Balances and deposit with Government Authorities	17.98	15.49
<b>(ii) Unsecured, considered doubtful</b>		
a) Balances and deposit with Government Authorities	15.10	20.34
	68.21	130.99
Less: Provision for doubtful advances	15.10	20.34
	<b>53.11</b>	<b>110.65</b>

## 9 Inventories

(₹ in Crores)

Particulars	March 31, 2022	March 31, 2021
<b>(At lower of cost and net realisable value)</b>		
a) Stores and spares	63.39	55.32
b) Raw materials [Including in transit/ lying in bonded warehouse ₹ 235.18 crs (PY: ₹ 257.78 crs)]	673.18	766.77
c) Work-in-progress	700.76	729.74
d) Finished goods	1,016.30	789.12
e) Stock-in-trade	4.85	5.24
	<b>2,458.48</b>	<b>2,346.19</b>

- l. The cost of inventories recognised as an expense during the year has been disclosed on the face of the Statement of Profit and Loss and Note 34.

# Notes to the Standalone Financial Statements

for the year ended 31 March 2022

II. The cost of inventories recognised as an expense includes ₹ 8.41 crs (PY: ₹ 21.71 crs) in respect of write downs of inventory.

## 10 Current Investments

Particulars	March 31, 2022		March 31, 2021	
	No. of units	(₹ in Crores)	No. of units	(₹ in Crores)
<b>Investments at fair value through Profit &amp; Loss</b>				
<b>UNITS OF MUTUAL FUND (Unquoted)</b>				
Aditya Birla Sun Life Liquid Fund - Growth Direct Plan ₹ 100 each	35,12,019	120.51	45,38,925	150.48
HDFC Liquid Fund - Growth Direct Plan of ₹ 1,000 each	3,59,881	150.60	4,95,668	200.52
ICICI Prudential Liquid Fund - Growth Direct Plan of ₹ 100 each	41,38,414	130.47	46,07,607	140.41
ICICI Prudential Money Market Fund - Direct Plan Growth of ₹ 100 each	–	–	1,69,323	5.00
SBI Liquid Fund - Direct Growth of ₹ 1,000 each	3,31,483	110.48	4,35,828	140.41
Kotak Liquid Fund - Growth Direct Plan of ₹ 1,000 each	1,16,694	50.21	2,77,368	115.36
DSP Liquid Fund - Growth Direct Plan of ₹ 1,000 each	1,97,937	60.23	4,43,224	130.36
Axis Liquid Fund - Direct Growth of ₹ 1,000 each	3,39,635	80.29	–	–
		<b>702.79</b>		<b>882.54</b>
Aggregate amount of unquoted investment		702.79		882.54
(i) Refer Note 42 for information about fair value measurement and Note 43 for credit risk and market risk of investment.				

## 11 Trade receivables (Unsecured) (at amortised cost)

Particulars	(₹ in Crores)	
	March 31, 2022	March 31, 2021
Trade receivables, Considered good	1,200.89	893.18
Trade Receivables, which have significant increase in credit risk	–	13.48
	1,200.89	906.66
Less: Loss allowance	8.47	19.29
<b>Total</b>	<b>1,192.42</b>	<b>887.37</b>

Refer Note no 40 for trade receivables from related parties.

The Company's exposure to credit and currencies risks, and loss allowances related to trade receivables are disclosed in Note 43.

# Notes to the Standalone Financial Statements

for the year ended 31 March 2022

## 11 Trade receivables (Unsecured) (at amortised cost) (Contd..)

### Trade Receivables aging schedule as at 31 March 2022

(₹ in Crores)

Particulars	Not Due	Outstanding for following periods from due date of payment					Total
		Less than 6 months	6 months -1 year	1-2 years	2-3 years	More than 3 years	
(i) Undisputed Trade receivables – considered good	801.66	362.53	15.35	10.99	4.83	5.58	1,200.94
(ii) Undisputed Trade Receivables – which have significant increase in credit risk	–	–	–	–	–	–	–
(iii) Undisputed Trade Receivables – credit impaired	–	–	–	–	–	–	–
(iv) Disputed Trade Receivables– considered good	–	–	–	–	–	–	–
(v) Disputed Trade Receivables – which have significant increase in credit risk	–	–	–	–	–	–	–
(vi) Disputed Trade Receivables – credit impaired	–	–	–	–	–	–	–
<b>Total</b>	<b>801.66</b>	<b>362.53</b>	<b>15.35</b>	<b>10.99</b>	<b>4.83</b>	<b>5.58</b>	<b>1,200.94</b>

### Trade Receivables aging schedule as at 31 March 2021

(₹ in Crores)

Particulars	Not Due	Outstanding for following periods from due date of payment					Total
		Less than 6 months	6 months -1 year	1-2 years	2-3 years	More than 3 years	
(i) Undisputed Trade receivables – considered good	607.51	233.10	7.78	34.87	5.05	4.95	893.26
(ii) Undisputed Trade Receivables – which have significant increase in credit risk	–	–	–	–	–	–	–
(iii) Undisputed Trade Receivables – credit impaired	–	–	–	–	–	–	–
(iv) Disputed Trade Receivables– considered good	–	–	–	–	–	–	–
(v) Disputed Trade Receivables – which have significant increase in credit risk	–	–	–	1.61	11.87	–	13.48
(vi) Disputed Trade Receivables – credit impaired	–	–	–	–	–	–	–
<b>Total</b>	<b>607.51</b>	<b>233.10</b>	<b>7.78</b>	<b>36.48</b>	<b>16.92</b>	<b>4.95</b>	<b>906.74</b>

# Notes to the Standalone Financial Statements

for the year ended 31 March 2022

## 12 Cash and Cash Equivalents

(₹ in Crores)

Particulars	March 31, 2022	March 31, 2021
a) Balances with banks on - Current Account	21.09	19.51
b) Cheques, drafts in hand	132.17	62.88
c) Cash in hand	0.15	0.15
	<b>153.41</b>	<b>82.54</b>

## 13 Bank balances other than Cash and Cash Equivalents

(₹ in Crores)

Particulars	March 31, 2022	March 31, 2021
Unclaimed Dividend Account	7.81	8.81
	<b>7.81</b>	<b>8.81</b>

## 14 Loans (at amortised cost)

(₹ in Crores)

Particulars	March 31, 2022	March 31, 2021
<b>Unsecured, considered good</b>		
a) Loans to employees	0.01	0.02
	<b>0.01</b>	<b>0.02</b>

## 15 Other Financial Assets (at amortised cost)

(₹ in Crores)

Particulars	March 31, 2022	March 31, 2021
<b>Unsecured, considered good</b>		
a) Rebates and discounts receivables	23.37	38.50
b) Security Deposits	15.49	14.63
c) Recoverable from related party (refer note no. 40)	25.73	–
	<b>64.59</b>	<b>53.13</b>

## 16 Other current assets

(₹ in Crores)

Particulars	March 31, 2022	March 31, 2021
a) Advance to suppliers	11.86	9.19
b) Other recoverables and advances*	65.76	33.40
c) Balances and deposit with Government Authorities	52.55	65.71
d) Prepaid expenses	12.87	25.99
	<b>143.04</b>	<b>134.29</b>

\*includes export incentive receivables aggregating to ₹ 48.61 crs (PY: ₹ 29.97 crs)



# Notes to the Standalone Financial Statements

for the year ended 31 March 2022

## 17 SHARE CAPITAL

(₹ in Crores)

Particulars	March 31, 2022	March 31, 2021
<b>a) Authorised</b>		
100,00,00,000 (PY: 100,00,00,000) Equity Shares of ₹ 1 each	100.00	100.00
	100.00	100.00
<b>b) Issued, subscribed &amp; fully paid-up</b>		
85,00,00,000 (PY: 85,00,00,000) Equity Shares of ₹ 1 each	85.00	85.00
	85.00	85.00
<b>c) Reconciliation of the number of equity shares outstanding at the beginning and at the end of the reporting year</b>		
Balance at the beginning and at the end of the year	85,00,00,000	85,00,00,000
<b>d) Terms / rights attached to equity shares</b>		
The company has only one class of Equity Shares having a Par Value of ₹ 1 per share. Each Holder of Equity Shares is entitled to one Vote per share. In the event of Liquidation of the Company, the holders of equity shares will be entitled to receive remaining assets of the company, after distribution of all preferential amounts. The distribution will be in proportion to the number of equity shares held by the shareholders.		
<b>e) Shares held by holding company</b>		
<b>Name of Shareholder</b>		
Chloride Eastern Limited, UK (considered to be Holding company by virtue of de-facto control) 45.99% (PY: 45.99%)	39,09,54,666	39,09,54,666
<b>f) Details of shareholders holding more than 5% shares in Company</b>		
<b>Name of Shareholder</b>	<b>Number of Shares</b>	
Chloride Eastern Limited, UK holding 45.99% (PY: 45.99%)	39,09,54,666	39,09,54,666
Life Insurance Corporation of India 5.50% (PY: 5.89%)	4,67,17,388	5,00,44,588
As per records of the company, including its register of shareholders / members and other declaration received from shareholders, the above shareholding represents legal ownership of shares.		
<b>g) Shares held by promoters at the end of the year</b>		
Chloride Eastern Limited 45.99% (PY: 45.99%)	39,09,54,666	39,09,54,666
There has been no change in the promoter's shareholding during the year.		

# Notes to the Standalone Financial Statements

for the year ended 31 March 2022

## 18 OTHER EQUITY

(₹ in Crores)

Particulars	March 31, 2022	March 31, 2021
<b>a) Securities Premium</b>	737.88	737.88
Premium received on equity shares issued is recognised in the securities premium		
<b>b) Retained earnings</b>	10,573.76	6,058.73
Retained earnings are profits that the Company has earned till date, less dividends or other distributions paid to the shareholders. It also includes remeasurement gain/ loss of defined benefit plans.		
<b>c) Items of Other Comprehensive Income</b>		
- Fair value of Equity instruments through OCI	(791.06)	11.90
Changes in fair value of equity instruments recorded in other comprehensive income		
	<b>10,520.58</b>	<b>6,808.51</b>

## 19 NON-CURRENT TRADE PAYABLES (at amortised cost)

(₹ in Crores)

Particulars	March 31, 2022	March 31, 2021
<b>Trade payable for goods &amp; services</b>		
Total outstanding dues of micro and small enterprises (refer note no. 39)	–	–
Total outstanding dues of creditors other than micro and small enterprises	7.87	6.64
	<b>7.87</b>	<b>6.64</b>

Refer note no. 23 for aging of trade payables.

## 20 OTHER NON-CURRENT FINANCIAL LIABILITIES (at amortised cost)

(₹ in Crores)

Particulars	March 31, 2022	March 31, 2021
Payable for capital goods	2.92	3.75
	<b>2.92</b>	<b>3.75</b>

# Notes to the Standalone Financial Statements

for the year ended 31 March 2022

## 21 NON CURRENT PROVISIONS

(₹ in Crores)

Particulars	March 31, 2022	March 31, 2021
<b>Provision for employee benefits (refer note 37)</b>		
Post retirement medical benefits	4.77	4.58
Gratuity	7.79	9.10
Pension	–	0.17
Compensated absences	40.89	38.14
<b>Others</b>		
Provision for site restoration liabilities	1.87	1.69
	<b>55.32</b>	<b>53.68</b>
<b>Provision for site restoration liabilities</b>		
A provision is recognised for site restoration liabilities on leasehold lands taken by the Company:		
<b>Opening Balance</b>	1.69	1.53
Add: Interest accrued on the provision during the year	0.18	0.16
<b>Closing Balance</b>	<b>1.87</b>	<b>1.69</b>

## 22 DEFERRED TAX ASSETS/ (LIABILITIES) (NET)

(₹ in Crores)

Particulars	March 31, 2022	March 31, 2021
Deferred tax assets	165.42	41.21
Less: Deferred tax liabilities	107.05	118.26
	<b>58.37</b>	<b>(77.05)</b>

### Movement in deferred tax liabilities / assets balances:

(₹ in Crores)

2021-22	April 01, 2021	Movement through Statement of Profit and Loss	Movement through Other Comprehensive Income	March 31, 2022
<b>Deferred tax liabilities:</b>				
Arising out of temporary difference in depreciable assets	(116.55)	13.52	–	(103.03)
Expenses claimed as deduction as per Income Tax Act, 1961 but not booked in current year	(1.71)	(2.31)	–	(4.02)
<b>Deferred tax assets:</b>				
On expenses allowable against taxable income in future years	37.98	(9.86)	–	28.12
On lease liabilities (net of right-of-use assets)	1.78	0.86	–	2.64
Unrealised loss on investment	1.45	35.29	97.92	134.66
	<b>(77.05)</b>	<b>37.50</b>	<b>97.92</b>	<b>58.37</b>

# Notes to the Standalone Financial Statements

for the year ended 31 March 2022

## 22 DEFERRED TAX ASSETS/ (LIABILITIES) (NET) (Contd..)

(₹ in Crores)

2020-21	April 01, 2020	Movement through Statement of Profit and Loss	Movement through Other Comprehensive Income	March 31, 2021
<b>Deferred tax liabilities:</b>				
Arising out of temporary difference in depreciable assets	(132.40)	15.85	–	(116.55)
Expenses claimed as deduction as per Income Tax Act, 1961 but not booked in current year	(3.82)	2.11	–	(1.71)
<b>Deferred tax assets:</b>				
On expenses allowable against taxable income in future years	30.95	7.03	–	37.98
On lease liabilities (net of right-of-use assets)	0.14	1.64	–	1.78
Unrealised loss on investment	2.91	(0.11)	(1.35)	1.45
Others	0.36	(0.36)	–	–
	<b>(101.86)</b>	<b>26.16</b>	<b>(1.35)</b>	<b>(77.05)</b>

Particulars	2021-22		2020-21	
	Rate	(₹ in Crores)	Rate	(₹ in Crores)
<b>Reconciliation of statutory rate of tax and effective rate of tax:</b>				
At India's statutory income tax rate of 25.17% (PY: 25.17%)	<b>25.17%</b>	<b>1,439.27</b>	<b>25.17%</b>	<b>256.19</b>
<b>Adjustments:</b>				
Non-deductible expenses for tax purposes	0.14%	8.26	0.52%	5.27
Indexation benefit on sale of capital asset as per Income tax Act	-6.45%	(368.81)	–	–
Impact of lower tax rate on certain items	-0.71%	(40.43)	-0.02%	(0.22)
Others including Tax impact of earlier years	-0.05%	(3.18)	-0.15%	(1.62)
<b>Total tax expense</b>	<b>18.10%</b>	<b>1,035.11</b>	<b>25.51%</b>	<b>259.62</b>

(₹ in Crores)

Particulars	March 31, 2022	March 31, 2021
Breakup of tax expense is as follows:		
<b>Current tax</b>		
Current period	1,084.18	277.65
Prior period	(11.57)	8.13
<b>Deferred tax</b>		
Origination and reversal of temporary differences	(37.50)	(26.16)
<b>Total tax expenses</b>	<b>1,035.11</b>	<b>259.62</b>

# Notes to the Standalone Financial Statements

for the year ended 31 March 2022

## 22 DEFERRED TAX ASSETS/ (LIABILITIES) (NET) (Contd..)

Income tax pertaining to items recognised in Other Comprehensive Income is as follows:

For the year 31 March 2022:

(₹ in Crores)

Sl No	Nature of item	Before tax	Tax (expense)/benefit	Net of tax
a	Re-Measurement gains/(losses) on defined benefit plans	2.01	(0.51)	1.50
b	Gain / (loss) of fair value of investment	(900.88)	97.92	(802.96)
		<b>(898.87)</b>	<b>97.41</b>	<b>(801.46)</b>

For the year 31 March 2021:

(₹ in Crores)

Sl No	Nature of item	Before tax	Tax (expense) /benefit	Net of tax
a	Re-Measurement gains/(losses) on defined benefit plans	(0.10)	0.02	(0.08)
b	Gain / (loss) of fair value of investment	10.55	(1.35)	9.20
		<b>10.45</b>	<b>(1.33)</b>	<b>9.12</b>

## 23 TRADE PAYABLES (at amortised cost)

(₹ in Crores)

Particulars	March 31, 2022	March 31, 2021
<b>a) Trade payable for goods &amp; services</b>		
Total outstanding dues of micro and small enterprises (refer note no. 39)	149.50	132.65
Total outstanding dues of creditors other than micro and small enterprises	857.53	1,170.29
<b>b) Acceptances</b>	602.64	338.67
	<b>1,609.67</b>	<b>1,641.61</b>

Trade Payables aging schedule as at 31 March 2022

(₹ in Crores)

Particulars	Not Due	Outstanding for following periods from due date of payment				Total
		Less than 1 year	1-2 years	2-3 years	More than 3 years	
(i) MSME	148.73	0.77	–	–	–	149.50
(ii) Others	1,153.99	153.05	1.72	0.01	0.06	1,308.83
(iii) Disputed dues – MSME	–	–	–	–	–	–
(iv) Disputed dues - Others	–	–	–	–	–	–
	<b>1,302.72</b>	<b>153.82</b>	<b>1.72</b>	<b>0.01</b>	<b>0.06</b>	<b>1,458.33</b>
Add:- Accrued liabilities						159.21
						<b>1,617.54</b>

# Notes to the Standalone Financial Statements

for the year ended 31 March 2022

## 23 TRADE PAYABLES (at amortised cost) (Contd..)

### Trade Payables aging schedule as at 31 March 2021

(₹ in Crores)

Particulars	Not Due	Outstanding for following periods from due date of payment				Total
		Less than 1 year	1-2 years	2-3 years	More than 3 years	
(i) MSME	132.50	0.15	–	–	–	132.65
(ii) Others	1,132.32	199.90	5.83	0.29	0.43	1,338.77
(iii) Disputed dues – MSME	–	–	–	–	–	–
(iv) Disputed dues - Others	–	–	–	–	–	–
	<b>1,264.82</b>	<b>200.05</b>	<b>5.83</b>	<b>0.29</b>	<b>0.43</b>	<b>1,471.42</b>
Add:- Accrued liabilities						176.83
<b>Total</b>						<b>1,648.25</b>

Refer note 43 for information about liquidity risk and market risk related to trade payables.

For terms and conditions with related parties, refer to Note 40.

## 24 OTHER CURRENT FINANCIAL LIABILITIES (at amortised cost)

(₹ in Crores)

Particulars	March 31, 2022	March 31, 2021
a) Unclaimed dividends (to be credited to Investor Education and Protection Fund as and when due)	7.81	8.81
b) Other payables -		
For Selling and distribution costs	99.28	66.45
For Capital goods	77.91	62.23
For Other Expenses *	83.88	83.86
	<b>268.88</b>	<b>221.35</b>

\* Other liabilities includes employee related liabilities aggregating to ₹ 76.05 crs (PY: ₹ 77.04 Crs)

i. There are no amounts due for payment to the Investor Education and Protection Fund under Section 125 of the Companies Act, 2013 as at 31 March 2022 and 31 March 2021.

ii. Other payables for selling and distribution costs represents outstanding liabilities for incentives and trade schemes, etc.

## 25 OTHER CURRENT LIABILITIES

(₹ in Crores)

Particulars	March 31, 2022	March 31, 2021
a) Taxes and duties payable	181.61	109.67
b) Advances from customers	33.03	31.06
c) Deferred revenue *	34.81	34.20
	<b>249.45</b>	<b>174.93</b>

\* Deferred revenue relates to loyalty credit points granted to the customers as part of sales transactions and has been estimated with reference to the fair value of the products for which they could be redeemed.

# Notes to the Standalone Financial Statements

for the year ended 31 March 2022

## 26 CURRENT PROVISIONS

(₹ in Crores)

Particulars	March 31, 2022	March 31, 2021
a) Provision for employee benefits		
Post retirement medical benefits	0.37	0.38
Compensated absences	2.41	2.59
b) Others		
Provision for Warranty Claims	207.44	214.21
Provision for litigations and tax disputes	53.55	53.55
	<b>263.77</b>	<b>270.73</b>
<b>Provisions for warranties</b>		
A provision is recognised for expected warranty claims on products sold, based on past experience of the level of repairs and returns. The table below gives information about movement in warranty provision:		
<b>Opening Balance</b>	214.21	239.65
Add: Provision created during the year	217.08	196.85
Less: Utilised against warranty claims during the year	223.85	222.29
<b>Closing Balance</b>	<b>207.44</b>	<b>214.21</b>
<b>Provisions for litigations and tax disputes</b>		
The management has estimated the provisions for pending litigation, claims and demands relating to indirect taxes based on its assessment of probability for these demands crystallising against the company in due course:		
<b>Opening Balance</b>	53.55	54.19
Add: Provision written back during the year	–	(0.64)
<b>Closing Balance</b>	<b>53.55</b>	<b>53.55</b>

## 27 Revenue from operations

(₹ in Crores)

Particulars	2021-22	2020-21
Sale of products	12,335.34	10,007.66
Other operating income		
Export incentive	28.61	18.43
Scrap sales	7.52	4.65
Income from Service / Installation	10.22	10.10
	<b>12,381.69</b>	<b>10,040.84</b>

(i) Sales are net of price adjustments settled during the year by the Company and discounts, trade incentives, GST etc.

# Notes to the Standalone Financial Statements

for the year ended 31 March 2022

## 27 Revenue from operations (Contd..)

### Revenue disaggregation is as follows:

Disaggregation of product sold based on industry vertical and customers profile

(₹ in Crores)		
Particulars	2021-22	2020-21
Institutional sales	3,069.89	2,488.79
Non-institutional sales	9,283.19	7,533.62
	<b>12,353.08</b>	<b>10,022.41</b>

### Disaggregation based on geography

(₹ in Crores)		
Particulars	2021-22	2020-21
India	11,204.70	9,311.26
Outside India	1,148.38	711.15
	<b>12,353.08</b>	<b>10,022.41</b>

Geographic location is based on the location of customers excluding export incentive.

### Information about major customers:

No single customer represents 10% or more of the Company's total revenue during the year ended March 31, 2022 and March 31, 2021.

### Changes in deferred revenue are as follows:

(₹ in Crores)		
Particulars	2021-22	2020-21
Balance at the beginning of the year	34.20	59.34
Revenue recognised that was included in the unearned and deferred revenue at the beginning of the year	(27.44)	(40.24)
Other adjustments - settlement through credit notes	(6.76)	(19.10)
Increase due to invoicing during the year, excluding amounts recognised as revenue during the year	34.81	34.20
<b>Balance at the end of the year</b>	<b>34.81</b>	<b>34.20</b>

### Reconciliation of revenue recognized with the contracted price is as follows:

(₹ in Crores)		
Particulars	2021-22	2020-21
Contracted revenue	12,859.12	10,475.81
Reduction towards variable consideration components	(506.04)	(453.40)
<b>Revenue recognised</b>	<b>12,353.08</b>	<b>10,022.41</b>

The reduction towards variable consideration comprises of discounts, incentive etc.



# Notes to the Standalone Financial Statements

for the year ended 31 March 2022

## 27 Revenue from operations (Contd..)

### Contract balances

(₹ in Crores)

Particulars	2021-22	2020-21
Trade receivables	1,192.47	887.45
Contract liabilities	34.81	34.20
	<b>1,157.66</b>	<b>853.25</b>

## 28 Other Income

(₹ in Crores)

Particulars	2021-22	2020-21
Interest Income on :		
Income Tax refunds	6.71	–
Financial assets carried at amortised cost	0.76	0.98
Dividend Income on		
Long Term Investments in subsidiaries	11.91	8.56
Current investments in mutual funds designated at FVTPL	–	24.15
Investment designated at FVOCI *	0.23	–
Changes in fair value of investments designated at FVTPL	7.52	2.54
Gain on sale of investments (net)	22.82	–
Other non-operating income		
Net foreign exchange Gain	24.86	19.73
Rental income from investment property	2.83	2.83
Profit on sale of property, plant and equipments (net)	0.12	–
Others	2.58	6.65
	<b>80.34</b>	<b>65.44</b>

\* All dividends from equity instruments designated at FVOCI relates to investments held at the end of the reporting period.

## 29 Cost of materials consumed

(₹ in Crores)

Particulars	2021-22	2020-21
Opening Stock	766.77	577.40
Add: Purchases	8,670.56	6,716.98
	<b>9,437.33</b>	<b>7,294.38</b>
Less: Closing Stock	673.18	766.77
	<b>8,764.15</b>	<b>6,527.61</b>

Cost of material consumed includes net proceeds from scrap battery.

# Notes to the Standalone Financial Statements

for the year ended 31 March 2022

## 30 Changes in inventories of finished goods, work-in-progress and stock-in-trade

(₹ in Crores)

Particulars	2021-22	2020-21
<b>Opening Stock</b>		
Work-in-progress	729.74	707.76
Finished goods	789.12	854.28
Stock-in-trade	5.24	6.50
	<b>1,524.10</b>	<b>1,568.54</b>
<b>Closing Stock</b>		
Work-in-progress	700.76	729.74
Finished goods	1,016.30	789.12
Stock-in-trade	4.85	5.24
	<b>1,721.91</b>	<b>1,524.10</b>
	<b>(197.81)</b>	<b>44.44</b>

## 31 Employee benefit expenses

(₹ in Crores)

Particulars	2021-22	2020-21
Salaries, wages and bonus	679.11	617.08
Contribution to provident and other funds (refer note 37)	40.02	38.73
Staff welfare expenses	70.15	65.71
	<b>789.28</b>	<b>721.52</b>

## 32 Finance costs

(₹ in Crores)

Particulars	2021-22	2020-21
Interest expenses	13.94	4.45
Interest on lease liabilities	24.49	19.32
	<b>38.43</b>	<b>23.77</b>

## 33 Depreciation and Amortisation

(₹ in Crores)

Particulars	2021-22	2020-21
Depreciation of Property, Plant and Equipments	384.94	354.92
Amortisation of intangible assets	13.20	12.65
Depreciation of investment property	0.71	0.71
Depreciation of right-of-use asset	13.76	11.07
	<b>412.61</b>	<b>379.35</b>

# Notes to the Standalone Financial Statements

for the year ended 31 March 2022

## 34 Other expenses

(₹ in Crores)

Particulars	2021-22	2020-21
Stores and spare parts consumed	79.57	70.68
Power and fuel	351.38	286.61
Battery Charging / Battery assembly expenses	71.77	71.80
Repairs and maintenance		
Buildings	9.08	6.34
Plant & machinery	25.47	24.57
Others	2.22	1.47
Software expenses	50.87	45.06
Rent & Hire Charges	46.99	42.68
Rates and taxes	5.13	4.26
Insurance	11.46	10.71
Commission	1.34	1.60
Royalty and Technical Aid Fees	46.57	38.53
Warranty expenses	217.08	196.85
Publicity and Sales Promotion	44.62	34.33
Freight & Forwarding (net)	355.97	288.15
After Sales Services	75.87	71.78
Clearing and forwarding Expenses	43.16	41.81
Travelling & Conveyance	24.07	13.58
Bank Charges	0.73	1.02
Communication Costs	3.50	3.34
Donations	0.01	0.01
Directors' Sitting Fees	0.36	0.17
Loss on Property, plant and equipment sold/discarded (net)	–	0.15
Auditors' Remuneration:		
As Auditors		
- For Statutory audit	0.64	0.64
- For Limited Reviews	0.39	0.39
- For Group Reporting	0.40	–
- For Others	0.05	0.05
As Tax Auditors	0.07	0.07
Other Services	0.02	0.05
Out of pocket expenses	0.09	0.06
Miscellaneous expenses (refer Note 34.1)	152.69	127.47
	<b>1,621.57</b>	<b>1,384.23</b>

# Notes to the Standalone Financial Statements

for the year ended 31 March 2022

## 34.1 Miscellaneous Expenses

(₹ in Crores)		
Particulars	2021-22	2020-21
Motor Vehicle Running Expenses	6.46	6.70
Consultancy & Services outsourced	83.52	65.16
Security Service Charges	9.43	9.33
General Expenses	4.51	4.14
Legal Expenses	2.39	1.62
Printing & Stationery	4.75	3.99
Total Quality Management Expenses	0.20	0.23
Corporate Social Responsibility expenses	21.09	20.94
Pollution Control Expenses	6.29	4.40
Testing Charges	1.25	1.24
Liquidated Damages	0.81	0.04
Battery Erection / Installation Costs	11.99	9.68
	<b>152.69</b>	<b>127.47</b>

The Company has incurred ₹ 21.09 crs (PY: ₹ 20.94 crs) towards various schemes of Corporate Social Responsibility as prescribed under Sec. 135 of the Companies Act, 2013. The details are:

- I. Gross amount required to be spent by the Company during the year ₹ 21.06 crs (PY: ₹ 20.91 crs)
- II. Break-up of amount incurred during the year on:

(₹ in Crores)		
Particulars	2021-22	2020-21
Amount spent during the year:		
a) Construction/Acquisition of any asset	5.69	5.41
b) For purposes other than (a) above	12.60	15.53
	<b>18.29</b>	<b>20.94</b>
c) Amount unspent during the year (refer note III below)	2.80	-
	<b>21.09</b>	<b>20.94</b>

- III. Provision has been made for shortfall amount at the end of the year of ₹ 2.80 crores (PY: NIL). Such shortfall is because of an ongoing project. The shortfall amount of ₹ 2.80 crores has been duly transferred to unspent CSR account.
- IV. The nature of CSR Activities undertaken during the year by the company is detailed below:

(₹ in Crores)		
Sr. no. Name of the project on which expenses incurred	2021-22	2020-21
1 Promoting health care including preventive health care	7.11	12.07
2 Eradicating hunger, poverty and malnutrition, promoting healthcare including preventive health care	-	3.84
3 Making available safe drinking water	-	0.25
4 Promoting education	2.48	2.83
5 Skills Development	7.50	-
6 Empowerment *	3.40	0.39

# Notes to the Standalone Financial Statements

for the year ended 31 March 2022

## 34.1 Miscellaneous Expenses (Contd..)

(₹ in Crores)

Sr. no.	Name of the project on which expenses incurred	2021-22	2020-21
7	Environment	0.11	1.31
8	Rural Development	0.15	0.20
9	Impact Assessment	0.13	0.05
10	Administrative expenses	0.21	–

\* Including ₹ 2.80 crores transferred to unspent CSR account against ongoing project.

## 35 Earnings per share (EPS)

(₹ in Crores)

Particulars	2021-22	2020-21
Details for calculation of basic and diluted earning per share:		
Profit after tax as per Statement of Profit and Loss	4,683.53	758.28
Weighted average number of equity share (Numbers)	85,00,00,000	85,00,00,000
Basic and diluted earning per share (₹)	55.10	8.92

## 36 Significant accounting judgements, estimates and assumptions

The preparation of the financial statements requires management to make judgements, estimates and assumptions, as described below, that affect the reported amounts and the disclosures. The Company based its assumptions and estimates on parameters available when the financial statements were prepared and are reviewed at each Balance Sheet date. Uncertainty about these assumptions and estimates could result in outcomes that may require a material adjustment to the reported amounts and disclosures. Information about critical judgements in applying accounting policies, as well as estimates and assumptions that have the most significant effect on the financial statements is as follows:

### (a) Estimation of uncertainty due to COVID-19 pandemic

The Company has considered the possible risk that may result from the pandemic relating to COVID-19 on the carrying amounts of assets including inventories, receivables, investments and other financial and non-financial assets. As per the assessment carried out by the management based on the internal and external information available upto the date of approval of these standalone financial statements, the Company does

not foresee any uncertainty related to recoverability or liquidation of the aforesaid assets and also about the ability of the non-financial assets to generate future economic benefits.

However, the impact assessment of COVID-19 is a continuing process given the uncertainties associated with its nature and duration. The impact of the global health pandemic may be different from that estimated as at the date of approval of these standalone financial statements and the Company will continue to closely monitor any material changes to future economic conditions.

### (b) Employee benefit plans

The cost of the employment benefit plans and their present value are determined using actuarial valuations which involves making various assumptions that may differ from actual developments in the future.

For further details refer note 37.

### (c) Fair value measurement of investments

The fair value of unquoted investments are determined using valuation methods which involves making various assumptions that may differ from actual developments in the future. For further details refer note 42.

# Notes to the Standalone Financial Statements

for the year ended 31 March 2022

## (d) Customer's loyalty programme

Judgement is required to determine the transaction price for the contract. The transaction price could be either a fixed amount of customer consideration or variable consideration with elements such as volume discounts and incentives. Any consideration payable to the customer is adjusted to the transaction price, unless it is a payment for a distinct product or service from the customer.

The Company estimates the fair value of points/awards accrued under the incentive schemes based on application of budgeted incentive payout rate or based on the fair value of the products against which such points/awards could be redeemed. Refer notes 24 and 25 for further details.

## (e) Warranty provisioning

The Company estimates the provision for warranty based on past trend of actual issues of batteries under warranty. As at 31 March 2022, the estimated liability towards warranty amounted to approximately ₹ 207.44 crs (PY: ₹ 214.21 crs). For further details refer note 26.

The provision towards warranty is not discounted as the management, based on past trend, expects to use the provision within twelve months after the Balance Sheet date.

## (f) Provision for litigations and tax disputes

The likelihood of outcome of litigations and tax disputes are estimated by the management based on past experiences, legal advice, other public information etc. For further details, refer note 26.

## 37 Gratuity and Other Post employment Benefit Plans

The Company provides for gratuity, a defined benefit retirement plan ('the Gratuity Plan') covering eligible employees of Company. The Gratuity Plan provides a lump-sum payment to vested employees at retirement, death, incapacitation or termination of employment, of an amount based on the respective employee's salary and the tenure of employment with the Company. Gratuity is funded through a Group managed trust. Trustees administer contributions made to the Trusts and contributions are invested in a scheme with the Life Insurance Corporation of India.

The Company operates defined benefit pension plan for certain categories of employees. These plans are managed through a group managed trust. The Company also operates post retirement medical benefit plan, a defined benefit plan which is unfunded.

Other retirement benefit plans include contribution to provident fund and pension fund (for certain categories of employees).

The trustees of the trust fund are responsible for the overall governance of the plan and to act in accordance with the provisions of the trust deed and rules in the best interests of the plan participants. Each year, the Board of Trustees reviews the level of funding in the respective plans. Such a review includes the asset-liability matching strategy and investment risk management policy. The Board of Trustees decides its contribution based on the results of this annual review.

(₹ in Crores)

Particulars	2021-22			2020-21		
	GRATUITY	PENSION	PRMB	GRATUITY	PENSION	PRMB
	Plan (Benefit )			Plan (Benefit )		
<b>I Expenses recognised in the Statement of Profit &amp; Loss</b>						
1 Current Service Cost	8.93	–	0.03	8.73	–	0.05
2 Interest Cost	7.85	0.25	0.33	7.27	0.26	0.32
3 Expected Return on plan assets	(7.54)	(0.26)	–	(6.68)	(0.14)	–
4 Total	9.24	(0.01)	0.36	9.32	0.12	0.37

# Notes to the Standalone Financial Statements

for the year ended 31 March 2022

## 37 Gratuity and Other Post employment Benefit Plans (Contd..)

(₹ in Crores)

Particulars	2021-22			2020-21		
	GRATUITY	PENSION	PRMB	GRATUITY	PENSION	PRMB
	Plan (Benefit )			Plan (Benefit )		
<b>Expenses recognised in OCI</b>						
5 Actuarial ( Gains ) / Losses	(1.44)	(0.63)	0.06	0.10	0.05	(0.05)
6 Total Expense	7.80	(0.64)	0.42	9.42	0.17	0.32
<b>II Net Asset / ( Liability ) recognised in the Balance Sheet</b>						
1 Present Value of Defined Benefit Obligation	123.87	3.17	5.14	119.80	3.96	4.96
2 Fair Value of Plan Assets	116.08	4.08	–	110.70	3.79	–
3 Net Asset / ( Liability )	(7.79)	0.91	(5.14)	(9.10)	(0.17)	(4.96)
<b>III Change in Obligation during the year</b>						
1 Present Value of Defined Benefit Obligation at the beginning of the year	119.80	3.96	4.96	112.88	3.85	4.93
2 Current Service Cost	8.93	–	0.03	8.73	–	0.05
3 Interest Cost	7.85	0.25	0.33	7.27	0.26	0.32
4 Benefits Paid	(8.83)	(0.43)	(0.24)	(8.70)	(0.10)	(0.29)
5 Actuarial ( Gains ) / Losses						
Arising from changes in experience	(1.84)	(0.60)	–	0.58	(0.04)	(0.02)
Arising from changes in demographic assumptions	–	–	0.15	–	–	–
Arising from changes in financial assumptions	(2.04)	(0.01)	(0.09)	(0.96)	(0.01)	(0.03)
Total	(3.88)	(0.61)	0.06	(0.38)	(0.05)	(0.05)
6 Present Value of Defined Benefit Obligation at the end of the year	123.87	3.17	5.14	119.80	3.96	4.96
<b>IV Change in the Fair Value of Plan Assets during the year</b>						
1 Plan assets at the beginning of the year	110.70	3.79	–	95.04	0.43	–
2 Expected return on plan assets	7.54	0.26	–	6.68	0.14	–
3 Contribution by employer	9.11	0.44	–	18.16	3.42	–
4 Actual Benefits Paid	(8.83)	(0.43)	–	(8.70)	(0.10)	–
5 Actuarial Gains / ( Losses)	(2.44)	0.02	–	(0.48)	(0.10)	–
6 Plan assets at the end of the year	116.08	4.08	–	110.70	3.79	–
7 Actual return on Plan Assets	5.10	0.28	–	6.20	0.04	–
<b>V The major categories of plan assets as a percentage of the fair value of total plan assets</b>						
Investments with insurer	100%	100%	–	100%	100%	–
<b>VI Maturity profile of the defined benefit obligation</b>						
Weighted average duration of the defined benefit obligation	7 & 9 years	3 years	9 years	5 & 9 years	2 years	9 years
Expected benefit payments for the year ending						
Not later than 1 year	6.55	0.66	0.37	9.63	1.01	0.39
Later than 1 year and not later than 5 years	48.34	2.40	1.79	45.77	2.57	1.73
More than 5 years	77.64	0.69	2.40	72.88	0.96	2.17

# Notes to the Standalone Financial Statements

for the year ended 31 March 2022

## 37 Gratuity and Other Post employment Benefit Plans (Contd..)

### VII Actuarial Assumptions

1	Discount Rate	7% p.a (March 31, 2021: 6.8% p.a.)
2	Mortality pre retirement	Indian Assured Lives Mortality (2006-08) (modified) Ult.
3	Mortality post retirement	LIC (1996-98) Ultimate
4	Expected increase in salary	
	– executive staff	10 % p.a (March 31, 2021: 10% p.a.)
	– other management staff	8 % p.a (March 31, 2021: 8% p.a.)
	– non-management staff	5 % p.a (March 31, 2021: 5% p.a.)

**VIII** In 2022-23 the Company expects to contribute ₹ 8.00 crs (2021-22: ₹ 9.00 crs) to gratuity and ₹ Nil (2021-22: ₹ 0.17 crs) to Pension funds.

**IX** Healthcare cost trend rates have no effect on the amounts recognised in the Statement of Profit and Loss, since the benefit is in the form of a fixed amount as per the various grades, which is not subject to change.

**X** The estimates of future salary increases considered in actuarial valuation, take account of inflation, seniority, promotion and other relevant factors, such as supply and demand in the employment market.

**XI** The Company makes contribution to provident fund, superannuation fund and employees' state insurance schemes, which are defined contribution plans. Total contribution to the aforesaid funds during the year aggregated to ₹ 30.43 crs (2020-21 - ₹ 28.93 crs).

**XII** Net asset/(liability) recognised in the Balance Sheet and experience actuarial (gain)/loss on plan assets and liabilities:

(₹ in Crores)

Particulars	2021-22	2020-21
<b>1 Gratuity</b>		
Defined Benefit Obligation	123.87	119.80
Plan Assets	116.08	110.70
Surplus / ( deficit )	(7.79)	(9.10)
Experience (Gain) / loss adjustments on plan liabilities	(1.84)	0.58
Experience Gain / ( loss) adjustments on plan assets	(2.44)	(0.48)
<b>2 Pension</b>		
Defined Benefit Obligation	3.17	3.96
Plan Assets	4.08	3.79
Surplus / ( deficit )	0.91	(0.17)
Experience (Gain) / loss adjustments on plan liabilities	(0.60)	(0.04)
Experience Gain / ( loss) adjustments on plan assets	0.02	(0.10)
<b>3 Post Retirement Medical Benefit</b>		
Defined Benefit Obligation	5.14	4.96
Experience Gain / ( loss) adjustments on plan liabilities	–	(0.02)



# Notes to the Standalone Financial Statements

for the year ended 31 March 2022

## 37 Gratuity and Other Post employment Benefit Plans (Contd..)

XIII The basis of various assumptions used in actuarial valuations and their quantitative sensitivity analysis is as shown below:

(₹ in Crores)

Particulars	March 31, 2022		March 31, 2021	
	<b>Assumptions</b>	<b>Discount rate (a)</b>		<b>Discount rate (a)</b>
Sensitivity level	1% increase	1% decrease	1% increase	1% decrease
Impact on Retiral Benefit	(9.91)	11.34	(9.42)	10.79
<b>Assumptions</b>	<b>Future salary increases (b)</b>		<b>Future salary increases (b)</b>	
Sensitivity level	1% increase	1% decrease	1% increase	1% decrease
Impact on Retiral Benefit	10.31	(9.31)	9.87	(8.86)

(a) Based on interest rates of government bonds

(b) Based on managements estimate

## 38 Commitments and contingencies

(₹ in Crores)

Particulars	March 31, 2022	March 31, 2021
<b>Capital and other commitments</b>		
Commitment for acquisition of fixed assets	507.48	732.46
Commitment for investment	20.70	1.05
	<b>528.18</b>	<b>733.51</b>
<b>Contingent Liabilities</b>		
Guarantees excluding financial guarantees		
Outstanding Bank Guarantees / Indemnity Bonds	55.99	42.42
Claims against the company not acknowledged as debt		
Sales Tax demands	4.96	5.46
Excise Duty demands	4.82	4.82
Income Tax demands	3.05	3.05
Claim from a landlord, an appeal whereby is pending in Hon'ble Bombay High Court	Not Ascertainable	Not Ascertainable
	<b>68.82</b>	<b>55.75</b>

The Company has reviewed all its pending litigations and proceedings and has adequately provided for where provisions are required and disclosed as contingent liabilities where applicable, in its standalone financial statements. The Company does not expect the outcome of these proceedings to have a materially adverse effect on its standalone financial statements. The company does not expect the impact to be material.

# Notes to the Standalone Financial Statements

for the year ended 31 March 2022

## 39 Details of dues to micro and small enterprises as defined under Micro, Small and Medium Enterprises Development Act, 2006 (MSMED Act)

(₹ in Crores)

Particulars	March 31, 2022	March 31, 2021
Principal and interest amount remaining unpaid		
- Principal	149.50	132.65
- Interest	–	–
The amount of interest paid by the Company in terms of Section 16 of the MSMED Act alongwith the amount of the payment made to the supplier beyond the appointed date during the year.	–	–
The amount of the payments made to micro and small suppliers beyond the appointed day during each accounting year.	–	–
The amount of interest due and payable for the period of delay in making payment (which have been paid but beyond the appointed day during the year) but without adding the interest specified under MSMED Act.	–	–
The amount of interest accrued and remaining unpaid at the end of each accounting year.	–	–
The amount of further interest remaining due and payable even in the succeeding years, until such date when the interest dues above are actually paid to the small enterprise, for the purpose of disallowance of a deductible expenditure under section 23 of the MSMED Act.	0.14	0.14

## 40 Related Party Disclosure:

### i) Particulars of related parties :

#### A. Where control exists

- Subsidiaries
  - Chloride Batteries S.E. Asia Pte. Limited, Singapore (CBSEA)
  - Chloride International Limited (CIL)
  - Chloride Power Systems and Solutions Limited (CPSSL)
  - Espex Batteries Limited, UK (Espex)
  - Associated Battery Manufacturers (Ceylon) Ltd , Sri Lanka (ABML)
  - Chloride Metals Limited (CML)
  - Exide Life Insurance Company Limited (ELI) (till December 31, 2021)
  - Exide Leclanche Energy Private Limited (ELEPL)
  - Exide Energy Solutions Limited (EESL) (w.e.f. March 24, 2022)
- Enterprise / Individuals having a direct or indirect control over the Company
  - Chloride Eastern Limited, UK. (CEL)
  - Chloride Eastern Industries Pte Limited, Singapore (CEIL)
  - LIEC Holdings SA, Switzerland
  - Mr. S. B. Raheja

#### B. Where significant influence exists

- Associates
- CSE Solar Sunpark Maharashtra Private Limited (CSSMPL)
  - CSE Solar Sunpark Tamil Nadu Private Limited (CSSTPL)
  - Greenyana Solar Private Limited (GSPL) (till December 29, 2021)

# Notes to the Standalone Financial Statements

for the year ended 31 March 2022

## 40 Related Party Disclosure: (Contd..)

### C. Others

- |  |  |
|--|--|
| 1. Key Management Personnel  | Mr. Bharat D. Shah, Director<br>Mr. R. B. Raheja, Director<br>Mr. G Chatterjee, Whole Time Director (upto April 30, 2021)<br>Mr. Subir Chakraborty, Whole Time Director<br>Mr. Nawshir H. Mirza, Director (upto October 27,2020)<br>Mr. Sudhir Chand, Director<br>Ms. Mona N. Desai, Director<br>Mr. Surin S. Kapadia, Director<br>Mr. A K Mukherjee, Whole Time Director<br>Mr. Arun Mittal, Whole Time Director<br>Mr. Avik Kr. Roy, Whole Time Director (w.e.f. May 1, 2021)<br>Mr. Jitendra Kumar, Company Secretary |
| 2. Name of the Companies / firms / in which Directors / Key Management Personnel have significant influence with whom transactions have happened during the year | Shalini Construction Private Limited (Shalini Construction)<br>Peninsula Estates Private Limited (Peninsula Estates)<br>Raheja QBE General Insurance Company Limited (Raheja QBE)  |
| 3. Employees Trusts where there is significant influence:  | The Chloride Officer's Provident Fund (COPF)<br>The Chloride Employees' Gratuity Fund (CEGF)<br>The Chloride Executive Gratuity Fund (CExGF)<br>The Chloride Pension Fund (CPF)  |

### ii) Details of transactions entered into with the related parties:

(₹ in Crores)

Particulars	Subsidiaries	Enterprise/ Individuals having direct or indirect control	Entities in which individuals with direct/indirect control over the Company have a significant influence or is a member of Key Managerial Personnel	Associate Company	Key Management Personnel	Employees Trust	Total
<b>Purchases of goods/services</b>							
CML	3,334.51	–	–	–	–	–	3,334.51
	(2,140.47)	–	–	–	–	–	(2,140.47)
CPSSL	38.69	–	–	–	–	–	38.69
	(12.05)	–	–	–	–	–	(12.05)
ABML	1.11	–	–	–	–	–	1.11
	–	–	–	–	–	–	–
ELEPL	0.50	–	–	–	–	–	0.50
	–	–	–	–	–	–	–
<b>Total</b>	<b>3,374.81</b>	<b>–</b>	<b>–</b>	<b>–</b>	<b>–</b>	<b>–</b>	<b>3,374.81</b>
	<b>(2,152.52)</b>	<b>–</b>	<b>–</b>	<b>–</b>	<b>–</b>	<b>–</b>	<b>(2,152.52)</b>

# Notes to the Standalone Financial Statements

for the year ended 31 March 2022

## 40 Related Party Disclosure: (Contd..)

(₹ in Crores)

Particulars	Subsidiaries	Enterprise/ Individuals having direct or indirect control	Entities in which individuals with direct/indirect control over the Company have a significant influence or is a member of Key Managerial Personnel	Associate Company	Key Management Personnel	Employees Trust	Total
<b>Purchase of Electricity</b>							
CSSMPL	-	-	-	11.27	-	-	11.27
	-	-	-	(7.87)	-	-	(7.87)
CSSTPL	-	-	-	16.84	-	-	16.84
	-	-	-	(13.53)	-	-	(13.53)
<b>Total</b>	<b>-</b>	<b>-</b>	<b>-</b>	<b>28.11</b>	<b>-</b>	<b>-</b>	<b>28.11</b>
	<b>-</b>	<b>-</b>	<b>-</b>	<b>(21.40)</b>	<b>-</b>	<b>-</b>	<b>(21.40)</b>
<b>Sale of goods</b>							
CBSEA	28.08	-	-	-	-	-	28.08
	(25.65)	-	-	-	-	-	(25.65)
CPSSL	21.72	-	-	-	-	-	21.72
	(16.26)	-	-	-	-	-	(16.26)
ESPEX	91.13	-	-	-	-	-	91.13
	(66.43)	-	-	-	-	-	(66.43)
CML	914.48	-	-	-	-	-	914.48
	(465.34)	-	-	-	-	-	(465.34)
ABML	6.81	-	-	-	-	-	6.81
	(4.60)	-	-	-	-	-	(4.60)
ELEPL	0.01	-	-	-	-	-	0.01
	(1.69)	-	-	-	-	-	(1.69)
<b>Total</b>	<b>1,062.23</b>	<b>-</b>	<b>-</b>	<b>-</b>	<b>-</b>	<b>-</b>	<b>1,062.23</b>
	<b>(579.97)</b>	<b>-</b>	<b>-</b>	<b>-</b>	<b>-</b>	<b>-</b>	<b>(579.97)</b>
<b>Sale of Assets</b>							
ELEPL	0.09	-	-	-	-	-	0.09
	-	-	-	-	-	-	-
<b>Total</b>	<b>0.09</b>	<b>-</b>	<b>-</b>	<b>-</b>	<b>-</b>	<b>-</b>	<b>0.09</b>
	<b>-</b>	<b>-</b>	<b>-</b>	<b>-</b>	<b>-</b>	<b>-</b>	<b>-</b>
<b>Rent and Maintenance Costs</b>							
CIL	0.65	-	-	-	-	-	0.65
	(0.62)	-	-	-	-	-	(0.62)
Shalini Construction	-	-	0.77	-	-	-	0.77
	-	-	(0.71)	-	-	-	(0.71)

# Notes to the Standalone Financial Statements

for the year ended 31 March 2022

## 40 Related Party Disclosure: (Contd..)

(₹ in Crores)

Particulars	Subsidiaries	Enterprise/ Individuals having direct or indirect control	Entities in which individuals with direct/indirect control over the Company have a significant influence or is a member of Key Managerial Personnel	Associate Company	Key Management Personnel	Employees Trust	Total
							Transaction Value
Peninsula Estates	–	–	0.19	–	–	–	0.19
	–	–	(0.18)	–	–	–	(0.18)
<b>Total</b>	<b>0.65</b>	<b>–</b>	<b>0.96</b>	<b>–</b>	<b>–</b>	<b>–</b>	<b>1.61</b>
	<b>(0.62)</b>	<b>–</b>	<b>(0.89)</b>	<b>–</b>	<b>–</b>	<b>–</b>	<b>(1.51)</b>
<b>Insurance Expenses</b>							
Raheja QBE	–	–	–	–	–	–	–
	–	–	(0.01)	–	–	–	(0.01)
<b>Employee Welfare Expenses</b>							
ELI	1.23	–	–	–	–	–	1.23
	(1.22)	–	–	–	–	–	(1.22)
<b>Investments during the year</b>							
CML	13.00	–	–	–	–	–	13.00
	(35.00)	–	–	–	–	–	(35.00)
CPSSL	–	–	–	–	–	–	–
	(5.00)	–	–	–	–	–	(5.00)
ELEPL	85.00	–	–	–	–	–	85.00
	(66.35)	–	–	–	–	–	(66.35)
EESL	0.01	–	–	–	–	–	0.01
	–	–	–	–	–	–	–
CSSMPL	5.16	–	–	–	–	–	5.16
	–	–	–	–	–	–	–
CSSTPL	2.24	–	–	–	–	–	2.24
	–	–	–	–	–	–	–
<b>Total</b>	<b>105.41</b>	<b>–</b>	<b>–</b>	<b>–</b>	<b>–</b>	<b>–</b>	<b>105.41</b>
	<b>(106.35)</b>	<b>–</b>	<b>–</b>	<b>–</b>	<b>–</b>	<b>–</b>	<b>(106.35)</b>
<b>Dividend Income</b>							
ESPEX	1.00	–	–	–	–	–	1.00
	(0.30)	–	–	–	–	–	(0.30)
CML	10.50	–	–	–	–	–	10.50
	(7.86)	–	–	–	–	–	(7.86)
CIL	0.41	–	–	–	–	–	0.41

# Notes to the Standalone Financial Statements

for the year ended 31 March 2022

## 40 Related Party Disclosure: (Contd..)

(₹ in Crores)

Particulars	Subsidiaries	Enterprise/ Individuals having direct or indirect control	Entities in which individuals with direct/indirect control over the Company have a significant influence or is a member of Key Managerial Personnel	Associate Company	Key Management Personnel	Employees Trust	Total
	(0.41)	–	–	–	–	–	(0.41)
<b>Total</b>	<b>11.91</b>	–	–	–	–	–	<b>11.91</b>
	<b>(8.57)</b>	–	–	–	–	–	<b>(8.57)</b>
<b>Technical Assistance Expenses</b>							
CEIL	–	0.12	–	–	–	–	0.12
	–	(0.14)	–	–	–	–	(0.14)
<b>Technical Assistance Income</b>							
ABML	0.49	–	–	–	–	–	0.49
	(0.49)	–	–	–	–	–	(0.49)
<b>Marketing Expenses</b>							
CBSEA	1.76	–	–	–	–	–	1.76
	(1.78)	–	–	–	–	–	(1.78)
ESPEX	0.15	–	–	–	–	–	0.15
	(0.06)	–	–	–	–	–	(0.06)
<b>Total</b>	<b>1.91</b>	–	–	–	–	–	<b>1.91</b>
	<b>(1.84)</b>	–	–	–	–	–	<b>(1.84)</b>
<b>Reimbursement of Expenses received</b>							
EESL	25.73	–	–	–	–	–	25.73
	–	–	–	–	–	–	–
<b>Contributions to employees benefit plans</b>							
COPF	–	–	–	–	–	24.94	24.94
	–	–	–	–	–	(22.58)	(22.58)
<b>Rental Income</b>							
CPSSL	0.05	–	–	–	–	–	0.05
	(0.05)	–	–	–	–	–	(0.05)
<b>Lease Rental</b>							
ELEPL	3.34	–	–	–	–	–	3.34
	(3.34)	–	–	–	–	–	(3.34)

# Notes to the Standalone Financial Statements

for the year ended 31 March 2022

## 40 Related Party Disclosure: (Contd..)

(₹ in Crores)

Particulars	Subsidiaries	Enterprise/ Individuals having direct or indirect control	Entities in which individuals with direct/indirect control over the Company have a significant influence or is a member of Key Managerial Personnel	Associate Company	Key Management Personnel	Employees Trust	Total
<b>Remuneration *</b>							
Short term employee benefits (including commission and sitting fees)	-	-	-	-	15.48	-	15.48
Post retirement benefits	-	-	-	-	(15.71)	-	(15.71)
	-	-	-	-	1.55	-	1.55
	-	-	-	-	(1.62)	-	(1.62)
<b>Total</b>	-	-	-	-	<b>17.03</b>	-	<b>17.03</b>
	-	-	-	-	<b>(17.33)</b>	-	<b>(17.33)</b>

\* Does not include post-employment benefit based on actuarial valuation as this is done for the Company as a whole.

Transaction amount disclosed above are inclusive of tax, wherever applicable.

Figures for the previous year are in brackets.

### iii) Details of amounts due to or due from related parties as at March 31, 2022 and March 31, 2021 are as follows:

(₹ in Crores)

Particulars	As at March 31, 2022	As at March 31, 2021
<b>Trade Payables</b>		
CML	63.81	89.31
CPSSL	3.35	0.06
ELEPL	0.38	-
<b>Trade Receivables</b>		
CBSEA	8.63	10.56
CPSSL	22.53	27.05
CML	131.10	-
ELEPL	0.01	1.69
ESPEX	44.02	35.86
ABML	2.40	1.02
<b>Dividend Receivable</b>		
ESPEX	0.50	-
ABML	0.98	0.98

# Notes to the Standalone Financial Statements

for the year ended 31 March 2022

## 40 Related Party Disclosure: (Contd..)

(₹ in Crores)

Particulars	As at March 31, 2022	As at March 31, 2021
<b>Technical Assistance Income Receivables</b>		
ABML	0.49	0.49
<b>Reimbursement of expenses recoverable</b>		
EESL	25.73	–
<b>Marketing Expenses Payables</b>		
ESPEX	0.12	0.05
<b>Electricity Charges Payables</b>		
CSSMPL	1.07	1.88
CSSTPL	1.71	3.13
<b>Contributions to employees benefit plans payables</b>		
COPF	2.05	1.94
<b>Amounts due to Key Managerial Personnel</b>		
Remuneration to Directors (Short term employee benefits)	10.59	11.23

Notes : (1) Interim dividend for the year 2021-22 amounting to ₹ 78.18 crs was paid during the year (Interim dividend for the year 2020-21 amounting to ₹ 78.18 crs was paid during the previous year) to Chloride Eastern Limited, UK.

### Terms and conditions of transactions with related parties

The sales to and purchases from related parties are made on terms equivalent to those that prevail in arm's length transactions. Outstanding balances at the year-end are unsecured and interest free and settlement occurs in cash.

There have been no guarantees provided or received for any related party receivables or payables. For the year ended March 31, 2022, the Company has not recorded any impairment of receivables relating to amounts owed by related parties (PY: Nil). This assessment is undertaken each financial year through examining the financial position of the related party and the market in which the related party operates.

## 41 Segment Reporting

The Company has identified two operating segments viz, Automotive and Industrial. As per Ind AS - 108, due to similar nature of products, production process, customer types, etc., the two operating segments have been aggregated as single operating segment of "storage batteries and allied products" during the year. The analysis of geographical segments is based on the areas in which customers of the Company are located.

### Geographical Segments

The Company primarily operates in India and therefore the analysis of geographical segment is demarcated into its Indian and Overseas operations as under:



# Notes to the Standalone Financial Statements

for the year ended 31 March 2022

## 41 Segment Reporting (Contd..)

(₹ in Crores)

Particulars	2021-22		
	India	Overseas	Total
Revenue from operations	11,204.70	1,176.99	12,381.69
Non-current assets other than financial assets and Income tax assets	3,167.12	–	3,167.12

(₹ in Crores)

Particulars	2020-21		
	India	Overseas	Total
Revenue from operations	9,311.26	729.58	10,040.84
Non-current assets other than financial assets and Income tax assets	2,983.02	–	2,983.02

The Company is not reliant on revenues from transactions with any single external customer and does not receive 10% or more of its revenues from transactions with any single external customer.

## 42 Financial instruments - Fair values and risk management

### A. Measurement of fair values

A number of the accounting policies and disclosures require the measurement of fair values of assets and liabilities.

The Company has an established control framework with respect to the measurement of fair values. The Management regularly reviews significant unobservable inputs and valuation adjustments. If third party information, such as broker quotes or pricing services, is used to measure fair values, then the Management assesses the evidence obtained from the third parties to support the conclusion that these valuations meet the requirements of Ind AS, including the level in the fair value hierarchy in which the valuations should be classified.

Fair values are categorised into different levels in a fair value hierarchy based on the inputs used in the valuation techniques as follows.

- Level 1: quoted prices (unadjusted) in active markets for identical assets or liabilities.
- Level 2: inputs other than quoted prices included in Level 1 that are observable for the asset or liability, either directly (i.e. as prices) or indirectly (i.e. derived from prices).
- Level 3: inputs for the asset or liability that are not based on observable market data (unobservable inputs).

The Company recognises transfers between levels of the fair value hierarchy at the end of the reporting period during which the change has occurred.

# Notes to the Standalone Financial Statements

for the year ended 31 March 2022



## 42 Financial instruments - Fair values and risk management (Contd..)

### B. Accounting classifications and fair values

The following table shows the carrying amounts and fair values of financial assets and financial liabilities, including their levels in the fair value hierarchy as at 31 March 2022:

Particulars	Note	Carrying amount				Fair value				
		FVTPL	Other financial assets - amortised cost*	FVOCI	Other financial liabilities*	Total carrying amount	Level 1	Level 2	Level 3	Total
<b>Financial assets measured at fair value</b>										
Investments - in mutual funds	10	702.79	-	-	-	702.79	-	702.79	-	702.79
Investments - in equity instruments	4	-	0.01	4,819.29	-	4,819.30	4,692.99	124.75	1.56	4,819.30
		<b>702.79</b>	<b>0.01</b>	<b>4,819.29</b>	<b>-</b>	<b>5,522.09</b>				
<b>Financial assets not measured at fair value</b>										
Trade receivables	5 & 11	-	1,192.47	-	-	1,192.47	-	-	-	-
Cash and cash equivalents (a)	12	-	153.41	-	-	153.41	-	-	-	-
Bank Balances other than (a) above	13	-	7.81	-	-	7.81	-	-	-	-
Loans	6 & 14	-	0.01	-	-	0.01	-	-	-	-
Other financial assets	7 & 15	-	86.85	-	-	86.85	-	-	-	-
		<b>-</b>	<b>1,440.55</b>	<b>-</b>	<b>-</b>	<b>1,440.55</b>				
<b>Financial liabilities not measured at fair value</b>										
Trade payables	19 & 23	-	-	-	1,617.54	1,617.54	-	-	-	-
Other financial liabilities	20 & 24	-	-	-	271.80	271.80	-	-	-	-
Lease liabilities		-	-	-	279.69	279.69	-	-	-	-
		<b>-</b>	<b>-</b>	<b>-</b>	<b>2,169.03</b>	<b>2,169.03</b>				

\* The carrying amount of the Company's financial assets and financial liabilities are reasonable approximation of their fair value

# Notes to the Standalone Financial Statements

for the year ended 31 March 2022

## 42 Financial instruments - Fair values and risk management (Contd..)

The following table shows the carrying amounts and fair values of financial assets and financial liabilities, including their levels in the fair value hierarchy as at 31 March 2021:

Particulars	Note	Carrying amount				Fair value				
		FVTPL	Other financial assets - amortised cost*	FVOCI	Other financial liabilities*	Total carrying amount	Level 1	Level 2	Level 3	Total
<b>Financial assets measured at fair value</b>										
Investments - in mutual funds	10	882.54	-	-	-	882.54	-	882.54	-	882.54
Investments - in equity instruments	4	-	0.01	75.30	-	75.31	14.04	57.65	3.62	75.31
		<b>882.54</b>	<b>0.01</b>	<b>75.30</b>	<b>-</b>	<b>957.85</b>				
<b>Financial assets not measured at fair value</b>										
Trade receivables	5 & 11	-	887.45	-	-	887.45	-	-	-	887.45
Cash and cash equivalents (a)	12	-	82.54	-	-	82.54	-	-	-	82.54
Bank Balances other than (a) above	13	-	8.81	-	-	8.81	-	-	-	8.81
Loans	6 & 14	-	0.03	-	-	0.03	-	-	-	0.03
Other financial assets	7 & 15	-	76.76	-	-	76.76	-	-	-	76.76
		<b>-</b>	<b>1,055.59</b>	<b>-</b>	<b>-</b>	<b>1,055.59</b>				
<b>Financial liabilities not measured at fair value</b>										
Trade payables	19 & 23	-	-	-	1,648.25	1,648.25	-	-	-	1,648.25
Other financial liabilities	20 & 24	-	-	-	225.10	225.10	-	-	-	225.10
Lease liabilities		-	-	-	285.52	285.52	-	-	-	285.52
		<b>-</b>	<b>-</b>	<b>-</b>	<b>2,158.87</b>	<b>2,158.87</b>				

\* The carrying amount of the Company's financial assets and financial liabilities are reasonable approximation of their fair value.

The fair value of investments in unquoted mutual funds and units of venture capital funds is determined by reference to quotes from the financial institutions i.e. Net asset value (NAV) for investments in mutual funds/units of venture capital funds as declared by such financial institutions.

The fair value of equity securities designated as Fair value through other comprehensive income is determined using Level 3 inputs like discounted cash flows, net asset value approach. Significant unobservable inputs comprise long term growth rates, market conditions of the specific industry etc. However, the changes in the fair values due to changes in unobservable inputs will not be material to the financial statements.

# Notes to the Standalone Financial Statements

for the year ended 31 March 2022

## 43 Financial Risk Management Objectives and policies

The Company's financial liabilities comprise capital creditors and trade and other payables. The main purpose of these financial liabilities is to finance the Company's operations. The Company's financial assets include trade and other receivables, cash and cash equivalents and investment.

The Company has a Risk Management Committee that ensures that risks are identified, measured and managed in accordance with Risk Management Policy of the Company. The Board of Directors also review these risks and related risk management policy. The market risks and credit risks are further explained below:

### 1) Market risk

Market risk is the risk that the fair value of future cash flows of a financial instrument will fluctuate because of changes in market prices. Market risk comprises two types of risk: currency risk and other price risk, such as commodity price risk and equity price risk. Financial instruments affected by market risk include investments, trade payables, trade receivables, etc.

#### (i) Foreign currency risk

Foreign currency risk is the risk that the fair value or future cash flows of an exposure will fluctuate because of changes in foreign exchange rates. The Company's exposure to the risk of changes in foreign exchange rates relates primarily to the Company's operating activities. Such foreign currency exposures are not hedged by the Company. The Company has a treasury department which monitors the foreign exchange fluctuations on the continuous basis and advises the management of any material adverse effect on the Company.

#### Foreign currency sensitivity

The following table demonstrates the sensitivity to a reasonably possible change in exchange rates, with all other variables held constant. The impact on the Company's profit before tax is due to changes in the fair value of monetary assets and liabilities.

	Changes in rate (%)	Foreign currency receivable/(payable) (net)	Effect on profit before tax
			(₹ in Crores)
March 31, 2022	5%	227.81	11.39
	-5%		(11.39)
March 31, 2021	5%	99.53	4.98
	-5%		(4.98)

#### (ii) Securities price risk

The Company's listed and non-listed securities are susceptible to market price risk arising from uncertainties about future values of the investment securities. The Company manages the securities price risk through diversification and by placing limits on individual and total securities. Reports on the investment portfolio are submitted to the Company's management on a regular basis. The Company's Board of Directors reviews and approves all investment decisions.

#### Securities price sensitivity

The following table shows the effect of price changes in securities measured at FVTPL

# Notes to the Standalone Financial Statements

for the year ended 31 March 2022

## 43 Financial Risk Management Objectives and policies (Contd..)

(₹ in Crores)

	Changes in price / NAV (%)	Investment	Effect on profit before tax
March 31, 2022	5%	702.79	35.14
	-5%		(35.14)
March 31, 2021	5%	882.54	44.13
	-5%		(44.13)

The following table shows the effect of price changes in quoted securities measured at FVOCI

(₹ in Crores)

	Changes in price / NAV (%)	Investment	Effect on Equity (before tax)
March 31, 2022	5%	4,692.99	234.65
	-5%		(234.65)
March 31, 2021	5%	14.04	0.70
	-5%		(0.70)

### (iii) Commodity price risk

The Company is affected by the price volatility of certain commodities. Its operating activity is manufacturing of batteries and therefore requires supply of lead. Due to significant volatility in the lead price, the Company enters into purchase contract with vendors wherein the prices are linked to the quoted London Metal Exchange rates. Similarly, the Company's selling price of batteries to OEM/institutional customers is linked to such rates. Further, the Company also uses recycled lead which is not directly exposed to LME price movement, thereby reduces the risk of lead price volatility to some extent.

## II) Credit risk

Credit risk is the risk that counterparty will not meet its obligations under a financial instrument or customer contract, leading to a financial loss. The Company is exposed to credit risk from its operating activities (primarily trade receivables). The maximum exposure to credit risk is equal to the carrying value of financial assets.

### Trade receivables

A significant part of the Company's sales are under the 'cash and carry' model which entails no credit risk. For others, an impairment analysis is performed at each reporting date on an individual basis for all the customers. In addition, a large number of minor receivables are grouped into homogenous groups and assessed for impairment collectively. The calculation is based on historical data of credit losses. The maximum exposure to credit risk at the reporting date is the carrying value of trade receivables disclosed in Note 5 and 11 as the Company does not hold collateral as security. The Company has evaluated the concentration of risk with respect to trade receivables as low, as its customers are from several industries.

# Notes to the Standalone Financial Statements

for the year ended 31 March 2022

## 43 Financial Risk Management Objectives and policies (Contd..)

The Company's exposure to credit risk for trade receivables by geographic region is as follows:

(₹ in Crores)

Particulars	Carrying Amount	
	March 31, 2022	March 31, 2021
India	886.62	708.94
Outside India	305.85	178.51
	<b>1,192.47</b>	<b>887.45</b>

The Company's historical experience of collecting receivables and the level of default indicate that credit risk is low and generally uniform across markets; consequently, trade receivables are considered to be a single class of financial assets. All overdue customer balances are evaluated taking into account the age of the dues, specific credit circumstances, the track record of the counterparty etc. Loss allowances and impairment is recognised, where considered appropriate by responsible management.

The movement of the allowance for impairment in trade receivables is as follows:

(₹ in Crores)

Particulars	Expected credit loss	
	March 31, 2022	March 31, 2021
Opening Balance	19.29	20.35
Add: Provisions	2.66	–
Less: Utilisation	5.48	–
Less: Reversals	8.00	1.06
Closing Balance	8.47	19.29

## III) Liquidity risk

Liquidity risk is the risk that the Company will face in meeting its obligations associated with its financial liabilities. The Company's approach in managing liquidity is to ensure that it will have sufficient funds to meet its liabilities when due without incurring unacceptable losses. In doing this, management considers both normal and stressed conditions.

The Company maintained a cautious liquidity strategy, with a positive cash balance throughout the year ended 31 March 2022 and 31 March 2021. Cash flow from operating activities provides the funds to service the financial liabilities on a day-to-day basis.

The Company regularly monitors the rolling forecasts to ensure it has sufficient cash on an on-going basis to meet operational needs. Any short term surplus cash generated, over and above the amount required for working capital management and other operational requirements, is retained as cash and cash equivalents (to the extent required) and any excess is invested in interest bearing term deposits and mutual funds with appropriate maturities to optimise the cash returns on investments while ensuring sufficient liquidity to meet its liabilities.

The following table shows the maturity analysis of the Company's financial liabilities based on contractually agreed undiscounted cash flows along with its carrying value as at the Balance Sheet date.

# Notes to the Standalone Financial Statements

for the year ended 31 March 2022

## 43 Financial Risk Management Objectives and policies (Contd..)

March 31, 2022

(₹ in Crores)

Particulars	Contractual cash flows 1 year or less	More than 1 year	Total Carrying Amount
<b>Liabilities</b>			
Trade payables	1,609.67	7.87	1,617.54
Other financial liabilities	268.88	2.92	271.80
	<b>1,878.55</b>	<b>10.79</b>	<b>1,889.34</b>

The maturity analysis of the Company's lease liabilities based on contractually agreed undiscounted cash flows is given in Note 45.

March 31, 2021

(₹ in Crores)

Particulars	Contractual cash flows 1 year or less	More than 1 year	Total Carrying Amount
<b>Liabilities</b>			
Trade payables	1,641.61	6.64	1,648.25
Other financial liabilities	221.35	3.75	225.10
	<b>1,862.96</b>	<b>10.39</b>	<b>1,873.35</b>

## 44 Capital Management

The Company's objective when managing capital (defined as net debt and equity) is to safeguard the Company's ability to continue as a going concern in order to provide returns to shareholders and benefit for other stakeholders, while protecting and strengthening the balance sheet through the appropriate balance of debt and equity funding. The Company manages its capital structure and makes adjustments to it, in light of changes to economic conditions and strategic objectives of the Company.

## 45 Leases

### A. Leases as lessor

The Company leases out its investment property and some machinery. The Company has classified these leases as operating leases, because they do not transfer substantially all of the risks and rewards incidental to the ownership of the assets. Note 2b sets out information about the operating leases of investment property.

The following table sets out a maturity analysis of lease payments, showing the undiscounted lease payments to be paid after the reporting date.

(₹ in Crores)

Period	March 31, 2022	March 31, 2021
Less than one year	2.83	2.83
One to two years	2.83	2.83
Two to three years	2.83	2.83

# Notes to the Standalone Financial Statements

for the year ended 31 March 2022

## 45 Leases (Contd..)

(₹ in Crores)

Period	March 31, 2022	March 31, 2021
Three to four years	2.83	2.83
Four to five years	2.83	2.83
More than five years	2.83	5.67
	<b>16.98</b>	<b>19.82</b>

## B. Leases as lessee

### i. Short-term / Low-value leases

The Company leases warehouses, office premises and guest houses which are considered to be short-term leases. The Company has elected not to recognise right-of-use assets and lease liabilities for these leases.

The Company leases office and IT equipment which are of low-value. The Company has elected not to recognise right-of-use assets and lease liabilities for the same.

Expenses pertaining to the above short-term and low-value leases recognised in the Statement of Profit and Loss is as follows:

(₹ in Crores)

Particulars	March 31, 2022	March 31, 2021
Expenses relating to short-term leases	46.99	42.68
Expenses relating to leases of low-value assets excluding short-term leases of low value	0.87	0.92
	<b>47.86</b>	<b>43.60</b>
Total cash outflow for leases	78.18	68.00

Lease payments for short-term leases and leases of low-value assets not included in the measurement of the lease liability are classified as cash flows from operating activities.

- ii. Right-of-use and lease liabilities recognised in the financial statements represents the Company's lease of solar power plant facilities for obtaining solar power in its factories. The lease is for a period of 25 years. The consideration for use of solar power plant is variable based on the electricity units generated by the plants and consumed by the Company. Lease liability has been recognised for the minimum guaranteed payment, as set out in the respective power purchase agreements. The future cash outflows to which the lessee is potentially exposed that are not reflected in the measurement of lease liabilities pertaining to variable payments for such power purchase agreements are not expected to be significant.

The following table sets out a maturity analysis of lease payments, showing the undiscounted lease payments to be received after the reporting date.

(₹ in Crores)

Particulars	March 31, 2022	March 31, 2021
Less than one year	30.39	30.32
Between one year and five years	118.49	119.72
More than 5 years	469.39	498.92
	<b>618.27</b>	<b>648.96</b>



# Notes to the Standalone Financial Statements

for the year ended 31 March 2022

## 45 Leases (Contd..)

iii. There are no future cash outflows for leases not yet commenced to which the lessee is committed and potentially exposed.

### iv. Reconciliation of liabilities from financing activities

(₹ in Crores)		
Particulars	March 31, 2022	March 31, 2021
Opening Balance	285.52	28.00
Lease liability recognised during the year	–	262.60
Interest expenses recognised during the year	24.49	19.32
Lease payments reflected in the Statement of Cash Flow	(30.32)	(24.40)
<b>Closing Balance</b>	<b>279.69</b>	<b>285.52</b>

## 46 Details of differences between quarterly returns of current assets filed with banks in comparison with the books of accounts

(₹ in Crores)				
Quarter	Particulars of Securities Provided	Amount as per Books of Accounts	Amount as reported in the quarterly return/ statement *	Amount of Difference **
June 2021	Trade Receivables	839.13	856.03	(16.90)
	Other Assets	263.09	260.29	2.80
September 2021	Trade Payables	1,200.82	1,085.15	115.67
	Trade Receivables	959.68	960.02	(0.34)
	Other Assets	312.68	309.64	3.04
December 2021	Trade Payables	1,773.19	1,630.98	142.21
	Trade Receivables	932.72	987.85	(55.13)
	Other Assets	319.11	316.03	3.08
June 2020	Trade Payables	1,778.76	1,731.92	46.84
	Trade Receivables	623.03	607.18	15.85
	Other Assets	258.15	254.67	3.48
September 2020	Trade Payables	896.95	763.37	133.58
	Trade Receivables	844.55	828.68	15.87
	Other Assets	266.32	262.85	3.47
December 2020	Trade Payables	1,291.70	1,144.55	147.15
	Trade Receivables	905.82	889.74	16.08
	Other Assets	301.82	299.43	2.39
March 2021	Trade Payables	1,270.01	1,123.68	146.33
	Trade Receivables	887.46	887.89	(0.43)
	Other Assets	302.94	300.16	2.78
	Trade Payables	1,648.24	1,539.78	108.46

\* The quarterly return/statement has been submitted to Axis Bank, HDFC Bank, HSBC Bank, ICICI Bank, IndusInd Bank, State Bank of India, Standard Chartered Bank and Yes Bank. For the financial year 2021-22, these have been subsequently rectified.

\*\* Material discrepancies are mainly due to provisions/accruals and reclassifications with trade receivables not considered while submitting details to banks.

# Notes to the Standalone Financial Statements

for the year ended 31 March 2022

## 47 Analytical Ratios

(₹ in Crores)

Particulars	Reference	March 31, 2022	March 31, 2021	% Variance	Reason for change if change more than 25%
<b>A. Current Ratio</b>	(a/b)	1.97	1.90	3.72%	
Current Assets (a)					
Current Liabilities (b)					
<b>B. Return on Equity Ratio</b>	(a/b)	53.53%	11.50%	365.54%	Variance is mainly on account of profit from sale of stake in Exide Life Insurance Company Limited
Profit for the year (a)					
Average shareholder's equity (b)	b = (c+d)/2				
Opening Total equity (c)					
Closing Total equity (d)					
<b>C. Inventory turnover ratio</b>	(a/b)	4.25	3.45	23.16%	
Cost of goods sold (a)					
Average Inventory (b)	b = (c+d)/2				
Opening inventory (c)					
Closing inventory (d)					
<b>D. Trade Receivables turnover ratio</b>	(a/b)	11.88	11.77	0.91%	
Revenue (a)					
Average Trade Receivables (b)	b = (c+d)/2				
Opening Trade Receivables (c)					
Closing Trade Receivables (d)					
<b>E. Trade payables turnover ratio</b>	(a/b)	5.37	5.07	5.91%	
Total Purchases (Net) (a)					
Average Trade Payables (b)	b = (c+d)/2				
Opening Trade Payables (c)					
Closing Trade Payables (d)					
<b>F. Net capital turnover ratio</b>	(a/b)	5.31	4.82	10.30%	
Revenue (a)					
Working Capital (b)	(c-d)				
Current Assets (c)					
Current Liabilities (d)					
<b>G. Net profit ratio</b>	(a/b)	0.38	0.08	401.12%	Variance is mainly on account of profit from sale of stake in Exide Life Insurance Company Limited
Profit for the year after taxes (a)					
Revenue (b)					
<b>H. Return on Capital employed</b>	(a/b)	11.76%	15.23%	-22.76%	
Earnings Before Interest, Tax and Exceptional Item (a)					
Average Capital Employed (b)	b = (c+d)/2				
Opening Capital Employed (c)					
Closing Capital Employed (d)	d = e+f+g-h				
Net Worth (e)					
Total debt and lease liabilities (f)					

# Notes to the Standalone Financial Statements

for the year ended 31 March 2022

## 47 Analytical Ratios (Contd..)

(₹ in Crores)

Particulars	Reference	March 31, 2022	March 31, 2021	% Variance	Reason for change if change more than 25%
Deferred Tax Liability (g)					
Deferred Tax Asset (h)					
<b>I. Debt-Equity Ratio</b>	(a/b)	2.64%	4.14%	-36.33%	Variance due to increase in shareholder's equity on account of profit on sale of stake in Exide Life Insurance Company Limited
Total Debt representing lease liabilities (a)					
Shareholder's Equity (b)					
<b>J. Debt Service Coverage Ratio</b>	(a/f)	116.01	40.26	188.13%	Variance is mainly on account of profit from sale of stake in Exide Life Insurance Company Limited
Earnings available for debt Service (a)	a = b+c+d+e				
Net Profit after Taxes (b)					
Non cash expenses (c)					
Finance cost (d)					
Profit / loss on sale of property, plant & equipments (e)					
Debt Service (f)	f = g+h+i				
Interest Payments (g)					
Lease Payments (h)					
Principal Repayments (i)					
<b>K. Return on investment *</b>	(a/b)	3.41%	3.25%	4.81%	
Net Gain on Investments (a)					
Average cost of Investments based on time weighing factor (b)					

\* For the above disclosure, the Company has considered return on current investments only, as non-current investments are held for long-term strategic purpose and not hence not considered for evaluating return on investment.

## 48 List of subsidiaries and associates of the Company

The Company has following subsidiaries and associates which are accounted at cost in these standalone financial statements of the Company:

Name	Principal place of business	% of ownership interest as on March 31, 2022
<b>Subsidiaries</b>		
Chloride International Limited (CIL)	India	100.00
Chloride Power Systems and Solutions Limited (CPSSL)	India	100.00
Chloride Batteries S. E. Asia Pte. Limited (CBSEA) & its wholly owned subsidiary (Exide Batteries Pvt. Ltd.)	Singapore	100.00
Espex Batteries Limited (ESPEX)	UK	100.00
Associated Battery Manufacturers (Ceylon) Limited (ABML)	Srilanka	61.50
Chloride Metals Limited (CML)	India	100.00
Exide Leclanche Energy Private Limited ( ELEPL)	India	84.90

# Notes to the Standalone Financial Statements

for the year ended 31 March 2022

## 48 List of subsidiaries and associates of the Company (Contd..)

Name	Principal place of business	% of ownership interest as on March 31, 2022
Exide Energy Solutions Limited ( EESL)	India	100.00
<b>Associates</b>		
CSE Solar Sunpark Maharashtra Private Limited	India	27.20
CSE Solar Sunpark Tamilnadu Private Limited	India	27.20

**49** The Board of Directors of the Company in their meeting held on September 3, 2021, and the members of the Company, in the Extraordinary General Meeting held on September 29, 2021, had approved divestment of entire equity shareholding held by the Company in Exide Life Insurance Company Limited (ELIC), a material wholly-owned subsidiary of the Company, in favour of HDFC Life Insurance Company Limited (HLIC), subject to necessary approvals from relevant regulatory/governmental authorities.

The Board of Directors of HLIC, in its meeting held on September 3, 2021, and the members of the HLIC, in the Extraordinary General Meeting held on September 29, 2021, had accorded their approval for acquisition of entire equity shareholding of ELIC, subject to requisite regulatory approvals.

Post receipt of such requisite regulatory approvals, the aforesaid transaction was completed on January 1, 2022, and the Company divested its entire equity shareholding in ELIC in favour of HLIC on that date for the agreed consideration. Resulting net gain on disposal of investments in ELIC has been disclosed as exceptional item in these standalone financial statements.

**50** No funds have been advanced or loaned or invested (either from borrowed funds or share premium or any other sources or kind of funds) by the Company to or in any other person(s) or entity(ies), including foreign entities ("Intermediaries") with the understanding, whether recorded in writing or otherwise, that the Intermediary shall lend or invest in party identified by or on behalf of the Company (Ultimate Beneficiaries). The Company has not received any fund from any party(s) (Funding Party) with the understanding that the Company shall whether, directly or indirectly lend or invest in other persons or entities identified by or on behalf of the funding party ("Ultimate Beneficiaries") or provide any guarantee, security or the like on behalf of the Ultimate Beneficiaries.

**51** The Board of Directors of the Company at its meeting held on 29 March 2022 approved a scheme of amalgamation of Chloride Power Systems & Solutions Limited ("the Transferor Company"), a wholly owned subsidiary, with the Company ("the Transferee Company"). The Company is in the process of filing necessary application to relevant regulatory/government authorities.

As per our report of even date.

**For B S R & Co. LLP**

Chartered Accountants

Firm Registration Number: 101248W/W-100022

Sd/-

**Jayanta Mukhopadhyay**

Partner

Membership No. 055757

Mumbai, May 05, 2022

For and on behalf of Board of Directors of **Exide Industries Limited**

CIN No.: L31402WB1947PLC014919

Sd/-

**Jitendra Kumar**

Company Secretary & President

Legal & Corporate Affairs

ACS No.: 11159

Mumbai, May 05, 2022

Sd/-

**A.K.Mukherjee**

Director- Finance & CFO

DIN: 00131626

Sd/-

**Subir Chakraborty**

Managing Director & CEO

DIN: 00130864



**Consolidated**  
Financial Statements

# Independent Auditors' Report

To the Members of **Exide Industries Limited**

## Report on the Audit of the Consolidated Financial Statements

### Opinion

We have audited the consolidated financial statements of Exide Industries Limited (hereinafter referred to as the "Holding Company") and its subsidiaries (Holding Company and its subsidiaries together referred to as "the Group"), and its associates, which comprise the consolidated balance sheet as at 31 March 2022, and the consolidated statement of profit and loss (including other comprehensive income), consolidated statement of changes in equity and consolidated statement of cash flows for the year then ended, and notes to the consolidated financial statements, including a summary of significant accounting policies and other explanatory information (hereinafter referred to as "the consolidated financial statements").

In our opinion and to the best of our information and according to the explanations given to us, and based on the consideration of reports of the other auditors on separate financial statements of such subsidiaries, and associates as were audited by the other auditors, the aforesaid consolidated financial statements give the information required by the Companies Act, 2013 ("Act") in the manner so required and give a true and fair view in conformity with the accounting principles generally accepted in India, of the consolidated state of affairs of the Group and its associates as at 31 March 2022 of its consolidated profit and other comprehensive loss, consolidated changes in equity and consolidated cash flows for the year then ended.

### Basis for Opinion

We conducted our audit in accordance with the Standards on Auditing (SAs) specified under Section 143(10) of the Act. Our responsibilities under those SAs are further described in the Auditor's Responsibilities for the Audit of the Consolidated Financial Statements section of our report. We are independent of the Group and its associates in accordance with the ethical requirements that are relevant to our audit of the consolidated financial statements in terms of the Code of Ethics issued by the Institute of Chartered Accountants of India and the relevant provisions of the Act, and we have fulfilled our other ethical responsibilities in accordance with these requirements and the Code of Ethics. We believe that the audit evidence obtained by us along with the consideration of reports of the other auditors referred to in paragraph (a) of the "Other Matters" section below, is sufficient and appropriate to provide a basis for our opinion on the consolidated financial statements.

### Key Audit Matters

Key audit matters are those matters that, in our professional judgment and based on the consideration of reports of other auditors on separate financial statements of components audited by them, were of most significance in our audit of the consolidated financial statements of the current period. These matters were addressed in the context of our audit of the consolidated financial statements as a whole, and in forming our opinion thereon, and we do not provide a separate opinion on these matters.

## Description of Key Audit Matter

### Provision for warranties

See note 34 to the consolidated financial statements

#### The key audit matter

The Group provides warranty for sale of its products. The calculation of costs (of repairing and replacing the product which is ascertained to be faulty) in respect of future warranty claims requires application of estimation techniques.

#### How the matter was addressed in our audit

In view of the significance of the matter we applied the following audit procedures in this area, among others, to obtain sufficient appropriate audit evidence:

- Assessed the appropriateness of accounting policy for provision of warranties as per relevant accounting standard;

## Provision for warranties (Contd..)

### The key audit matter

The provision for warranty is computed based on sales volume and historical information about product failures (and consequential repairs and returns), adjusted for the key developments occurring during the year which may affect the liability.

The estimation of warranty provision involves management judgments and estimates as described above. The amount and the disclosures are significant to the consolidated financial statements and hence, we determined this matter to be a key audit matter.

### How the matter was addressed in our audit

- Tested the design, implementation and operating effectiveness of key controls associated with the process of computation of the provision for warranties;
- Evaluated the warranty provision model. This included, inter alia, evaluation of the reasonableness of the relevant assumptions, testing of completeness and accuracy of underlying data (including cost of repairs and returns) and verifying the mathematical accuracy;
- Performed retrospective review of the management estimate by comparing costs incurred during the current financial year to the previously recognised corresponding provision. We also considered the existence of any indicators of significant product defect occurring during the year that would significantly affect the estimates of the year end warranty provision.

## Incentives under customer loyalty programmes

### See note 32 and 33 to the consolidated financial statements

### The key audit matter

The Group gives incentives to its dealers through customer loyalty programmes.

Due to the multitude of schemes and a large variety of contractual terms across the various markets of the Group, the calculation of these incentives is considered to be complex. The amount of such incentive is also significant.

In view of the above, we determined this matter to be a key audit matter.

### How the matter was addressed in our audit

In view of the significance of the matter, we applied the following audit procedures in this area, among others, to obtain sufficient appropriate audit evidence:

- Evaluated the appropriateness of the Group's accounting policy relating to the incentives provided under the customer loyalty programme;
- Tested the design, implementation and operating effectiveness of the Group's controls over computation of incentives and pay out against the corresponding liability;
- Evaluated the model used for estimating the liability including the testing of completeness and accuracy of underlying historical data, assessing developments during the year and review of assumptions used;
- Performed retrospective review of the management's estimate by comparing utilisation of incentives with previously recognised corresponding liability. We also considered the developments during the year that would significantly affect the measurement of the year end incentive liability.

## Disposal of Life Insurance Business – Discontinued Operations

See Note 59 to the consolidated financial statements

The key audit matter	How the matter was addressed in our audit
<p>As detailed in Note 59 of the Consolidated Financial Statements, the Group disposed off its entire shareholding in Exide Life Insurance Company Limited (ELI), a wholly owned subsidiary, resulting into loss of control over the aforesaid subsidiary.</p>	<p>In view of the significance of the matter, we applied the following audit procedures in this area, among others, to obtain sufficient appropriate audit evidence:</p>
<p>In accordance with Ind AS 105 – “Non-Current Assets held for sale and Discontinued Operations”, the aforesaid component has been classified as a discontinued operation in the accompanying consolidated financial statements.</p>	<ul style="list-style-type: none"> <li>• Examined the agreement executed to transfer the shares of ELI. We also verified the minutes of the respective meetings of the Board of Directors and shareholders of the Company and relevant approvals from regulatory authorities pertaining to the aforesaid arrangement.</li> </ul>
<p>We have considered the accounting for this disposal, computation of profit on disposal and the relevant disclosures of discontinuing operations in the Group’s Consolidated financial statements as a key audit matter considering the size of the transaction and significance of the relevant disclosures.</p>	<ul style="list-style-type: none"> <li>• Tested the design, implementation and operating effectiveness of the Group’s controls over computation of profit on disposal and the relevant disclosures of discontinuing operations in the Group’s Consolidated financial statements.</li> <li>• Obtained and relied upon the audited financial statements of ELI for the period from the beginning of the current financial year till the date of loss of control over the subsidiary.</li> <li>• Verified the accounting for loss of control over the subsidiary including the computation of profit arising out of such disposal;</li> <li>• Tested the completeness and accuracy of disclosures made by the management in the consolidated financial statements as required by Ind AS 105 pertaining to the aforesaid transaction.</li> </ul>

## Information Other than the Consolidated Financial Statements and Auditor’s Report Thereon

The Holding Company’s Management and Board of Directors are responsible for the other information. The other information comprises the information included in the Holding Company’s annual report, but does not include the consolidated financial statements and our auditor’s report thereon.

Our opinion on the consolidated financial statements does not cover the other information and we do not express any form of assurance conclusion thereon.

In connection with our audit of the consolidated financial statements, our responsibility is to read the other information and, in doing so, consider whether the other information is materially inconsistent with the consolidated financial statements, or our knowledge obtained in the audit or otherwise appears to be materially misstated. If, based on the work we have performed and based on the work done/ audit report of other auditors, we conclude that there is a material

misstatement of this other information, we are required to report that fact. We have nothing to report in this regard.

## Management’s and Board of Directors’ Responsibilities for the Consolidated Financial Statements

The Holding Company’s Management and Board of Directors are responsible for the preparation and presentation of these consolidated financial statements in term of the requirements of the Act that give a true and fair view of the consolidated state of affairs, consolidated profit/ loss and other comprehensive income, consolidated statement of changes in equity and consolidated cash flows of the Group including its associates in accordance with the accounting principles generally accepted in India, including the Indian Accounting Standards (Ind AS) specified under Section 133 of the Act. The respective Management and Board of Directors of the companies included in the Group and of its associates, are responsible for maintenance of adequate accounting records in accordance with the provisions of the Act for safeguarding the assets of each company and for preventing



and detecting frauds and other irregularities; the selection and application of appropriate accounting policies; making judgments and estimates that are reasonable and prudent; and the design, implementation and maintenance of adequate internal financial controls, that were operating effectively for ensuring accuracy and completeness of the accounting records, relevant to the preparation and presentation of the consolidated financial statements that give a true and fair view and are free from material misstatement, whether due to fraud or error, which have been used for the purpose of preparation of the consolidated financial statements by the Management and Board of Directors of the Holding Company, as aforesaid.

In preparing the consolidated financial statements, the respective Management and Board of Directors of the companies included in the Group and of its associates are responsible for assessing the ability of each company to continue as a going concern, disclosing, as applicable, matters related to going concern and using the going concern basis of accounting unless the respective Board of Directors either intends to liquidate the Company or to cease operations, or has no realistic alternative but to do so.

The respective Board of Directors of the companies included in the Group and of its associates are responsible for overseeing the financial reporting process of each company.

## Auditor's Responsibilities for the Audit of the Consolidated Financial Statements

Our objectives are to obtain reasonable assurance about whether the consolidated financial statements as a whole are free from material misstatement, whether due to fraud or error, and to issue an auditor's report that includes our opinion. Reasonable assurance is a high level of assurance, but is not a guarantee that an audit conducted in accordance with SAs will always detect a material misstatement when it exists. Misstatements can arise from fraud or error and are considered material if, individually or in the aggregate, they could reasonably be expected to influence the economic decisions of users taken on the basis of these consolidated financial statements.

As part of an audit in accordance with SAs, we exercise professional judgment and maintain professional skepticism throughout the audit. We also:

- Identify and assess the risks of material misstatement of the consolidated financial statements, whether due to fraud or error, design and perform audit procedures responsive to those risks, and obtain audit evidence that

is sufficient and appropriate to provide a basis for our opinion. The risk of not detecting a material misstatement resulting from fraud is higher than for one resulting from error, as fraud may involve collusion, forgery, intentional omissions, misrepresentations, or the override of internal control.

- Obtain an understanding of internal control relevant to the audit in order to design audit procedures that are appropriate in the circumstances. Under Section 143(3) (i) of the Act, we are also responsible for expressing our opinion on whether the company has adequate internal financial controls with reference to financial statements in place and the operating effectiveness of such controls.
- Evaluate the appropriateness of accounting policies used and the reasonableness of accounting estimates and related disclosures made by the Management and Board of Directors.
- Conclude on the appropriateness of the Management and Board of Directors use of the going concern basis of accounting in preparation of consolidated financial statements and, based on the audit evidence obtained, whether a material uncertainty exists related to events or conditions that may cast significant doubt on the appropriateness of this assumption. If we conclude that a material uncertainty exists, we are required to draw attention in our auditor's report to the related disclosures in the consolidated financial statements or, if such disclosures are inadequate, to modify our opinion. Our conclusions are based on the audit evidence obtained up to the date of our auditor's report. However, future events or conditions may cause the Group and its associates to cease to continue as a going concern.
- Evaluate the overall presentation, structure and content of the consolidated financial statements, including the disclosures, and whether the consolidated financial statements represent the underlying transactions and events in a manner that achieves fair presentation.
- Obtain sufficient appropriate audit evidence regarding the financial statements/financial information of such entities or business activities within the Group and its associates to express an opinion on the consolidated financial statements. We are responsible for the direction, supervision and performance of the audit of the financial statements of such entities included in the consolidated financial statements of which we are the independent auditors. For the other entities included in the consolidated financial statements, which have

been audited by other auditors, such other auditors remain responsible for the direction, supervision and performance of the audits carried out by them. We remain solely responsible for our audit opinion. Our responsibilities in this regard are further described in paragraph (a) of the section titled "Other Matters" in this audit report.

We communicate with those charged with governance of the Holding Company and such other entities included in the consolidated financial statements of which we are the independent auditors regarding, among other matters, the planned scope and timing of the audit and significant audit findings, including any significant deficiencies in internal control that we identify during our audit.

We also provide those charged with governance with a statement that we have complied with relevant ethical requirements regarding independence, and to communicate with them all relationships and other matters that may reasonably be thought to bear on our independence, and where applicable, related safeguards.

From the matters communicated with those charged with governance, we determine those matters that were of most significance in the audit of the consolidated financial statements of the current period and are therefore the key audit matters. We describe these matters in our auditor's report unless law or regulation precludes public disclosure about the matter or when, in extremely rare circumstances, we determine that a matter should not be communicated in our report because the adverse consequences of doing so would reasonably be expected to outweigh the public interest benefits of such communication.

## Other Matters

(a) We did not audit the financial statements of 7 subsidiaries, whose financial statements reflect total assets (before consolidation adjustments) of ₹ 1,058.61 crores as at 31 March 2022, total revenues (before consolidation adjustments) of ₹ 6,838.91 crores and net cash outflows (before consolidation adjustments) amounting to ₹ 125.81 crores for the year ended on that date, as considered in the consolidated financial statements. The consolidated financial statements also include the Group's share of net loss (and other comprehensive income) of ₹ 0.94 crores for the year ended 31 March 2022, in respect of 3 associates, whose financial statements have not been audited by us. These financial statements have been audited by other auditors whose reports have been furnished to us by

the Management and our opinion on the consolidated financial statements, in so far as it relates to the amounts and disclosures included in respect of these subsidiaries and associates, and our report in terms of sub-section (3) of Section 143 of the Act, in so far as it relates to the aforesaid subsidiaries and associates is based solely on the reports of the other auditors.

Certain of these subsidiaries are located outside India whose financial statements have been prepared in accordance with accounting principles generally accepted in their respective countries and which have been audited by other auditors under generally accepted auditing standards applicable in their respective countries. The Holding Company's management has converted the financial statements of such subsidiaries located outside India from accounting principles generally accepted in their respective countries to accounting principles generally accepted in India. We have audited these conversion adjustments made by the Holding Company's management. Our opinion in so far as it relates to the balances and affairs of such subsidiaries located outside India is based on the reports of other auditors and the conversion adjustments prepared by the management of the Holding Company and audited by us.

(b) The financial statements of 1 subsidiary, whose financial statements reflect total assets (before consolidation adjustments) of ₹ 4.11 crores as at 31 March 2022, total revenues (before consolidation adjustments) of ₹ Nil and net cash inflows (before consolidation adjustments) amounting to ₹ 0.01 crores for the year ended on that date, as considered in the consolidated financial statements, have not been audited either by us or by other auditors. These unaudited financial statements have been furnished to us by the Management and our opinion on the consolidated financial statements, in so far as it relates to the amounts and disclosures included in respect of this subsidiary, and our report in terms of sub-sections (3) of Section 143 of the Act in so far as it relates to the aforesaid subsidiary, is based solely on such unaudited financial statements. In our opinion and according to the information and explanations given to us by the Management, these financial statements are not material to the Group.

Our opinion on the consolidated financial statements, and our report on Other Legal and Regulatory Requirements below, is not modified in respect of the above matters with respect to our reliance on the work done and the reports of the other auditors and the financial statements certified by the Management.

## Report on Other Legal and Regulatory Requirements

1. As required by the Companies (Auditor's Report) Order, 2020 ("the Order") issued by the Central Government of India in terms of Section 143 (11) of the Act, we give in the "Annexure A" a statement on the matters specified in paragraphs 3 and 4 of the Order, to the extent applicable.
  2. (A) As required by Section 143(3) of the Act, based on our audit and on the consideration of reports of the other auditors on separate financial statements of such subsidiaries and associates as were audited by other auditors, as noted in the "Other Matters" paragraph, we report, to the extent applicable, that:
    - a) We have sought and obtained all the information and explanations which to the best of our knowledge and belief were necessary for the purposes of our audit of the aforesaid consolidated financial statements.
    - b) In our opinion, proper books of account as required by law relating to preparation of the aforesaid consolidated financial statements have been kept so far as it appears from our examination of those books and the reports of the other auditors.
    - c) The consolidated balance sheet, the consolidated statement of profit and loss (including other comprehensive income), the consolidated statement of changes in equity and the consolidated statement of cash flows dealt with by this Report are in agreement with the relevant books of account maintained for the purpose of preparation of the consolidated financial statements.
    - d) In our opinion, the aforesaid consolidated financial statements comply with the Ind AS specified under Section 133 of the Act.
    - e) On the basis of the written representations received from the directors of the Holding Company as on 31 March 2022 taken on record by the Board of Directors of the Holding Company and the reports of the statutory auditors of its subsidiary companies and associate companies incorporated in India, none of the directors of the Group companies and its associate companies incorporated in India is disqualified as on 31 March 2022 from being appointed as a director in terms of Section 164(2) of the Act.
- B. With respect to the other matters to be included in the Auditor's Report in accordance with Rule 11 of the Companies (Audit and Auditor's) Rules, 2014, in our opinion and to the best of our information and according to the explanations given to us and based on the consideration of the reports of the other auditors on separate financial statements of the subsidiaries and associates, as noted in the "Other Matters" paragraph:
    - a) The consolidated financial statements disclose the impact of pending litigations as at 31 March 2022 on the consolidated financial position of the Group and its associates. Refer Note 47 to the consolidated financial statements.
    - b) The Group, and its associates did not have any material foreseeable losses on long-term contracts including derivative contracts during the year ended 31 March 2022.
    - c) There has been no delay in transferring amounts to the Investor Education and Protection Fund by the Holding Company or its subsidiary companies and associate companies incorporated in India during the year ended 31 March 2022.
    - d) (i) The management has represented that, to the best of its knowledge and belief, no funds have been advanced or loaned or invested (either from borrowed funds or share premium or any other sources or kind of funds) by the Holding Company or its subsidiary companies, and associate companies incorporated in India to or in any other persons or entities, including foreign entities ("Intermediaries"), with the understanding, whether recorded in writing or otherwise, that the Intermediary shall:
      - f) With respect to the adequacy of the internal financial controls with reference to financial statements of the Holding Company and its subsidiary companies and associate companies incorporated in India and the operating effectiveness of such controls, refer to our separate Report in "Annexure B".

- directly or indirectly lend or invest in other persons or entities identified in any manner whatsoever (“Ultimate Beneficiaries”) by or on behalf of the Holding Company or its subsidiary companies and associate companies incorporated in India or
  - provide any guarantee, security or the like to or on behalf of the Ultimate Beneficiaries.
- (ii) The management has represented, that, to the best of its knowledge and belief, no funds have been received by the Holding Company or its subsidiary companies and associate companies incorporated in India from any persons or entities, including foreign entities (“Funding Parties”), with the understanding, whether recorded in writing or otherwise, that the Holding Company or its subsidiary companies and associate companies incorporated in India shall:
- directly or indirectly, lend or invest in other persons or entities identified in any manner whatsoever (“Ultimate Beneficiaries”) by or on behalf of the Funding Parties or
  - provide any guarantee, security or the like from or on behalf of the Ultimate Beneficiaries.]
- (iii) Based on such audit procedures as considered reasonable and appropriate in the circumstances, nothing has come to our notice that has caused us to believe
- that the representations under sub-clause (d) (i) and (d) (ii) contain any material misstatement.
- e) The dividend declared or paid during the year by the Holding Company and its subsidiary companies and associate companies incorporated in India is in compliance with Section 123 of the Act.
- C. With respect to the matter to be included in the Auditor’s Report under Section 197(16) of the Act:
- In our opinion and according to the information and explanations given to us and based on the reports of the statutory auditors of such subsidiary companies and associate companies incorporated in India which were not audited by us, the remuneration paid during the current year by the Holding Company and its subsidiary companies and associate companies to its directors is in accordance with the provisions of Section 197 of the Act. The remuneration paid to any director by the Holding Company and its subsidiary companies and associate companies is not in excess of the limit laid down under Section 197 of the Act. The Ministry of Corporate Affairs has not prescribed other details under Section 197(16) of the Act which are required to be commented upon by us.
- For **B S R & Co. LLP**  
Chartered Accountants  
Firm’s Registration Number: 101248W/W-100022
- Sd/-  
**Jayanta Mukhopadhyay**  
Partner
- Place: Mumbai  
Date: May 05, 2022
- Membership Number: 055757  
UDIN: 22055757AIKSGB3001

## Annexure A to the Independent Auditor's Report on the consolidated financial statements of Exide Industries Limited for the year ended 31 March 2022

(Referred to in paragraph 1 under 'Report on Other Legal and Regulatory Requirements' section of our report of even date)

The information as required to be furnished under Clause 3(xxi) of paragraph 3 of the Companies (Auditor's Report) Order, 2020 are as follows:

Sr. No.	Name of the entities	CIN	Holding Company/ Subsidiary/ Associate	Clause number of the CARO report which is unfavourable or qualified or adverse
1	Exide Industries Limited	L31402WB1947PLC014919	Holding Company	(ii)(b)
2	Exide Leclanche Energy Private Limited	U74999GJ2018PTC104468	Subsidiary Company	(xvii)
3	Chloride Power Systems & Solutions Limited	U31100WB1980PLC032796	Subsidiary Company	(xvii)

The above does not include comments, if any, in respect of the following entities as the CARO report relating to them has not been issued by its auditor till the date of principal auditor's report:

Name of the entity	CIN	Subsidiary/ Associate
Exide Energy Solutions Limited	U31100WB2022PLC252459	Subsidiary

For **B S R & Co. LLP**  
Chartered Accountants  
Firm's Registration Number: 101248W/W-100022

Sd/-  
**Jayanta Mukhopadhyay**  
Partner

Place: Mumbai  
Date: May 05, 2022

Membership Number: 055757  
UDIN: 22055757AIKSGB3001

## **Annexure B to the Independent Auditors' report on the consolidated financial statements of Exide Industries Limited for the year ended 31 March 2022**

### **Report on the internal financial controls with reference to the aforesaid consolidated financial statements under Clause (i) of Sub-section 3 of Section 143 of the Companies Act, 2013**

(Referred to in paragraph A(f) under 'Report on Other Legal and Regulatory Requirements' section of our report of even date)

#### **Opinion**

In conjunction with our audit of the consolidated financial statements of the Company as of and for the year ended 31 March 2022, we have audited the internal financial controls with reference to consolidated financial statements of Exide Industries Limited (hereinafter referred to as "the Holding Company") and such companies incorporated in India under the Companies Act, 2013 which are its subsidiary companies and its associate companies, as of that date.

In our opinion, the Holding Company and such companies incorporated in India which are its subsidiary companies and its associate companies, have, in all material respects, adequate internal financial controls with reference to consolidated financial statements and such internal financial controls were operating effectively as at 31 March 2022, based on the internal financial controls with reference to consolidated financial statements criteria established by such companies considering the essential components of such internal controls stated in the Guidance Note on Audit of Internal Financial Controls Over Financial Reporting issued by the Institute of Chartered Accountants of India (the "Guidance Note").

#### **Management's Responsibility for Internal Financial Controls**

The respective Company's management and the Board of Directors are responsible for establishing and maintaining internal financial controls with reference to consolidated financial statements based on the criteria established by the respective Company considering the essential components of internal control stated in the Guidance Note. These responsibilities include the design, implementation and maintenance of adequate internal financial controls that were operating effectively for ensuring the orderly and efficient conduct of its business, including adherence to the respective company's policies, the safeguarding of its assets, the prevention and detection of frauds and errors, the accuracy and completeness of the accounting records, and

the timely preparation of reliable financial information, as required under the Companies Act, 2013 (hereinafter referred to as "the Act").

#### **Auditors' Responsibility**

Our responsibility is to express an opinion on the internal financial controls with reference to consolidated financial statements based on our audit. We conducted our audit in accordance with the Guidance Note and the Standards on Auditing, prescribed under section 143(10) of the Act, to the extent applicable to an audit of internal financial controls with reference to consolidated financial statements. Those Standards and the Guidance Note require that we comply with ethical requirements and plan and perform the audit to obtain reasonable assurance about whether adequate internal financial controls with reference to consolidated financial statements were established and maintained and if such controls operated effectively in all material respects.

Our audit involves performing procedures to obtain audit evidence about the adequacy of the internal financial controls with reference to consolidated financial statements and their operating effectiveness. Our audit of internal financial controls with reference to consolidated financial statements included obtaining an understanding of internal financial controls with reference to consolidated financial statements, assessing the risk that a material weakness exists, and testing and evaluating the design and operating effectiveness of the internal controls based on the assessed risk. The procedures selected depend on the auditor's judgement, including the assessment of the risks of material misstatement of the consolidated financial statements, whether due to fraud or error.

We believe that the audit evidence we have obtained and the audit evidence obtained by the other auditors of the relevant subsidiary companies and associate companies in terms of their reports referred to in the Other Matters paragraph below, is sufficient and appropriate to provide a basis for our audit opinion on the internal financial controls with reference to consolidated financial statements.

## Meaning of Internal Financial controls with Reference to Consolidated Financial Statements

A company's internal financial controls with reference to consolidated financial statements is a process designed to provide reasonable assurance regarding the reliability of financial reporting and the preparation of financial statements for external purposes in accordance with generally accepted accounting principles. A company's internal financial controls with reference to consolidated financial statements includes those policies and procedures that (1) pertain to the maintenance of records that, in reasonable detail, accurately and fairly reflect the transactions and dispositions of the assets of the company; (2) provide reasonable assurance that transactions are recorded as necessary to permit preparation of financial statements in accordance with generally accepted accounting principles, and that receipts and expenditures of the company are being made only in accordance with authorisations of management and directors of the company; and (3) provide reasonable assurance regarding prevention or timely detection of unauthorised acquisition, use, or disposition of the company's assets that could have a material effect on the financial statements.

## Inherent Limitations of Internal Financial controls with Reference to consolidated Financial Statements

Because of the inherent limitations of internal financial controls with reference to consolidated financial statements,

including the possibility of collusion or improper management override of controls, material misstatements due to error or fraud may occur and not be detected. Also, projections of any evaluation of the internal financial controls with reference to consolidated financial statements to future periods are subject to the risk that the internal financial controls with reference to consolidated financial statements may become inadequate because of changes in conditions, or that the degree of compliance with the policies or procedures may deteriorate.

## Other Matters

Our aforesaid reports under Section 143(3)(i) of the Act on the adequacy and operating effectiveness of the internal financial controls with reference to consolidated financial statements insofar as it relates to 4 subsidiary companies and 3 associate companies, which are companies incorporated in India, is based on the corresponding reports of the auditors of such companies incorporated in India.

For **B S R & Co. LLP**

Chartered Accountants

Firm's Registration Number: 101248W/W-100022

Sd/-

**Jayanta Mukhopadhyay**

Partner

Place: Mumbai

Date: May 05, 2022

Membership Number: 055757

UDIN: 22055757AIKSGB3001

# Consolidated Balance Sheet

as at 31 March 2022

(₹ in Crores)

Particulars	Note	March 31, 2022	March 31, 2021
<b>I) ASSETS</b>			
<b>1) NON CURRENT ASSETS</b>			
a) Property, plant and equipment	2(a)	3,240.18	2,970.19
b) Capital work-in-progress	2(a)	322.42	379.47
c) Goodwill	4	46.77	581.90
d) Other intangible assets	3(a)	74.28	46.66
e) Intangible assets under development	3(b)	18.52	51.48
f) Reinsurance asset		–	271.20
g) Investment in associates	6(a)	24.56	22.53
h) Financial assets			
(i) Investments			
- Investments of life insurance business	5	–	17,200.59
- Other investments	6(b)	4,822.34	78.29
(ii) Trade receivables	7	0.05	0.08
(iii) Loans	8	0.09	501.97
(iv) Other financial assets	9	25.59	50.83
i) Current tax assets (net)		37.90	54.97
j) Deferred tax assets (net)	29	65.38	9.94
k) Other non-current assets	10	111.28	211.08
		<b>8,789.36</b>	<b>22,431.18</b>
<b>2) CURRENT ASSETS</b>			
a) Inventories	11	2,855.29	2,636.86
b) Financial assets			
(i) Investments			
- Investments of life insurance business	12	–	602.20
- Other investments	13	711.54	903.04
(ii) Trade receivables	14	1,097.85	1,076.20
(iii) Cash and cash equivalents	15	189.11	342.43
(iv) Bank balances other than (iii) above	16	9.88	11.14
(v) Loans	17	0.28	31.84
(vi) Other financial assets	18	53.14	439.25
c) Other current assets	19	204.16	212.97
		<b>5,121.25</b>	<b>6,255.93</b>
		<b>13,910.61</b>	<b>28,687.11</b>
<b>TOTAL ASSETS</b>			
<b>II) EQUITY AND LIABILITIES</b>			
<b>1) EQUITY</b>			
a) Equity share capital	20	85.00	85.00
b) Other equity	21	10,498.74	7,187.27
<b>Equity attributable to owners of the Company</b>		<b>10,583.74</b>	<b>7,272.27</b>
<b>2) NON-CONTROLLING INTEREST</b>	22	40.21	46.22
<b>TOTAL EQUITY</b>		<b>10,623.95</b>	<b>7,318.49</b>



# Consolidated Balance Sheet

as at 31 March 2022

(₹ in Crores)

Particulars	Note	March 31, 2022	March 31, 2021
<b>3) LIABILITIES</b>			
<b>A) NON-CURRENT LIABILITIES</b>			
a) Financial liabilities			
(i) Borrowings	23	82.36	85.58
(ii) Lease liabilities		301.27	341.19
(iii) Trade payables	24		
Total outstanding dues of micro and small enterprises		–	–
Total outstanding dues of creditors other than micro and small enterprises		7.87	7.83
(iv) Other financial liabilities	25	7.52	8.61
b) Provisions	26	61.60	63.96
c) Insurance contract liabilities	27	–	14,577.63
d) Investment contract liabilities	28	–	837.75
e) Deferred tax liabilities (net)	29	8.20	83.10
f) Other non-current liabilities			
(i) Fund for discontinued policies (linked and non-linked)		–	164.22
(ii) Fund for future appropriation (linked and non-linked)		–	393.94
		<b>468.82</b>	<b>16,563.81</b>
<b>B) CURRENT LIABILITIES</b>			
a) Financial liabilities			
(i) Borrowings	30	126.87	52.83
(ii) Lease liabilities		9.01	29.11
(iii) Trade payables	31		
Total outstanding dues of micro and small enterprises		247.96	287.46
Total outstanding dues of creditors other than micro and small enterprises		1,598.37	2,086.21
(iv) Other financial liabilities	32	303.53	341.76
b) Other current liabilities	33	263.46	224.99
c) Provisions	34	268.64	280.60
d) Insurance contract liabilities	35(a)	–	1,361.08
e) Investment contract liabilities	35(b)	–	139.67
f) Current tax liabilities (net)	29	–	1.10
		<b>2,817.84</b>	<b>4,804.81</b>
<b>TOTAL EQUITY AND LIABILITIES</b>		<b>13,910.61</b>	<b>28,687.11</b>
Significant accounting policies	1		

The accompanying notes are an integral part of the Consolidated Financial Statements.  
As per our report of even date.

**For B S R & Co. LLP**

Chartered Accountants

Firm Registration Number: 101248W/W-100022

Sd/-

**Jayanta Mukhopadhyay**

Partner

Membership No. 055757

Mumbai, May 05, 2022

For and on behalf of Board of Directors of **Exide Industries Limited**

CIN No.: L31402WB1947PLC014919

Sd/-

**Jitendra Kumar**

Company Secretary &amp; President

Legal &amp; Corporate Affairs

ACS No.: 11159

Mumbai, May 05, 2022

Sd/-

**A.K. Mukherjee**

Director- Finance &amp; CFO

DIN: 00131626

Sd/-

**Subir Chakraborty**

Managing Director &amp; CEO

DIN: 00130864

# Consolidated Statement of Profit and Loss

for the year ended 31 March 2022

(₹ in Crores)

Particulars	Note	2021-22	2020-21
<b>CONTINUING OPERATIONS</b>			
<b>I) INCOME:</b>			
Revenue from operations	36	12,789.22	10,359.43
Other income	37	62.07	62.48
<b>Total income (I)</b>		<b>12,851.29</b>	<b>10,421.91</b>
<b>II) EXPENSES:</b>			
Cost of materials consumed	38	8,882.49	6,645.50
Purchase of stock-in-trade		63.92	41.77
Changes in inventories of finished goods, work-in-progress and stock-in-trade	39	(269.63)	0.13
Employee benefit expenses	40	906.36	816.58
Other expenses	43	1,806.15	1,492.97
<b>Total expenses (II)</b>		<b>11,389.29</b>	<b>8,996.95</b>
<b>III) Earnings before interest, tax, depreciation and amortisation expenses (I-II)</b>		<b>1,462.00</b>	<b>1,424.96</b>
Finance costs	41	60.93	32.66
Depreciation and amortisation expenses	42	439.52	393.51
<b>IV) Interest, depreciation and amortisation expenses</b>		<b>500.45</b>	<b>426.17</b>
<b>V) Share of loss of equity accounted investees, net of tax</b>		<b>(0.94)</b>	<b>(0.64)</b>
<b>VI) Profit before tax from continuing operations (III-IV+V)</b>		<b>960.61</b>	<b>998.15</b>
<b>VII) Tax expenses:</b>	29		
Current tax [net of reversal of provision for earlier years ₹ 11.57 crs (PY: net of provision for earlier years: ₹ 8.13 crs)]		265.86	291.24
Deferred tax		0.44	(26.52)
		<b>266.30</b>	<b>264.72</b>
<b>VIII) Profit from Continuing Operations (VI-VII)</b>		<b>694.31</b>	<b>733.43</b>
<b>DISCONTINUED OPERATIONS</b>			
<b>IX) Profit from Discontinued Operations before tax</b>		4,437.09	76.24
<b>X) Tax expenses of Discontinued Operations</b>		774.56	6.57
<b>XI) Profit from Discontinued Operations (after tax) (IX-X)</b>	59	<b>3,662.53</b>	<b>69.67</b>
<b>XII) Profit for the year (VIII+XI)</b>		<b>4,356.84</b>	<b>803.10</b>
<b>XIII) Other Comprehensive Income (OCI)</b>			
(i) Other comprehensive income not to be reclassified subsequently to profit or loss:			
a) Re-measurement gain/(loss) on defined benefit plans		(0.18)	0.08
Income tax effect		(0.54)	(0.03)
b) Net gain/(loss) on investment in equity shares/units accounted at fair value		(762.49)	167.57
Income tax effect		97.92	(1.35)

# Consolidated Statement of Profit and Loss

for the year ended 31 March 2022

(₹ in Crores)

Particulars	Note	2021-22	2020-21
(ii) Other comprehensive income to be reclassified subsequently to profit or loss:			
a) Net gain/(loss) on investment in debt securities accounted at fair value		(73.22)	3.61
Income tax effect		–	–
b) Exchange difference on translation of foreign operations		0.25	1.25
Income tax effect		–	–
<b>Other comprehensive income/(loss) for the year</b>		<b>(738.26)</b>	<b>171.13</b>
<b>XIV) Total comprehensive income for the year (XII+XIII)</b>		<b>3,618.58</b>	<b>974.23</b>
Profit/(loss) for the year attributable to:			
Owners of the company		4,366.93	809.90
Non-controlling interests		(10.09)	(6.80)
Other comprehensive income/(loss) attributable to:			
Owners of the company		(738.26)	171.13
Non-controlling interests		–	–
Total comprehensive income/(loss) attributable to:			
Owners of the company		3,628.67	981.03
Non-controlling interests		(10.09)	(6.80)
Earnings per share - Basic and Diluted (Nominal value ₹ 1 per share (PY: ₹ 1 per share))	44		
- for continuing operations		8.29	8.71
- for discontinued operations		43.09	0.82
- for continuing and discontinued operations		51.38	9.53
Significant accounting policies	1		

The accompanying notes are an integral part of the Consolidated Financial Statements.

As per our report of even date.

**For B S R & Co. LLP**

Chartered Accountants

Firm Registration Number: 101248W/W-100022

Sd/-

**Jayanta Mukhopadhyay**

Partner

Membership No. 055757

Mumbai, May 05, 2022

For and on behalf of Board of Directors of **Exide Industries Limited**

CIN No.: L31402WB1947PLC014919

Sd/-

**Jitendra Kumar**

Company Secretary &amp; President

Legal &amp; Corporate Affairs

ACS No.: 11159

Mumbai, May 05, 2022

Sd/-

**A.K. Mukherjee**

Director- Finance &amp; CFO

DIN: 00131626

Sd/-

**Subir Chakraborty**

Managing Director &amp; CEO

DIN: 00130864

# Consolidated Statement of Cash Flows

for the year ended 31 March 2022

(₹ in Crores)

Particulars	2021-22		2020-21	
<b>CONTINUING OPERATIONS</b>				
<b>(A) CASH FLOW FROM OPERATING ACTIVITIES:</b>				
Net profit before tax		960.61		998.15
Adjustment for :				
Depreciation and amortisation	439.52		393.51	
Net profit on sale of investment	(23.61)		–	
Loss on fixed assets sold / discarded (net)	0.02		0.20	
Income from investment including dividend and interest	(8.31)		(26.32)	
(Gain)/loss on fair valuation of financial assets	(7.68)		(2.76)	
Finance costs	60.93		32.66	
Provision for expected credit loss on receivables	(13.42)		2.82	
Share of loss of equity accounted investees, net of tax	0.94		0.64	
		448.39		400.75
<b>Operating cash flow before working capital changes</b>		<b>1,409.00</b>		<b>1,398.90</b>
(Increase) in trade receivables	(159.18)		(64.18)	
(Increase) in inventories	(218.43)		(222.30)	
(Increase) in loans, other financial assets and other assets	(33.06)		(198.84)	
Increase in other financial liabilities, other liabilities and provisions	11.79	(398.88)	695.50	210.18
Cash generated from operations		1,010.12		1,609.08
Direct taxes paid (net of refunds and interest thereon)		(246.12)		(276.63)
<b>Net cash generated from operating activities</b>		<b>764.00</b>		<b>1,332.45</b>
<b>(B) CASH FLOW FROM INVESTING ACTIVITIES:</b>				
Purchase and construction of property, plant and equipment (including intangible assets)	(665.89)		(493.70)	
Proceeds from sale of property, plant and equipment	1.65		2.03	
Acquisition of interest in associates	(7.39)		–	
Disposal of interest in associates	5.25		–	
Net movement in bank deposits	(0.09)		(1.92)	
Purchase of investments	(2,038.34)		(2,385.18)	
Proceeds from sale of investments	2,268.72		1,595.86	
Investment income including dividends and interest	1.57		46.41	
<b>Net cash used in investing activities</b>		<b>(434.52)</b>		<b>(1,236.50)</b>
<b>(C) CASH FLOW FROM FINANCING ACTIVITIES :</b>				
Proceeds from borrowings	134.08		205.25	
Repayment of borrowings	(44.69)		(134.19)	
Dividends paid (including tax)	(170.00)		(170.00)	
Payment of lease liabilities	(33.69)		(26.94)	

# Consolidated Statement of Cash Flows

for the year ended 31 March 2022

(₹ in Crores)

Particulars	2021-22		2020-21	
Interest paid	(35.32)		(13.01)	
<b>Net cash used in financing activities</b>		<b>(149.62)</b>		<b>(138.89)</b>
<b>Net Increase/(decrease) in cash and cash equivalents from Continuing Operations (A+B+C)</b>		<b>179.86</b>		<b>(42.94)</b>
<b>DISCONTINUED OPERATIONS</b>				
<b>(D) CASH FLOW FROM OPERATING ACTIVITIES</b>		(702.75)		930.68
<b>(E) CASH FLOW FROM INVESTING ACTIVITIES</b>		500.85		(843.79)
<b>(F) CASH FLOW FROM FINANCING ACTIVITIES</b>		(22.70)		(31.09)
<b>Net Increase/(decrease) in cash and cash equivalents from Discontinued Operations (D+E+F)</b>		<b>(224.60)</b>		<b>55.80</b>
<b>Net Increase/(decrease) in cash and cash equivalents from Continuing and Discontinued Operations</b>		(44.74)		12.86
Cash and cash equivalents - opening balance		342.43		331.47
Cash and cash equivalents - closing balance		297.69		344.33
Effect of exchange rate changes		(12.11)		(1.90)
Cash and cash equivalents of subsidiary disposed off		96.47		-
<b>Cash and cash equivalents - closing balance (as disclosed in Note 15)</b>		<b>189.11</b>		<b>342.43</b>

The aforesaid Consolidated Statements of Cash Flow has been prepared under the indirect method as set out in IND AS 7- Statement of Cash Flows.

Refer note 56 for reconciliation of liabilities from financing activities.

Significant accounting policies: note 1

The accompanying notes are an integral part of the Consolidated Financial Statements.

As per our report of even date.

**For B S R & Co. LLP**

Chartered Accountants

Firm Registration Number: 101248W/W-100022

Sd/-

**Jayanta Mukhopadhyay**

Partner

Membership No. 055757

Mumbai, May 05, 2022

For and on behalf of Board of Directors of **Exide Industries Limited**

CIN No.: L31402WB1947PLC014919

Sd/-

**Jitendra Kumar**

Company Secretary & President

Legal & Corporate Affairs

ACS No.: 11159

Mumbai, May 05, 2022

Sd/-

**A.K. Mukherjee**

Director- Finance & CFO

DIN: 00131626

Sd/-

**Subir Chakraborty**

Managing Director & CEO

DIN: 00130864

# Consolidated Statement of Changes in Equity

for the year ended 31 March 2022

## A) Equity Share Capital

Particulars	Number		Amount
Equity Shares of ₹ 1 each issued, subscribed and fully paid			
Balance as at April 1, 2020	85,00,00,000		85.00
Changes in equity share capital during the year	—		—
Balance as at March 31, 2021	85,00,00,000		85.00
Changes in equity share capital during the year	—		—
<b>Balance as at March 31, 2022</b>	<b>85,00,00,000</b>		<b>85.00</b>

(₹ in Crores)

## B) Other Equity

Particulars	Attributable to the owners of the company							Non-con-trolling interest	Total Equity	
	Reserves and Surplus			OCI		Debt instru-ments	Total Attributable to the owners of the Company			
	Capital reserve	Securities Premium	Redemption Reserve	Capital Reserve	Retained earnings					Foreign currency translation reserve
<b>Balance as at April 1, 2020</b>	<b>2.89</b>	<b>737.88</b>	<b>0.80</b>	<b>5,383.68</b>	<b>(1.12)</b>	<b>45.46</b>	<b>212.73</b>	<b>6,382.32</b>	<b>46.94</b>	<b>6,429.26</b>
Profit for the year 2020-21	—	—	—	809.90	—	—	—	809.90	(6.80)	803.10
Adjustment for increase in share of EIL in ELEPL	—	—	—	(6.08)	—	—	—	(6.08)	6.08	—
Re-Measurement gains/(losses) on defined benefit plans, net of tax	—	—	—	0.05	—	—	—	0.05	—	0.05
Net (Loss)/ gain on investment in equity shares/ units accounted at Fair Value, net of tax	—	—	—	—	—	166.22	—	166.22	—	166.22
Net (Loss)/ gain on investment in debt securities accounted at Fair Value, net of tax	—	—	—	—	—	—	3.61	3.61	—	3.61
Exchange difference on translation of foreign operations	—	—	—	—	1.25	—	—	1.25	—	1.25
	<b>2.89</b>	<b>737.88</b>	<b>0.80</b>	<b>6,187.55</b>	<b>0.13</b>	<b>211.68</b>	<b>216.34</b>	<b>7,357.27</b>	<b>46.22</b>	<b>7,403.49</b>
<b>Adjustments</b>										
Payment of interim dividend for the year 2020-21 (₹ 2 per share)	—	—	—	(170.00)	—	—	—	(170.00)	—	(170.00)
<b>Balance as at March 31, 2021</b>	<b>2.89</b>	<b>737.88</b>	<b>0.80</b>	<b>6,017.55</b>	<b>0.13</b>	<b>211.68</b>	<b>216.34</b>	<b>7,187.27</b>	<b>46.22</b>	<b>7,233.49</b>
Profit from continuing operations for the year 2021-22	—	—	—	704.40	—	—	—	704.40	(10.09)	694.31
Profit from Discontinued Operations for the year 2021-22	—	—	—	3,662.53	—	—	—	3,662.53	—	3,662.53
Adjustment for increase in share of EIL in ELEPL	—	—	—	(4.08)	—	—	—	(4.08)	4.08	—
Re-Measurement gains/(losses) on defined benefit plans, net of tax	—	—	—	(0.72)	—	—	—	(0.72)	—	(0.72)
Net (loss)/gain on investment in equity shares/units accounted at Fair Value, net of tax	—	—	—	—	—	(664.57)	—	(664.57)	—	(664.57)
Net (loss)/gain on investment in debt securities accounted at Fair Value, net of tax	—	—	—	—	—	—	(73.22)	(73.22)	—	(73.22)
Accumulated gain recognised in OCI transferred to retained earnings/ profit & loss on disposal of discontinued operations	—	—	—	338.17	—	(338.17)	(143.12)	(143.12)	—	(143.12)
Exchange difference on translation of foreign operations	—	—	—	—	0.25	—	—	0.25	—	0.25
	<b>2.89</b>	<b>737.88</b>	<b>0.80</b>	<b>10,717.85</b>	<b>0.38</b>	<b>(791.06)</b>	<b>—</b>	<b>10,668.74</b>	<b>40.21</b>	<b>10,708.95</b>

(₹ in Crores)

# Consolidated Statement of Changes in Equity

for the year ended 31 March 2022

(₹ in Crores)

Particulars	Attributable to the owners of the company					Non-con-trolling interest	Total Equity
	Reserves and Surplus	OCI	Total	Debt	Total		
	Capital Securities Premium	Retained earnings Reserve	Foreign currency translation reserve	Investments in equity shares / units at fair value	Attributable to the owners of the Company		
<b>Adjustments</b>							
Payment of interim dividend for the year 2021-22 (₹ 2 per share)	-	-	-	-	-	-	(170.00)
<b>Balance as at March 31, 2022</b>	<b>2.89</b>	<b>737.88</b>	<b>0.80</b>	<b>10,547.85</b>	<b>0.38</b>	<b>(791.06)</b>	<b>10,498.74</b>
							<b>40.21</b>
							<b>10,538.95</b>

## Description of the components of the other equity

### Capital reserve

Capital reserve created on consolidation.

### Securities premium

Premium received on equity shares issued are recognised in the securities premium.

### Capital redemption reserve

The Group has created the reserve on account of buy back of shares from minority shareholders of a Component.

### Retained earnings

Retained earnings are profits that the Company has earned till date, less dividends or other distributions paid to the shareholders. It also includes remeasurement gain/loss of defined benefit plans.

### Foreign currency translation reserve (FCTR)

Exchange differences on translating the financial statements of foreign operations.

### Other comprehensive income (OCI)

Changes in fair value of equity and debt instruments designated at FVOCI are recorded in other comprehensive income.

Significant accounting policies: note 1

The accompanying notes are an integral part of the Consolidated Financial Statements.

As per our report of even date.

### For B S R & Co. LLP

Chartered Accountants

Firm Registration Number: 101248W/W-100022

Sd/-

**Jayanta Mukhopadhyay**

Partner

Membership No. 055757

Mumbai, May 05, 2022

Sd/-

**Jitendra Kumar**

Company Secretary & President

Director- Finance & CFO

Legal & Corporate Affairs

ACS No.: 11159

Mumbai, May 05, 2022

Sd/-

**A.K. Mukherjee**

Managing Director & CEO

DIN: 00130864

DIN: 00130864

Sd/-

**Subir Chakraborty**

Managing Director & CEO

DIN: 00130864

DIN: 00130864

For and on behalf of Board of Directors of **Exide Industries Limited**

CIN No.: L31402WB1947PLC014919

# Notes to the Consolidated Financial Statements

for the year ended 31 March 2022

## Corporate Information

The Consolidated financial statements comprise financial statements of Exide Industries Limited (the Holding company) and its subsidiaries (collectively, the Group) and its associates as at and for the year ended 31 March 2022. The Company is a public company domiciled in India and is incorporated under the provisions of the Companies Act, 2013. Its shares are listed on three recognised stock exchanges in India. The registered office of the company is located at Exide House, 59E Chowringhee Road, Kolkata, 700020. The Holding Company is primarily engaged in the manufacturing of Storage Batteries and allied products in India.

## Basis of preparation

These consolidated financial statements have been prepared in accordance with Indian Accounting Standards (Ind AS) as per the Companies (Indian Accounting Standards) Rules, 2015 notified under Section 133 of Companies Act, 2013, (the 'Act') and other relevant provisions of the Act.

The consolidated financial statements were authorised for issue by the Holding Company's Board of Directors on 05 May 2022.

These consolidated financial statements are presented in Indian Rupees (INR), which is also the Group's functional currency. All amounts have been rounded-off to the nearest crore, unless otherwise indicated.

The consolidated financial statements have been prepared on the historical cost basis except for:

- Certain financial assets and liabilities, which are measured at fair value.
- Net defined employee benefit asset / (liability), which are measured at Fair Value of plan assets less present value of defined benefit obligations.

## 1. Significant accounting policies

### a. Property, plant and equipment

Property, plant and equipment is stated at cost, net of accumulated depreciation and accumulated impairment losses, if any.

Cost of an item of property, plant and equipment comprises its purchase price, including import duties and non-refundable purchase taxes, after deducting trade discounts and rebates, any directly attributable cost of bringing the item to its working condition for its intended use and estimated costs of dismantling and removing the item and restoring the site on which it is located.

The cost of a self-constructed item of property, plant and equipment comprises the cost of materials and direct labor, any other costs directly attributable to bringing the item to working condition for its intended use, and estimated costs of dismantling and removing the item and restoring the site on which it is located.

If significant parts of an item of property, plant and equipment have different useful lives, then they are accounted for as separate items (major components) of property, plant and equipment.

Subsequent expenditure is capitalised only if it is probable that the future economic benefits associated with the expenditure will flow to the Group and the cost can be measured reliably. The carrying amount of any component accounted for as a separate asset is derecognised when replaced.

Any gain or loss on disposal of an item of property, plant and equipment is recognised in Statement of Profit and Loss.

Refer Note 2(a) to the Consolidated Financial Statements.

### b. Depreciation

Depreciation is calculated on cost of items of property, plant and equipment less their estimated residual values over their estimated useful lives using the straight-line method and is generally recognised in the Statement of Profit and Loss. Assets acquired under finance leases are depreciated over the shorter of the lease term and their useful lives unless it is reasonably certain that the Group will obtain ownership by the end of the lease term.

The estimated useful lives of items of property, plant and equipment are as follows:



# Notes to the Consolidated Financial Statements

for the year ended 31 March 2022

Particular	Useful economic life
Buildings	28.5 / 58.5 years
Plant and machinery (including electrical installation)	10/15 years
Moulds	8.5 years
Furniture and fittings	10 years
Office equipment	5 years
Vehicles	6 years
Computers	3 to 6 years

Based on technical assessment done by experts and management's estimate,

- (i) the useful life of factory buildings, other buildings, moulds and vehicles are different than those indicated in Schedule II to the Companies Act, 2013,
- (ii) residual value of plant & machinery including electrical installation, moulds and computers has been considered to be 2% of the cost. For buildings, office equipment, furniture & fittings and vehicles, residual value has been estimated at 5% of the cost.

Depreciation method, useful lives and residual values are reviewed at each financial year-end and adjusted if appropriate. Based on technical evaluation, the management believes that its estimates of useful lives as given above best represent the period over which management expects to use these assets.

Depreciation on additions (disposals) is provided on a pro-rate basis i.e. from (upto) the date on which asset is ready for use (disposed of).

Refer Note 42 to the Consolidated Financial Statements

## c. Goodwill, Other Intangible assets and Amortisation

Goodwill is stated at cost less impairment losses, where applicable. Impairment loss, if any, to the extent the carrying amount exceed the recoverable amount is charged off to the Statement of Profit and Loss as it arises and is not reversed. For impairment testing, goodwill is allocated to Cash Generating Unit (CGU) or group of CGUs to which it relates, which is not larger than an operating segment, and is monitored for internal management purposes

Other acquired intangible assets are initially measured at cost and subsequently at cost less accumulated amortisation and accumulated impairment loss, if any. Subsequent expenditure is capitalised only when it increases the future economic benefits embodied in the specific asset to which it relates. All other expenditures are recognised in profit or loss as incurred.

Research costs are expensed as incurred.

Development expenditure is capitalized as part of the cost of the resulting intangible asset only if the expenditure can be measured reliably, the product or process is technically end commercially feasible, future economic benefits are probable. end the Group intends to and has sufficient resources to complete development and to use or cell the asset. Otherwise. it is recognised in the Statement of profit and loss as incurred.

The amortisation of an intangible asset with a finite useful life begins when the asset is available for use - i.e. when it is in the location and condition necessary for it to be capable of operating in the manner intended by management. Amortisation of intangible assets that is to be used in conjunction with other assets commences, once the asset group as a whole is ready to commence operations. Such Intangible assets are recorded as "intangible assets under development" till the time they are not available for use.

Subsequent to the initial recognition, the intangible asset is measured at cost, less any accumulated amortisation and accumulated impairment losses.

Amortisation is calculated to write off the cost of intangible assets less their estimated residual values over their estimated useful lives using the straight-line method and is included in depreciation and amortisation in the Statement of Profit and Loss.

The estimated useful lives are as follows:

Particular	Useful economic life
Computer Software / Trademark/ Technical Knowhow	5 years

Amortisation method, useful lives and residual values are reviewed at each financial year-end and adjusted if appropriate.

Refer Note 3, 4 and 42 to the Consolidated Financial Statements.

# Notes to the Consolidated Financial Statements

for the year ended 31 March 2022

## d. Borrowing costs

Borrowing costs are interest and other costs (including exchange differences relating to foreign currency borrowings to the extent that they are regarded as an adjustment to interest costs) incurred in connection with the borrowing of funds. Borrowing costs directly attributable to the acquisition, construction or production of an asset that necessarily takes a substantial period of time to get ready for its intended use are capitalised as part of the cost of the asset. All other borrowing costs are expensed in the period in which they occur.

## e. Inventories

Inventories are valued at the lower of cost and net realisable value.

Costs incurred in bringing each product to its present location and condition are accounted for as follows:

- (i) Raw materials and Components, Stores, Spares parts, loose tools etc: These are valued at weighted average cost. Cost includes cost of purchase and other costs incurred in bringing the inventories to their present location and condition. Raw materials, components and other supplies held for use in the production of finished products are not written down below cost except in cases where material prices have declined and it is estimated that the cost of the finished products will exceed their net realisable value.
- (ii) Finished goods and work-in-progress: These are valued at lower of cost and net realisable value. Cost includes an appropriate share of production overheads based on the normal operating capacity.
- (iii) Stock-in-trade: These are valued at lower of cost and net realisable value. Cost includes cost of purchase and other costs incurred in bringing the inventories to their present location and condition. Cost is determined on weighted average basis.

Net realisable value is the estimated selling price in the ordinary course of business, less estimated costs to completion and the estimated costs necessary to sell them.

Refer Note 11 to the Consolidated Financial Statements.

## f. Provisions

A provision is recognised if, as a result of a past event, the Group has a present legal or constructive obligation that can be estimated reliably, and it is probable that an outflow of economic benefits will be required to settle the obligation. If the effect of the time value of money is material, provisions are determined by discounting the expected future cash flows (representing the best estimate of the expenditure required to settle the present obligation at the balance sheet date) at a pre-tax rate that reflects current market assessments of the time value of money and the risks specific to the liability. The unwinding of the discount is recognised as finance cost. Expected future operating losses are not provided for.

Refer Notes 26 and 34 to the Consolidated Financial Statements.

## g. Employee benefits

### (i) Short term employee benefits

Short-term employee benefit obligations are measured on an undiscounted basis and are expensed as the related service is provided. A liability is recognised for the amount expected to be paid e.g., under short-term cash bonus, if the Group has a present legal or constructive obligation to pay this amount as a result of past service provided by the employee, and the amount of obligation can be estimated reliably.

### (ii) Post-retirement benefits

Post-retirement benefits to employees can either be through defined contribution plans or defined benefit plans.

A defined contribution plan is a post-employment benefit plan under which an entity pays fixed contributions into a separate entity and will have no legal or constructive obligation to pay further amounts. The Group makes specified monthly contributions towards Government administered provident fund and pension schemes.

The Group recognizes contribution payable to the provident fund scheme as an expense, when an employee renders the related service.

# Notes to the Consolidated Financial Statements

for the year ended 31 March 2022

A defined benefit plan is a post-employment benefit plan other than a defined contribution plan.

The Group operates the following defined benefit plans:

- (a) Defined benefit gratuity plan, which requires contributions to be made to a separately administered fund and
- (b) Post-retirement medical benefit plan which is unfunded.

The calculation of defined benefit obligation is performed annually by a qualified actuary using the projected unit credit method.

Re-measurements of the net defined benefit liability, which comprise actuarial gains and losses, the return on plan assets (excluding interest) and the effect of the asset ceiling (if any, excluding interest), are recognised in OCI. The Group determines the net interest expense (income) on the net defined benefit liability (asset) for the period by applying the discount rate used to measure the defined benefit obligation at the beginning of the annual period to the then-net defined benefit liability (asset), taking into account any changes in the net defined benefit liability (asset) during the period as a result of contributions and benefit payments. Net interest expense and other expenses related to defined benefit plans are recognised in the Statement of Profit and Loss.

When the benefits of a plan are changed or when a plan is curtailed, the resulting change in benefit that relates to past service ('past service cost' or 'past service gain') or the gain or loss on curtailment is recognised immediately in profit or loss. The Group recognises gains and losses on the settlement of a defined benefit plan when the settlement occurs.

Pension liability is split into a defined benefit portion and a defined contribution portion. The part of the liability towards pension plan upto 31st March 2003 for employees as on that date is in the nature of defined benefit plan. From 1st April 2003, the pension remains as a defined contribution liability. The Defined benefit portion is provided for on the basis of an actuarial valuation done at the end of

each financial year. The contributions towards defined contribution are charged to Statement of Profit and Loss of the year when the employee renders the service.

The current and non-current bifurcation is done as per Actuarial report.

## (iii) Other long-term employee benefits

The Group's net obligation in respect of long-term employee benefits other than post-employment benefits is the amount of future benefit that employees have earned in return for their service in the current and prior periods; that benefit is discounted to determine its present value, and the fair value of any related assets is deducted. The obligation is measured on the basis of an annual Independent actuarial valuation using the projected unit credit method. Re-measurements gains or losses are recognised in profit or loss in the period in which they arise.

Refer Notes 26, 34, 40 and 46 to the Consolidated Financial Statements.

## h. Foreign Currency

Transactions in foreign currencies are translated into the functional currency of the Group at the exchange rates at the dates of the transactions or an average rate if the average rate approximates the actual rate at the date of the transaction.

Monetary assets and liabilities denominated in foreign currencies are translated into the functional currency at the exchange rate at the reporting date. Non-monetary assets and liabilities that are measured based on historical cost in a foreign currency are translated at the exchange rate at the date of the transaction. Exchange differences are recognised in the Statement of Profit and Loss.

## i. Revenue Recognition

The Group's non-insurance segment earns revenue primarily from sale of batteries and HUPS.

### Sale of products and rendering of services

At contract inception, Group assess the goods or services promised in a contract with a customer and identify as

# Notes to the Consolidated Financial Statements

for the year ended 31 March 2022

a performance obligation each promise to transfer to the customer. Revenue is recognised upon transfer of control of promised products or services to customers in an amount of the transaction price that is allocated to that performance obligation and that reflects the consideration which the Group expects to receive in exchange for those products or services.

The Group considers the terms of the contract and its customary business practices to determine the transaction price. The transaction price is the amount of consideration to which an entity expects to be entitled in exchange for transferring promised goods or services to a customer net of returns, excluding amounts collected on behalf of third parties (for example, taxes) and excluding discounts and incentives, as specified in the contract with customer.

With respect to sale of products and rendering of certain services revenue is recognised at a point in time when the performance obligation is satisfied and the customer obtains the control of goods or services. There is no significant financing components involved on contract with customers. Invoices are usually payable within the credit period as agreed with respective customers.

Revenue from certain services are generated over a period of time, during which services are rendered based on contractual milestones. Revenue recognition takes place when a milestone is completed.

The Group recognises revenue only when it is probable that it will collect the consideration to which it will be entitled in exchange for the goods or services that will be transferred to the customer.

## Customer Loyalty programme

The Group has a customer loyalty programme for selected customers. The Group grants credit points to those customers as part of a sales transaction which allows them to accumulate and redeem those credit points.

The Group allocates a portion of the consideration received to loyalty points. This allocation is based on the relative stand-alone selling prices. The amount allocated to the loyalty programme is deferred, and is recognised as revenue when loyalty points are redeemed or the

likelihood of the customer redeeming the loyalty points becomes remote.

The deferred revenue is included in contract liability.

## Warranty

The Group provides only assurance types warranty in conjunction with sale of product and hence same is not considered as separate performance obligation.

Refer Note 32, 33, 34, 36 and 43 to the Consolidated Financial Statements.

## j. Income Taxes

Income tax comprises current and deferred tax. It is recognised in profit or loss except to the extent that it relates to a business combination or to an item recognised directly in equity or in other comprehensive income.

Current tax comprises the expected tax payable or receivable on the taxable income or loss for the year and any adjustment to the tax payable or receivable in respect of previous years. The amount of current tax reflects the best estimate of the tax amount expected to be paid or received after considering the uncertainty, if any, related to income taxes. It is measured using tax rates (and tax laws) enacted or substantively enacted by the reporting date.

Current tax assets and current-tax liabilities are offset only if there is a legally enforceable right to set off the recognised amounts, and it is intended to realise the asset and settle the liability on a net basis or simultaneously.

Deferred tax is recognised on temporary differences between the tax bases and accounting bases of assets and liabilities at the tax rates and laws that have been enacted or substantively enacted at the Balance Sheet date.

Deferred tax assets are recognised to the extent that it is probable that taxable profit will be available against which the deductible temporary differences can be utilised. The carrying amount of deferred tax assets is reviewed at each Balance Sheet date and reduced to the extent that it is no longer probable that sufficient taxable profit will be available to allow all or part of the

# Notes to the Consolidated Financial Statements

for the year ended 31 March 2022

deferred tax asset to be utilised. Unrecognised deferred tax assets are re-assessed at each reporting date and are recognised to the extent that it has become probable that future taxable profits will allow the deferred tax asset to be recovered.

Deferred tax assets and liabilities are offset if there is a legally enforceable right to offset current tax Liabilities and assets, and they relate to income taxes levied by the same tax authority on the same. Taxable entity, or on different tax entities, but they intend to settle current tax liabilities and assets on a Net basis or their tax assets and liabilities will be realised simultaneously.

For items recognised in OCI or equity, deferred / current tax is also recognised in OCI or equity.

Refer Notes 29 to the Consolidated Financial Statements.

## k. Leases

### The Group as a lessee

The Group assesses whether a contract contains a lease as per the requirements of Ind AS 116 "Leases" at inception of a contract. A contract is, or contains, a lease if the contract conveys the right to control the use of an identified asset for a period in exchange for consideration. To assess whether a contract conveys the right to control the use of an identified asset, the Group assesses whether: (i) the contract involves the use of an identified asset (ii) the Group has substantially all of the economic benefits from use of the asset through the period of the lease and (iii) the Group has the right to direct the use of the asset.

The Group recognizes a right-of-use asset ("ROU") and a lease liability at the lease commencement date, except for leases with a term of twelve months or less (short-term leases) and low value leases. For these short-term and low value leases, the Group recognizes the lease payments as an operating expense on a straight-line basis over the term of the lease.

Certain lease arrangements include the options to extend or terminate the lease before the end of the lease term. ROU assets and lease liabilities includes these options when it is reasonably certain that they will be exercised.

The right-of-use asset is initially measured at cost, which comprises the initial amount of the lease liability

adjusted for any lease payments made at or before the commencement date, plus any initial direct costs incurred and an estimate of costs to dismantle and remove the underlying asset or to restore the underlying asset or the site on which it is located, less any lease incentives received. The right-of-use asset is subsequently depreciated using the straight-line method from the commencement date to the end of the lease term, unless the lease transfers ownership of the underlying asset to the Group by the end of the lease term or the cost of the right-of-use asset reflects that the Group will exercise a purchase option. In that case the right-of-use asset will be depreciated over the useful life of the underlying asset, which is determined on the same basis as those of property and equipment. In addition, the right-of-use asset is periodically reduced by impairment losses, if any, and adjusted for certain remeasurements of the lease liability.

The lease liability is initially measured at the present value of the lease payments that are not paid at the commencement date, discounted using the incremental borrowing rate of the Group. Lease liabilities are remeasured with a corresponding adjustment to the related right of use asset if the Group changes its assessment if whether it will exercise an extension or a termination option.

### The Group as a lessor

When the Group acts as a lessor, it determines at lease inception whether each lease is a finance lease or an operating lease. Whenever the terms of the lease transfer substantially all the risks and rewards of ownership to the lessee, the contract is classified as a finance lease. All other leases are classified as operating leases.

For operating leases, rental income is recognized on a straight basis over the term of the relevant lease.

Refer Note 2(a), 41, 42 and 54 to the Consolidated financial statements.

## l. Earnings per share

Earnings per share is calculated by dividing the net profit or loss before OCI for the year by the weighted average number of equity shares outstanding during the year. For the purpose of calculating diluted earnings per share, the net profit or loss before OCI for the period attributable to

# Notes to the Consolidated Financial Statements

for the year ended 31 March 2022

equity shareholders and the weighted average number of shares outstanding during the period are adjusted for the effects of all dilutive potential equity shares.

Refer Note 44 to the Consolidated Financial Statements.

## m. Contingent Liabilities

A contingent liability is a possible obligation that arises from past events whose existence will be confirmed by the occurrence or non-occurrence of one or more uncertain future events beyond the control of the Group or a present obligation that is not recognized because it is not probable that an outflow of resources will be required to settle the obligation. The Group does not recognize a contingent liability but discloses its existence in the financial statements.

Refer Note 47 to the Consolidated Financial Statements.

## n. Financial instruments

### Recognition and initial measurement

Trade receivables and debt securities issued are initially recognised when they are originated. All other financial assets and financial liabilities are initially recognised when the Group becomes a party to the contractual provisions of the instrument.

A financial asset or financial liability is initially measured at fair value plus, for an item not at fair value through profit and loss (FVTPL), transaction costs that are directly attributable to its acquisition or issue.

### Classification and subsequent measurement

On initial recognition, a financial asset is classified as measured at amortised cost; Fair value through other comprehensive income (FVOCI) – equity investment; or FVTPL. Financial assets are not reclassified subsequent to their initial recognition, except if and in the period the Group changes its business model for managing financial assets.

A financial asset is measured at amortised cost if it meets both the conditions and is not designated as at FVTPL: (i) The asset is held within a business model whose objective is to hold assets to collect contractual cash flows; and (ii) the contractual terms of the financial asset give rise on specified dates to cash flows that are

solely payments of principal and interest on the principal amount outstanding.

On initial recognition of an equity investment that is not held for trading, the Group may irrevocably elect to present subsequent changes in the investment's fair value in OCI (designated as FVOCI – equity investment). This election is made on an investment by investment basis.

All financial assets not classified as measured at amortised cost or FVOCI as described above are measured at FVTPL. This includes all derivative financial assets. On initial recognition, the Group may irrevocably designate a financial asset that otherwise meets the requirements to be measured at amortised cost or at FVOCI as at FVTPL if doing so eliminates or significantly reduces an accounting mismatch that would otherwise arise.

The subsequent measurement of gains and losses of various categories of financial instruments are as follows:

(i) Financial assets at amortised cost: these assets are subsequently measured at amortised cost using the effective interest method. The amortised cost is reduced by impairment losses. Interest income, foreign exchange gains and losses and impairment are recognised in profit or loss. Any gain or loss on derecognition is recognised in profit or loss.

(ii) Equity investments at FVOCI: these assets are subsequently measured at fair value. Dividends are recognised as income in profit or loss unless the dividend clearly represents a recovery of part of the cost of the investment. Other net gains and losses are recognised in OCI and are not reclassified to profit or loss.

(iii) Financial assets at FVTPL: these assets are subsequently measured at fair value. Net gains and losses, including any interest or dividend income, are recognised in profit or loss.

Financial liabilities are classified as measured at amortised cost or FVTPL. A financial liability is classified as at FVTPL if it is classified as held-for-trading, or it is a derivative or it is designated as such on initial recognition. Financial liabilities at FVTPL are measured at fair value and net gains and Losses, including any interest expense, are recognised in profit or loss. Other financial liabilities are subsequently measured at amortised cost using the effective interest method. Interest expense

# Notes to the Consolidated Financial Statements

for the year ended 31 March 2022

and foreign exchange gains and losses are recognised in profit or loss. Any gain or loss on derecognition is also recognised in profit or loss.

## Derecognition

**Financial assets:** The Group derecognises a financial asset when the contractual rights to the cash flows from the financial asset expire, or it transfers the rights to receive the contractual cash flows in a transaction in which substantially all of the risks and rewards of ownership of the financial asset are transferred or in which the Group neither transfers nor retains substantially all of the risks and rewards of ownership and does not retain control of the financial asset. If the Group enters into transactions whereby it transfers assets recognised on its balance sheet, but retains either all or substantially all of the risks and rewards of the transferred assets, the transferred assets are not derecognised.

**Financial liabilities:** The Group derecognises a financial liability when its contractual obligations are discharged or cancelled, or expire. The Group also derecognises a financial liability when its terms are modified and the cash flows under the modified terms are substantially different. In this case, a new financial liability based on the modified terms is recognised at fair value. The difference between the carrying amount of the financial liability extinguished and the new financial liability with modified terms is recognised in profit or loss.

## Offsetting

Financial assets and financial liabilities are offset and the net amount presented in the balance sheet when, and only when, the Group currently has a legally enforceable right to set off the amounts and it intends either to settle them on a net basis or to realise the asset and settle the liability simultaneously.

## Impairment

The Group recognizes loss allowances using the expected credit loss (ECL) model for the financial assets which are not fair valued through profit or loss. Loss allowance for trade receivables with no significant financing component is measured at an amount equal to lifetime ECL. For all other financial assets, expected credit losses are measured at an amount equal to the 12-month ECL, unless there has been a significant increase in credit risk

from initial recognition in which case those are measured at lifetime ECL. The amount of expected credit losses (or reversal) that is required to adjust the loss allowance at the reporting date to the amount that is required to be recognised is recognized as an impairment gain or loss in profit or loss.

Refer Note 5, 6, 7, 8, 9, 12, 13, 14, 15, 16, 17, 18, 23, 24, 25, 30, 31, 32, 37, 51 and 52 to the Consolidated Financial Statements.

## o. Impairment of non-financial assets

The Group's non-financial assets, other than inventories and deferred tax assets, are reviewed at each reporting date to determine whether there is any indication of impairment. If any such indication exists, then the asset's recoverable amount is estimated.

For impairment testing, assets that do not generate independent cash inflows are combined together into cash-generating units (CGUs). Each CGU represents the smallest Group of assets that generates cash inflows that are largely independent of the cash inflows of other assets or CGUs.

The recoverable amount of a CGU (or an individual asset) is the higher of its value in use and its fair value less costs to sell. Value in use is based on the estimated future cash flows, discounted to their present value using a pre-tax discount rate that reflects current market assessments of the time value of money and the risks specific to the CGU (or the asset).

An impairment loss is recognised if the carrying amount of an asset or CGU exceeds its estimated recoverable amount. Impairment losses are recognised in the Statement of Profit and Loss. Impairment loss recognised in respect of a CGU is allocated first to reduce the carrying amount of any goodwill allocated to the CGU, and then to reduce the carrying amounts of the other assets of the CGU (or Group of CGUs) on a pro rata basis.

In respect of other assets for which impairment loss has been recognised in prior periods, the Group reviews at each reporting date whether there is any indication that the loss has decreased or no longer exists. An impairment loss is reversed if there has been a change in the estimates used to determine the recoverable amount. Such a reversal is made only to the extent that the asset's

# Notes to the Consolidated Financial Statements

for the year ended 31 March 2022

carrying amount does not exceed the carrying amount that would have been determined, net of depreciation or amortisation, if no impairment loss had been recognised.

## p. Government grants

Government grants are recognised where there is reasonable assurance that the grant will be received and all attached conditions will be complied with. When the grant relates to revenue, it is recognised in the Statement of Profit and Loss on a systematic basis over the periods to which they relate. When the grant relates to an asset, it is treated as deferred income and recognised in the Statement of Profit and Loss on a systematic basis over the useful life of the asset.

Refer Note 19 and 36 to the Consolidated Financial Statements.

## q. Recognition of dividend income, interest income or expense

Dividend income is recognised in profit or loss on the date on which the Group's right to receive payment is established.

Interest income or expense is recognised using the effective interest method.

The 'effective interest rate' is the rate that exactly discounts estimated future cash payments or receipts through the expected life of the financial instrument to:

- the gross carrying amount of the financial asset; or
- the amortised cost of the financial liability.

In calculating interest income and expense, the effective interest rate is applied to the gross carrying amount of the asset (when the asset is not credit-impaired) or to the amortised cost of the liability. However, for financial assets that have become credit-impaired subsequent to initial recognition, interest income is calculated by applying the effective interest rate to the amortised cost of the financial asset. If the asset is no longer credit-impaired, then the calculation of interest income reverts to the gross basis.

Refer Note 37 and 41 to the Consolidated Financial Statements.

## r. Operating Segment

The Group's operating business are organized and managed separately according to the nature of products and services provided, with each segment representing a strategic business unit that offers different products and serves different markets. The analysis of geographical segments is based on the areas in which customers of the Group are located.

Refer Note 50 to the Consolidated Financial Statements.

## s. Discontinued operations

A discontinued operation is a component of the Group's business, the operations and cash flows of which can be clearly distinguished from those of the rest of the Group and which represents a separate major line of business or geographical area of operations and

- is a part of a single co-ordinated plan to dispose of a separate major line of business or geographic area of operations; or
- is a subsidiary acquired exclusively with a view to re-sale

Classification as a discontinued operation occurs upon disposal or when the operation meets the criteria to be classified as held for sale, if earlier.

When an operation is classified as a discontinued operation, the comparative Statement of Profit and Loss is re-presented as if the operation had been discontinued from the start of the comparative period.

## t. Current versus non-current classification

The Group presents assets and liabilities in the balance sheet based on current/non-current classification.

An asset is treated as current when it is:

- Expected to be realised or intended to be sold or consumed in normal operating cycle
- Held primarily for the purpose of trading
- Expected to be realised within twelve months after the reporting period, or
- Cash or cash equivalent unless restricted from being exchanged or used to settle a liability for at least twelve months after the reporting period



# Notes to the Consolidated Financial Statements

for the year ended 31 March 2022

- All other assets are classified as non-current.

A liability is current when:

- It is expected to be settled in normal operating cycle
- It is held primarily for the purpose of trading
- It is due to be settled within twelve months after the reporting period, or
- There is no unconditional right to defer the settlement of the liability for at least twelve months after the reporting period.
- The Group classifies all other liabilities as non-current.

Deferred tax assets and liabilities are classified as non-current assets and liabilities.

The operating cycle is the time between the acquisition of assets for processing and their realisation in cash and cash equivalents. The Group has identified twelve months as its operating cycle.

## u. Earnings before interest, tax, depreciation and amortisation (EBITDA)

The Group presents EBITDA in the Statement of Profit and Loss; this is not specifically required by Ind AS 1. The term EBITDA are not defined in Ind AS. Ind AS compliant schedule III allows companies to present Line items, sub-line items and sub-totals shall be presented as an addition or substitution on the face of the financial statement when such presentation is relevant to an understanding of the Group's financial position or performance or to cater to industry/sector-specific disclosure requirements or when required for compliance with the amendments to the Companies Act or under the Indian Accounting Standard.

### Measurement of EBITDA

Accordingly, the Group has elected to present earnings before interest, tax, depreciation and amortisation (EBITDA) as a separate line item on the face of Statement of Profit and Loss. The Group measures EBITDA on the basis of profit / (loss) from continuing operations. In its measurement, the Group does not include depreciation and amortisation expense, finance cost and tax expenses.

## 1.1 Significant accounting policies related to life insurance business

### a. Product classification

Insurance and investment contracts are classified as being either with or without discretionary participation feature (DPF). DPF is a contractual right to receive, as a supplement to guaranteed benefits, additional benefits that meet the following conditions:

- Likely to be a significant portion of the total contractual benefits
- The amount or timing of which is contractually at the discretion of the issuer

That are contractually based on:

- The performance of a specified pool of contracts or a specified type of contract
- Realized and/or unrealized investment returns on a specified pool of assets held by the issuer
- The profit or loss of the Group, fund or other entity that issues the contract

### b. Life insurance contract liabilities

Life insurance liabilities are recognized when contracts are entered into and premiums are charged. These liabilities are measured using the gross premium method. The liability is determined as the sum of the discounted value of the expected future benefits, claims handling and policy administration expenses, policyholder options and guarantees and investment income from assets backing such liabilities, which are directly related to the contract, less the discounted value of the expected premiums that would be required to meet the future cash outflows based on the actuarial valuation assumptions used.

### c. Investment contract liabilities

Investment contracts are classified between contracts with and without DPF. The accounting policies for investment contract liabilities with DPF are the same as those for life insurance contract liabilities. Investment contract liabilities without DPF are recognized when contracts are entered into and premiums are charged. These liabilities are initially recognized at fair value, this

# Notes to the Consolidated Financial Statements

for the year ended 31 March 2022

being the transaction price excluding any transaction costs directly attributable to the issue of the contract. Subsequent to initial recognition, the investment contract liabilities are measured at fair value through profit or loss.

Deposits and withdrawals are recorded directly as an adjustment to the liability in the Balance sheet and are not recognized as gross premium in the Statement of Profit and Loss.

Fair values are determined at each reporting date and fair value adjustments are recognized in the Statement of Profit and Loss in "Gross change in contract liabilities".

Non-unitized contracts are subsequently also carried at fair value. The liability is derecognized when the contract expires, discharged or cancelled. For a contract that can be cancelled by the policyholder, the fair value of the contract cannot be less than the surrender value.

When contracts contain both a financial risk component and a significant insurance risk component and the cash flows from the two components are distinct and can be measured reliably, the underlying amounts are unbundled. Any premiums relating to the insurance risk component are accounted for on the same basis as insurance contracts and the remaining element is accounted for as a deposit through the Balance sheet as described above.

## d. Reinsurance assets

Reinsurance assets represent balances due from reinsurance companies. Amounts recoverable from reinsurers are estimated in a manner consistent with the outstanding claims provision or settled claims associated with the reinsurer's policies and are in accordance with the related reinsurance contract.

Reinsurance assets are reviewed for impairment at each reporting date, or more frequently, when an indication of impairment arises during the reporting period.

## e. Liability adequacy test

The Group performs adequacy testing on its insurance liabilities to ensure that the carrying amounts (net of related deferred acquisition costs) and, where relevant, present value of acquired in-force business is sufficient to cover current estimates of future cash flows. Any

deficiency is immediately charged to the Statement of Profit and Loss.

## f. Revenue recognition

Revenue includes revenue from insurance contracts that are covered in the scope of Ind AS 104, 'Insurance Contracts'. Any amount (excluding the fee) received with respect to contracts classified as investment contracts form part of investment contract liability in the Balance sheet. Therefore, all amounts received or receivable from insurance and investment contracts do not fall within the purview of Ind AS 115, 'Revenue from contracts with customers'. Further, the fee charged to the investment contract policyholders for policy administration, investment management, surrenders etc. is covered under the scope of Ind AS 115 and is recognised as revenue over time, as and when the performance obligations are satisfied. In all the cases, this revenue is recognised in the same period in which the fee is charged to the policyholders and therefore, no revenue is deferred. Consequently, the Group does not have any contract asset or contract liability with respect to unsatisfied performance obligations as at the Balance sheet date.

### i. Premium Income

Premium for non-linked policies is recognized as income when due. Premium on lapsed policies is recognized as income when such policies are reinstated.

Products having regular premium paying plans with limited premium payment term and/or pre-determined policy term are treated as regular business with due classification of premium into first year and renewal. Premium income on products other than aforesaid is classified as single premium.

Top up premiums paid by unit linked Policyholders' are considered as single premium and recognized as income when the associated units are created.

Premium income pertaining to investment contracts are accounted as investment liabilities.

### ii. Investment contract fee

Investment contract policyholders are charged fees for policy administration, investment management,

# Notes to the Consolidated Financial Statements

for the year ended 31 March 2022

surrenders or other contract services. The fees may be for fixed amounts or vary with the amounts being managed, and will generally be charged as an adjustment to the policyholder's balance. Fees related to investment management services are recognised as revenue over time, as performance obligations are satisfied. In most cases this revenue is recognised in the same period in which the fees are charged to the policyholder.

Fees that are related to services to be provided in future periods are deferred and recognised when the performance obligation is fulfilled. Variable consideration, such as performance fees and commission subject to claw back arrangements, is not recognised as revenue until it is reasonably certain that no significant reversal of amounts recognised would occur. Initiation and other 'front-end' fees (fees that are assessed against the policyholder balance as consideration for origination of the contract) are charged on some non-participating investment and investment fund management contracts.

Where the investment contract is recorded at amortised cost, these fees are deferred and recognised over the expected term of the policy by an adjustment to the effective yield. Where the investment contract is measured at fair value, the front-end fees that relate to the provision of investment management services are deferred and recognised as the services are provided.

### iii. Income from investments

Interest/dividend income on investments is recognized on accrual basis. Amortization of discount/ premium relating to debt securities is recognized over the remaining maturity period on effective interest basis.

Dividend income is recognized when the right to receive dividend is established. Bonus entitlements are recognized as investments on the 'ex- bonus date'.

### iv. Reinsurance Premium

Cost of reinsurance ceded is accounted at the time of recognition of premium income in accordance with

the treaty or in principle arrangement/agreement with the reinsurers.

### v. Income from linked policies

For linked business, premium income is recognized as income when the associated units are created. Income from unit linked funds which include policy administration charges, mortality charges, etc. and are recovered in accordance with terms and conditions of policy and is recognized when due. Fund management charges are adjusted in the unit price computed on each business date.

### vi. Interest on policy loans

Interest on loans against policies is recognized on effective interest basis.

### vii. Amortization of premium /discount on securities Income/Cost

Premium or discount on acquisition, as the case may be, in respect of debt securities /fixed income securities, pertaining to non-linked investments is amortized on effective interest rate basis over the expected life of the financial instrument.

### viii. Realized Gain/ (Loss) on Debt Securities for Linked Business

Realized gain/(loss) on debt securities for linked business is the difference between the sale consideration net of expenses and the book cost, which is computed on weighted average basis, as on the date of sale.

### ix. Realized Gain/ (Loss) on Debt Securities for Non-Linked Business

Realized gain/(loss) on debt securities for other than linked business is the difference between the sale consideration net of expenses and the amortized cost, which is computed on a weighted average basis, as on the date of sale.

### x. Realized Gain/ (Loss) on sale of Equity Shares/ Equity ETF/ Mutual Fund

Realized gain/ (loss) on sale of equity shares/ equity ETF/ mutual fund units is the difference between the sale consideration net of expenses and the book

# Notes to the Consolidated Financial Statements

for the year ended 31 March 2022

cost computed on weighted average basis as on the date of sale (mutual fund sale considerations would be based on the latest available NAV).

## xi. Unrealized Gain/ (Loss) for Linked Business

Unrealized gains and losses for Linked Business are recognized in the Statement of Profit and Loss.

## xii. Fees and Charges

Fees and charges including policy reinstatement fee (if any) are recognised as follows:

- a) relating to Insurance contracts - on receipt basis
- b) relating to Investment contracts - over time, as the services are provided.

Initial and other front-end fees received for rendering future investment management services relating to investment contracts without DPF, are deferred and recognised as revenue when the related services are rendered.

## g. Benefits paid (including claims)

Benefits paid comprise policy benefit amount and bonus declared to policyholders. Death and surrender claims are accounted for on receipt of intimation based on the terms of policy. Maturity benefits, survival benefits and declared bonuses are accounted for on the respective due dates. Withdrawals and benefits under linked policies are accounted in the respective schemes when the associated units are cancelled.

Repudiated claims disputed before judicial authorities are provided for based on management prudence and considering the fact and evidences available in respect of such claims. Reinsurance recoveries on claims are accounted for, in the same period as the related claims.

Amounts paid under investment contracts other than those with a discretionary participating feature are recorded as reductions of the investment contract liabilities. Amounts received under investment contracts, are not recorded through Statement of Profit and Loss, except for fee income and investment income attributable to those contracts, but are accounted for directly through the Balance sheet as an adjustment to investment contract liabilities.

## h. Actuarial liability valuation

The estimation of liability for life policies is determined by the Appointed Actuary in accordance with accepted actuarial practice, requirements of Insurance Act 1938, amended by the Insurance Laws (Amendment) Act, 2015, IRDAI regulations and the actuarial practice standards issued by The Institute of Actuaries of India.

## i. Acquisition and maintenance costs

Acquisition and maintenance costs are costs that vary with and are primarily related to the acquisition of new and renewal insurance contracts. Such costs are expensed in the year in which they are incurred.

## j. Liability for Life Policies

The estimation of liability for life policies is determined by the Appointed Actuary in accordance with accepted actuarial practice, requirements of Insurance Act 1938, amended by the Insurance Laws (Amendment) Act, 2015, IRDAI regulations and the actuarial practice standards issued by The Institute of Actuaries of India.

The valuation exercise is done to protect the interests of the existing policyholders. For policies with profit, the reasonable expectations of policyholders (PRE) are also considered. The reserves should be adequate to provide for all the policyholders benefits in various future scenarios. Adequate use of Margin for Adverse Deviation (MAD) is made to ensure that policyholders' benefits are protected even in some plausible adverse scenarios.

Actuarial liability for life policies in force and for policies in respect of which premium has been discontinued but a liability exists, is determined using the gross premium method and in case of group business (except for Credit Life Business and Reverse Mortgage Loan Enabled Annuity where gross premium method is used), the actuarial liabilities have been calculated on the basis of Unearned Premium Reserve method. Linked liabilities comprise unit liability representing the fund value of policies and non-unit liability for meeting insurance claims, expenses etc. The main governing guidelines considered for valuation are Insurance Act 1938, IRDA Act 1999, IRDAI (Actuarial Report and Abstract) Regulations 2016, IRDAI (Assets, Liabilities and Solvency Margin of Life Insurance Business) Regulations 2016, Actuarial Practice Standards and Guidance notes issued by Institute of Actuaries of India, Circulars issued by IRDAI from time to time.

# Notes to the Consolidated Financial Statements

for the year ended 31 March 2022

## k. Loans against policies

Loans against policies are valued at the aggregate of book values (net of repayments) plus capitalized interest and are subject to impairment, if any. Loans are classified as short term in case the maturity is less than 12 months. Loans other than short term are classified as long term.

## l. Transfer of investments between Shareholders and Policyholders

Transfer of investments from Shareholders' fund to the Policyholders' fund to meet the deficit in the Policyholders' account is made at amortized / book cost or market price, whichever is lower. The transfer of investments between unit linked funds is done at the prevailing market price.

Any contribution made by the shareholder to the policyholders' account is irreversible in nature and shall not be recouped to the shareholders at any point of time in future.

No transfer of investments is carried out between non-linked Policyholders' funds.

## m. Funds for future appropriation

### Linked business

Amounts estimated by Appointed Actuary as Funds for Future Appropriation – Linked are required to be set aside in the Balance sheet and are not available for distribution to shareholders until the expiry of the revival period.

### Participating business

At each balance sheet date, the management with the approval of the Board decides to distribute the surplus among policyholders, shareholders and funds for appropriation at a future date. Surplus arising in the participating business after allowing for current year cost of bonus to policyholder is held as funds for future appropriation, which includes the surplus not appropriated during the year either to the policyholders or to the shareholders.

## n. Discretionary Participation Features (DPF)

A DPF gives holders of these contracts the right to receive, as a supplement to guaranteed benefits, significant

additional benefits which are based on the performance of the assets held within the DPF portfolio. The amount or timing of the additional benefits is contractually at the discretion of the Group. Under the terms of the contracts, surpluses in the DPF funds to be distributed to policyholders and shareholders on a 90/10 basis. The Group has the discretion over the amount and timing of the distribution of these surpluses to policyholders. All DPF liabilities including unallocated surpluses at the end of the reporting period are held within insurance or investment contract liabilities, as appropriate.

## 1.2 Standards Issued but not yet Effective

On 23 March 2022, the Ministry of Corporate Affairs ("MCA") through notifications, amended to existing Ind AS. The same shall come into force from annual reporting period beginning on or after 1st April 2022. Key Amendments relating to the same whose financial statements are required to comply with Companies (Indian Accounting Standards) Rules 2015 are:

- Ind AS 16 Property, Plant and Equipment – For items produced during testing/trail phase, clarification added that revenue generated out of the same shall not be recognised in Statement of Profit & Loss and considered as part of cost of PPE.
- Ind AS 37 Provisions, Contingent Liabilities & Contingent Assets – Guidance on what constitutes cost of fulfilling contracts (to determine whether the contract is onerous or not) is included.
- Ind AS 103 – Business Combination – Reference to revised Conceptual Framework. For contingent liabilities / levies, clarification is added on how to apply the principles for recognition of contingent liabilities from Ind AS 37. Recognition of contingent assets is not allowed.
- Ind AS 109 Financial Instruments – The amendment clarifies which fees an entity includes when it applies the '10 per cent' test in assessing whether to derecognise a financial liability.

The amendments are extensive and the Group will evaluate the same to give effect to them as required by law.

# Notes to the Consolidated Financial Statements

for the year ended 31 March 2022

## 1.3 Principles of consolidation

The consolidated financial statements which relate to Exide Industries Ltd. (EIL), its subsidiary companies and associate companies, have been prepared on the following basis –

- i. The financial statements of the company and its subsidiaries are consolidated by combining like items of assets, liabilities, income and expenditure, after fully eliminating intra group balances, intra group transactions and any unrealised profit/ loss included therein. Deferred tax has been created on temporary differences that arise from the elimination of profits and losses resulting from intragroup transactions as per Ind AS12: Income Taxes.
- ii. Consolidated financial statements are prepared using uniform accounting policies for like transactions and other events in similar circumstances. If a member of the group uses accounting policies other than those adopted in the consolidated financial statements for like transactions and events in similar circumstances, appropriate adjustments are made to that group member's financial statements in preparing the consolidated financial statements to ensure conformity with the group's accounting policies. The financial statements of all entities used for the purpose of consolidation are drawn up to the same reporting date as that of the parent company, i.e., year ended on 31 March.
- iii. The excess / shortfall of cost to the company of its investments in the subsidiary companies is recognized in the financial statements as goodwill / capital reserve, as the case may be.
- iv. When the Group loses the control over a subsidiary, it derecognises the assets and liabilities of the subsidiary, and any related NCI and other components of equity. Any resulting gain or loss is recognised in profit or loss.
- v. With respect to subsidiaries domiciled out of India, assets and liabilities of such entities, together with goodwill and fair value adjustments assumed on acquisition thereof, are translated to Indian Rupees at exchange rates prevailing at the reporting period end. Income and expense items are translated at the average exchange rates prevailing during the period; when exchange rates fluctuate significantly the rates prevailing on the transaction date are used instead.  
  
Differences arising on such translation are accumulated in foreign currency translation reserve and attributed to non-controlling interests proportionately.
- vi. The Group's interests in equity accounted investees comprise interest in associates. An associate is an entity in which the Group has significant influence, but not control or joint control, over the financial and operating policies.  
  
Under the equity method of accounting, the investments are initially recognised at cost and adjusted thereafter to recognise the group's share of the post-acquisition profits or losses of the investee in profit and loss, and the group's share of other comprehensive income of the investee in other comprehensive income. Dividends received or receivable from associates and joint ventures are recognised as a reduction in the carrying amount of the investment.  
  
Unrealised gains on transactions between the group and its associates are eliminated to the extent of the group's interest in these entities. Unrealised losses are also eliminated unless the transaction provides evidence of an impairment of the asset transferred. Accounting policies of equity accounted investees are changed where necessary to ensure consistency with the policies adopted by the group.

# Notes to the Consolidated Financial Statements

for the year ended 31 March 2022

vii. The subsidiary and associate companies considered in the financial statements are as follows:

Name	Country of Incorporation	% of ownership interest as on March 31, 2022	% of ownership interest as on March 31, 2021
<b>Subsidiaries</b>			
Chloride International Limited (CIL)	India	100	100
Chloride Power Systems & Solutions Ltd. (CPSSL)	India	100	100
Chloride Metals Ltd. (CML)	India	100	100
Exide Life Insurance Company Limited (ELI) (subsidiary till 31 December 2021)	India	Nil	100
Exide Leclanche Energy Private Limited (ELEPL)	India	84.90	80.15
Exide Energy Solutions Limited (EESL) (w.e.f. 24 March 2022)	India	100	Nil
Chloride Batteries S.E. Asia Pte Ltd. (CBSEA) & its wholly owned subsidiary (Exide Batteries Pvt. Ltd.)	Singapore	100	100
Expex Batteries Limited (ESPEX)	UK	100	100
Associated Battery Manufacturers (Ceylon) Ltd. (ABML)	Srilanka	61.50	61.50
<b>Associates</b>			
CSE Solar Sunpark Maharashtra Private Limited	India	27.20	27.20
CSE Solar Sunpark Tamilnadu Private Limited	India	27.20	27.20
Greenyana Solar Private Limited – (associate till 29 December 2021)	India	Nil	27.20

viii. Non-controlling interest

Non – controlling interest (NCI) are measured at their proportionate share of the acquiree's net identifiable assets as at the date of acquisition. Changes in Group's equity interest in a subsidiary that do not result in a loss of control are accounted for as equity transactions.

# Notes to the Consolidated Financial Statements

for the year ended 31 March 2022

## 2(a) Property, Plant and Equipment

Particulars	Owned Assets							Total	
	Freehold land	Buildings	Plant & equipments (including electrical installation)	Moulds	Office Equipment	Furniture & fixtures	Vehicles & Computers		
<b>Cost or deemed cost (Gross carrying amount)</b>									
Balance as at April 1, 2020	66.96	614.75	2,534.64	330.98	31.36	17.78	6.38	70.51	3,673.36
Additions for the year 2020-21	-	112.46	320.48	32.52	3.22	2.04	2.18	6.22	479.12
Disposals / deductions for the year 2020-21	0.04	1.40	4.64	1.53	1.68	0.23	1.14	4.38	15.04
Exchange differences for the year 2020-21	(0.18)	0.81	(2.11)	(0.11)	-	(0.03)	0.21	(0.01)	(1.42)
<b>Balance as at March 31, 2021</b>	<b>66.74</b>	<b>726.62</b>	<b>2,848.37</b>	<b>361.86</b>	<b>32.90</b>	<b>19.56</b>	<b>7.63</b>	<b>72.34</b>	<b>4,136.02</b>
Additions for the year 2021-22	-	48.33	622.97	56.99	4.41	3.41	4.07	16.98	757.16
Disposals / deductions pertaining to continuing operations for the year 2021-22	-	0.16	3.79	0.08	0.44	0.09	0.77	0.11	5.44
Disposals / deductions of assets pertaining to discontinued operations	-	21.16	-	-	9.22	5.74	0.88	29.55	66.55
Exchange differences for the year 2021-22	(0.67)	(1.31)	(9.90)	(0.49)	-	(0.29)	(0.04)	(0.09)	(12.79)
<b>Balance as at March 31, 2022</b>	<b>66.07</b>	<b>752.32</b>	<b>3,457.65</b>	<b>418.28</b>	<b>27.65</b>	<b>16.85</b>	<b>10.01</b>	<b>59.57</b>	<b>4,808.40</b>
<b>Accumulated depreciation</b>									
Balance as at April 1, 2020	-	95.93	1,007.53	128.83	17.38	8.89	4.08	43.07	1,305.71
Depreciation pertaining to continuing operations for the year 2020-21	-	24.70	291.76	37.20	3.23	1.38	1.00	7.94	367.20
Depreciation pertaining to discontinued operations for the year 2020-21	-	2.07	-	-	1.41	0.73	-	5.40	9.61
Disposals / deductions for the year 2020-21	-	1.00	4.05	1.40	1.63	0.18	0.28	4.28	12.82
Exchange differences for the year 2020-21	-	0.29	(0.97)	(0.05)	-	(0.03)	(0.56)	(0.01)	(1.33)
<b>Balance as at March 31, 2021</b>	<b>-</b>	<b>121.99</b>	<b>1,294.27</b>	<b>164.58</b>	<b>20.39</b>	<b>10.79</b>	<b>4.24</b>	<b>52.12</b>	<b>1,668.37</b>
Depreciation pertaining to continuing operations for the year 2021-22	-	28.65	324.05	39.26	3.35	1.55	1.54	7.48	405.88
Depreciation pertaining to discontinued operations for the year 2021-22	-	2.28	-	-	0.88	0.48	-	3.63	7.27
Disposals / deductions pertaining to continuing operations for the year 2021-22	-	0.02	2.56	0.04	0.35	0.03	0.67	0.11	3.78
Disposals / deductions of assets pertaining to discontinued operations	-	11.87	-	-	7.31	4.54	0.88	22.11	46.71
Exchange differences for the year 2021-22	-	(0.15)	(4.75)	(0.25)	-	(0.23)	(0.03)	(0.06)	(5.47)
<b>Balance as at March 31, 2022</b>	<b>-</b>	<b>140.88</b>	<b>1,611.01</b>	<b>203.55</b>	<b>16.96</b>	<b>8.02</b>	<b>4.20</b>	<b>40.95</b>	<b>2,025.56</b>
<b>Carrying Amount (net)</b>									
<b>Balance as at March 31, 2021</b>	<b>66.74</b>	<b>604.63</b>	<b>1,554.10</b>	<b>197.28</b>	<b>12.51</b>	<b>8.77</b>	<b>3.39</b>	<b>20.22</b>	<b>2,467.65</b>
<b>Balance as at March 31, 2022</b>	<b>66.07</b>	<b>611.44</b>	<b>1,846.64</b>	<b>214.73</b>	<b>10.69</b>	<b>8.83</b>	<b>5.81</b>	<b>18.62</b>	<b>2,782.84</b>

i. Conveyance / lease deeds for certain immovable properties valued at ₹ 1.56 crs (PY : ₹ 38.50 crs) are pending execution.

ii. Buildings includes ₹ 0.10 crs (PY: ₹ 0.10 crs) being the cost of shares in respective Co-operative Housing Societies.

iii. Buildings includes leasehold improvements ₹ 3.63 crs (PY: ₹ 11.65 crs).

(₹ in Crores)



# Notes to the Consolidated Financial Statements

for the year ended 31 March 2022

## 2a Property, Plant and Equipment (Contd..)

iv. As at March 31, 2022, property, plant and equipment with a carrying amount of ₹ 283.03 crs (PY: ₹ 84.44 crs) are subject to charge to secured borrowings from banks. Refer note 23 and 30.

### v. Movement of capital work-in-progress:

(₹ in Crores)

	Opening Balance	Addition During the year	Capitalised / Adjustments *	Effect of Foreign Exchange	Closing Balance
2021-22 #	379.47	689.18	746.17	(0.06)	322.42
2020-21 #	360.72	506.38	487.60	(0.03)	379.47

\* Includes amount derecognised pertaining to discontinued operations of ₹ 0.83 crs in 2021-22

# CWIP includes borrowing cost capitalised aggregating to ₹ 2.63 crs (PY: ₹ 0.72 crs) at the rate of 6% (PY: 7.75%)

### vi. Capital work-in-progress aging schedule

#### As at March 31, 2022

(₹ in Crores)

Particulars	Amount in Capital work-in progress for a period of				Total
	Less than 1 year	1-2 years	2-3 years	More than 3 years	
Projects in progress	284.82	18.80	4.78	14.02	322.42
<b>Total</b>	<b>284.82</b>	<b>18.80</b>	<b>4.78</b>	<b>14.02</b>	<b>322.42</b>

#### As at March 31, 2021

(₹ in Crores)

Particulars	Amount in Capital work-in progress for a period of				Total
	Less than 1 year	1-2 years	2-3 years	More than 3 years	
Projects in progress	273.52	82.92	8.92	14.11	379.47
<b>Total</b>	<b>273.52</b>	<b>82.92</b>	<b>8.92</b>	<b>14.11</b>	<b>379.47</b>

### vii. CWIP completion schedule for capital-work-in progress, whose completion is overdue or has exceeded its cost compared to its original plan

There are no projects in capital work-in-progress as at 31 March 2022 whose completion is overdue or has exceeded its cost compared to its original plan as at the year end.

#### As at March 31, 2021

(₹ in Crores)

Particulars	To be completed in				Total
	Less than 1 year	1-2 years	2-3 years	More than 3 years	
Projects in progress					
Lithium-ion battery project	74.30	–	–	–	74.30
<b>Total</b>	<b>74.30</b>	<b>–</b>	<b>–</b>	<b>–</b>	<b>74.30</b>

viii. There are no projects in capital work-in-progress which has been temporarily suspended as at the year end.

# Notes to the Consolidated Financial Statements

for the year ended 31 March 2022

## 2a Property, Plant and Equipment (Contd..)

(₹ in Crores)

Particulars	Leased Assets					Total
	Leasehold Land	Buildings	Plant & equipments	Information Technology Equipment	Vehicles	
<b>Gross carrying amount</b>						
Balance as at April 1, 2020	142.59	108.05	30.69	4.17	2.14	287.64
Additions for the year 2020-21	15.73	10.34	262.61	–	3.80	292.48
Disposals / deductions for the year 2020-21	1.00	1.87	–	–	0.46	3.33
Exchange differences for the year 2020-21	0.12	–	–	–	0.01	0.13
<b>Balance as at March 31, 2021</b>	<b>157.44</b>	<b>116.52</b>	<b>293.30</b>	<b>4.17</b>	<b>5.49</b>	<b>576.92</b>
Additions for the year 2021-22	16.74	16.48	26.54	0.15	0.71	60.62
Disposals / deductions pertaining to continuing operations for the year 2021-22	0.58	–	–	–	–	0.58
Disposals / deductions of assets pertaining to discontinued operations	–	133.00	–	4.32	2.28	139.60
Exchange differences for the year 2021-22	0.12	–	–	–	0.10	0.22
<b>Balance as at March 31, 2022</b>	<b>173.72</b>	<b>–</b>	<b>319.84</b>	<b>–</b>	<b>4.02</b>	<b>497.58</b>
<b>Accumulated depreciation</b>						
Balance as at April 1, 2020	7.85	24.25	1.48	1.00	0.71	35.29
Depreciation pertaining to continuing operations for the year 2020-21	3.01	–	9.44	–	0.87	13.32
Depreciation pertaining to discontinued operations for the year 2020-21	–	24.54	–	1.00	0.75	26.29
Disposals / deductions for the year 2020-21	–	0.40	–	–	0.14	0.54
Exchange differences for the year 2020-21	0.02	–	–	–	–	0.02
<b>Balance as at March 31, 2021</b>	<b>10.88</b>	<b>48.39</b>	<b>10.92</b>	<b>2.00</b>	<b>2.19</b>	<b>74.38</b>
Depreciation pertaining to continuing operations for the year 2021-22	3.39	–	12.68	–	1.51	17.58
Depreciation pertaining to discontinued operations for the year 2021-22	–	16.32	–	0.75	0.40	17.47
Disposals / deductions pertaining to continuing operations for the year 2021-22	0.09	–	–	–	–	0.09
Disposals / deductions of assets pertaining to discontinued operations	–	64.71	–	2.75	1.72	69.18
Exchange differences for the year 2021-22	0.04	–	–	–	0.04	0.08
<b>Balance as at March 31, 2022</b>	<b>14.22</b>	<b>–</b>	<b>23.60</b>	<b>–</b>	<b>2.42</b>	<b>40.24</b>
<b>Carrying amount (net)</b>						
<b>Balance as at March 31, 2021</b>	<b>146.56</b>	<b>68.13</b>	<b>282.38</b>	<b>2.17</b>	<b>3.30</b>	<b>502.54</b>
<b>Balance as at March 31, 2022</b>	<b>159.50</b>	<b>–</b>	<b>296.24</b>	<b>–</b>	<b>1.60</b>	<b>457.34</b>

As at March 31, 2022, property, plant and equipment with a carrying amount of ₹ 114.38 crs (PY: ₹ 76.02 crs) are subject to charge to secured borrowings from banks. Refer note 23 and 30.

# Notes to the Consolidated Financial Statements

for the year ended 31 March 2022

## 3(a) Other intangible assets

(₹ in Crores)

Particulars	Trade Mark	Technical Knowhow	Computer Software	Total
<b>Cost or deemed cost (Gross carrying amount)</b>				
Balance as at April 1, 2020	3.12	–	103.12	106.24
Additions for the year 2020-21	–	–	17.32	17.32
Disposals / deductions for the year 2020-21	–	–	0.13	0.13
Exchange differences for the year 2020-21	–	–	(0.03)	(0.03)
<b>Balance as at March 31, 2021</b>	<b>3.12</b>	<b>–</b>	<b>120.28</b>	<b>123.40</b>
Additions for the year 2021-22	–	39.07	17.32	56.39
Disposals / deductions of assets pertaining to discontinued operations	–	–	35.34	35.34
Exchange differences for the year 2021-22	–	–	(0.15)	(0.15)
<b>Balance as at March 31, 2022</b>	<b>3.12</b>	<b>39.07</b>	<b>102.11</b>	<b>144.30</b>
<b>Accumulated amortisation</b>				
Balance as at April 1, 2020	3.12	–	56.52	59.64
Amortisation pertaining to continuing operations for the year 2020-21	–	–	13.00	13.00
Amortisation pertaining to discontinued operations for the year 2020-21	–	–	4.23	4.23
Disposals / deductions for the year 2020-21	–	–	0.11	0.11
Exchange differences for the year 2020-21	–	–	(0.02)	(0.02)
<b>Balance as at March 31, 2021</b>	<b>3.12</b>	<b>–</b>	<b>73.62</b>	<b>76.74</b>
Amortisation pertaining to continuing operations for the year 2021-22	–	2.46	13.60	16.06
Amortisation pertaining to discontinued operations for the year 2021-22	–	–	4.10	4.10
Disposals / deductions of assets pertaining to discontinued operations	–	–	26.75	26.75
Exchange differences for the year 2021-22	–	–	(0.13)	(0.13)
<b>Balance as at March 31, 2022</b>	<b>3.12</b>	<b>2.46</b>	<b>64.44</b>	<b>70.02</b>
<b>Carrying amount (net)</b>				
<b>Balance as at March 31, 2021</b>	<b>–</b>	<b>–</b>	<b>46.66</b>	<b>46.66</b>
<b>Balance as at March 31, 2022</b>	<b>–</b>	<b>36.61</b>	<b>37.67</b>	<b>74.28</b>

## 3(b) Intangible Assets Under Development

i. Aging of intangible assets under development (IAUD) is as follows:

As at March 31, 2022

(₹ in Crores)

Particulars	Amount in intangible asset under development for a period of				Total
	Less than 1 year	1-2 years	2-3 years	More than 3 years	
Projects in progress	12.06	5.83	0.63	–	18.52
<b>Total</b>	<b>12.06</b>	<b>5.83</b>	<b>0.63</b>	<b>–</b>	<b>18.52</b>

# Notes to the Consolidated Financial Statements

for the year ended 31 March 2022

## 3(b) Intangible Assets Under Development (Contd..)

As at March 31, 2021

(₹ in Crores)

Particulars	Amount in intangible asset under development for a period of				Total
	Less than 1 year	1-2 years	2-3 years	More than 3 years	
Projects in progress	8.33	8.58	34.57	–	51.48
<b>Total</b>	<b>8.33</b>	<b>8.58</b>	<b>34.57</b>	<b>–</b>	<b>51.48</b>

### ii. Intangible assets under development (IAUD) whose completion is overdue or has exceeded its cost compared to its original plan is as follows:

There is no IAUD as at 31 March 2022 whose completion is overdue or has exceeded its cost compared to its original plan.

As at March 31, 2021

(₹ in Crores)

Particulars	To be completed in				Total
	Less than 1 year	1-2 years	2-3 years	More than 3 years	
Projects in progress					
Lithium-ion technical know-how	34.57	–	–	–	34.57
<b>Total</b>	<b>34.57</b>	<b>–</b>	<b>–</b>	<b>–</b>	<b>34.57</b>

### iii. There are no projects in intangible assets under development which has been temporarily suspended as at the year end.

## 4 Goodwill

(₹ in Crores)

Particulars	March 31, 2022	March 31, 2021
<b>Gross carrying amount</b>		
Opening balance	585.79	585.79
Deduction on account of discontinued operations during the year	535.13	–
<b>Closing Balance</b>	<b>50.66</b>	<b>585.79</b>
<b>Accumulated impairment losses</b>		
Opening and closing balances	(3.89)	(3.89)
<b>Carrying amount (net)</b>	<b>46.77</b>	<b>581.90</b>

The Goodwill represents goodwill arising out of consolidation for various subsidiaries.

The Goodwill is tested for impairment annually and no impairment charges were recognised during the year 2021-22 and 2020-21.

# Notes to the Consolidated Financial Statements

for the year ended 31 March 2022

## 5 Non-current investments of life insurance business

(₹ in Crores)

Particulars	March 31, 2022	March 31, 2021
<b>a. Investments held at amortised cost</b>		
<b>Policyholders' investments (quoted)</b>		
Government securities and government guaranteed bonds including treasury bills	–	7,687.76
Debentures/ bonds	–	646.41
Investments in infrastructure and social sector bonds	–	1,790.20
	<b>–</b>	<b>10,124.37</b>
<b>b. Investments held at FVOCI</b>		
<b>Policyholders' investments (quoted)</b>		
Government securities and government guaranteed bonds including treasury bills	–	2,557.43
Debentures/ bonds	–	317.60
Investments in infrastructure and social sector bonds	–	626.62
Equity securities	–	469.80
<b>Policyholders' investments (unquoted)</b>		
Equity securities	–	22.01
<b>Shareholders' investments (quoted)</b>		
Government securities and government guaranteed bonds including treasury bills	–	767.44
Debentures/ bonds	–	16.18
Investments in infrastructure and social sector bonds	–	281.43
	<b>–</b>	<b>5,058.51</b>
<b>c. Investments held at FVTPL</b>		
<b>Policyholders' investments (quoted)</b>		
Equity securities	–	88.48
<b>Policyholders' investments (unquoted)</b>		
Equity securities	–	7.73
<b>Assets held to cover linked liabilities (quoted)</b>		
Government securities and government guaranteed bonds including treasury bills	–	426.67
Equity securities	–	1,286.04
Debentures/ bonds	–	48.06
Investments in infrastructure and social sector bonds	–	160.73
	<b>–</b>	<b>2,017.71</b>
	<b>–</b>	<b>17,200.59</b>
(i) Aggregate book value of quoted investments	–	17,170.85
(ii) Aggregate market value of quoted investments	–	18,004.50
(iii) Aggregate value of unquoted investments	–	29.74
(iv) Aggregate amount of impairment in value of Investment	–	–
(v) Refer Note 51 for information about fair value measurement and Note 58B for credit risk and market risk of investment.	–	–

# Notes to the Consolidated Financial Statements

for the year ended 31 March 2022

## 6(a) Investment in associates

(₹ in Crores)

Particulars	March 31, 2022	March 31, 2021
CSE Solar Sunpark Maharashtra Private Limited of ₹ 10 each [17,28,465 shares (PY: 9,92,465 shares)]	12.23	7.35
CSE Solar Sunpark Tamilnadu Private Limited of ₹ 10 each [14,30,138 shares (PY: 11,81,250 shares)]	12.33	10.60
Greenyana Solar Private Limited of ₹ 10 each [NIL (PY: 5,83,333 shares)]	–	4.58
	<b>24.56</b>	<b>22.53</b>

Aggregate carrying value of investments of individually immaterial associate is ₹ 24.56 crs (PY: ₹ 22.53 crs) net of share of loss/OCI of ₹ 0.94 crs (PY: ₹ 0.83 crs).

## 6(b) Other non-current Investments

(₹ in Crores)

Particulars	March 31, 2022	March 31, 2021
<b>Investments at amortised cost (unquoted)</b>		
<b>Government securities</b>		
Government securities (lodged as security deposits with various authorities)	0.01	0.01
Investments in bond	3.04	2.98
<b>Investments at FVOCI (unquoted)</b>		
Investment In debentures / bonds <sup>^</sup>	–	–
<b>Units (unquoted)</b>		
Faering Capital India Evolving Fund of ₹ 1,000 each [5,34,426 units (PY: 4,67,292 units)]	124.75	57.65
<b>Equity shares (unquoted)</b>		
Haldia Integrated Development Agency Ltd of ₹ 10 each [5,00,000 shares (PY: 5,00,000 shares)]	1.55	1.85
Suryadev Alloys of ₹ 10 each [NIL (PY: 5,80,000 shares)]	–	1.76
<b>Equity shares (quoted)</b>		
LIC Housing Finance Limited of ₹ 2 each [1,000 shares (PY: NIL)]	0.03	–
Hathway Cable and Datacom Limited of ₹ 2 each [54,62,830 shares (PY: 54,62,830 shares)]	9.42	14.04
HDFC Life Insurance Company Limited of ₹ 10 each [8,70,22,222 shares (PY: NIL)]	4,683.54	–
	<b>4,822.34</b>	<b>78.29</b>
(i) Aggregate book value of unquoted investments	129.34	64.25
(ii) Aggregate book value and market value of quoted investments	4,693.00	14.04
(iii) Refer Note 51 for information about fair value measurement and Note 52 for credit risk and market risk of investment		
(iv) Investments at fair value through OCI (fully paid) reflect investment in quoted and unquoted equity securities. These equity shares are designated as FVTOCI as they are not held for trading purpose.		
<sup>^</sup> Figures being less than ₹ 50,000 in each case has not been disclosed		

# Notes to the Consolidated Financial Statements

for the year ended 31 March 2022

## 7 Non-current trade receivables (at amortised cost)

(₹ in Crores)

Particulars	March 31, 2022	March 31, 2021
<b>Unsecured, Considered good</b>		
Trade receivables, considered good - unsecured	0.05	0.08
	<b>0.05</b>	<b>0.08</b>

Refer note 14 for aging of trade receivables.

## 8 Non-current loans (at amortised cost)

(₹ in Crores)

Particulars	March 31, 2022	March 31, 2021
<b>Unsecured, considered good</b>		
a) Loans to employees	0.09	0.34
b) Loans against Insurance Policies (secured)	–	501.63
	<b>0.09</b>	<b>501.97</b>

## 9 Other non-current Financial Assets (at amortised cost)

(₹ in Crores)

Particulars	March 31, 2022	March 31, 2021
<b>(i) Unsecured, considered good</b>		
a) Security Deposits	25.59	50.83
<b>(ii) Credit impaired</b>		
a) Deposits	–	1.01
	<b>25.59</b>	<b>51.84</b>
Less: Loss allowance	–	1.01
	<b>25.59</b>	<b>50.83</b>

## 10 Other non-current assets

(₹ in Crores)

Particulars	March 31, 2022	March 31, 2021
<b>(i) Unsecured, considered good</b>		
a) Capital advances	24.69	74.17
b) Prepaid expenses	23.73	25.93
c) Balances and deposit with Government Authorities	62.86	110.98
<b>(ii) Unsecured, considered doubtful</b>		
a) Balances and deposit with Government Authorities	15.10	20.34
	<b>126.38</b>	<b>231.42</b>
Less: Provision for doubtful advances	15.10	20.34
	<b>111.28</b>	<b>211.08</b>

# Notes to the Consolidated Financial Statements

for the year ended 31 March 2022

## 11 Inventories

(₹ in Crores)

Particulars	March 31, 2022	March 31, 2021
<b>(At lower of cost and net realisable value)</b>		
a) Stores and spares	71.35	59.79
b) Raw materials [Including in transit ₹ 250.59 crs (PY: ₹ 264.05 crs)]	830.24	893.00
c) Work-in-progress	802.11	792.71
d) Finished goods	1,079.08	828.54
e) Stock-in-trade	72.51	62.82
	<b>2,855.29</b>	<b>2,636.86</b>

- I. The cost of inventories recognised as an expense during the year has been disclosed on the face of the Statement of Profit and Loss and note 43.
- II. The cost of inventories recognised as an expense includes ₹ 10.16 crs (PY: ₹ 24.23 crs) in respect of write downs of inventory.
- III. Carrying amount of inventories pledged as borrowings ₹ 345.78 crs (PY: ₹ 238.75 crs). Refer note 23 and 30.

## 12 Current investments of life insurance business

(₹ in Crores)

Particulars	March 31, 2022	March 31, 2021
<b>a. Investments held at amortised cost</b>		
<b>Policyholders' investments (quoted)</b>		
Government securities and government guaranteed bonds including treasury bills	–	93.86
Debentures/bonds	–	1.10
Investments in infrastructure and social sector bonds	–	98.28
Others (CBLO)	–	71.33
<b>Shareholders' investments (quoted)</b>		
Others (CBLO)	–	2.05
Less : Impairment loss	–	(4.61)
	<b>–</b>	<b>262.01</b>
<b>b. Investments held at FVTOCI</b>		
<b>Policyholders' investments (quoted)</b>		
Government securities and government guaranteed bonds including treasury bills	–	11.25
Debentures/bonds	–	3.56
Investments in infrastructure and social sector bonds	–	16.93
<b>Shareholders' investments (quoted)</b>		
Government securities and government guaranteed bonds including treasury bills	–	31.37
Investments in infrastructure and social sector bonds	–	3.75
	<b>–</b>	<b>66.86</b>



# Notes to the Consolidated Financial Statements

for the year ended 31 March 2022

## 12 Current investments of life insurance business (Contd..)

(₹ in Crores)

Particulars	March 31, 2022	March 31, 2021
<b>c. Investments held at FVTPL</b>		
<b>Shareholders' investments (quoted)</b>		
Mutual funds	–	18.25
<b>Policyholders' investments (quoted)</b>		
Mutual funds	–	28.79
<b>Assets held to cover linked liabilities (quoted)</b>		
Government securities and government guaranteed bonds including treasury bills	–	104.11
Investments in infrastructure and social sector bonds	–	5.40
Others (CBLO)	–	96.12
<b>Net current assets</b>		
Bank balances	–	0.29
Interest and dividend accrued on Investment	–	11.43
Outstanding contract (net)	–	(5.53)
Other current assets	–	27.12
Other current liabilities	–	(12.65)
	<b>–</b>	<b>273.33</b>
	<b>–</b>	<b>602.20</b>
(i) Aggregate book value of quoted investments	–	581.54
(ii) Aggregate market value of quoted investments	–	581.24
(iii) Aggregate book value of unquoted investments	–	–
(iv) Aggregate amount of impairment in value of Investment	–	4.61
(v) Refer Note 51 for information about fair value measurement and Note 58B for credit risk and market risk of investment.	–	–

## 13 Other investments

(₹ in Crores)

Particulars	March 31, 2022	March 31, 2021
<b>Investments at FVTPL</b>		
Units of mutual funds (unquoted)	711.54	903.04
	<b>711.54</b>	<b>903.04</b>
(i) Aggregate book value of unquoted investments	711.54	903.04
(ii) Refer Note 51 for information about fair value measurement and Note 52 for credit risk and market risk of investment.		

# Notes to the Consolidated Financial Statements

for the year ended 31 March 2022

## 14 Trade receivables (unsecured) (at amortised cost)

(₹ in Crores)

Particulars	March 31, 2022	March 31, 2021
Trade receivables, considered good - unsecured	1,106.32	1,082.21
Trade receivables, which have significant increase in credit risk	1.91	16.88
Trade receivables, credit impaired	6.31	7.22
	1,114.54	1,106.31
Less: Loss allowance	16.69	30.11
	<b>1,097.85</b>	<b>1,076.20</b>

Carrying amount of trade receivables pledged against borrowings are ₹ 142.50 crs (PY: ₹ 173.87 crs). Refer note 23 and 30.

The Company's exposure to credit and currencies risks, and loss allowances related to trade receivables are disclosed in note 52.

## Trade Receivables aging schedule as at 31 March 2022

(₹ in Crores)

Particulars	Unbilled dues	Not Due	Outstanding for following periods from due date of payment					Total
			Less than 6 months	6 months -1 year	1-2 years	2-3 years	More than 3 years	
(i) Undisputed Trade receivables – considered good	–	673.53	387.64	9.74	8.59	5.63	20.53	1,105.66
(ii) Undisputed Trade Receivables – which have significant increase in credit risk	–	–	–	–	–	–	–	–
(iii) Undisputed Trade Receivables – credit impaired	–	–	–	–	–	0.03	1.88	1.91
(iv) Disputed Trade Receivables – considered good	–	–	–	0.03	0.07	0.07	0.54	0.71
(v) Disputed Trade Receivables – which have significant increase in credit risk	–	–	–	–	–	–	–	–
(vi) Disputed Trade Receivables – credit impaired	–	–	–	–	–	–	6.31	6.31
<b>Total</b>	<b>–</b>	<b>673.53</b>	<b>387.64</b>	<b>9.77</b>	<b>8.66</b>	<b>5.73</b>	<b>29.26</b>	<b>1,114.59</b>

## Trade Receivables aging schedule as at 31 March 2021

(₹ in Crores)

Particulars	Unbilled dues	Not Due	Outstanding for following periods from due date of payment					Total
			Less than 6 months	6 months -1 year	1-2 years	2-3 years	More than 3 years	
(i) Undisputed Trade receivables – considered good	150.86	623.76	249.58	7.01	24.11	20.80	5.55	1,081.67
(ii) Undisputed Trade Receivables – which have significant increase in credit risk	–	–	–	–	–	–	–	–
(iii) Undisputed Trade Receivables – credit impaired	–	–	–	–	–	0.20	3.20	3.40
(iv) Disputed Trade Receivables – considered good	–	–	–	–	0.07	0.55	–	0.62
(v) Disputed Trade Receivables – which have significant increase in credit risk	–	–	–	–	1.61	11.87	–	13.48
(vi) Disputed Trade Receivables – credit impaired	–	–	–	–	–	–	7.22	7.22
<b>Total</b>	<b>150.86</b>	<b>623.76</b>	<b>249.58</b>	<b>7.01</b>	<b>25.79</b>	<b>33.42</b>	<b>15.97</b>	<b>1,106.39</b>

# Notes to the Consolidated Financial Statements

for the year ended 31 March 2022

## 15 Cash and cash equivalents

(₹ in Crores)

Particulars	March 31, 2022	March 31, 2021
a) Balances with banks on		
Current account	56.72	155.50
Deposits <sup>^</sup>	0.04	73.04
b) Cheques, drafts in hand	132.17	103.51
c) Cash in hand *	0.18	10.38
	<b>189.11</b>	<b>342.43</b>

<sup>^</sup> Balance with banks held as margin money deposit against guarantees.

\* Cash in hand include stamps on hand as at 31 March 2021.

## 16 Other bank balances

(₹ in Crores)

Particulars	March 31, 2022	March 31, 2021
a) Unclaimed dividend account	7.81	8.81
b) Deposits**	2.07	2.33
	<b>9.88</b>	<b>11.14</b>

\*\* Includes ₹ Nil crs (PY: ₹ 0.09 crs) with commercial tax department (Govt. of J&K) as security under GST, ₹ Nil crs (PY: ₹ 0.26 crs) as margin money for Bank Guarantee.

Further there is a lien with bank against bank guarantee of ₹ 1.09 crs (PY: ₹ 1.04 crs) and customs authority of ₹ 0.98 crs (PY: ₹ 0.94 crs).

## 17 Current loans (at amortised cost)

(₹ in Crores)

Particulars	March 31, 2022	March 31, 2021
<b>Unsecured, considered good</b>		
a) Loans to employees	0.28	0.46
b) Loans against Insurance Policies (secured)	–	31.38
	<b>0.28</b>	<b>31.84</b>

## 18 Other current financial assets (at amortised cost)

(₹ in Crores)

Particulars	March 31, 2022	March 31, 2021
<b>Unsecured, considered good</b>		
a) Rebates and discounts receivables	28.01	46.97
b) Other receivables #	4.29	28.31
c) Security Deposits	20.80	20.30
d) Income accrued on investments / deposits	0.04	305.46
e) Investments held to meet policyholders' dues	–	52.25
	<b>53.14</b>	<b>453.29</b>
f) Less: Loss allowance	–	14.04
	<b>53.14</b>	<b>439.25</b>

# Other receivables includes ₹ 18.30 crs pertaining to last day units, contracts for sale of equity etc. of ELI during the year ended 31 March 2021.

# Notes to the Consolidated Financial Statements

for the year ended 31 March 2022

## 19 Other current assets

(₹ in Crores)

Particulars	March 31, 2022	March 31, 2021
<b>Unsecured, considered good</b>		
a) Advances to suppliers	23.22	9.19
b) Other receivables and advances **	76.74	54.86
c) Balances and deposit with Government Authorities	89.18	114.97
d) Prepaid expenses	15.02	33.95
<b>Unsecured, considered doubtful</b>		
a) Advances to suppliers	–	3.62
	<b>204.16</b>	<b>216.59</b>
Less: Provision for doubtful deposits and advances	–	3.62
	<b>204.16</b>	<b>212.97</b>

\*\* Includes export incentive receivables aggregating to ₹ 48.61 crs (PY: ₹ 29.97 crs)

## 20 Share capital

(₹ in Crores)

Particulars	March 31, 2022	March 31, 2021
<b>a) Authorised</b>		
1,00,00,00,000 (PY: 1,00,00,00,000) equity shares of ₹ 1 each	100.00	100.00
	100.00	100.00
<b>b) Issued, subscribed &amp; fully paid-up</b>		
85,00,00,000 (PY: 85,00,00,000) equity shares of ₹ 1 each	85.00	85.00
	85.00	85.00
<b>c) Reconciliation of the number of equity shares outstanding at the beginning and at the end of the reporting year</b>		
<b>Name of Shareholder</b>	<b>Number of Shares</b>	
Balance at the beginning and at the end of the year	85,00,00,000	85,00,00,000
<b>d) Terms / rights attached to equity shares</b>		
The Holding company has only one class of equity shares having a par value of ₹ 1 per share. Each holder of equity shares is entitled to one vote per share. In the event of liquidation, the holders of equity shares will be entitled to receive remaining assets of the Holding company, after distribution of all preferential amounts. The distribution will be in proportion to the number of equity shares held by the shareholders.		
<b>e) Shares held by holding company</b>		
<b>Name of Shareholder</b>	<b>Number of Shares</b>	
Chloride Eastern Limited, UK (considered to be Holding company by virtue of de-facto control) 45.99% (PY:45.99%)	39,09,54,666	39,09,54,666
<b>f) Details of shareholders holding more than 5% shares in Company</b>		
<b>Name of Shareholder</b>	<b>Number of Shares</b>	
Chloride Eastern Limited, UK holding 45.99 % (PY : 45.99 %)	39,09,54,666	39,09,54,666
Life Insurance Corporation of India 5.50% (PY: 5.89%)	4,67,17,388	5,00,44,588
As per records, including its register of shareholders / members and other declaration received from shareholders, the above shareholding represents legal ownership of shares.		
<b>g) Shares held by promoters at the end of the year</b>		
Chloride Eastern Limited 45.99% (PY: 45.99%)	39,09,54,666	39,09,54,666
There has been no change in the promoter's shareholding during the year.		

# Notes to the Consolidated Financial Statements

for the year ended 31 March 2022

## 21 Other equity

(₹ in Crores)

Particulars	March 31, 2022	March 31, 2021
<b>a) Securities premium</b>	737.88	737.88
Premium received on equity shares issued are recognised in the securities premium		
<b>b) Retained earnings</b>	10,547.85	6,017.55
Retained earnings are profits that the Company has earned till date, less dividends or other distributions paid to the shareholders. It also includes remeasurement gain/loss of defined benefit plans.		
<b>c) Foreign currency translation reserve (FCTR)</b>	0.38	0.13
Exchange differences on translating the financial statements of foreign operations		
<b>d) Capital redemption reserve</b>	0.80	0.80
The Group has created the reserve on account of buy back of shares from minority shareholders of a Component.		
<b>e) Capital reserve</b>	2.89	2.89
Capital reserve created on consolidation		
<b>f) Items of other comprehensive income</b>		
– Fair value of equity instruments through OCI	(791.06)	211.68
Changes in fair value of equity instruments recorded in other comprehensive income		
– Fair value of debt instruments through OCI	–	216.34
Changes in fair value of debt instruments recorded in other comprehensive income		
	<b>10,498.74</b>	<b>7,187.27</b>

## 22 Non-controlling interest

(₹ in Crores)

Particulars	March 31, 2022	March 31, 2021
Balance as at the commencement of the reporting year	<b>46.22</b>	<b>46.94</b>
Add: Share of loss attributable to non-controlling interest	(10.09)	(6.80)
Add: Changes in ownership interest that do not result in loss of control-acquisition of NCI (refer note below)	4.08	6.08
<b>Balance as at the end of the reporting year</b>	<b>40.21</b>	<b>46.22</b>

Note:

The Group has acquired an additional 4.75% (PY: 5.16%) equity interest in Exide Leclanche Energy Pvt Limited through subscription of fresh issue of equity shares by the subsidiary for a consideration of ₹ 85 crs (PY: ₹ 66.35 crs). Accordingly, an amount of ₹ 4.08 crs (PY: ₹ 6.08 crs) has been adjusted against non-controlling interest representing change in ownership interest of the Group in the subsidiary.

# Notes to the Consolidated Financial Statements

for the year ended 31 March 2022

## 23 Non-current borrowings (at amortised cost)

(₹ in Crores)

Particulars	March 31, 2022	March 31, 2021
<b>Non-current portion</b>		
Term loan from bank (secured)	76.74	79.41
Bank loans (unsecured)	5.62	6.17
	<b>82.36</b>	<b>85.58</b>
<b>Current maturities</b>		
Term loan from banks (secured)	20.91	6.16
	<b>20.91</b>	<b>6.16</b>
Less : Amount disclosed under the head "current borrowings" (refer note 30)	20.91	6.16
	<b>-</b>	<b>-</b>

### Term loan:

- (i) The below loans are secured by hypothecation plant & machinery, land & building, inventories and trade receivables of ABML
- The loan from DFCC Bank PLC amounting to ₹ 4.11 crs (PY ₹ 36.95 crs) carries an interest rate of 8.5% p.a.(PY 8.5% p.a) and repayable in 84 months.
- The loan from HSBC Ltd amounting to ₹ 30.41 crs (PY: ₹ 5.09 crs) carries an interest rate of LIBOR + 3% p.a. (PY: AWPLR + 0.5% to 1.5%) and repayable in 36 months.
- (ii) Includes ₹ 5.62 crs (PY: ₹ 6.17 crs) unsecured loan of Espex.
- (iii) Includes ₹ 49.47 crs (PY: ₹ 43.53 crs) of CML, for which exclusive charge (security interest) on the entire movable assets (excluding current assets) and immovable assets of Haldia Unit. The interest rate is to be reset at 12 months intervals. Interest rate is calculated at 12 month MCLR, presently at 6% (PY: 7.75% p.a.) payable at monthly intervals.
- The loan is repayable in 12 quarterly installments after moratorium period of 2 years from the date of first disbursement. Repayment to start from beginning of quarter i.e last day of the moratorium period of ₹ 4.17 crs each quarter from Aug'22 to May'24, ₹ 4.16 crs each quarter from Aug'24 to Feb'25 and ₹ 3.63 crs in May'25 quarter.
- (iv) Includes ₹ 13.66 crs (PY: NIL) of CML, for which exclusive charge is on the fixed assets of Supa plant. The interest rate is linked to prevailing 3 month T Bill + Fixed Spread determined on loan disbursal date. Reset of interest will happen 3 months @ prevailing 3 month T bill + fixed spread determined on loan disbursal date. The loan is repayable in 6 years after moratorium period of 1 years from the date of first disbursement. After moratorium, 2nd year repayment will be ₹ 0.07 crs to be paid in 4 quarterly installments and thereafter ₹ 0.84 crs repayments of balance amount to be made in 16 equal quarterly installments.

## 24 Non-current trade payables (at amortised cost)

(₹ in Crores)

Particulars	March 31, 2022	March 31, 2021
Trade payable for goods & services		
Total outstanding dues of micro and small enterprises (refer note no. 48)	-	-
Total outstanding dues of creditors other than micro and small enterprises	7.87	7.83
	<b>7.87</b>	<b>7.83</b>

Refer note no. 31 for aging of trade receivables.

# Notes to the Consolidated Financial Statements

for the year ended 31 March 2022

## 25 Other non-current financial liabilities (at amortised cost)

(₹ in Crores)

Particulars	March 31, 2022	March 31, 2021
Payables for capital goods	3.40	4.52
Other payables	4.12	4.09
	<b>7.52</b>	<b>8.61</b>

## 26 Non current provisions

(₹ in Crores)

Particulars	March 31, 2022	March 31, 2021
Provision for employee benefits (refer note 46)		
Post retirement medical benefits	4.77	4.58
Gratuity	10.87	12.66
Pension	–	0.17
Compensated absences	42.56	43.88
Others		
Provision for site restoration liabilities	3.40	2.67
	<b>61.60</b>	<b>63.96</b>
<b>Provisions for site restoration</b>		
A provision is recognised for site restoration liabilities on leasehold lands taken by the Group:		
<b>Opening balance</b>	2.67	1.53
Add: Interest accrued on the provision during the year	0.73	1.14
<b>Closing balance</b>	<b>3.40</b>	<b>2.67</b>

## 27 Non-current insurance contract liabilities

(₹ in Crores)

Particulars	March 31, 2022	March 31, 2021
Policy liabilities		
Insurance contracts liabilities*		
– Par	–	8,027.76
– Par pension	–	20.97
– Non par	–	3,698.57
– Annuity	–	193.89
– VIP non par pension	–	910.28
Provision for linked liabilities	–	1,313.91
Fair value change (linked)	–	403.51
Non-unit liabilities	–	8.74
	–	<b>14,577.63</b>

\* For movement of policyholders' funds, funds for discontinued policies, funds for future appropriation and embedded derivative liability - refer note 58C.

# Notes to the Consolidated Financial Statements

for the year ended 31 March 2022

## 28 Investment contract liabilities\*\*

(₹ in Crores)

Particulars	March 31, 2022	March 31, 2021
– Pension	–	647.75
– VIP non par pension	–	1.68
– Linked	–	188.32
	–	<b>837.75</b>

\*\*For movement of investment contracts liabilities - refer note 58D.

## 29 Deferred tax liability / (asset) (net)

(₹ in Crores)

Particulars	March 31, 2022	March 31, 2021
a) Deferred tax assets	182.68	56.06
b) Deferred tax liability	125.50	129.22
	<b>57.18</b>	<b>(73.16)</b>

### Movement in deferred tax (liabilities) / assets balances:

(₹ in Crores)

2021-22	April 01, 2021	Movement through Statement of Profit and Loss	Movement through Other Comprehensive Income	Deferred tax pertaining to disposal of discontinued operations	Effect of foreign exchange	March 31, 2022
<b>Deferred tax liability:</b>						
Arising out of temporary difference in depreciable assets	(127.51)	5.37	–	–	0.66	(121.48)
Expenses claimed as deduction as per Income Tax Act, 1961 but not booked in current year	(1.71)	(2.31)	–	–	–	(4.02)
<b>Deferred tax assets:</b>						
On expenses allowable against taxable income in future years	42.52	(9.31)	–	–	(0.53)	32.68
On lease liabilities (net of right-of-use assets)	1.81	1.42	–	–	–	3.23
On unabsorbed depreciation and business loss	10.34	4.33	–	(2.40)	(0.16)	12.11
Unrealised gain on investment *	1.39	35.35	97.92	–	–	134.66
	<b>(73.16)</b>	<b>34.85</b>	<b>97.92</b>	<b>(2.40)</b>	<b>(0.03)</b>	<b>57.18</b>

\* Includes ₹ 35.29 crs as deferred tax assets created during the year pertaining to gain on disposal of discontinued operations of ELI.



# Notes to the Consolidated Financial Statements

for the year ended 31 March 2022

## 29 Deferred tax liability / (asset) (net) (Contd..)

(₹ in Crores)

2020-21	April 01, 2020	Movement through Statement of Profit and Loss	Movement through Other Comprehensive Income	Effect of foreign exchange	March 31, 2021
<b>Deferred tax liability:</b>					
Arising out of temporary difference in depreciable assets	(144.26)	16.80	–	(0.05)	(127.51)
Expenses claimed as deduction as per Income Tax Act, 1961 but not booked in current year	(3.82)	2.11	–	–	(1.71)
<b>Deferred tax assets:</b>					
On expenses allowable against taxable income in future years	36.18	6.32	–	0.02	42.52
On lease liabilities (net of right-of-use assets)	0.16	1.65	–	–	1.81
On unabsorbed depreciation and business loss	16.75	(6.40)	–	(0.01)	10.34
Unrealised gain on investment	2.91	(0.17)	(1.35)	–	1.39
Others	0.36	(0.36)	–	–	–
	<b>(91.72)</b>	<b>19.95</b>	<b>(1.35)</b>	<b>(0.04)</b>	<b>(73.16)</b>

### Reconciliation of statutory rate of tax and effective rate of tax:

Particulars	March 31, 2022		March 31, 2021	
	Rate	(₹ in Crores)	Rate	(₹ in Crores)
At India's statutory income tax rate of 25.17% (PY: 25.17%)	<b>25.17%</b>	<b>1,358.49</b>	<b>25.17%</b>	<b>270.40</b>
<b>Adjustments:</b>				
Non-deductible expenses for tax purposes	0.18%	9.97	0.70%	7.48
Various allowances claimed under Income Tax Act, 1961	-0.04%	(1.95)	-0.20%	(2.15)
Indexation benefit on sale of capital asset as per Income tax Act	-5.64%	(304.21)	–	–
Impact of lower tax rate on certain items	-0.75%	(40.43)	-0.02%	(0.22)
Current year losses for which no deferred tax asset is recognised	0.32%	17.41	0.45%	4.82
Impact of differential tax rate of Indian/Foreign jurisdiction	0.01%	0.60	-0.77%	(8.23)
Others including tax impact of earlier years	0.02%	0.98	-0.07%	(0.81)
<b>Total tax expense</b>	<b>19.28%</b>	<b>1,040.86</b>	<b>25.25%</b>	<b>271.29</b>

(₹ in Crores)

Particulars	March 31, 2022	March 31, 2021
Breakup of tax expense is as follows:		
<b>Current tax</b>		
Current period	277.43	283.11
Prior period	(11.57)	8.13
<b>Deferred tax</b>		
Origination and reversal of temporary differences	0.44	(19.95)
Tax expenses pertaining to discontinuing operations		
- Current Tax	809.85	–
- Deferred Tax	(35.29)	–
<b>Total tax expenses</b>	<b>1,040.86</b>	<b>271.29</b>

# Notes to the Consolidated Financial Statements

for the year ended 31 March 2022

## 29 Deferred tax liability / (asset) (net) (Contd..)

Income tax pertaining to items recognised in Other Comprehensive Income is as follows:

For the year 31 March 2022:

(₹ in Crores)

Sl No	Nature of item	Before tax	Tax (expense) /benefit	Net of tax
a	Re-Measurement gains/(losses) on defined benefit plans	(0.18)	(0.54)	(0.72)
b	Gain / (loss) of fair value of investment	(835.71)	97.92	(737.79)
		<b>(835.89)</b>	<b>97.38</b>	<b>(738.51)</b>

For the year 31 March 2021:

(₹ in Crores)

Sl No	Nature of item	Before tax	Tax (expense) /benefit	Net of tax
a	Re-Measurement gains/(losses) on defined benefit plans	0.08	(0.03)	0.05
b	Gain / (loss) of fair value of investment	171.18	(1.35)	169.83
		<b>171.26</b>	<b>(1.38)</b>	<b>169.88</b>

- i) ELEPL has not recognised deferred tax asset of ₹ 22.49 crs (PY: ₹ 10.51 crs) on unabsorbed business losses, unabsorbed depreciation and other temporary differences due to lack of convincing evidence that sufficient taxable profit will be available against which the unused tax losses can be utilised by the Company.

The unabsorbed business loss can be carried forward only for a period of 8 years from the year they arise. The losses are being carried forward from FY 2018-19. Unabsorbed depreciation does not get expired.

- ii) Certain subsidiaries of the group have undistributed earnings of ₹ 93.65 crs (PY: ₹ 94.63 crs) which, if paid out as dividends, would be subject to tax in the hands of the recipient. An assessable temporary difference exists, but no deferred tax liability has been recognised as the parent entity is able to control the timing of distributions from these subsidiaries and is not expected to distribute these profits in the foreseeable future.

## 30 Current Borrowings (at amortised cost)

(₹ in Crores)

Particulars	March 31, 2022	March 31, 2021
Current maturities of long term debt	20.91	6.16
Cash credits / working capital demand loan (secured)	91.54	43.43
Import loan from banks (secured)	13.97	2.79
<b>From Banks (Unsecured)</b>		
Bank loan (unsecured)	0.45	0.45
	<b>126.87</b>	<b>52.83</b>

### Cash credits / working capital demand loan

- i. Includes ₹ 7.06 crs (PY: ₹ 13.74 crs) of CPSSL secured by hypothecation of raw materials, finished stock, work-in-progress, book debts and other receivables. The loan carries an interest rate of 9.05% p.a. (PY: 9.05% p.a.) and repayable on demand.
- ii. Includes ₹ 1.28 crs (PY: ₹ 1.35 crs) of ABML secured by hypothecation of inventory and trade receivables. Repayable on demand.

# Notes to the Consolidated Financial Statements

for the year ended 31 March 2022

## 30 Current Borrowings (at amortised cost) (Contd..)

- iii. Includes ₹ 50.45 crs (PY: ₹ 12.57 crs) of CML, secured by first pari passu charge on entire stocks and book debts of the Company (both present and future). The loan carries an interest rate of 4.60% p.a. (PY: 7% p.a.) and repayable on demand.
- iv. Includes ₹ 10.98 crs (PY: ₹ 15 crs) of ELEPL, secured by way of first pari passu charge on entire stock and book debts of the Company (both present and future) with other WC bankers under multiple banking arrangements and second pari passu charge over movable fixed assets of the company with other WC bankers under multiple banking arrangement. The loans carries an interest rates of 3M MCLR + 0.20% and repayable on demand.
- v. Includes ₹ 12.96 crs (PY: ₹ 0.76 crs) of ELEPL, secured by way of first pari passu charge over current assets of the company and second pari passu charge over movable fixed assets of the company. The loans carries an interest rates of I-MCLR-6M + 1.35% and repayable on demand.
- vi. Includes ₹ 8.81 crs (PY: NIL) of ELEPL, secured by way of first pari passu charge on entire stock and book debts of the Company (both present and future) with other WC bankers under multiple banking arrangements and second pari passu charge over movable fixed assets of the company under multiple banking arrangement. The loans is repayable on demand and carries interest rates of 3M MCLR + 0.20%.
- vii. Includes ₹ 0.45 crs (PY: 0.45 crs) unsecured loan of Espex  
 Import Loan of ₹ 13.97 crs (PY: ₹ 2.79 crs) Secured by hypothecation of the plant & machinery, land & building, inventories and trade receivables of ABML.

## 31 Trade payables (at amortised cost)

(₹ in Crores)

Particulars	March 31, 2022	March 31, 2021
<b>a) Trade payable for goods &amp; services</b>		
Total outstanding dues of Micro and small enterprises (refer note no. 48)	247.96	287.46
Total outstanding dues of creditors other than Micro and small enterprises	995.73	1,747.54
<b>b) Acceptances</b>	602.64	338.67
	<b>1,846.33</b>	<b>2,373.67</b>

Refer note 52 for information about liquidity risk and market risk related to trade payables.

For terms and conditions with related parties, refer to Note 49

## Trade Payables aging schedule as at 31 March 2022

(₹ in Crores)

Particulars	Not Due	Outstanding for following periods from due date of payment				Total
		Less than 1 year	1-2 years	2-3 years	More than 3 years	
(i) MSME	246.79	0.86	–	–	–	247.65
(ii) Others	1,284.20	109.48	3.96	0.43	0.44	1,398.51
(iii) Disputed dues – MSME	–	–	0.05	0.20	0.06	0.31
(iv) Disputed dues - Others	–	–	–	0.26	–	0.26
	<b>1,530.99</b>	<b>110.34</b>	<b>4.01</b>	<b>0.89</b>	<b>0.50</b>	<b>1,646.73</b>
Add:- Accrued liabilities						207.47
<b>Total</b>						<b>1,854.20</b>

# Notes to the Consolidated Financial Statements

for the year ended 31 March 2022

## 31 Trade payables (at amortised cost) (Contd..)

### Trade Payables aging schedule as at 31 March 2021

(₹ in Crores)

Particulars	Outstanding for following periods from due date of payment					Total
	Not Due	Less than 1 year	1-2 years	2-3 years	More than 3 years	
(i) MSME	286.12	1.34	–	–	–	287.46
(ii) Others	1,265.06	349.87	30.41	7.89	54.62	1,707.85
(iii) Disputed dues – MSME	–	–	–	–	–	–
(iv) Disputed dues - Others	–	–	–	–	–	–
	<b>1,551.18</b>	<b>351.21</b>	<b>30.41</b>	<b>7.89</b>	<b>54.62</b>	<b>1,995.31</b>
Add:- Accrued liabilities						386.19
<b>Total</b>						<b>2,381.50</b>

## 32 Other current financial liabilities (at amortised cost)

(₹ in Crores)

Particulars	March 31, 2022	March 31, 2021
a) Unclaimed dividends (to be credited to Investor Education and Protection Fund as and when due)	7.81	8.81
b) Other payables -		
For selling and distribution costs	99.27	66.40
For capital goods	99.83	82.32
For other expenses [includes employee payables] #	96.62	97.96
For policy deposits and last day units (net)	–	86.27
	<b>303.53</b>	<b>341.76</b>

# Other liabilities includes employee related liabilities aggregating to ₹ 78.48 crs (PY: ₹ 79.07 Crs)

- There are no amounts due for payment to the Investor Education and Protection Fund under Section 125 of the Companies Act, 2013 as at 31 March 2022 and 31 March 2021.
- Other payables for selling and distribution costs represents outstanding liabilities for incentives and trade schemes, etc.

## 33 Other current liabilities

(₹ in Crores)

Particulars	March 31, 2022	March 31, 2021
a) Taxes and duties payable	193.24	147.45
b) Advances from customers	35.41	43.34
c) Deferred revenue *	34.81	34.20
	<b>263.46</b>	<b>224.99</b>

\*Deferred revenue relates to loyalty credit points granted to the customers as part of sales transactions and has been estimated with reference to the fair value of the products for which they could be redeemed.

# Notes to the Consolidated Financial Statements

for the year ended 31 March 2022

## 34 Current provisions

(₹ in Crores)

Particulars	March 31, 2022	March 31, 2021
a) Provision for employee benefits (refer note 46)		
Post retirement medical benefits	0.37	0.38
Compensated absences	3.47	5.78
Gratuity	0.07	3.46
b) Others		
Provision for warranty claims	211.17	217.42
Provision for litigations and tax disputes	53.56	53.56
	<b>268.64</b>	<b>280.60</b>
<b>Provisions for warranties</b>		
A provision is recognised for expected warranty claims on products sold, based on past experience of the level of repairs and returns. The table below gives information about movement in warranty provision:		
<b>Opening balance</b>	217.42	243.72
Add: Provision created during the year	217.36	195.42
Less: Utilised against warranty claims during the year	223.60	221.65
Effect of foreign exchange	(0.01)	(0.07)
<b>Closing balance</b>	<b>211.17</b>	<b>217.42</b>
<b>Provisions for litigations and tax disputes</b>		
The Group has estimated the provisions for pending litigation, claims and demands relating to indirect taxes based on its assessment of probability for these demands crystallising against the Group in due course:		
<b>Opening balance</b>	53.56	54.19
Add: Provision reversal during the year	–	(0.64)
<b>Closing balance</b>	<b>53.56</b>	<b>53.56</b>

## 35(a) Insurance contract liabilities

(₹ in Crores)

Particulars	March 31, 2022	March 31, 2021
Policy liabilities		
Insurance contracts liabilities*		
– Par	–	832.89
– Par pension	–	0.61
– Non par	–	253.40
– Annuity	–	0.22
– VIP non par pension	–	139.66
Provision for linked liabilities	–	134.30
	<b>–</b>	<b>1,361.08</b>

\* For movement of policyholders' funds, funds for discontinued policies, funds for future appropriation and embedded derivative liability - refer note 58C.

# Notes to the Consolidated Financial Statements

for the year ended 31 March 2022

## 35(b) Investment contract liabilities\*\*

(₹ in Crores)		
Particulars	March 31, 2022	March 31, 2021
– Pension	–	139.67
– VIP non par pension ^	–	–
– Linked ^	–	–
	<b>–</b>	<b>139.67</b>

^ Figures being less than ₹ 50,000 in each case has not been disclosed

\*\*For movement of investment contracts liabilities - refer note 58D

## 36 Revenue from operations

(₹ in Crores)		
Particulars	2021-22	2020-21
Sale of products	12,712.75	10,305.83
Other operating income		
Export incentive	28.74	18.51
Sale of scrap	25.41	16.45
Income from service / installation	22.32	18.64
	<b>12,789.22</b>	<b>10,359.43</b>

Sales are net of price adjustments settled during the year by the Company and discounts, trade incentives, GST etc.

## Disaggregation of revenue based on industry vertical and customers profile (other than insurance business)

(₹ in Crores)		
Particulars	2021-22	2020-21
Institutional sales	3,477.29	2,807.30
Non-institutional sales	9,283.19	7,533.62
	<b>12,760.48</b>	<b>10,340.92</b>

## Disaggregation based on geography

(₹ in Crores)		
Particulars	2021-22	2020-21
India	11,335.95	9,372.15
Outside India	1,424.53	968.77
	<b>12,760.48</b>	<b>10,340.92</b>

Geographic location is based on the location of customers

## Information about major customers:

No single customer represents 10% or more of the Company's total revenue during the year ended March 31, 2022 and March 31, 2021.

# Notes to the Consolidated Financial Statements

for the year ended 31 March 2022

## 31 Trade payables (at amortised cost) (Contd..)

Changes in deferred revenue are as follows:

	(₹ in Crores)	
Particulars	2021-22	2020-21
Balance at the beginning of the year	34.20	59.34
Revenue recognised that was included in the unearned and deferred revenue at the beginning of the year	(27.44)	(40.24)
Other adjustments - settlement through credit notes	(6.76)	(19.10)
Increase due to invoicing during the year, excluding amounts recognised as revenue during the year	34.81	34.20
<b>Balance at the end of the year</b>	<b>34.81</b>	<b>34.20</b>

Reconciliation of revenue recognised with the contracted price is as follows:

	(₹ in Crores)	
Particulars	2021-22	2020-21
Contracted revenue	13,266.52	10,794.32
Reduction towards variable consideration components	(506.04)	(453.40)
<b>Revenue recognised</b>	<b>12,760.48</b>	<b>10,340.92</b>

The reduction towards variable consideration comprises of discounts, incentive etc.

## Contract balances

	(₹ in Crores)	
Particulars	2021-22	2020-21
Trade receivables	1,097.90	1,076.28
Contract liabilities	34.81	34.20
	<b>1,063.09</b>	<b>1,042.08</b>

## 37 Other income

	(₹ in Crores)	
Particulars	2021-22	2020-21
Interest income on:		
Bank deposits	0.34	0.25
Income tax refunds	6.74	-
Financial assets carried at amortised cost	1.00	1.78
Dividend Income on		
Current investments in mutual funds designated at FVTPL	-	24.29
Investment designated at FVOCI	0.23	-
Changes in fair value of investments designated at FVTPL	7.68	2.76
Gain on sale of investments (net)	23.61	-
Other non-operating income		
Net foreign exchange gain	16.08	21.15
Others	6.39	12.25
	<b>62.07</b>	<b>62.48</b>

# Notes to the Consolidated Financial Statements

for the year ended 31 March 2022

## 38 Cost of materials consumed

(₹ in Crores)		
Particulars	2021-22	2020-21
Opening stock	893.00	680.58
Add: Purchases	8,819.73	6,857.92
	<b>9,712.73</b>	<b>7,538.50</b>
Less: Closing Stock	830.24	893.00
	<b>8,882.49</b>	<b>6,645.50</b>

Cost of material consumed includes net proceeds from scrap batteries

## 39 Changes in inventories of finished goods, work-in-progress and stock-in-trade

(₹ in Crores)		
Particulars	2021-22	2020-21
<b>Opening Stock</b>		
Work-in-progress	792.71	754.01
Finished goods	828.54	885.26
Stock-in-trade	62.82	44.93
	<b>1,684.07</b>	<b>1,684.20</b>
<b>Closing Stock</b>		
Work-in-progress	802.11	792.71
Finished goods	1,079.08	828.54
Stock-in-trade	72.51	62.82
	<b>1,953.70</b>	<b>1,684.07</b>
<b>Net changes in inventories of finished goods, work-in-progress and stock-in-trade</b>	<b>(269.63)</b>	<b>0.13</b>

## 40 Employee benefit expenses

(₹ in Crores)		
Particulars	2021-22	2020-21
Salaries, wages and bonus	780.38	700.12
Contribution to provident and other funds (Refer Note 46)	47.66	45.04
Staff welfare expenses	78.32	71.42
	<b>906.36</b>	<b>816.58</b>

## 41 Finance costs

(₹ in Crores)		
Particulars	2021-22	2020-21
Interest expenses	35.32	13.01
Interest on lease liabilities	25.61	19.65
	<b>60.93</b>	<b>32.66</b>



# Notes to the Consolidated Financial Statements

for the year ended 31 March 2022

## 42 Depreciation and amortisation

(₹ in Crores)

Particulars	2021-22	2020-21
Depreciation of property, plant and equipments	405.88	367.19
Amortisation of intangible assets	16.06	13.00
Depreciation of right-of-use asset	17.58	13.32
	<b>439.52</b>	<b>393.51</b>

## 43 Other expenses

(₹ in Crores)

Particulars	2021-22	2020-21
Stores and spare parts consumed	95.76	77.94
Power and fuel	424.17	321.92
Battery charging / battery assembly expenses	71.77	71.80
Repairs and maintenance		
Buildings	9.93	7.04
Plant and machinery	30.29	28.24
Others	5.13	3.28
Software expenses	51.19	45.50
Rent and hire charges	51.10	45.31
Rates and taxes	6.54	6.31
Insurance	13.52	12.31
Commission	1.98	1.31
Royalty and technical aid fees	46.78	38.58
Warranty expenses	217.36	195.42
Publicity and sales promotion	48.89	39.16
Freight and forwarding (net)	377.44	309.03
After sales services	75.87	71.78
Clearing and forwarding expenses	43.16	41.82
Travelling and conveyance	26.54	15.10
Bank charges	3.43	3.86
Communication costs	4.50	4.10
Donations	0.01	0.01
Loss on of property, plant and equipments (net) sold/discarded (net)	0.02	0.20
Provision for expected credit loss on trade receivables	–	2.82
Miscellaneous expenses (refer note 43.1)	200.77	150.13
	<b>1,806.15</b>	<b>1,492.97</b>

# Notes to the Consolidated Financial Statements

for the year ended 31 March 2022

## 43.1 Miscellaneous expenses

Particulars	(₹ in Crores)	
	2021-22	2020-21
Motor vehicle running expenses	8.12	7.97
Consultancy and services outsourced	113.07	68.94
Security service charges	12.39	11.83
General expenses	8.30	7.59
Legal expenses	2.74	2.01
Printing and stationery	5.24	4.36
Total quality management expenses	0.20	0.23
Corporate social responsibility expenses	21.43	21.34
Pollution control expenses	13.19	9.43
Testing charges	1.55	1.52
Liquidated damages	1.45	0.04
Battery erection / installation costs	13.09	14.87
	<b>200.77</b>	<b>150.13</b>

## 44 Earnings per share (EPS)

Particulars	(₹ in Crores)	
	2021-22	2020-21
Details for calculation of basic and diluted earning per share:		
Profit for the year attributable to owners of the Company for continued operations	704.40	740.23
Profit for the year attributable to owners of the Company for discontinued operations	3,662.53	69.67
Profit for the year attributable to owners of the Company for continued and discontinued operations	4,366.93	809.90
Weighted average number of equity share (Numbers)	85,00,00,000	85,00,00,000
Earnings per share for continuing operations Basic and Diluted	8.29	8.71
Earnings per share for discontinued operations - Basic and Diluted	43.09	0.82
Earnings per share for continued and discontinued operations - Basic and Diluted	51.38	9.53

## 45 Significant accounting judgements, estimates and assumptions

The preparation of the financial statements requires management to make judgements, estimates and assumptions, as described below, that affect the reported amounts and the disclosures. The Group based its assumptions and estimates on parameters available when the financial statements were prepared and are reviewed at each Balance Sheet date. Uncertainty about these assumptions and estimates could result in outcomes that may require a material adjustment

to the reported amounts and disclosures. Information about critical judgements in applying accounting policies, as well as estimates and assumptions that have the most significant effect on the financial statements is as follows:

### (a) Estimation of uncertainty due to COVID-19 pandemic

The Group has considered the possible risk that may result from the pandemic relating to COVID-19 for all the components on the carrying amounts of assets including inventories, receivables, investments and other

# Notes to the Consolidated Financial Statements

for the year ended 31 March 2022

financial and non-financial assets. As per the assessment carried out by the management based on the internal and external information available upto the date of approval of these consolidated financial statements, the Group does not foresee any uncertainty related to recoverability or liquidation of the aforesaid assets and also about the ability of the non-financial assets to generate future economic benefits.

However, the impact assessment of COVID-19 is a continuing process given the uncertainties associated with its nature and duration. The impact of the global health pandemic may be different from that estimated as at the date of approval of these consolidated financial statements and the Group will continue to closely monitor any material changes to future economic conditions.

## (b) Employee benefit plans

The cost of the employment benefit plans and their present value are determined using actuarial valuations which involves making various assumptions that may differ from actual developments in the future. For further details refer note 46.

## (c) Fair value measurement and impairment of investments

The fair value of unquoted investments are determined using valuation methods which involves making various assumptions that may differ from actual developments in the future. For further details refer Note 51. Further the management makes various estimates with respect to impairment of investments. Refer note 52 for further details.

## (d) Customer loyalty programme

Judgement is required to determine the transaction price for the contract. The transaction price could be either a fixed amount of customer consideration or variable consideration with elements such as volume discounts and incentives. Any consideration payable to the customer is adjusted to the transaction price, unless it is a payment for a distinct product or service from the customer.

The Group estimates the fair value of points/awards accrued under the incentive schemes based on application of budgeted incentive payout rate or based on the fair value of the products against which such points/awards could be redeemed. Refer note 32 and 33 for further details.

## (e) Warranty Provisioning

The Group estimates the provision for warranty based on past trend of actual issues of batteries under warranty. As at 31 March 2022, the estimated liability towards warranty aggregated to ₹ 211.17 crs (PY: ₹ 217.42 crs). For further details refer note 34.

The provision towards warranty is not discounted as the management, based on past trend, expects to use the provision within twelve months after the Balance Sheet date.

## (f) Provision for litigations and tax disputes

The likelihood of outcome of litigations and tax disputes are estimated by the management based on past experiences, legal advice, other public information, etc. For further details, refer note 34.

## 46 Gratuity and other Post employment Benefit Plans

The Group provides for gratuity, a defined benefit retirement plan ('the Gratuity Plan') covering eligible employees of Group. The Gratuity Plan provides a lump-sum payment to vested employees at retirement, death, incapacitation or termination of employment, of an amount based on the respective employee's salary and the tenure of employment with the Group. Gratuity is funded through a Group managed trust. Trustees administer contributions made to the Trusts and contributions are invested in a scheme with the Life Insurance Corporation of India.

The Group operates defined benefit pension plan for certain categories of employees. These plans are managed through a group managed trust. The Group also operates post retirement medical benefit plan, a defined benefit plan which is unfunded.

# Notes to the Consolidated Financial Statements

for the year ended 31 March 2022

## 46 Gratuity and other Post employment Benefit Plans (Contd..)

Other retirement benefit plans include contribution to provident fund and pension fund (for certain categories of employees).

The trustees of the trust fund are responsible for the overall governance of the plan and to act in accordance with the

provisions of the trust deed and rules in the best interests of the plan participants. Each year, the Board of Trustees reviews the level of funding in the respective plans. Such a review includes the asset-liability matching strategy and investment risk management policy. The Board of Trustees decides its contribution based on the results of this annual review.

(₹ in Crores)

Particulars	2021-22			2020-21		
	GRATUITY (Funded)	PENSION (Funded)	PRMB (Unfunded)	GRATUITY (Funded)	PENSION (Funded)	PRMB (Unfunded)
<b>I Expenses recognised in the Statement of Profit and Loss</b>						
1 Current service cost	10.51	–	0.03	11.23	–	0.05
2 Interest cost	8.83	0.25	0.33	8.42	0.26	0.32
3 Expected return on plan assets	(8.31)	(0.26)	–	(7.74)	(0.14)	–
4 Total	11.03	(0.01)	0.36	11.91	0.12	0.37
<b>Expenses recognised in OCI</b>						
6 Actuarial (gains) / losses	0.75	(0.63)	0.06	(0.08)	0.05	(0.05)
7 Total expense	11.78	(0.64)	0.42	11.83	0.17	0.31
<b>II Net asset / (liability) recognised in the Balance Sheet</b>						
1 Present value of defined benefit obligation	129.63	3.17	5.14	144.00	3.96	4.96
2 Fair value of plan assets	118.69	4.08	–	127.88	3.79	–
3 Net asset / (liability)	(10.94)	0.91	(5.14)	(16.12)	(0.17)	(4.96)
<b>III Change in obligation during the year</b>						
1 Present value of defined benefit obligation at the beginning of the year	144.00	3.96	4.96	135.55	3.85	4.93
2 Current service cost, past service cost and plan amendments	10.51	–	0.03	11.23	–	0.05
3 Interest cost	8.83	0.25	0.33	8.42	0.26	0.32
4 Benefits paid	(11.61)	(0.43)	(0.24)	(11.58)	(0.10)	(0.29)
5 Actuarial (gains) / losses						
Arising from changes in experience	(1.91)	(0.60)	–	1.30	(0.04)	(0.02)
Arising from changes in demographic assumptions	–	–	0.15	–	–	–
Arising from changes in financial assumptions	0.46	(0.01)	(0.09)	(0.92)	(0.01)	(0.03)
Total	(1.45)	(0.61)	0.06	0.38	(0.05)	(0.05)
6 Less: Liability pertaining to discontinued operations	(20.65)	–	–	–	–	–
7 Present value of defined benefit obligation at the end of the year	129.63	3.17	5.14	144.00	3.96	4.96

# Notes to the Consolidated Financial Statements

for the year ended 31 March 2022

## 46 Gratuity and other Post employment Benefit Plans (Contd..)

(₹ in Crores)

Particulars	2021-22			2020-21		
	GRATUITY (Funded)	PENSION (Funded)	PRMB (Unfunded)	GRATUITY (Funded)	PENSION (Funded)	PRMB (Unfunded)
<b>IV Change in the fair value of plan assets during the year</b>						
1 Plan assets at the beginning of the year	127.88	3.79	–	110.58	0.43	–
2 Expected return on plan assets	8.31	0.26	–	7.74	0.14	–
3 Contribution by employer	9.57	0.44	–	20.61	3.42	–
4 Actual benefits paid	(11.52)	(0.43)	–	(11.51)	(0.10)	–
5 Actuarial gains / (losses)	(2.20)	0.02	–	0.46	(0.10)	–
6 Less: Plan assets pertaining to discontinued operations	(13.35)	–	–	–	–	–
7 Plan assets at the end of the year	118.69	4.08	–	127.88	3.79	–
8 Actual return on plan assets	6.11	0.28	–	8.20	0.04	–
<b>V The major categories of plan assets as a percentage of the fair value of total plan assets</b>						
Investments with insurer (except for few components which are unfunded)	100%	100%	–	100%	100%	–
<b>VI Maturity profile of the defined benefit obligation</b>						
Weighted average duration of the defined benefit obligation	7-12 years	3 years	9 years	3-12 years	2 years	9 years
Expected benefit payments for the year ending						
Not later than 1 year	6.76	0.66	0.37	12.59	1.01	0.39
Later than 1 year and not later than 5 years	50.15	2.40	1.79	56.21	2.57	1.73
More than 5 years	81.57	0.69	2.40	89.52	0.96	2.17

### VII Actuarial Assumptions

- Discount rate 5.43% - 7% p.a (March 31, 2021: 5.46% - 6.8% p.a.)
- Mortality pre retirement Indian Assured Lives Mortality (2006-08) (modified) Ult.
- Expected increase in salary
  - executive staff 10 % p.a (March 31, 2021: 10% p.a.)
  - other management staff 5 - 8 % p.a (March 31, 2021: 5 - 8% p.a.)
  - non-management staff 5 % p.a (March 31, 2021: 5% p.a.)

**VIII** In 2022-23 the Group expects to contribute ₹ 8.09 crs (2020-21: ₹ 9.40 crs) to gratuity and ₹ NIL (2020-21: ₹ 0.17 crs) to Pension.

# Notes to the Consolidated Financial Statements

for the year ended 31 March 2022

## 46 Gratuity and other Post employment Benefit Plans (Contd..)

- IX** Healthcare cost trend rates have no effect on the amounts recognised in the Statement of Profit and Loss, since the benefit is in the form of a fixed amount as per the various grades, which is not subject to change.
- X** The estimates of future salary increases considered in actuarial valuation, take account of inflation, seniority, promotion and other relevant factors, such as supply and demand in the employment market.
- XI** The Group's Contribution to Provident and Other Funds includes ₹ 36.28 crs (2020-21: ₹ 36.23 crs) paid towards defined contribution plans. This is exclusive of amount pertaining to ELI of ₹ 10.30 crs (PY: ₹ 12.74 crs).
- XII** Net asset / (liability) recognised in the Balance Sheet and experience actuarial (gain) / loss on plan assets and liabilities

(₹ in Crores)

Particulars	2021-22	2020-21
<b>1 Gratuity</b>		
Defined benefit obligation	129.63	144.00
Plan assets	118.69	127.88
Surplus / (deficit)	(10.94)	(16.12)
Experience (gain) / loss adjustments on plan liabilities	(1.91)	1.30
Experience gain / (loss) adjustments on plan assets	(2.20)	0.46
<b>2 Pension</b>		
Defined benefit obligation	3.17	3.96
Plan assets	4.08	3.79
Surplus / (deficit)	0.91	(0.17)
Experience (gain) / loss adjustments on plan liabilities	(0.60)	(0.04)
Experience gain / (loss) adjustments on plan assets	0.02	(0.10)
<b>3 Post-retirement medical benefit</b>		
Defined benefit obligation	5.14	4.96
Experience (gain) / loss adjustments on plan liabilities	-	(0.02)

- XIII** The basis of various assumptions used in actuarial valuations and their quantitative sensitivity analysis is as shown below:

(₹ in Crores)

Particulars	March 31, 2022		March 31, 2021	
	Discount rate (a)		Discount rate (a)	
<b>Assumptions</b>				
Sensitivity level	1% increase	1% decrease	1% increase	1% decrease
Impact on retiral benefits	(10.31)	11.80	(10.26)	11.70
<b>Assumptions</b>	Future salary increases (b)		Future salary increases (b)	
Sensitivity level	1% increase	1% decrease	1% increase	1% decrease
Impact on retiral benefits	10.76	(9.70)	10.70	(9.63)

(a) Based on interest rates of government bonds

(b) Based on management estimate

# Notes to the Consolidated Financial Statements

for the year ended 31 March 2022

## 47 Commitments and contingencies

(₹ in Crores)

Particulars	March 31, 2022	March 31, 2021
<b>Capital and other commitments</b>		
Commitment for acquisition of fixed assets	543.21	756.83
Commitment for investment	20.70	31.30
	<b>563.91</b>	<b>788.13</b>
<b>Contingent liabilities</b>		
Guarantees excluding financial guarantees		
Outstanding bank guarantees / indemnity bonds	81.05	72.00
Claims against the Group not acknowledged as debt		
Goods and service tax demands	4.25	–
Sales tax demands	7.77	7.84
Excise duty demands	4.82	4.82
Service tax demands	–	253.56
Income tax demands	3.79	4.20
Contractual obligation related to insurance business		
Policy claims under dispute	–	35.01
Claim under arbitration	–	74.20
Claim from a landlord, an appeal whereby is pending in Hon'ble Bombay High Court	Not Ascertainable	Not Ascertainable
	<b>101.68</b>	<b>451.63</b>

The Group has reviewed all its pending litigations and proceedings and has adequately provided for where provisions are required and disclosed as contingent liabilities where applicable, in its standalone financial statements. The Group does not expect the outcome of these proceedings to have a materially adverse effect on its standalone financial statements. The Group does not expect the impact to be material.

## 48 Details of dues to micro and small enterprises as defined under the Micro, Small And Medium Enterprises Development Act, 2006 (MSMED Act)

(₹ in Crores)

Particulars	2021-22	2020-21
Principal and interest amount remaining unpaid		
– Principal	247.96	287.46
– Interest	–	–
The amount of interest paid by the Company in terms of Section 16 of the MSMED Act alongwith the amount of the payment made to the supplier beyond the appointed date during the year.	–	–
The amount of the payments made to micro and small suppliers beyond the appointed day during each accounting year.	–	–
The amount of interest due and payable for the period of delay in making payment (which have been paid but beyond the appointed day during the year) but without adding the interest specified under MSMED Act.	–	–

# Notes to the Consolidated Financial Statements

for the year ended 31 March 2022

## 48 Details of dues to micro and small enterprises as defined under the Micro, Small And Medium Enterprises Development Act, 2006 (MSMED Act) (Contd..)

Particulars	(₹ in Crores)	
	2021-22	2020-21
The amount of interest accrued and remaining unpaid at the end of each accounting year.	–	–
The amount of further interest remaining due and payable even in the succeeding years, until such date when the interest dues above are actually paid to the small enterprise, for the purpose of disallowance of a deductible expenditure under section 23 of the MSMED Act.	0.14	0.14

## 49 Related Party Disclosure:

### i) Particulars of related parties :

#### A. Where control exists

Enterprise / Individuals having a direct or indirect control over the Group

Chloride Eastern Limited, UK. (CEL)  
Chloride Eastern Industries Pte Limited, Singapore (CEIL)  
LIEC Holdings SA, Switzerland  
Mr. S. B. Raheja

#### B. Where significant influence exists

Associates

CSE Solar Sunpark Maharashtra Private Limited (CSSMPL)  
CSE Solar Sunpark Tamil Nadu Private Limited (CSSTPL)  
Greenyana Solar Private Limited (GSPL) (till December 29, 2021)

#### C. Others

1. Key Management Personnel

Mr. Bharat D. Shah, Director  
Mr. R. B. Raheja, Director  
Mr. G Chatterjee, Whole Time Director (upto April 30, 2021)  
Mr. Subir Chakraborty, Whole Time Director  
Mr. Sudhir Chand, Director  
Ms. Mona N. Desai, Director  
Mr. Surin S. Kapadia, Director  
Mr. Nawshir H. Mirza, Director (upto October 27,2020)  
Mr. A K Mukherjee, Whole Time Director  
Mr. Arun Mittal, Whole Time Director  
Mr. Avik Kr. Roy, Whole Time Director (w.e.f. May 1, 2021)  
Mr. Jitendra Kumar, Company Secretary  
\*Mr. Kshitij Jain, Managing Director & Chief Executive Officer (ELI)  
\*Mr. Vijay Agarwal, Director (ELI)  
Mr. C Anil Kumar, Chief Financial Officer (ELI) (till August 14, 2020)  
Mr. Rajendra Prasad, Chief Financial Officer (ELI) (February 11, 2021 to June 9, 2021)  
\*Mr. Sandip Goenka, Chief Financial Officer (ELI) (w.e.f. June 22, 2021)  
\*Mr. Atanu Sen, Director (ELI)



# Notes to the Consolidated Financial Statements

for the year ended 31 March 2022

## 49 Related Party Disclosure: (Contd..)

	*Mr. Vinayak Aggarwal, Director (ELI)
	Mr. Manas Ranjan Panda , Company Secretary & CCO (ELI) (till November 10, 2020)
	*Mr. Ankit Singhal, Company Secretary & CCO (ELI) (w.e.f. January 20, 2021)
	*Mr. Rangarajan B N, Appointed Actuary & CRO (ELI)
2	Name of the Entities in which Individuals with direct/indirect control over the Group have significant influence or is a member of Key Managerial Personnel with whom transactions have happened during the year
	Shalini Construction Private Limited (Shalini Construction)
	Peninsula Estates Private Limited (Peninsula Estates)
	Raheja QBE General Insurance Company Limited (Raheja QBE)
	** Asianet Satellite Communication Private Limited
	** Prism Johnson Ltd (earlier Prism Cement Ltd.)
	** Juhu Beach Resort Limited
	** Sonata Software Limited
	** Outlook Publishing (India) Private Limited
	** Hathway Investment Private Limited
3	Employees Trusts where there is significant influence
	The Chloride Officers' Provident Fund (COPF)
	** Exide Life Insurance Employee Group Gratuity cum Life Assurance Scheme (Trust) (ELI-EGGLAS)
	The Chloride Employees' Gratuity Fund (CEGF)
	The Chloride Executive Gratuity Fund (CExGF)
	The Chloride Pension Fund (CPF)

\* Transaction with KMP of ELI considered till December 31, 2021 i.e. date of disposal of discontinued operations

\*\* Transaction with related party of ELI considered till December 31, 2021 i.e. date of disposal of discontinued operations

### ii) Details of transactions entered into with the related parties :

(₹ in Crores)

Particulars	Enterprise/ Individuals having direct or indirect control	Enterprise / Individuals on which there is significant influence	Key management personnel	Entities in which Individuals with direct/ indirect control over the Group have significant influence or is a member of Key Managerial Personnel	Employees Trust	Total
	Transaction Value	Transaction Value	Transaction Value	Transaction Value	Transaction Value	Transaction Value
<b>Technical Assistance Expenses</b>						
– Chloride Eastern Industries Pte Ltd.	0.12 (0.14)	–	–	–	–	0.12 (0.14)
<b>Life insurance premium received</b>						
– ELI-EGGLAS	–	–	–	–	–	–
	–	–	–	–	(2.00)	(2.00)
– Raheja QBE	–	–	–	0.01	–	0.01
	–	–	–	(0.11)	–	(0.11)
– Sonata Software Limited	–	–	–	–	–	–
	–	–	–	(0.32)	–	(0.32)

# Notes to the Consolidated Financial Statements

for the year ended 31 March 2022

## 49 Related Party Disclosure: (Contd..)

(₹ in Crores)

Particulars	Enterprise/ Individuals having direct or indirect control	Enterprise / Individuals on which there is significant influence	Key management personnel	Entities in which Individuals with direct/ indirect control over the Group have significant influence or is a member of Key Managerial Personnel	Employees Trust	Total
	Transaction Value	Transaction Value	Transaction Value	Transaction Value	Transaction Value	Transaction Value
– Outlook Publishing (India) Private Limited	–	–	–	0.03 (0.01)	–	0.03 (0.01)
– Prism Johnson Limited	–	–	–	4.68 (6.92)	–	4.68 (6.92)
– Key Management Personnel	–	–	0.24 (0.22)	–	–	0.24 (0.22)
<b>Benefits paid</b>						
– ELI-EGGLAS	–	–	–	–	2.40 (2.70)	2.40 (2.70)
– Hathway Investments Private Limited	–	–	–	–	–	–
– Juhu Beach Resort Limited	–	–	–	–	–	–
– Outlook Publishing (India) Private Limited	–	–	–	–	–	–
– Asianet Satellite Communication Private Limited	–	–	–	–	–	–
– Sonata Software Limited	–	–	–	0.05 (0.90)	–	0.05 (0.90)
– Prism Johnson Limited	–	–	–	3.46 (1.97)	–	3.46 (1.97)
– Key Management Personnel	–	–	0.01 (0.03)	–	–	0.01 (0.03)
<b>Services provided</b>						
– ELI-EGGLAS	–	–	–	–	0.14	0.14
<b>Sale of investment</b>						
– Raheja QBE	–	–	–	5.57	–	5.57
<b>Contributions to employees benefit plans</b>						
– COPF	–	–	–	–	24.94 (22.58)	24.94 (22.58)
– ELI-EGGLAS	–	–	–	–	–	–
	–	–	–	–	(2.00)	(2.00)

# Notes to the Consolidated Financial Statements

for the year ended 31 March 2022

## 49 Related Party Disclosure: (Contd..)

(₹ in Crores)

Particulars	Enterprise/ Individuals having direct or indirect control	Enterprise / Individuals on which there is significant influence	Key management personnel	Entities in which Individuals with direct/ indirect control over the Group have significant influence or is a member of Key Managerial Personnel	Employees Trust	Total
	Transaction Value	Transaction Value	Transaction Value	Transaction Value	Transaction Value	Transaction Value
<b>Purchase of Electricity</b>						
– CSSMPL	–	11.27	–	–	–	11.27
	–	(7.87)	–	–	–	(7.87)
– CSSTPL	–	16.84	–	–	–	16.84
	–	(13.53)	–	–	–	(13.53)
<b>Rent and Maintenance Costs</b>						
– Shalini Construction	–	–	–	0.77	–	0.77
	–	–	–	(0.71)	–	(0.71)
– Peninsula Estates	–	–	–	0.19	–	0.19
	–	–	–	(0.18)	–	(0.18)
<b>Insurance Expenses</b>						
– Raheja QBE	–	–	–	–	–	–
	–	–	–	(0.01)	–	(0.01)
<b>Investments during the year</b>						
– CSSMPL	–	5.16	–	–	–	5.16
	–	–	–	–	–	–
– CSSTPL	–	2.24	–	–	–	2.24
	–	–	–	–	–	–
<b>Remuneration *</b>						
Short term employee benefits (including commission and sitting fees)	–	–	39.13 (23.95)	–	–	39.13 (23.95)
Post retirement benefits	–	–	1.55	–	–	1.55
	–	–	<b>(1.62)</b>	–	–	<b>(1.62)</b>

\* Does not include post-employment benefit based on actuarial valuation as this is done for the Company as a whole.

Transaction amount disclosed above are inclusive of tax, wherever applicable

Figures for the previous years are in brackets

# Notes to the Consolidated Financial Statements

for the year ended 31 March 2022

## 49 Related Party Disclosure: (Contd..)

iii) Details of amounts due to or due from related parties as at March 31, 2022 and March 31, 2021 are as follows:

(₹ in Crores)

Particulars	As at March 31, 2022	As at March 31, 2021
<b>Electricity Charges Payables</b>		
– CSSMPL	1.07	1.88
– CSSTPL	1.71	3.13
<b>Contribution to Employees Benefit Plans payable</b>		
– COPF	2.05	1.94
<b>Amounts due to Key Managerial Personnel Remuneration to Directors (Short term employee benefits)</b>	10.59	11.23

Notes : (1) Interim dividend for the year 2021-22 amounting to ₹ 78.18 crs was paid during the year (Interim dividend for the year 2020-21 amounting to ₹ 78.18 crs was paid during the previous year) to Chloride Eastern Limited, UK.

### Terms and conditions of transactions with related parties

The sales to and purchases from related parties are made on terms equivalent to those that prevail in arm's length transactions. Outstanding balances at the year-end are unsecured and interest free and settlement occurs in cash. There have been no guarantees provided or received for any related party receivables or payables. For the year ended March 31, 2022, the Group has not recorded any impairment of receivables relating to amounts owed by related parties (PY: Nil). This assessment is undertaken each financial year through examining the financial position of the related party and the market in which the related party operates.

## 50 Segment Reporting

The Group's business has three operating segments based on different products and services: 'Storage Batteries & allied products', 'Solar Lantern & Homelights' and 'Life Insurance business'. Storage batteries & allied products and life insurance business are the only reportable segments. In accordance with Ind AS 105 - "Non-Current Assets held for sale and Discontinued Operations", the life insurance business has been classified as a discontinued operation. Non reportable segment is shown as 'Others' as follows:

### Operating Segments

March 31, 2022

(₹ in Crores)

Particulars	Storage batteries & allied products	Life Insurance business (discon- tinued operations)	Others	Total
Revenue from operations (Gross)	12,770.74	3,450.67	18.48	16,239.89
Less: Revenue of discontinued operations	–	3,450.67	–	3,450.67
<b>Revenue of continuing operations (Gross)</b>	<b>12,770.74</b>	<b>–</b>	<b>18.48</b>	<b>12,789.22</b>
Segment results	960.63	(149.80)	(1.16)	809.67
Less: Result of discontinued operations	–	(149.80)	–	(149.80)
Result of continuing operations	<b>960.63</b>	<b>–</b>	<b>(1.16)</b>	<b>959.47</b>
Finance costs	–	–	–	(60.93)
Other income	–	–	–	62.07
<b>Profit before tax from continuing operations</b>	<b>–</b>	<b>–</b>	<b>–</b>	<b>960.61</b>
Tax expenses	–	–	–	(266.30)
<b>Profit after tax from continuing operations</b>	<b>–</b>	<b>–</b>	<b>–</b>	<b>694.31</b>

# Notes to the Consolidated Financial Statements

for the year ended 31 March 2022

## 50 Segment Reporting (Contd..)

March 31, 2022

(₹ in Crores)

Particulars	Storage batteries & allied products	Life Insurance business (discontinued operations)	Others	Total
Depreciation and amortization	439.43	28.82	0.09	468.34
Less: Depreciation of discontinued operations	-	28.82	-	28.82
Depreciation of continuing operations	<b>439.43</b>	<b>-</b>	<b>0.09</b>	<b>439.52</b>

(₹ in Crores)

Particulars	Storage batteries & allied products	Life Insurance business (discontinued operations)	Others	Total
Segment assets	7,982.21	-	20.92	8,003.13
Unallocated assets	-	-	-	5,907.48
<b>Total assets</b>				<b>13,910.61</b>
Segment liabilities	3,058.76	-	10.47	3,069.23
Unallocated liabilities	-	-	-	217.43
<b>Total liabilities</b>				<b>3,286.66</b>
Additions to non-current assets (other than financial instruments)	848.87	-	-	848.87

There are no material non-cash expenditure other than depreciation and amortisation incurred by the group.

March 31, 2021

(₹ in Crores)

Particulars	Storage batteries & allied products	Life Insurance business (discontinued operations)	Others	Total
Revenue from operations (Gross)	10,342.56	4,937.46	16.87	15,296.89
Less: Revenue of discontinued operations	-	4,937.46	-	4,937.46
<b>Revenue of continuing operations (Gross)</b>	<b>10,342.56</b>	<b>-</b>	<b>16.87</b>	<b>10,359.43</b>
Segment results	970.86	76.24	(2.53)	1,044.57
Less: Result of discontinued operations	-	76.24	-	76.24
Result of continuing operations	<b>970.86</b>	<b>-</b>	<b>(2.53)</b>	<b>968.33</b>
Finance costs	-	-	-	(32.66)
Other income	-	-	-	62.48
<b>Profit before tax from continuing operations</b>	<b>-</b>	<b>-</b>	<b>-</b>	<b>998.15</b>
Tax expenses	-	-	-	264.72
<b>Profit after tax from continuing operations</b>	<b>-</b>	<b>-</b>	<b>-</b>	<b>733.43</b>
Depreciation and amortization	393.37	40.14	0.14	433.65
Less: Depreciation of discontinued operations	-	40.14	-	40.14
Depreciation of continuing operations	<b>393.37</b>	<b>-</b>	<b>0.14</b>	<b>393.51</b>

# Notes to the Consolidated Financial Statements

for the year ended 31 March 2022

## 50 Segment Reporting (Contd..)

(₹ in Crores)

Particulars	Storage batteries & allied products	Life Insurance business (discontinued operations)	Others	Total
Segment assets	7,290.21	20,137.99	27.53	27,455.73
Unallocated assets	-	-	-	1,231.38
<b>Total assets</b>				<b>28,687.11</b>
Segment liabilities	3,009.08	18,121.44	15.49	21,146.01
Unallocated liabilities	-	-	-	222.61
<b>Total liabilities</b>				<b>21,368.62</b>
Additions to non-current assets (other than financial instruments)	795.02	152.22	-	947.24

There are no material non-cash expenditure other than depreciation and amortisation incurred by the group.

## Geographical Segments

The Group primarily operates in India and therefore the analysis of geographical segment is demarcated into its Indian and Overseas operations as under:

(₹ in Crores)

Particulars	March 31, 2022		
	India	Overseas	Total
Revenue from operations (Gross)	14,786.62	1,453.27	16,239.89
Less: Revenue pertaining to discontinued operations	3,450.67	-	3,450.67
Revenue pertaining to continuing operations	11,335.95	1,453.27	12,789.22
Non-current assets other than financial assets and tax assets	3,770.43	43.02	3,813.45

(₹ in Crores)

Particulars	March 31, 2021		
	India	Overseas	Total
Revenue from operations (Gross)	14,328.12	968.77	15,296.89
Less: Revenue pertaining to discontinued operations	4,937.46	-	4,937.46
Revenue pertaining to continuing operations	9,390.66	968.77	10,359.43
Non-current assets other than financial assets and tax assets	4,454.79	57.19	4,511.98

The Group is not reliant on revenues from transactions with any single external customer and does not receive 10% or more of its revenues from transactions with any single external customer.

# Notes to the Consolidated Financial Statements

for the year ended 31 March 2022

## 51 Fair values

### A. Measurement of fair values

A number of the accounting policies and disclosures require the measurement of fair values of assets and liabilities. The Group has an established control framework with respect to the measurement of fair values. The Management regularly reviews significant unobservable inputs and valuation adjustments. If third party information, such as broker quotes or pricing services, is used to measure fair values, then the Management assesses the evidence obtained from the third parties to support the conclusion that these valuations meet the requirements of Ind AS, including the level in the fair value hierarchy in which the valuations should be classified.

Fair values are categorised into different levels in a fair value hierarchy based on the inputs used in the valuation techniques as follows:

- Level 1: quoted prices (unadjusted) in active markets for identical assets or liabilities.
- Level 2: inputs other than quoted prices included in Level 1 that are observable for the asset or liability, either directly (i.e. as prices) or indirectly (i.e. derived from prices).
- Level 3: inputs for the asset or liability that are not based on observable market data (unobservable inputs).

The Group recognises transfers between levels of the fair value hierarchy at the end of the reporting period during which the change has occurred.

# Notes to the Consolidated Financial Statements

for the year ended 31 March 2022



## 51 Fair values (Contd..)

### B. Accounting classifications and fair values

The following table shows the carrying amounts and fair values of financial assets and financial liabilities, including their levels in the fair value hierarchy as at 31 March 2022:

Particulars	Note	Carrying amount				Fair value				
		FVTPL	Other financial assets - amortised cost	FVOCI	Other financial liabilities	Total carrying amount	Level 1	Level 2	Level 3	Total
<b>Financial assets - Investments</b>	5, 6, 12 & 13	711.54	3.05	4,819.29	-	5,533.88	4,692.99	836.29	4.60	5,533.88
		<b>711.54</b>	<b>3.05</b>	<b>4,819.29</b>	<b>-</b>	<b>5,533.88</b>				
<b>Financial assets not measured at fair value *</b>										
Trade receivables	7 & 14	-	1,097.90	-	-	1,097.90	-	-	-	-
Cash and cash equivalents	15	-	189.11	-	-	189.11	-	-	-	-
Other bank balances	16	-	9.88	-	-	9.88	-	-	-	-
Loans	8 & 17	-	0.37	-	-	0.37	-	-	-	-
Other financial assets	9 & 18	-	78.73	-	-	78.73	-	-	-	-
		<b>-</b>	<b>1,375.99</b>	<b>-</b>	<b>-</b>	<b>1,375.99</b>				
<b>Financial liabilities not measured at fair value</b>										
Borrowings	23 & 30	-	-	-	209.23	209.23	-	209.23	-	209.23
Trade payables*	24 & 31	-	-	-	1,854.20	1,854.20	-	-	-	-
Other financial liabilities *	25 & 32	-	-	-	311.05	311.05	-	-	-	-
Lease liabilities *	-	-	-	-	310.28	310.28	-	-	-	-
		<b>-</b>	<b>-</b>	<b>-</b>	<b>2,684.76</b>	<b>2,684.76</b>				

\* The Group has not disclosed the fair values of these financial instruments because their carrying amounts are a reasonable approximation of fair value.



# Notes to the Consolidated Financial Statements

for the year ended 31 March 2022

## 51 Fair values (Contd..)

The following table shows the carrying amounts and fair values of financial assets and financial liabilities, including their levels in the fair value hierarchy as at 31 March 2021:

Particulars	Note	Carrying amount			Fair value			Total	
		FVTPL	Other financial assets - amortised cost	FVOCI	Other financial liabilities	Level 1	Level 2		Level 3
<b>Financial assets - Investments</b>	5, 6, 12 & 13	3,173.42	10,389.37	5,200.67	-	18,763.46	960.69	36.34	19,596.82
		<b>3,173.42</b>	<b>10,389.37</b>	<b>5,200.67</b>	<b>-</b>	<b>18,763.46</b>			
<b>Financial assets not measured at fair value *</b>									
Trade receivables	7 & 14	-	1,076.28	-	-	1,076.28	-	-	-
Cash and cash equivalents	15	-	342.43	-	-	342.43	-	-	-
Other bank balances	16	-	11.14	-	-	11.14	-	-	-
Loans	8 & 17	-	533.81	-	-	533.81	-	-	-
Other financial assets	9 & 18	-	490.08	-	-	490.08	-	-	-
		<b>-</b>	<b>2,453.74</b>	<b>-</b>	<b>-</b>	<b>2,453.74</b>			
<b>Financial liabilities not measured at fair value</b>									
Borrowings	23 & 30	-	-	-	138.41	138.41	138.41	-	138.41
Trade payables*	24 & 31	-	-	-	2,381.50	2,381.50	-	-	-
Other financial liabilities *	25 & 32	-	-	-	350.37	350.37	-	-	-
Lease liabilities *	-	-	-	-	370.30	370.30	-	-	-
		<b>-</b>	<b>-</b>	<b>-</b>	<b>3,240.58</b>	<b>3,240.58</b>			

\* The Group has not disclosed the fair values of these financial instruments because their carrying amounts are a reasonable approximation of fair value.

The fair value of investments in unquoted mutual funds and units of venture capital funds (categorised under Level 2 fair value hierarchy) is determined by reference to quotes from the financial institutions i.e. Net asset value (NAV) for investments in mutual funds/units of venture capital funds as declared by such financial institutions.

The fair value of equity securities designated as Fair value through other comprehensive income is determined using Level 3 inputs like discounted cash flows, net asset value approach. Significant unobservable inputs comprise long term growth rates, market conditions of the specific industry, etc. However, the changes in the fair values due to changes in unobservable inputs will not be significant. The fair value of policy loans (Refer Note 8 and 17) is a reasonable approximation of its carrying value.

# Notes to the Consolidated Financial Statements

for the year ended 31 March 2022

## 52 Financial risk management objectives and policies

### Related to Business other than insurance

The Group's financial liabilities comprise short-term borrowings, capital creditors and trade and other payables. The main purpose of these financial liabilities is to finance the Group's operations. The Group's financial assets include trade and other receivables, cash and cash equivalents and deposits. The Group also holds investments.

The Group has a Risk Management Committee that ensures that risks are identified, measured and managed in accordance with Risk Management Policy of the Group. The Board of Directors also review these risks and related risk management policy.

The market risks, credit risks and liquidity risk are further explained below:

### 1) Market risk

Market risk is the risk that the fair value of future cash flows of a financial instrument will fluctuate because of changes in market prices. Market risk comprises two types of risk: currency risk and other price risk, such as commodity price risk and securities price risk. Financial instruments affected by market risk include investments, trade payables, trade receivables, etc.

#### (i) Foreign currency risk

Foreign currency risk is the risk that the fair value or future cash flows of an exposure will fluctuate because of changes in foreign exchange rates. The Group's exposure to the risk of changes in foreign exchange rates relates primarily to the Group's operating activities. Such foreign currency exposures are not hedged by the Group. The Group has a treasury department which monitors the foreign exchange fluctuations on the continuous basis and advises the management of any material adverse effect on the Group.

#### Foreign currency sensitivity

The following table demonstrates the sensitivity to a reasonably possible change in exchange rates, with all other variables held constant. The impact on the Group's profit before tax is due to changes in the fair value of monetary assets and liabilities.

	Changes in exchange rate (%)	Foreign currency Receivable /(payable) (net)	Effect on profit before tax
			(₹ in Crores)
March 31, 2022	5%	236.01	11.80
	-5%		(11.80)
March 31, 2021	5%	(73.79)	(3.69)
	-5%		3.69

#### (ii) Securities price risk

The Group's listed and non-listed securities are susceptible to market price risk arising from uncertainties about future values of the investment securities. The Group manages the securities price risk through diversification and by placing limits on individual and total securities. Reports on the investment portfolio are submitted to the Group's management on a regular basis. The Group's Board of Directors reviews and approves all investment decisions.

# Notes to the Consolidated Financial Statements

for the year ended 31 March 2022

## 52 Financial risk management objectives and policies (Contd..)

### Securities price sensitivity

The following table shows the effect of price changes in securities measured at FVTPL

	Changes in price / NAV (%)	Investment	Effect on profit before tax
			(₹ in Crores)
March 31, 2022	5%	711.54	35.58
	-5%		(35.58)
March 31, 2021	5%	903.04	45.15
	-5%		(45.15)

The following table shows the effect of price changes in quoted securities measured at FVOCI

	Changes in price / NAV (%)	Investment	Effect on Equity (before tax)
			(₹ in Crores)
March 31, 2022	5%	4,692.99	234.65
	-5%		(234.65)
March 31, 2021	5%	14.04	0.70
	-5%		(0.70)

### (iii) Commodity price risk

The Company is affected by the price volatility of certain commodities. Its operating activity is manufacturing of batteries and therefore requires supply of lead. Due to significant volatility in the lead price, the Company enters into purchase contract with vendors wherein the prices are linked to the quoted London Metal Exchange rates. Similarly, the Company's selling price of batteries to OEM/institutional customers is linked to such rates. Further, the Company also uses recycled lead which is not directly exposed to LME price movement, thereby reduces the risk of lead price volatility to some extent.

## II) Credit risk

Credit risk is the risk that counterparty will not meet its obligations under a financial instrument or customer contract, leading to a financial loss. The Group is exposed to credit risk from its operating activities primarily trade receivables, except for life insurance business for which credit risk is disclosed separately. Credit risk on cash and cash equivalents, balances with bank and balance in investment is limited as funds are generally invested in mutual funds/ deposits with banks and financial institutions with high credit ratings assigned by international and domestic credit rating agencies.

### Trade receivables

A significant part of the Group's sales are under the 'cash and carry' model which entails no credit risk. For others, an impairment analysis is performed at each reporting date on an individual basis for all the customers. In addition, a large number of minor receivables are grouped into homogenous groups and assessed for impairment collectively. The calculation is based on historical data of credit losses. The maximum exposure to credit risk at the reporting date is the carrying value of trade receivables disclosed in Note 7 and 14 as the Group does not hold collateral as security. The Group has evaluated the concentration of risk with respect to trade receivables as low, as its customers are from several industries.

# Notes to the Consolidated Financial Statements

for the year ended 31 March 2022

## 52 Financial risk management objectives and policies (Contd..)

The Group's historical experience of collecting receivables and the level of default indicate that credit risk is low and generally uniform across markets; consequently, trade receivables are considered to be a single class of financial assets. All overdue customer balances are evaluated taking into account the age of the dues, specific credit circumstances, the track record of the counterparty etc. Loss allowances and impairment is recognised, where considered appropriate by responsible management.

The movement of the allowance for impairment in trade receivables is as follows:

Particulars	Expected credit loss	
	March 31, 2022	March 31, 2021
Opening balance	30.11	27.29
Add: Provisions	3.23	2.82
Less: Utilisation	5.48	–
Less: Reversals (including adjustment on account of disposal of discontinued operations)	11.17	–
Closing balance	16.69	30.11

### (III) Liquidity risk

Liquidity risk is the risk that the Group will face in meeting its obligations associated with its financial liabilities. The Group's approach in managing liquidity is to ensure that it will have sufficient funds to meet its liabilities when due without incurring unacceptable losses. In doing this, management considers both normal and stressed conditions.

The Group maintained a cautious liquidity strategy, with a positive cash balance throughout the year ended 31 March 2022 and 31 March 2021. Cash flow from operating activities provides the funds to service the financial liabilities on a day-to-day basis.

The Group regularly monitors the rolling forecasts to ensure it has sufficient cash on an on-going basis to meet operational needs. Any short term surplus cash generated, over and above the amount required for working capital management and other operational requirements, is retained as cash and cash equivalents (to the extent required) and any excess is invested in interest bearing term deposits and other highly marketable debt investments with appropriate maturities to optimise the cash returns on investments while ensuring sufficient liquidity to meet its liabilities.

The following table shows the maturity analysis of the Group's financial liabilities based on contractually agreed undiscounted cash flows along with its carrying value as at the Balance Sheet date.

#### March 31, 2022

Particulars	Contractual cash flows		
	1 year or less	More than 1 year	Total Carrying Amount
<b>Liabilities</b>			
Borrowings	126.87	82.36	209.23
Trade and other payables	1,846.33	7.87	1,854.20
Other financial liabilities	303.53	7.52	311.05
	<b>2,276.73</b>	<b>97.75</b>	<b>2,374.48</b>

# Notes to the Consolidated Financial Statements

for the year ended 31 March 2022

## 52 Financial risk management objectives and policies (Contd..)

March 31, 2021

(₹ in Crores)

Particulars	Contractual cash flows 1 year or less	More than 1 year	Total Carrying Amount
<b>Liabilities</b>			
Borrowings	52.83	85.58	138.41
Trade and other payables	1,944.52	7.83	1,952.35
Other financial liabilities	255.49	8.25	263.74
	<b>2,252.84</b>	<b>101.66</b>	<b>2,354.50</b>

The maturity analysis of the Company's lease liabilities based on contractually agreed undiscounted cash flows is given in note 54.

## 53 Capital Management

The Group's objective when managing capital (defined as net debt and equity) is to safeguard the Group's ability to continue as a going concern in order to provide returns to shareholders and benefit for other stakeholders, while protecting and strengthening the balance sheet through the appropriate balance of debt and equity funding. The Group manages its capital structure and makes adjustments to it, in light of changes to economic conditions and strategic objectives of the Group.

## 54 Leases

### A. Leases as lessee

#### i. Short-term / Low-value leases

The Group leases warehouses, office premises, guest houses and equipments which are considered to be short-term leases. The Group has elected not to recognise right-of-use assets and lease liabilities for these leases.

The Group also leases office and IT equipment including its peripheral, computer, modular furniture and fixtures which are of low-value. The Group has elected not to recognise right-of-use assets and lease liabilities for the same.

Expenses pertaining to the above short-term and low-value leases recognised in the Statement of Profit and Loss is as follows:

(₹ in Crores)

Particulars	March 31, 2022	March 31, 2021
Expenses relating to short-term leases	50.62	45.09
Expenses relating to leases of low-value assets excluding short-term leases of low value	1.34	5.55
	<b>51.96</b>	<b>50.64</b>
Total cash outflow for leases	85.65	108.67

Lease payments for short-term leases and leases of low-value assets not included in the measurement of the lease liability are classified as cash flows from operating activities.

#### ii. Right-of-use and lease liabilities recognised in the financial statements represents the following:

- (a) The Group has leased solar power plant facilities for obtaining solar power in its factories. The lease is for a period of 25 years. The consideration for use of solar power plant is variable based on the electricity units generated by

# Notes to the Consolidated Financial Statements

for the year ended 31 March 2022

## 54 Leases (Contd..)

the plants and consumed by the Group. Lease liability has been recognised for the minimum guaranteed payment, as set out in the respective power purchase agreements. The future cash outflows to which the lessee is potentially exposed that are not reflected in the measurement of lease liabilities pertaining to variable payments for such power purchase agreements are not expected to be significant.

- (b) The Group's also leases in the nature of lease/leave and license agreements with different lessors / licensors for land, vehicles and plant and equipments. Further, till previous year the lease also includes leases for office premises and IT equipments. These are covered under the definition of leases under Ind AS 116 "Leases".

The following table sets out a maturity analysis of lease payments, showing the undiscounted lease payments to be received after the reporting date.

Particulars	(₹ in Crores)	
	March 31, 2022	March 31, 2021
Less than one year	34.73	60.08
Between one year and five years	131.27	183.49
More than 5 years	501.79	507.98
	<b>667.79</b>	<b>751.55</b>

- iii. There are no future cash outflows for leases not yet commenced to which the lessee is committed and potentially exposed.

## 55 Additional information in respect of net assets, profit / loss and other comprehensive income of each entity within the Group and their proportionate share of the totals

(₹ in Crores)

Name of the entity	As at March 31, 2022		2021-22		2021-22		2021-22	
	Net Assets, i.e. Total assets minus total liabilities		Share in Profit or Loss		Share in Other Comprehensive Income		Share in Total Comprehensive Income	
	As % of Consolidated net assets	Amount (₹ in Crores)	As % of Consolidated Profit	Amount (₹ in Crores)	As % of Consolidated OCI	Amount (₹ in Crores)	As % of Consolidated OCI	Amount (₹ in Crores)
<b>Parent</b>								
Exide Industries Limited (EIL)	99.83%	10,605.58	107.50%	4,683.53	108.55%	(801.46)	107.28%	3,882.07
<b>Indian Subsidiaries</b>								
Chloride International Limited (CIL)	0.06%	6.62	0.01%	0.54	-	-	0.01%	0.54
Chloride Power Systems & Solutions Ltd. (CPSSL)	-	(0.50)	0.02%	0.77	-0.02%	0.16	0.03%	0.93
Chloride Metals Ltd. (CML)	1.85%	196.64	0.34%	14.70	0.01%	(0.07)	0.40%	14.63
Exide Leclanche Energy Private Limited (ELEPL)	1.88%	199.45	-0.84%	(36.70)	-	0.03	-1.01%	(36.67)
Exide Energy Solutions Limited (EESL)	-0.21%	(21.88)	-0.50%	(21.89)	-	-	-0.60%	(21.89)
Exide Life Insurance Company Limited (ELI) *	-	-	-3.44%	(149.80)	-8.52%	62.87	-2.40%	(86.93)
<b>Foreign Subsidiaries</b>								
Chloride Batteries S. E. Asia Pte Ltd. (CBSEA) & its wholly owned subsidiary (Exide Batteries Pvt. Ltd.)	0.52%	54.79	-0.08%	(3.42)	-	-	-0.09%	(3.42)
Espex Batteries Limited (ESPEX)	0.15%	15.74	0.09%	3.95	-	-	0.11%	3.95
Associated Battery Manufacturers (Ceylon) Ltd. (ABML)	-0.03%	(2.93)	-0.11%	(4.99)	0.01%	(0.04)	-0.14%	(5.03)
Non-controlling interest in all subsidiaries	0.38%	40.21	-0.23%	(10.09)	-	-	-0.28%	(10.09)
Adjustment arising out of consolidation	-4.43%	(469.77)	-2.76%	(119.76)	-0.03%	0.25	-3.31%	(119.51)
<b>Total</b>	<b>100%</b>	<b>10,623.95</b>	<b>100%</b>	<b>4,356.84</b>	<b>100%</b>	<b>(738.26)</b>	<b>100%</b>	<b>3,618.58</b>

\* ELI has been discontinued from 1 January 2022, therefore profit/loss has been provided above for 9 months ended only.

# Notes to the Consolidated Financial Statements

for the year ended 31 March 2022

## 56 Reconciliation of liabilities from financing activities

(₹ in Crores)

Particulars	Year	Opening balance	Cash Changes	Non-cash changes	Closing balance
a) Borrowings**	2021-22	138.41	89.39	(18.57)	209.23
	2020-21	70.65	71.06	(3.30)	138.41
b) Lease liability	2021-22	370.30	(33.69)	(26.33)	310.28
	2020-21	125.85	(58.03)	302.48	370.30

\*\* Non-cash changes to borrowings represents foreign exchange fluctuations

Non-cash changes of lease liability constitutes of the following:

(₹ in Crores)

Particulars	March 31, 2022	March 31, 2021
Lease liabilities recognised during the year	26.70	277.68
Lease liabilities derecognised during the year (including liability pertaining to discontinued operations)	(78.54)	(2.79)
Interest expenses recognised during the year (includes ₹ 7.82 crs pertaining to discontinued operations in previous year)	25.61	27.47
Impact of Foreign Exchange	(0.10)	0.11
	<b>(26.33)</b>	<b>302.48</b>

## 57 Details of differences between quarterly returns of current assets filed with banks in comparison with the books of accounts

The below details pertains to Exide Industries Limited:

(₹ in Crores)

Quarter	Particulars of Securities Provided	Amount as per Books of Accounts	Amount as reported in the quarterly return/ statement #	Amount of Difference ##
June 2021	Trade Receivables	839.13	856.03	(16.90)
	Other Assets	263.09	260.29	2.80
	Trade Payables	1,200.82	1,085.15	115.67
September 2021	Trade Receivables	959.68	960.02	(0.34)
	Other Assets	312.68	309.64	3.04
	Trade Payables	1,773.19	1,630.98	142.21
December 2021	Trade Receivables	932.72	987.85	(55.13)
	Other Assets	319.11	316.03	3.08
	Trade Payables	1,778.76	1,731.92	46.84
June 2020	Trade Receivables	623.03	607.18	15.85
	Other Assets	258.15	254.67	3.48
	Trade Payables	896.95	763.37	133.58
September 2020	Trade Receivables	844.55	828.68	15.87
	Other Assets	266.32	262.85	3.47
	Trade Payables	1,291.70	1,144.55	147.15

# Notes to the Consolidated Financial Statements

for the year ended 31 March 2022

## 57 Details of differences between quarterly returns of current assets filed with banks in comparison with the books of accounts (Contd..)

(₹ in Crores)

Quarter	Particulars of Securities Provided	Amount as per Books of Accounts	Amount as reported in the quarterly return/ statement #	Amount of Difference ##
December 2020	Trade Receivables	905.82	889.74	16.08
	Other Assets	301.82	299.43	2.39
	Trade Payables	1,270.01	1,123.68	146.33
March 2020	Trade Receivables	887.46	887.89	(0.43)
	Other Assets	302.94	300.16	2.78
	Trade Payables	1,648.24	1,539.78	108.46

# The quarterly return/statement has been submitted to Axis Bank, HDFC Bank, HSBC Bank, ICICI Bank, IndusInd Bank, State Bank of India, Standard Chartered Bank and Yes Bank. For the financial year 2021-22, these have been subsequently rectified.

## Material discrepancies are mainly due to provisions/accruals and reclassifications with trade receivables not considered while submitting details to banks.

## 58 Disclosures pertaining to the life insurance business for the year ended 31 March 2021:

### A Actuarial method and assumptions related to insurance business

Liability for policies in force ('the Liability') is determined by the Appointed Actuary in accordance with generally accepted actuarial practice as well as the requirements of the Insurance Act, 1938 and the regulations notified by IRDAI and relevant actuarial practice standards issued by The Institute of Actuaries of India.

#### (a) Traditional individual business

The Liability on a policy is calculated using the 'Gross Premium Method', representing the present value of expected future outgo including benefits (including future bonuses for participating policies) and future expenses less present value of expected future premium. Further, a reserve for death claims that may have been Incurred But Not yet Reported to the Company (IBNR) is also maintained. The reserves for the Best Years Retirement Plan, Exide Life New Best Year Retirement Plan, Exide Life Golden Years and Exide Life Assured Return have been set up as the sum of the policy fund balances as at 31 March 2021 plus additional reserves for excess of expenses over policy charges.

The assumptions used for calculating the liability are provided below:

#### i. Mortality & morbidity:

Mortality is considered according to the Indian Assured Lives Mortality Table (2012-14) - Modified Ultimate/Annuitant tables a9698 and varies between 66% and 148.5% of the table. Morbidity assumption is based on the CIBT 93 Table. The mortality experience for CI rider is 65.5%. For term products, mortality assumption varies between 29.7% - 100% of the Indian Assured Lives Mortality Table (2012-14) - Modified Ultimate.

#### ii. Expenses:

Appropriate allowance for maintenance expenses increasing with inflation has been made. Provision for initial and renewal commission has been made at actual rates payable.

#### iii. Valuation discount rate:

Between 6.0% to 7.65% p.a. for all products

Assumptions on future bonus rates for participating business have been set to be consistent with valuation interest rate assumptions.

#### iv. Lapses:

Future policy lapses have been assumed based on the type of policy and the duration for which the policy has been in force. The lapse rates are based on current experience of the Company.



# Notes to the Consolidated Financial Statements

for the year ended 31 March 2022

## 58 Disclosures pertaining to the life insurance business for the year ended 31 March 2021: (Contd..)

### Margins for adverse deviation

The assumptions allow for suitable Margins for Adverse Deviation in the mortality, morbidity, expenses, lapses and valuation discount rate assumptions as required under regulations and actuarial practice standards issued by The Institute of Actuaries of India.

### (b) Linked individual business

The reserves held under the unit-linked products are the fund balances (unit reserve) as at 31 March 2021 plus non-unit reserves. Additional adjustments have also been made to allow for the following:

- a) Unearned Premium Reserve in respect of mortality charge/rider charge deducted from the policyholder's account every month.
- b) IBNR reserve for death claims incurred but not reported to Company as on the valuation date.
- c) Reserve to meet the guarantees for unit linked products.
- d) Non Unit reserves are calculated by discounting future non unit cash flow, determined based on assumptions given below:

#### i. Mortality & Morbidity:

Mortality is considered according to the Indian Assured Lives Mortality Table (2012-14) - Modified Ultimate and is 100% of Indian Assured Lives Mortality Table (2012-14).

#### ii. Expenses:

Appropriate allowance for maintenance expenses increasing with inflation has been made. Provision for initial and renewal commission has also been made at actual rates payable.

#### iii. Valuation discount rate (for setting up of Non unit reserve):

4.5% p.a.

#### iv. Unit growth rate: 3.5% to 9.5% depending on the type of fund.

### Margins for adverse deviation

The assumptions allow for suitable Margins for Adverse Deviation in the mortality, morbidity, expenses, lapses and valuation discount rate assumptions as required under regulations.

### (c) Group business:

Unearned Premium method for reserving is adopted for the Group yearly renewable term product. The Group Single Premium Mortgage/Credit products and Group Micro Term Insurance have been valued using the Gross Premium Method with allowance for future expected expenses.

Provision for IBNR reserve has also been made as appropriate.

### (d) Linked group business:

The reserves held under the unit-linked products are the fund balances and non-unit balance as at 31 March 2021.

### (e) Reinsurance credit

All products other than Term/TROP products: The reinsurance credit is calculated on unearned premium basis, based on the expected reinsurance premium outgo.

Term/TROP products: Reinsurance credit is calculated based on cash-flow projections, by taking credit of expected reinsurance recoverables net of reinsurance premium payable in the future.

### (f) Provision for freelook period

An additional reserve is held for policies that are expected to be cancelled during the Free Look period. The method used to estimate this reserve is given below:

- a) A proportion of New Business Premium income during the period January 2021 to March 2021 is held as reserve.
- b) The proportion is arrived on the basis of actual reserving strain due to free look cancellations at previous year.

# Notes to the Consolidated Financial Statements

for the year ended 31 March 2022

## 58 Disclosures pertaining to the life insurance business for the year ended 31 March 2021: (Contd..)

The proportion is determined as: (Reserving strain from free look cancelled NB policies that are sold during January 2020- March 2020) / (NB Premium Income for the period January 2020 - March 2020)

Expected number of free look cancellations is calculated on the basis of the past experience and it is assumed that the business sold three months prior to the valuation date has a potential for cancellation.

The proportion varies by line of business. Based on latest study, the proportion is in the range of ~1%

Discontinued Fund (Unit Linked): As per the regulations, the fund value of lapsed policies is transferred to a separate fund namely, Discontinued Fund (UL), the returns for this funds are guaranteed as per Regulation 11 of IRDAI (Treatment of Discontinued Linked Insurance Policies) Regulations, 2010

Discontinued Fund (VIP Pension): As per the regulations, the fund value of lapsed policies is transferred to a separate fund namely, Discontinued Fund (Pension), the returns for this funds are guaranteed as per Regulation 11 of IRDAI (Treatment of Discontinued Linked Insurance Policies) Regulations, 2010

### B Financial risk management objectives and policies related to insurance business

The Group is exposed to financial risk, such as market risk (fluctuations in exchange rates, interest rates and price risk), credit risk and liquidity risk. The general risk management program of the Group focuses on the unpredictability of the financial markets, and attempts to minimize their potential negative influence on the financial performance of the Group. The Group continuously reviews its risk exposures and takes measures to limit it to acceptable levels. The Board of Directors has overall responsibility for the establishment and oversight of the Group's risk management framework.

#### I) Credit risk

Credit risk refers to the risk that a counterparty will default on its contractual obligations resulting in financial loss to the Group. Credit risk arises from credit exposures from customers, cash and cash equivalents held with banks and current and non-current debt investments.

The following policies and procedures are in place to mitigate the Group's exposure to credit risk:

- a) Group's credit risk policy which sets out the assessment and determination of what constitutes credit risk for it. Compliance with the policy is monitored and exposures and breaches are reported to the Group's risk committee. The policy is regularly reviewed for pertinence and for changes in the risk environment.
- b) Net exposure limits are set for each counterparty or group of counterparties, geographical and industry segment (i.e., limits are set for investments and cash deposits, foreign exchange trade exposures and minimum credit ratings for investments that may be held).
- c) Reinsurance is placed with counterparties that have a good credit rating and concentration of risk is avoided by following policy guidelines in respect of counterparties' limits that are set each year by the board of directors and are subject to regular reviews. At each reporting date, management performs an assessment of creditworthiness of reinsurers and updates the reinsurance purchase strategy, ascertaining suitable allowance for impairment.
- d) The Group sets the maximum amounts and limits that may be advanced to corporate counterparties by reference to their long-term credit ratings.

The table below provides information regarding the credit risk exposure of the Group by classifying assets according to the credit ratings of the counterparties. AAA is the highest possible rating. Assets that fall outside the range of AAA to BBB are classified as speculative grade.

# Notes to the Consolidated Financial Statements

for the year ended 31 March 2022

## 58 Disclosures pertaining to the life insurance business for the year ended 31 March 2021: (Contd..)

March 31, 2021

(₹ in Crores)

Particulars	AAA	AA	AA-	D	Not rated	Unit linked	Total
<b>a) Financial Instruments :-</b>							
Amortized cost financial assets							
– Debt securities	10,376.38	10.00	–	–	533.01	–	10,919.39
<b>Financial assets at FVTOCI</b>							
– Debt securities	4,622.85	–	10.71	–	–	–	4,633.56
– Equity securities	–	–	–	–	491.81	–	491.81
<b>Financial assets at FVTPL</b>							
– Debt securities	–	–	–	–	–	841.09	841.09
– Equity securities	–	–	–	–	96.21	1,286.04	1,382.25
– Mutual Funds	–	–	–	–	47.04	–	47.04
							<b>18,315.14</b>
<b>b) Reinsurance assets</b>	–	–	–	–	271.20	–	271.20
<b>c) Insurance receivables</b>	–	–	–	–	150.98	–	150.98
<b>d) Cash and short term deposits</b>	232.90	–	–	–	–	–	232.90
<b>Total credit risk exposure</b>	<b>15,232.13</b>	<b>10.00</b>	<b>10.71</b>	<b>–</b>	<b>1,590.25</b>	<b>2,127.13</b>	<b>18,970.22</b>

### II) Liquidity risk

Liquidity risk is the risk that an entity will encounter difficulty in meeting obligations associated with financial liabilities that are settled by delivering cash or another financial asset. In respect of catastrophic events, there is also a liquidity risk associated with the timing differences between gross cash out-flows and expected reinsurance recoveries.

Liquidity risk is held at low levels through effective cash flow management and availability of adequate cash. Cash flow forecasting is performed internally by rolling forecasts of the Group's liquidity requirements to ensure that it has sufficient cash to meet operational needs, to fund scheduled investments and comply with other covenants.

The following policies and procedures are in place to mitigate the Group's exposure to liquidity risk:

- Group's liquidity risk policy which sets out the assessment and determination of what constitutes

liquidity risk for the Group. Compliance with the policy is monitored and exposures and breaches are reported to the Group's risk committee. The policy is regularly reviewed for pertinence and for changes in the risk environment.

- Guidelines are set for asset allocations, portfolio limit structures and maturity profiles of assets, in order to ensure sufficient funding available to meet insurance and investment contracts obligations.
- Contingency funding plans are in place, which specify minimum proportions of funds to meet emergency calls as well as specifying events that would trigger such plans.

The table below details the Group's remaining contractual maturity for its financial liabilities. The contractual cash flows reflect the undiscounted cash flows of financial liabilities based on the earliest date on which the Group can be required to pay.

# Notes to the Consolidated Financial Statements

for the year ended 31 March 2022

## 58 Disclosures pertaining to the life insurance business for the year ended 31 March 2021: (Contd..)

March 31, 2021				(₹ in Crores)
Particulars	Contractual cash flows			Total carrying value
	1 year or less	1 year to 5 years	5 years or more	
<b>Assets</b>				
Amortized cost financial assets	263.82	423.33	10,232.24	10,919.39
Financial assets at FVTOCI	66.85	718.52	4,340.00	5,125.37
Financial assets at FVTPL	252.67	202.72	1,814.99	2,270.38
Loans and receivables	4.15	–	24.86	29.01
Reinsurance assets	–	–	271.20	271.20
Insurance receivables	150.98	–	–	150.98
Other financial assets	366.90	–	–	366.90
Cash and cash equivalents	232.90	–	–	232.90
<b>Total</b>	<b>1,338.27</b>	<b>1,344.57</b>	<b>16,683.29</b>	<b>19,366.13</b>
<b>Liabilities</b>				
Insurance contract liabilities :				
with DPF	(661.93)	(711.87)	40,590.19	39,216.39
without DPF	(377.13)	504.80	11,491.25	11,618.92
Investment contract liabilities :				
with DPF	–	–	–	–
without DPF	125.57	299.56	485.54	910.67
Trade payables	429.15	–	–	429.15
Other financial liabilities	86.27	–	0.36	86.63
Other liabilities	43.05	–	–	43.05
<b>Total</b>	<b>(355.02)</b>	<b>92.49</b>	<b>52,567.34</b>	<b>52,304.81</b>
<b>Total liquidity gap</b>	<b>(1,693.29)</b>	<b>(1,252.08)</b>	<b>35,884.05</b>	<b>32,938.68</b>

### III) Market risk

Market risk is the risk that changes in market prices – such as foreign exchange rates, interest rates and equity/commodity prices – will affect the Group's income or the value of its holdings of financial instruments. The objective of market risk management is to manage and control market risk exposures within acceptable parameters, while optimising the return.

The Group is primarily exposed to risk arising due to changes in interest rates and equity prices impacting the Group's value of holdings of financial instruments.

The following policies and procedures are in place to mitigate the Group's exposure to market risk:

i) Group's Investment policy and liquidity risk policy which sets out the assessment and determination of what constitutes market risk for the Group.

Compliance with these policies is monitored and exposures and breaches are reported to the Group's risk committee. The policy is regularly reviewed for pertinence and for changes in the risk environment.

ii) Guidelines are set for asset allocation and portfolio limit structure, to ensure that assets back specific policyholders' liabilities and that assets are held to deliver income and gains for policyholders which are in line with their expectations and management of interest sensitivity of products sold. Market risk is also managed by setting risk limits such as Earnings at Risk and Regulatory capital at risk and risk is managed to be within these limits.

iii) The Group stipulates diversification benchmarks by type of instrument, as it is exposed to guaranteed benefits when interest rates fall.

# Notes to the Consolidated Financial Statements

for the year ended 31 March 2022

## 58 Disclosures pertaining to the life insurance business for the year ended 31 March 2021: (Contd..)

### a. Currency risk

"Currency risk is the risk that the fair value of future cash flows of a financial instrument will fluctuate because of changes in foreign exchange rates." The Group has no significant concentration of currency risk.

### b. Interest rate risk

Interest rate risk can be either fair value interest rate risk or cash flow interest rate risk. Fair value interest rate risk is the risk of changes in fair values of fixed interest bearing investments because of fluctuations in the interest rates. Cash flow interest rate risk is the risk that the future cash flows of floating interest bearing instruments will fluctuate because

of fluctuations in market interest rates. The Group's ALM policy requires it to manage interest rate risk by maintaining an appropriate mix of instruments. The policy also requires it to manage the maturities of interest bearing financial assets and interest bearing financial liabilities. The Group monitors the Duration Gap and cash flow matching on regular basis to manage this risk.

#### Exposure to interest rate risk

The Group's interest rate risk primarily arises on account of investments in interest bearing securities. The interest rate profile of the Group's interest-bearing financial instruments as reported to the management of the Group is as follows.

(₹ in Crores)

Particulars	Carrying amount March 31, 2021
<b>Fixed-rate instruments</b>	
Financial assets :	
a) Government securities and government guaranteed bonds including treasury bills	11,679.89
b) Debentures/ bonds	1,032.91
c) Investments in infrastructure and social sector bonds	2,983.34
d) Others (CBLO & Policy Loan)	702.51
Financial liabilities	(17,510.46)
	<b>(1,111.81)</b>

### c. Equity price risk

Equity price risk is the risk that the fair value or future cash flows of a financial instrument will fluctuate because of changes in equity prices (other than those arising from interest rate or foreign exchange rate risk), whether those changes are caused by factors specific to the individual financial instrument or its issuer, or by factors affecting all similar financial instruments traded in the market. The Group's equity price risk exposure relates to financial assets and financial liabilities whose values will fluctuate as a result of changes in market prices, principally investment securities not held for the account of unit-linked business. The Group's Investment Mandates require it to manage such risks by setting and monitoring objectives and constraints on investments, diversification plans, limits on investments in each sector, security and market

and exploration of use of any derivative financial instruments.

## IV) Operational risks

Operational risk is the risk of loss arising from system failure, human error, fraud or external events. When controls fail to perform, operational risks can cause damage to reputation, have legal or regulatory implications or can lead to financial loss. The Group cannot expect to eliminate all operational risks, but by initiating a rigorous control framework and by monitoring and responding to potential risks, the Group is able to manage the risks. Controls include effective segregation of duties, access controls, authorisation and reconciliation procedures, staff education and assessment processes, including the use of internal audit. Business risks such as changes in environment, technology and the industry are monitored through the Group's strategic planning and budgeting process.

# Notes to the Consolidated Financial Statements

for the year ended 31 March 2022

## 58 Disclosures pertaining to the life insurance business for the year ended 31 March 2021: (Contd..)

### C Movement of Policyholders' Funds, Funds for Discontinued Policies, Funds for Future Appropriation and Embedded Derivative liability

(₹ in Crores)

Particulars	Movement during the year ended March 31, 2021			
	With DPF	Linked Business	Others	Total
Gross Liability at the beginning of the year	8,118.79	1,557.00	4,342.44	14,018.23
Add/(Less)				
Expected Premium	1,201.28	117.41	638.27	1,956.96
Unwinding of the discount/ interest credited	395.85	603.85	304.68	1,304.38
Changes in valuation for expected future benefits	–	–	–	–
Insurance liabilities released	(529.28)	(359.92)	(194.58)	(1,083.78)
Undistributed participating policyholders surplus	52.94	–	–	52.94
Others - Non-unit liabilities	36.65	50.12	161.73	248.50
Gross Liability at the end of the year	9,276.23	1,968.46	5,252.54	16,497.23
Recoverable from Reinsurance	(0.30)	(0.04)	(270.86)	(271.20)
Net Liability	9,275.93	1,968.42	4,981.68	16,226.03
Closing UPPS included in gross liability at the end of the year	393.94	–	–	393.94

### D Movement of Investment Contracts Liabilities

(₹ in Crores)

Particulars	Movement during the year ended March 31, 2021		
	Linked Business	Others	Total
At the beginning of the year	141.42	848.60	990.02
Additions			
Premium	54.82	24.87	79.69
Interest & Bonus credited to policyholders	35.42	66.30	101.72
Deductions			
Withdrawals/ claims	42.40	149.95	192.35
Fee Income & other expenses	0.92	0.74	1.66
At the end of the year	188.34	789.08	977.42

### E Insurance risk framework

The principal risk the Group faces under insurance contracts is that the actual claims and benefit payments or the timing thereof, differ from expectations. This is influenced by the frequency of claims, severity of claims, actual benefits paid and subsequent development of long-term claims. Therefore, the objective of the Group is to ensure that sufficient reserves are available to cover these liabilities.

The risk exposure is mitigated by diversification across a large portfolio of insurance contracts and geographical areas. The variability of risks is also improved by careful selection and implementation of underwriting strategy guidelines, as well as the use of reinsurance arrangements.

The Group purchases reinsurance as part of its risks mitigation programme. Reinsurance ceded is placed on both a proportional and non-proportional basis. The majority of proportional reinsurance is surplus reinsurance which is taken out to reduce the overall exposure of the Group to certain classes of business.

# Notes to the Consolidated Financial Statements

for the year ended 31 March 2022

## 58 Disclosures pertaining to the life insurance business for the year ended 31 March 2021: (Contd..)

### Life insurance contracts and investment contracts with DPF

Life insurance contracts offered by the Group include: whole life, term assurance, conventional endowment, deferred pensions, non-guaranteed annuity pensions, pure endowment pensions and mortgage protection. Investment contracts with DPF offered by the Group are deferred pensions.

Whole life, endowment and term assurance are conventional regular premium products when lump sum benefits are payable on death or permanent disability and most of the products have Surrender Value.

Pensions are contracts where retirement benefits are converted to a form of annuity payable at retirement age. If death occurs before retirement, contracts generally return the value of the fund accumulated or premiums. Some of the contracts give the policyholder the option at retirement to take the annuity from open market allowing the policyholders the option of availing the highest available annuity from market. Under unitised pensions, a percentage of the premium is applied towards the purchase of accumulation units in one or more of the internal linked funds. Provision of additional death benefits may be provided by cancellation of units or through supplementary term assurance contracts. Certain personal pension plans also include contribution protection benefits that provide for payment of contributions on behalf of policyholders in periods of total disability.

Guaranteed annuities are single premium products which pay a specified payment to the policyholder while they are alive. Payments are generally fixed for the lifetime.

Death benefits of endowment products are subject to a guaranteed minimum amount. The maturity value usually depends on the investment performance of the underlying assets or may be fixed at inception. For contracts with DPF the guaranteed minimum may be increased by the addition of bonuses. These are set at a level that takes account of expected market fluctuations, such that the cost of the guarantee is generally met by the investment performance of the assets backing

the liability. However, in circumstances where there has been a significant fall in investment markets, the guaranteed maturity benefits may exceed investment performance and these guarantees become valuable to the policyholder. Certain pure endowment pensions contain the option to apply the proceeds towards the purchase of an annuity earlier than the date shown on the contract or to convert the contract to 'paid up' on guaranteed terms. The mortgage protection contracts offered by the Group provide pure risk cover only.

The main risks that the Group is exposed to are as follows:

- Mortality risk – risk of loss arising due to policyholder death experience being different than expected
- Morbidity risk – risk of loss arising due to policyholder health experience being different than expected
- Longevity risk – risk of loss arising due to the annuitant living longer than expected
- Investment return risk – risk of loss arising from actual returns being different than expected
- Expense risk – risk of loss arising from expense experience being different than expected
- Policyholder decision risk – risk of loss arising due to policyholder experiences (lapses and surrenders) being different than expected

These risks do not vary significantly in relation to the location of the risk insured by the Group, type of risk insured or by industry.

The Group's underwriting strategy is designed to ensure that risks are well diversified in terms of type of risk and level of insured benefits. This is largely achieved through diversification across industry sectors and geography, the use of medical screening in order to ensure that pricing takes account of current health conditions and family medical history, regular review of actual claims experience and product pricing, as well as detailed claims' handling procedures.

# Notes to the Consolidated Financial Statements

for the year ended 31 March 2022

## 58 Disclosures pertaining to the life insurance business for the year ended 31 March 2021: (Contd..)

The following tables show the concentration of life insurance contract liabilities and investment contract liabilities with DPF by type of contract.

March 31, 2021

(₹ in Crores)

Particulars	Gross			Net		
	Insurance contract and investment contract liabilities with DPF	Insurance contract liabilities without DPF	Total gross insurance contract liabilities and investment contract liabilities with DPF	Insurance contract and investment contract liabilities with DPF	Insurance contract liabilities without DPF	Net of insurance contract liabilities and investment contract liabilities with DPF
Whole life	2,241.39	–	2,241.39	2,241.39	–	2,241.39
Term assurance	–	605.93	605.93	–	335.46	335.46
Guaranteed annuity pensions	–	–	–	–	–	–
Pure endowment pensions	–	–	–	–	–	–
Mortgage endowments	–	–	–	–	–	–
Total life insurance	6,640.84	6,655.95	13,296.79	6,640.55	6,655.52	13,296.07
Unitised pensions	–	–	–	–	–	–
Total investment contracts with DPF	–	936.59	936.59	–	936.59	936.59
<b>Total</b>	<b>8,882.23</b>	<b>8,198.47</b>	<b>17,080.70</b>	<b>8,881.94</b>	<b>7,927.57</b>	<b>16,809.51</b>

The geographical concentration of the Group's life insurance contract liabilities and investment contract liabilities with DPF is within India only.

The assumptions that have substantial impact on statement of financial position and Statement of Profit and Loss of the Group are listed below :

(₹ in absolute amount)

Portfolio assumptions by type of business impacting net liabilities	Mortality and morbidity rates	Persistency	Investment return	Expenses
	March 31, 2021	March 31, 2021	March 31, 2021	March 31, 2021
Non Participating Endowment	66% -224.4% of LIC 12-14	Lapse rate for RP: 10% in year 1, 5% in year 2 and 0% thereafter	6% to 7.65%	₹ 89.96 to ₹ 866.81
Term Plans	100% of LIC 12-14	Lapse rate for RP: 10% in year 1, 5% in year 2 and 0% thereafter For LP: 10% in year 1, 3% to 5% in year 2 and 0% thereafter	6.00%	₹ 440.37 to ₹ 719.26
Unit Linked	100% of LIC 12-14	Paid-up rates: 24% year 1, 8% year2, 24%, year3, 20%, in year 4, 5, 6 and 12% thereafter	4.50%	₹ 537.14 to ₹ 834.18



# Notes to the Consolidated Financial Statements

for the year ended 31 March 2022

## 58 Disclosures pertaining to the life insurance business for the year ended 31 March 2021: (Contd..)

(₹ in absolute amount)

Portfolio assumptions by type of business impacting net liabilities	Mortality and morbidity rates	Persistency	Investment return	Expenses
	March 31, 2021	March 31, 2021	March 31, 2021	March 31, 2021
Pension	100% of LIC 12-14	Paid-up rates 24% to 45% in year1, 6% to 20% in year 2, 4% to 15% in year 3, 4% to 10% in year 4 and 4% to 5% thereafter	4.50%	₹ 866.81
Participating Endowment	100% - 148.5% of LIC 12-14	Lapse rate for RP: 10% in year 1, 5% in year 2 and 0% thereafter For LP: 5% in year 1 and 0% thereafter	6.50%	₹ 420.29 to ₹ 866.81

### Sensitivity analysis

The following analysis is performed for reasonably possible movements in key assumptions with all other assumptions held constant, showing the impact on gross and net liabilities, profit before tax and equity. The correlation of assumptions will have a significant effect in determining the ultimate claims liabilities, but to demonstrate the impact due to changes in assumptions, assumptions had to be changed on an individual basis.

It should be noted that movements in these assumptions are non-linear. Sensitivity information will also vary according to the current economic assumptions, mainly due to the impact of changes to both the intrinsic cost and time value of options and guarantees. When options and guarantees exist, they are the main reason for the asymmetry of sensitivities. The method used for deriving sensitivity information and significant assumptions made did not change from the previous period.

### Insurance contracts

(₹ in Crores)

Particulars	March 31, 2021	
	Change in assumptions	Increase/(decrease) on gross and net liabilities and profit before tax
Mortality/morbidity rate	+10%	129.72
Longevity	+10%	–
Investment return	+1%	–
Expenses	+10%	98.00
Lapse and surrenders rate	+10%	(1.93)
Discount rate	+1%	(681.80)
Mortality/morbidity rate	–10%	(121.15)
Longevity	–10%	–
Investment return	–1%	–
Expenses	–10%	(94.10)
Lapse and surrenders rate	–10%	1.94
Discount rate	–1%	1,071.06

# Notes to the Consolidated Financial Statements

for the year ended 31 March 2022

## 58 Disclosures pertaining to the life insurance business for the year ended 31 March 2021: (Contd..)

### F Investments

- a) For the insurance business, the Group is maintaining separate funds for Shareholders and Policyholders as per section 11 (1B) of the Insurance Act, 1938. Investments and related incomes are segregated between Participating, Par Pension, Non-Participating, Unit Linked, VIP Non Par Pension, Annuity and Pension funds.

Investments are specifically purchased and held for the policyholders and shareholders independently. The income relating to these investments is recognized in the respective policyholders' / shareholders' account.

Investments in securities measured at amortized cost and at fair value through other comprehensive income are recorded on trade date at fair value including acquisition charges (such as brokerage and related taxes), and exclude pre-acquisition interest paid, if any, on purchase.

Investments in securities measured at fair value through profit and loss are recorded on trade date at fair value with acquisition charges being charged to Statement of Profit and Loss.

- b) For the insurance business, the Group manages its business based on segments viz. Participating, Annuity, VIP Non Par Pension, Pension Individual, Par Pension, Non Participating, Unit Linked and Shareholders' Funds driving the business model test for investments. Accordingly, investments in each of these business have been analysed as a portfolio and classified/measured accordingly. The classification has been tabulated as under :-

Segment Name	Type of Security	Classification under Ind AS
Par, Par Pension, VIP Non Par Pension, Pension Individual, and Annuity	Debt securities	Amortized cost
	Equity securities	Fair value through OCI
	Mutual Funds	Fair value through profit and loss
Non Participating and Shareholders' funds	Debt securities	Fair value through OCI
	Equity securities	Fair value through profit and loss
	Mutual Funds	Fair value through profit and loss
Unit linked	All securities	Fair value through profit and loss

## 59 Discontinued operations

The Board of Directors of the Holding Company, in their meeting held on September 3, 2021, and the members of the Holding Company, in the Extraordinary General Meeting held on September 29, 2021, had approved divestment of entire equity shareholding held by the Holding Company in Exide Life Insurance Company Limited ("ELIC" or "component"), a material wholly owned subsidiary of the Holding Company, in favour of HDFC Life Insurance Company Limited (HLIC), subject to necessary approvals from relevant regulatory/governmental authorities.

The Board of Directors of HLIC, in its meeting held on September 3, 2021, and the members of the HLIC, in the Extraordinary General Meeting held on September 29, 2021, had accorded their approval for acquisition of entire equity shareholding of ELIC, subject to requisite regulatory approvals.

Post receipt of such requisite regulatory approvals, the aforesaid transaction was completed on January 1, 2022, and the Holding Company divested its entire equity shareholding in ELIC in favour of HLIC on that date for the agreed consideration.

In accordance with Ind AS 105 – "Non-Current Assets held for sale and Discontinued Operations", the aforesaid component has been classified as a discontinued operation. The summary of results of discontinued operations are as follows:

# Notes to the Consolidated Financial Statements

for the year ended 31 March 2022

## 59 Discontinued operations (Contd..)

### a) Results of Discontinued Operations

Particulars	(₹ in Crores)	
	2021-22	2020-21
Revenue	3,456.67	4,946.91
Expenses	3,606.47	4,870.67
<b>Profit / (loss) before tax from discontinued operations</b>	<b>(149.80)</b>	<b>76.24</b>
Income tax of discontinued operations	–	(6.57)
<b>Profit / (loss) after tax from discontinued operations</b>	<b>(149.80)</b>	<b>69.67</b>
Gain on sale of discontinued operations	4,586.89	–
Income tax on sale of discontinued operations	(774.56)	–
<b>Profit from discontinued operations, net of tax</b>	<b>3,662.53</b>	<b>69.67</b>
Basic and Diluted EPS	43.09	0.82

### b) Computation of gain on disposal of discontinued operations

Particulars	(₹ in Crores)
Cash consideration received	725.98
Consideration received in shares of HDFC Life Insurance Company Limited	5,652.53
Expenses	(5.17)
<b>Net Consideration</b>	<b>6,373.34</b>
Add: Debt instruments through OCI reclassified to Statement of Profit and Loss on disposal of discontinued operations	143.12
Less: Carrying value of Net Assets	1,394.44
Less: Goodwill	535.13
<b>Gain on disposal</b>	<b>4,586.89</b>

### c) Effect of disposal on the financial position of the Group

Particulars	(₹ in Crores)
Property, Plant and Equipment, Capital work-in-progress, Other Intangible Assets and Intangible Assets under Development	88.82
Reinsurance Assets	361.73
Investments	18,546.36
Other Non-Current Assets	659.26
Deferred Tax Assets	2.40
Current Assets	
Investments	837.10
Trade Receivables	162.14
Cash and Cash Equivalents	96.47
Other Current Assets	450.67
Non-Current Liabilities	
Insurance contract liabilities	(16,118.13)

# Notes to the Consolidated Financial Statements

for the year ended 31 March 2022

## 59 Discontinued operations (Contd..)

Particulars	(₹ in Crores)
Investment contract liabilities	(923.13)
Other Non-Current Liabilities	(612.54)
Current Liabilities	
Insurance contract liabilities	(1,482.92)
Investment contract liabilities	(48.40)
Trade and other payables	(464.66)
Other Non-Current Liabilities	(160.73)
<b>Net Assets</b>	<b>1,394.44</b>
Consideration received	720.81
Less: Cash and Cash Equivalents disposed off	96.47
<b>Net Cash inflows from disposal of subsidiary</b>	<b>624.34</b>

**60** No funds have been advanced or loaned or invested (either from borrowed funds or share premium or any other sources or kind of funds) by the Holding Company or any of its subsidiaries and associates which are companies incorporated in India to or in any other person(s) or entity(ies), including foreign entities ("Intermediaries") with the understanding, whether recorded in writing or otherwise, that the Intermediary shall lend or invest in party identified by or on behalf of the Holding Company or any such subsidiaries and associates (Ultimate Beneficiaries). The Holding Company or any of its subsidiaries and associates which are companies incorporated in India have not received any fund from any party(s) (Funding Party) with the understanding that the Holding Company or any such subsidiaries and associates shall whether, directly or indirectly lend or invest in other persons or entities identified by or on behalf of the Funding Party ("Ultimate Beneficiaries") or provide any guarantee, security or the like on behalf of the Ultimate Beneficiaries.

As per our report of even date.

**For B S R & Co. LLP**

Chartered Accountants

Firm Registration Number: 101248W/W-100022

Sd/-

**Jayanta Mukhopadhyay**

Partner

Membership No. 055757

Mumbai, May 05, 2022

For and on behalf of Board of Directors of **Exide Industries Limited**

CIN No.: L31402WB1947PLC014919

Sd/-

**Jitendra Kumar**

Company Secretary & President

Legal & Corporate Affairs

ACS No.: 11159

Mumbai, May 05, 2022

Sd/-

**A.K.Mukherjee**

Director- Finance & CFO

DIN: 00131626

Sd/-

**Subir Chakraborty**

Managing Director & CEO

DIN: 00130864

# Annexure

## FORM AOC-1

### Statement containing salient features of the financial statement of subsidiaries/associate companies/joint ventures

[Pursuant to first proviso to sub-section (3) of section 129 read with rule 5 of Companies (Accounts) Rules, 2014]

#### Part "A": Subsidiaries

(Information in respect of each subsidiary/associate to be presented with amounts in ₹ Crores)

1	2	3	4	5	6	7	8	9	
Sl. No.	1	2	3	4	5	6	7	8	9
Name of the subsidiary	Chloride Power Systems & Solutions Ltd	Chloride Metals Ltd	Chloride International Ltd	Chloride Batteries S.E. Asia Pte. Ltd	Associated Battery Manufacturers (Ceylon) Ltd	Espex Batteries Ltd	Exide Leclanche Energy Pvt Ltd	Exide Life Insurance Company Limited	Exide Energy Solutions Limited
Reporting period	31.03.2022	31.03.2022	31.03.2022	31.03.2022	31.03.2022	31.03.2022	31.03.2022	31.12.2021	31.03.2022
Reporting currency and Exchange rate as on the last date of the relevant financial year in the case of foreign subsidiaries	-	-	-	1 SGD = ₹ 54.75	1 SLR = ₹ 0.2539	1 GBP = ₹ 97.30	-	-	-
Share capital	6.98	52.51	0.45	53.31	1.61	0.99	169.07	1,850.00	0.01
Reserves & surplus	(7.48)	144.13	6.17	1.48	(0.46)	14.75	65.86	(455.51)	(21.89)
Total assets	53.77	739.78	6.64	81.50	86.94	89.50	299.47	21,205.00	4.11
Total Liabilities	54.27	543.14	0.02	26.71	85.79	73.76	64.54	19,810.51	25.99
Investments	-	-	0.23	3.04	-	-	8.51	19,383.45	-
Turnover / Income from Operations	78.03	2,906.80	0.77	85.83	195.49	122.08	33.40	3,450.67	-
Profit before taxation	1.25	19.05	0.69	(3.42)	(8.74)	6.01	(43.23)	(149.80)	(21.89)
Provision for taxation	0.48	4.35	0.15	-	(0.55)	2.06	-	-	-
Profit after taxation	0.77	14.70	0.54	(3.42)	(8.19)	3.95	(43.23)	(149.80)	(21.89)
Proposed Dividend	-	-	-	-	-	-	-	-	-
% of shareholding	100	100	100	100	61.5	100	84.9	100*	100*
								*(upto December 31, 2021)	*(w.e.f. March 24, 2022)

#### Additional Disclosure

- Names of the subsidiaries which are yet to commence operations  
EXIDE ENERGY SOLUTIONS LIMITED (incorporated on March 24, 2022)
- Names of subsidiaries which have been liquidated or sold during the year.  
EXIDE LIFE INSURANCE COMPANY LIMITED (ceased to be Subsidiary w.e.f 1st January, 2022)

## Part “B”: Associates and Joint Ventures

Name of the associate	Associates		
	1	2	3
	<b>CSE SOLAR SUNPARK MAHARASHTRA PRIVATE LIMITED</b>	<b>CSE SOLAR SUNPARK TAMILNADU PRIVATE LIMITED</b>	<b>GREENYANA SOLAR PRIVATE LIMITED</b>
1 Latest audited Balance Sheet Date	31.03.2022	31.03.2022	31.12.2021 (upto December 29, 2021)
2 Shares of Associate/Joint Ventures held by the company on the year end			
Number of Shares	17,28,465	14,30,138	–
Amount of Investment	12.39	13.11	–
Extent of Holding %	27.20	27.20	–
3 Description of how there is significant influence	Power Purchase Agreement and Share Subscription and Shareholders' Agreement		
4 Reason why the associate/joint venture is not consolidated	NA		
5 Networth attributable to Shareholding as per latest audited Balance Sheet	12.21	12.31	–
6 Profit / (Loss) for the year/period	(1.00)	(1.84)	(0.62)
i. Considered in Consolidation	(0.27)	(0.50)	(0.17)
ii. Not Considered in Consolidation	(0.73)	(1.34)	(0.45)
<b>Additional Disclosure</b>			
1 Names of the Associates and Joint Ventures which are yet to commence operations	NA		
2 Names of Associates and Joint Ventures which have been liquidated or sold during the year.	GREENYANA SOLAR PRIVATE LIMITED (ceased to be an Associate w.e.f. December 30, 2021)		

For and on behalf of Board of Directors of **Exide Industries Limited**

Sd/- <b>Jitendra Kumar</b> Company Secretary & President Legal & Corporate Affairs ACS No.: 11159	Sd/- <b>Asish Kumar Mukherjee</b> Director- Finance & CFO DIN: 00131626	Sd/- <b>Subir Chakraborty</b> Managing Director & CEO DIN: 00130864
---	--	--

Mumbai, May 05, 2022







## Disclaimer

Some information in this report may contain forward-looking statements which include statements regarding the Company's expected financial position and results of operations, business plans and prospects etc. and are generally identified by forward-looking words such as "believe," "plan," "anticipate," "continue," "estimate," "expect," "may," "will" or other similar words. Forward-looking statements are dependent on assumptions or basis underlying such statements. We have chosen these assumptions or basis in good faith, and we believe that they are reasonable in all material respects. However, we caution that actual results, performances or achievements could differ materially from those expressed or implied in such forward-looking statements. We undertake no obligation to update or revise any forward-looking statement, whether as a result of new information, future events, or otherwise.



**Registered Office**

Exide Industries Limited  
Exide House,  
59E Chowringhee Road,  
Kolkata - 700 020  
[www.exideindustries.com](http://www.exideindustries.com)