



## REC Limited | आर ई सी लिमिटेड

(भारत सरकार का उद्यम) / (A Government of India Enterprise)  
Regd. Office: Core-4, SCOPE Complex, 7, Lodhi Road, New Delhi - 110003  
Corporate Office: Plot No. 1-4, Near IFFCO Chowk Metro Station, Sector-29, Gurugram - 122001 (Haryana)  
Tel: +91 124 444 1300 | Website: www.recindia.nic.in  
CIN : L40101DL1969GOI005095 | GST No.: 06AAACR4512R3Z3

SEC-1/187(2)/2024/1684

Dated: April 30, 2024

लिस्टिंग विभाग, नेशनल स्टॉक एक्सचेंज ऑफ इंडिया लिमिटेड एक्सचेंज प्लाजा, बांद्रा कुर्ला कॉम्प्लेक्स, बांद्रा (पूर्व), मुंबई - ४०० ०५१	कॉर्पोरेट संबंध विभाग बीएसई लिमिटेड पहली मंजिल, फीरोज जीजीभोय टावर्स दलाल स्ट्रीट, फोर्ट, मुंबई - ४०० ००१
स्क्रिप कोड—RECLTD	स्क्रिप कोड—532955
Listing Department, National Stock Exchange of India Limited Exchange Plaza, Bandra Kurla Complex, Bandra (East), <b>Mumbai – 400 051.</b>	Corporate Relationship Department BSE Limited 1 <sup>st</sup> Floor, Phiroze Jeejeebhoy Towers Dalal Street, Fort, <b>Mumbai – 400 001.</b>
Scrip Code—RECLTD	Scrip Code—532955

### Sub: Outcome of Board Meeting held on April 30, 2024.

Sir/Madam,

In compliance with the provisions of Regulation 30 read with Schedule III of SEBI (LODR) Regulations 2015, this is to inform that the Board of Directors of REC Limited in its meeting held on April 30, 2024, *inter-alia* considered and approved the following:

1. **Audited financial results (standalone & consolidated)** of the Company for the quarter and year ended March 31, 2024.

Further, pursuant to Regulation 33(3)(d) of the SEBI (LODR) Regulations, 2015, it is hereby declared that the Joint Statutory Auditors of the Company have furnished Audit Report on the Standalone & Consolidated Financial Results with unmodified opinion. Audited Financial Results (Standalone & Consolidated) for the quarter and year ended March 31, 2024, Statement of Assets and Liabilities as on March 31, 2024 and the Auditors' Reports thereon, are enclosed herewith as **Annexure-1**.

2. **Special Purpose Financial Statements** (Standalone and Consolidated) for the period ended March 31, 2024, which have been reviewed by the Audit Committee and approved by the Board of Directors of the Company in their meetings held on April 30, 2024. The same has been prepared for the purpose of inclusion of financial information for updation of Global Medium Term Note programme (GMTN) of the Company. A copy of Special purpose financial statements and the Auditors' Reports thereon, are also enclosed herewith as **Annexure-2**.

3. **Recommendation of final dividend @ ₹5/- (Rupees Five only)** per equity share of ₹10/- each for the financial year 2023-24, subject to approval of shareholders in the ensuing Annual General Meeting (AGM). This is in addition to the Interim Dividend(s) of ₹11/- per equity share, already declared during the financial year 2023-24 in three tranches, thereby making total dividend for the Financial Year 2023 24 to ₹16/ per equity share on face value of ₹10 each.

**Regional Offices:** Bengaluru, Bhopal, Bhubaneswar, Chennai, Dehradun, Guwahati, Hyderabad, Jaipur, Jammu, Kolkata, Lucknow, Mumbai, Panchkula, Patna, Raipur, Ranchi, Shimla, Thiruvananthapuram & Vijaywada

**State Offices :** Vadodara, Varanasi

**Training Centre :** REC Institute of Power Management & Training (RECIPMT), Hyderabad

**The aforesaid final Dividend for the Financial Year 2023-24 of ₹5, if declared at the ensuing AGM, will be paid to the shareholders within 30 days from the date of declaration in ensuing AGM.**

4. **Incorporation of project-specific Special Purpose Vehicles (SPVs)**, as wholly owned subsidiary of REC Power Development & Consultancy Limited (RECPDCL), a wholly owned subsidiary of REC Limited, for 2 Inter-State transmission projects to be implemented through tariff based competitive bidding process as under:-
- Transmission system for evacuation of power from Rajasthan REZ Ph-IV (Part-3: 6 GW) (Bikaner complex) : Part A
  - Transmission system for evacuation of power from Rajasthan REZ Ph-IV (Part-3: 6 GW) [Bikaner complex] : Part B

The proposed SPVs will also be subsidiary companies of REC Limited, in terms of the provisions of Section 2(87) of the Companies Act, 2013.

5. **Sale and transfer** of the entire shareholding of five SPVs, presently held by RECPDCL, a wholly owned subsidiary of REC Limited to the successful bidders selected through Tariff Based Competitive Bidding process. The other requisite details are attached herewith as **Annexure-3**.
6. Appointment of **M/s. Agarwal S. & Associates**, Practicing Company Secretaries, as Secretarial Auditors of the Company for the Financial Year 2023-24. The other requisite details are attached herewith as **Annexure-4**.

The Board meeting commenced at 10:00 a.m. and concluded at 1:50 p.m.

यह आपकी जानकारी के लिए है। This is for your kind information.

धन्यवाद,

भवदीय,  


(जे. एस. अमिताभ)  
कार्यकारी निदेशक और कंपनी सचिव

संलग्न : ए/ए

**KAILASH CHAND JAIN & CO.**  
Chartered Accountants  
819, Laxmi Deep Building,  
Laxmi Nagar District Center,  
New Delhi-110092

**SCV & CO. LLP.**  
Chartered Accountants  
B-41, Panchsheel Enclave,  
New Delhi- 110017

Independent Auditors' Report on the Audited Standalone Financial Results of REC Limited for the quarter and year ended 31<sup>st</sup> March 2024 being submitted by the company pursuant to the Regulation 33 and Regulation 52 of the SEBI (Listing Obligations and Disclosure Requirements) Regulations, 2015, as amended.

The Board of Directors,  
REC Limited  
Core-IV, SCOPE Complex,  
7, Lodi Road,  
New Delhi – 110003

#### Report on the audit of the Standalone Financial Results

#### Opinion

1. We have audited the accompanying standalone financial results of **REC Limited** ("the Company") for the quarter and year ended 31<sup>st</sup> March 2024 attached herewith, being submitted by the Company pursuant to the requirement of Regulation 33 and Regulation 52 of the SEBI (Listing Obligations and Disclosure Requirements) Regulations, 2015, as amended ("Listing Regulations").
2. In our opinion and to the best of our information and according to the explanations given to us these standalone financial results:
  - i. are presented in accordance with the requirements of Regulation 33 and Regulation 52 of the Listing Regulations in this regard; and
  - ii. gives a true and fair view in conformity with the recognition and measurement principles laid down in the applicable accounting standards, and other accounting principles generally accepted in India of the net profit and other comprehensive income and other financial information for the quarter and year ended 31<sup>st</sup> March 2024.



### **Basis for Opinion**

3. We conducted our audit in accordance with the Standards on Auditing ("SAs") specified under section 143(10) of the Companies Act, 2013 ("the Act"). Our responsibilities under those Standards are further described in the Auditors' Responsibilities for the Audit of the Standalone Financial Results section of our report. We are independent of the Company in accordance with the Code of Ethics issued by the Institute of Chartered Accountants of India together with the ethical requirements that are relevant to our audit of the financial results under the provisions of the Act and the Rules thereunder, and we have fulfilled our other ethical responsibilities in accordance with these requirements and the Code of Ethics. We believe that the audit evidence we have obtained is sufficient and appropriate to provide a basis for our opinion.

### **Management's Responsibilities for the Standalone Financial Results**

4. These standalone financial results have been prepared on the basis of the standalone Ind AS financial statements.
5. The Company's management and Board of Directors are responsible for the preparation of these financial results that give a true and fair view of the net profit and other comprehensive income and other financial information in accordance with the applicable accounting standards prescribed under Section 133 of the Act read with relevant rules issued thereunder and other accounting principles generally accepted in India and in compliance with Regulation 33 and 52 of the Listing Regulations. This responsibility also includes maintenance of adequate accounting records in accordance with the provisions of the Act for safeguarding of the assets of the Company and for preventing and detecting frauds and other irregularities; selection and application of appropriate accounting policies; making judgments and estimates that are reasonable and prudent; and design, implementation and maintenance of adequate internal financial controls that were operating effectively for ensuring the accuracy and completeness of the accounting records, relevant to the preparation and presentation of the standalone financial results that give a true and fair view and are free from material misstatement, whether due to fraud or error.



6. In preparing the standalone financial results, the Board of Directors are responsible for assessing the Company's ability to continue as a going concern, disclosing, as applicable, matters related to going concern and using the going concern basis of accounting unless the Board of Directors either intends to liquidate the Company or to cease operations, or has no realistic alternative but to do so.
7. The Board of Directors are also responsible for overseeing the Company's financial reporting process.

### **Auditors' Responsibilities for the Audit of the Standalone Financial Results**

8. Our objectives are to obtain reasonable assurance about whether the standalone financial results as a whole are free from material misstatement, whether due to fraud or error, and to issue an auditors' report that includes our opinion. Reasonable assurance is a high level of assurance but is not a guarantee that an audit conducted in accordance with SAs will always detect a material misstatement when it exists. Misstatements can arise from fraud or error and are considered material if, individually or in the aggregate, they could reasonably be expected to influence the economic decisions of users taken on the basis of these standalone financial results. As part of an audit in accordance with SAs, we exercise professional judgment and maintain professional skepticism throughout the audit. We also:

- Identify and assess the risks of material misstatement of the standalone financial results, whether due to fraud or error, design and perform audit procedures responsive to those risks, and obtain audit evidence that is sufficient and appropriate to provide a basis for our opinion. The risk of not detecting a material misstatement resulting from fraud is higher than for one resulting from error, as fraud may involve collusion, forgery, intentional omissions, misrepresentations, or the override of internal control.
- Obtain an understanding of internal control relevant to the audit in order to design audit procedures that are appropriate in the circumstances, but not for the purpose of expressing an opinion on the effectiveness of the company's internal control.



- Evaluate the appropriateness of accounting policies used and the reasonableness of accounting estimates and related disclosures made by the Board of Directors.
  - Conclude on the appropriateness of the Board of Directors' use of the going concern basis of accounting and, based on the audit evidence obtained, whether a material uncertainty exists related to events or conditions that may cast significant doubt on the Company's ability to continue as a going concern. If we conclude that a material uncertainty exists, we are required to draw attention in our auditors' report to the related disclosures in the financial results or, if such disclosures are inadequate, to modify our opinion. Our conclusions are based on the audit evidence obtained up to the date of our Auditors' Report. However, future events or conditions may cause the Company to cease to continue as a going concern.
  - Evaluate the overall presentation, structure and content of the standalone financial results, including the disclosures, and whether the financial results represent the underlying transactions and events in a manner that achieves fair presentation.
9. Materiality is the magnitude of misstatements in the standalone financial results that, individually or in aggregate, makes it probable that the economic decisions of a reasonably knowledgeable user of the standalone financial results may be influenced. We consider quantitative materiality and qualitative factors in (i) planning the scope of our audit work and in evaluating the results of our work; and (ii) to evaluate the effect of any identified misstatements in the standalone financial results.
10. We communicate with those charged with governance regarding, among other matters, the planned scope and timing of the audit and significant audit findings, including any significant deficiencies in internal control that we identify during our audit.
11. We also provide those charged with governance with a statement that we have complied with relevant ethical requirements regarding independence, and to communicate with them all relationships and other matters that may reasonably be thought to bear on our independence, and where applicable, related safeguards.



## Other Matter

12. We did not audit the standalone financial statements of the Company for the quarter and year ended 31st March 2023. These standalone financial statements have been jointly audited by S.K. Mittal & Co. Chartered Accountants & O.P. Bagla & Co. LLP Chartered Accountants who vide their report dated 17th May 2023 expressed an unmodified opinion on the standalone financial results of the Company for the year ended 31st March 2023.

Our opinion is not modified in respect of this matter.

13. The standalone Financial Results include the results for the quarter ended 31st March 2024 being the balancing figure between the audited figures in respect of the full financial year ended 31st March 2024 and the published unaudited year to date figures up to the third quarter of the current financial year which was subject to limited review for the quarter ended 31st December 2023 and 30th September 2023 by us and for the quarter ended 30th June 2023 was subject to joint limited review by S.K. Mittal & Co. Chartered Accountants & O.P. Bagla & Co. LLP Chartered Accountants who vide their report dated 26th July 2023 expressed an unmodified conclusion on the unaudited standalone financial results of the company.

Our opinion is not modified in respect of this matter.

For M/s Kailash Chand Jain & Co.  
Chartered Accountants,  
ICAI Firm Registration: 112318W



Name - Saurabh Chouhan  
Designation: Partner  
Membership Number: 167453  
UDIN: 24167453DKDFUA7170

For M/s SCV & Co. LLP.  
Chartered Accountants,  
ICAI Firm Registration: 000235N/N500089



Name – Abhinav Khosla  
Designation: Partner  
Membership Number: 087010  
UDIN: 24087010BKBODN6002

Place : Mumbai

Date : 30th April 2024

**REC Limited**  
Registered Office - Core-4, SCOPE Complex, 7, Lodhi Road, New Delhi - 110003, CIN: L40101DL1969GOI005095  
**Statement of Audited Standalone Financial Results for the quarter and year ended 31-03-2024**

(₹ in Crores)

S. No.	Particulars	Quarter Ended			Year Ended	
		31-03-2024 (Audited)	31-12-2023 (Unaudited)	31-03-2023 (Audited)	31-03-2024 (Audited)	31-03-2023 (Audited)
<b>1</b>	<b>Income</b>					
	<b>A Interest income</b>					
	(i) Interest income on loan assets	12,168.48	11,812.00	9,903.61	45,658.74	38,359.91
	(ii) Other interest income	215.10	132.04	90.94	751.37	476.33
	<b>Sub-total (A) - Interest Income</b>	<b>12,383.58</b>	<b>11,944.04</b>	<b>9,994.55</b>	<b>46,410.11</b>	<b>38,836.24</b>
	<b>B Other Operating Income</b>					
	(i) Dividend income	1.47	-	15.00	25.68	39.34
	(ii) Fees and commission income	92.37	53.13	134.49	236.03	287.17
	(iii) Net gain/ (loss) on fair value changes	135.72	(15.52)	(30.77)	474.48	45.31
	<b>Sub-total (B) - Other Operating Income</b>	<b>229.56</b>	<b>37.61</b>	<b>118.72</b>	<b>736.19</b>	<b>371.82</b>
	<b>C Total Revenue from Operations (A+B)</b>	<b>12,613.14</b>	<b>11,981.65</b>	<b>10,113.27</b>	<b>47,146.30</b>	<b>39,208.06</b>
	<b>D Other Income</b>	<b>30.17</b>	<b>18.40</b>	<b>10.69</b>	<b>67.85</b>	<b>44.67</b>
	<b>Total income (C+D)</b>	<b>12,643.31</b>	<b>12,000.05</b>	<b>10,123.96</b>	<b>47,214.15</b>	<b>39,252.73</b>
<b>2</b>	<b>Expenses</b>					
	<b>A Finance costs</b>	<b>7,896.05</b>	<b>7,653.34</b>	<b>6,497.34</b>	<b>29,949.27</b>	<b>23,737.66</b>
	<b>B Net translation/ transaction exchange loss/ (gain)</b>	<b>59.95</b>	<b>(23.91)</b>	<b>(30.21)</b>	<b>166.57</b>	<b>1,114.04</b>
	<b>C Fees and commission expense</b>	<b>8.88</b>	<b>5.61</b>	<b>4.94</b>	<b>24.26</b>	<b>16.29</b>
	<b>D Impairment on financial instruments</b>	<b>(711.87)</b>	<b>55.85</b>	<b>(319.65)</b>	<b>(1,358.39)</b>	<b>114.91</b>
	<b>E Employee benefits expenses</b>	<b>59.57</b>	<b>63.36</b>	<b>25.19</b>	<b>213.84</b>	<b>181.63</b>
	<b>F Depreciation and amortization</b>	<b>5.98</b>	<b>5.89</b>	<b>6.25</b>	<b>23.72</b>	<b>24.09</b>
	<b>G Corporate social responsibility expenses</b>	<b>117.97</b>	<b>87.03</b>	<b>87.76</b>	<b>249.86</b>	<b>202.65</b>
	<b>H Other expenses</b>	<b>59.01</b>	<b>38.63</b>	<b>41.12</b>	<b>164.38</b>	<b>122.69</b>
	<b>Total expenses (A to H)</b>	<b>7,495.54</b>	<b>7,885.80</b>	<b>6,312.74</b>	<b>29,433.51</b>	<b>25,513.96</b>
<b>3</b>	<b>Profit before tax (1-2)</b>	<b>5,147.77</b>	<b>4,114.25</b>	<b>3,811.22</b>	<b>17,780.64</b>	<b>13,738.77</b>
<b>4</b>	<b>Tax expense</b>					
	<b>A Current tax</b>					
	- Current year	888.15	873.33	716.54	3,293.00	2,668.58
	- Earlier years	2.09	-	-	2.09	(147.29)
	<b>B Deferred tax</b>	<b>241.23</b>	<b>(28.39)</b>	<b>93.77</b>	<b>466.34</b>	<b>162.84</b>
	<b>Total tax expense (A+B)</b>	<b>1,131.47</b>	<b>844.94</b>	<b>810.31</b>	<b>3,761.43</b>	<b>2,684.13</b>
<b>5</b>	<b>Net profit for the period (3-4)</b>	<b>4,016.30</b>	<b>3,269.31</b>	<b>3,000.91</b>	<b>14,019.21</b>	<b>11,054.64</b>
<b>6</b>	<b>Other comprehensive Income/(Loss)</b>					
	<b>(i) Items that will not be reclassified to profit or loss</b>					
	(a) Re-measurement gains/(losses) on defined benefit plans	(5.77)	3.73	(3.63)	(0.99)	(5.99)
	- Tax impact on above	1.45	(0.94)	0.92	0.25	1.51
	(b) Changes in Fair Value of Equity Instruments measured at Fair Value through Other Comprehensive Income (FVOCI)	52.65	9.11	(13.78)	96.34	(58.16)
	- Tax impact on above	1.96	(6.40)	-	(4.86)	(0.32)
	<b>Sub-total (i)</b>	<b>50.29</b>	<b>5.50</b>	<b>(16.49)</b>	<b>90.74</b>	<b>(62.96)</b>
	<b>(ii) Items that will be reclassified to profit or loss</b>					
	(a) Effective portion of gains and loss on hedging instruments in cash flow hedges	(2,525.37)	(745.69)	62.97	(3,269.97)	542.33
	- Tax impact on above	635.59	261.73	(15.85)	822.99	(136.49)
	(b) Cost of hedging reserve	4,017.30	(363.33)	819.52	4,544.19	(1,755.82)
	- Tax impact on above	(1,011.07)	121.48	(206.26)	(1,143.68)	441.90
	<b>Sub-total (ii)</b>	<b>1,116.45</b>	<b>(725.81)</b>	<b>660.38</b>	<b>953.53</b>	<b>(908.08)</b>
	<b>Other comprehensive Income/(Loss) for the period (i+ii)</b>	<b>1,166.74</b>	<b>(720.31)</b>	<b>643.89</b>	<b>1,044.27</b>	<b>(971.04)</b>
<b>7</b>	<b>Total comprehensive income for the period (5+6)</b>	<b>5,183.04</b>	<b>2,549.00</b>	<b>3,644.80</b>	<b>15,063.48</b>	<b>10,083.60</b>
<b>8</b>	<b>Paid up equity share capital (Face Value ₹10 per share)</b>	<b>2,633.22</b>	<b>2,633.22</b>	<b>2,633.22</b>	<b>2,633.22</b>	<b>2,633.22</b>
<b>9</b>	<b>Other equity (as per audited balance sheet as at 31st March)</b>				<b>66,149.93</b>	<b>55,046.45</b>
<b>10</b>	<b>Basic &amp; Diluted earnings per equity share of ₹ 10 each (in ₹)*</b>					
	<b>A For continuing operations (in ₹)</b>	<b>15.13</b>	<b>12.42</b>	<b>11.27</b>	<b>53.11</b>	<b>41.85</b>
	<b>B For discontinued operations</b>	<b>-</b>	<b>-</b>	<b>-</b>	<b>-</b>	<b>-</b>
	<b>C For continuing and discontinued operations</b>	<b>15.13</b>	<b>12.42</b>	<b>11.27</b>	<b>53.11</b>	<b>41.85</b>

See accompanying notes to the standalone financial results.

\* Earning Per Share (EPS) is not annualised for the quarters and year ended.





**Statement of Assets and Liabilities**

(₹ in Crores)

S. No.	Particulars	Standalone	
		As at 31-03-2024	As at 31-03-2023
		(Audited)	(Audited)
	<b>ASSETS</b>		
(1)	<b>Financial Assets</b>		
(a)	Cash and cash equivalents	46.26	39.00
(b)	Bank balances other than (a) above	2,452.44	1,948.34
(c)	Trade receivables	-	-
(d)	Derivative financial instruments	12,482.02	8,981.61
(e)	Loans	4,99,192.05	4,22,083.91
(f)	Investments	5,320.31	3,137.98
(g)	Other financial assets	24,424.52	24,400.28
	<b>Total - Financial Assets (1)</b>	<b>5,43,917.60</b>	<b>4,60,591.12</b>
(2)	<b>Non-Financial Assets</b>		
(a)	Current tax assets (net)	294.42	295.78
(b)	Deferred tax assets (net)	2,485.46	3,276.99
(c)	Property, Plant & Equipment	630.21	638.91
(d)	Capital Work-in-Progress	23.59	2.72
(e)	Other Intangible Assets	0.52	1.62
(f)	Other non-financial assets	88.54	69.65
(g)	Investments accounted for using equity method	-	-
	<b>Total - Non-Financial Assets (2)</b>	<b>3,522.74</b>	<b>4,285.67</b>
(3)	Assets classified as held for sale	0.05	0.34
	<b>Total ASSETS (1+2+3)</b>	<b>5,47,440.39</b>	<b>4,64,877.13</b>
	<b>LIABILITIES AND EQUITY</b>		
	<b>LIABILITIES</b>		
(1)	<b>Financial liabilities</b>		
(a)	Derivative financial instruments	759.70	976.95
(b)	Trade payables		
	(i) total outstanding dues of MSMEs	-	-
	(ii) total outstanding dues of creditors other than MSMEs	-	-
(c)	Debt securities	2,66,109.92	2,36,948.99
(d)	Borrowings (other than debt securities)	1,72,092.05	1,37,114.13
(e)	Subordinated liabilities	7,412.21	6,773.30
(f)	Other financial liabilities	31,840.66	25,174.58
	<b>Total - Financial Liabilities (1)</b>	<b>4,78,214.54</b>	<b>4,06,987.95</b>
(2)	<b>Non-Financial Liabilities</b>		
(a)	Current tax liabilities (net)	66.51	-
(b)	Provisions	136.57	110.94
(c)	Other non-financial liabilities	239.62	98.57
	<b>Total - Non-Financial Liabilities (2)</b>	<b>442.70</b>	<b>209.51</b>
(3)	Liabilities directly associated with assets classified as held for sale	-	-
(4)	<b>EQUITY</b>		
(a)	Equity Share Capital	2,633.22	2,633.22
(b)	Instruments Entirely Equity In Nature	558.40	558.40
(c)	Other equity	65,591.53	54,488.05
	<b>Total - Equity (4)</b>	<b>68,783.15</b>	<b>57,679.67</b>
	<b>Total - LIABILITIES AND EQUITY (1+2+3+4)</b>	<b>5,47,440.39</b>	<b>4,64,877.13</b>



**Statement of Cash Flows for the year ended 31st March 2024**

(₹ in Crores)

S. No.	Particulars	Standalone	
		Year ended	
		31-03-2024 (Audited)	31-03-2023 (Audited)
<b>A.</b>	<b>Cash Flow from Operating Activities :</b>		
	Net Profit before tax	17,780.64	13,738.77
	Adjustments for:		
1	Loss/ (Gain) on derecognition of Property, Plant and Equipment (net)	5.56	6.64
2	Loss/ (Gain) on derecognition of Assets held for sale (net)	(1.32)	(4.08)
3	Depreciation & Amortization	23.72	24.09
4	Impairment allowance on Assets Classified as Held for Sale	-	-
5	Impairment losses on Financial Instruments	(1,358.39)	114.91
6	Loss/ (Gain) on Fair Value Changes (net)	(471.88)	(43.76)
7	Effective Interest Rate in respect of Loan Assets and Borrowings	(34.51)	(15.58)
8	Interest on Commercial Paper	135.64	-
9	Unrealised Foreign Exchange Translation Loss/ (Gain)	(993.07)	963.93
10	Liabilities no longer required written back	-	-
11	Interest on Investments	(42.65)	(39.53)
	<b>Operating profit before Changes in Operating Assets &amp; Liabilities</b>	<b>15,043.74</b>	<b>14,745.39</b>
	Inflow / (Outflow) on account of :		
1	Loan Assets	(75,017.32)	(50,424.82)
2	Derivatives	(343.67)	790.33
3	Other Financial and Non- Financial Assets	(1,544.16)	193.95
4	Other Financial and Non- Financial Liabilities & Provisions	7,194.23	(151.53)
	<b>Cash flow from Operations</b>	<b>(54,667.18)</b>	<b>(34,846.68)</b>
1	Income Tax Paid (including TDS)	(3,218.04)	(2,734.77)
2.	Income Tax refund	-	99.79
	<b>Net Cash Flow from Operating Activities</b>	<b>(57,885.22)</b>	<b>(37,481.66)</b>
<b>B.</b>	<b>Cash Flow from Investing Activities</b>		
1	Sale of Property, Plant & Equipment	0.07	0.02
2	Sale of assets held for sale	1.61	4.60
3	Investment in Property, Plant & Equipment (incl. CWIP & Capital Advances)	(32.81)	(17.62)
4	Investment in Intangible Assets (including intangible assets under development & Capital Advances)	-	(0.01)
5	Finance Costs Capitalised	(0.53)	(0.03)
6	Sale/ (Investment) in Equity Shares	67.39	10.13
7	Sale/(Investment) of/in shares of associate companies (Net)	-	-
8	Redemption/ (Investment) in Debt Securities other than HQLAs (net)	(912.98)	(343.14)
9	Redemption/ (Investment) in High Quality Liquid Assets (HQLAs) (net)	(997.94)	(457.82)
10	Maturity/(Investment) of Corporate and Term deposits	-	-
	<b>Net Cash Flow from Investing Activities</b>	<b>(1,875.19)</b>	<b>(803.87)</b>
<b>C.</b>	<b>Cash Flow from Financing Activities</b>		
1	Issue/ (Redemption) of Rupee Debt Securities (net)	27,473.52	14,823.67
2	Issue/ (Redemption) of Commercial Paper (net)	(135.64)	-
3	Raising/ (Repayments) of Rupee Term Loans/ WCDL from Banks/ FIs (net)	3,640.02	14,808.94
4	Raising/ (Repayments) of Foreign Currency Debt Securities and Borrowings (net)	30,921.49	11,643.52
5	Expenses on issue of Bonus Equity Shares	-	(0.71)
6	Raising/ (Redemption) of Subordinated Liabilities (net)	590.00	-
7	Coupon payment on Perpetual Debt Instruments entirely equity in nature	(44.50)	(44.50)
8	Payment of Dividend on Equity Shares	(2,857.05)	(3,120.37)
9	Repayment towards Lease Liability	(0.02)	(0.01)
	<b>Net Cash flow from Financing Activities</b>	<b>59,587.82</b>	<b>38,110.54</b>
	<b>Net Increase/Decrease in Cash &amp; Cash Equivalents</b>	<b>(172.59)</b>	<b>(174.99)</b>
	<b>Cash &amp; Cash Equivalents as at the beginning of the year</b>	<b>(48.59)</b>	<b>126.40</b>
	<b>Cash &amp; Cash Equivalents as at the end of the year</b>	<b>(221.18)</b>	<b>(48.59)</b>



**Notes to the Standalone financial results:**

- The above financial results of the Company were reviewed by the Audit Committee and approved and taken on record by the Board of Directors at the meeting held on 30th April, 2024. These results have been audited by the Statutory Auditors of the Company.
- The financial results have been prepared in accordance with the recognition and measurement principles laid down in Indian Accounting Standard (Ind-AS) notified under Section 133 of the Companies Act, 2013 read with Companies (Indian Accounting Standards) Rules, 2015, as amended from time to time, and other accounting principles generally accepted in India.
- Provisioning on loan assets is based on "ECL (Expected Credit Loss) methodology" under Ind-AS norms, duly approved by the Board of Directors of the Company and upon the report provided by an independent agency appointed by the Company, which also considers ratings by the Ministry of Power, as and when they are updated, for Distribution Companies (DISCOMs). This is further reviewed by management overlays in certain accounts wherever necessary considering the different factors. Details are as follows:

S. No.	Particulars	As at 31.03.2024			As at 31.03.2023		
		Stage 1 & 2	Stage 3	Total	Stage 1 & 2	Stage 3	Total
1.	Loan assets	4,95,560.62	13,810.33	5,09,370.95	4,20,119.71	14,892.08	4,35,011.79
2.	Impairment loss allowance (net of movements)*	2,926.72	9,453.80	12,380.52	3,744.24	10,519.51	14,263.75
	<b>Provisioning Coverage (%) (2/1)</b>	0.59%	68.45%	2.43%	0.89%	70.64%	3.28%

\* In addition, ₹ 32.02 crores as at 31st March 2024 (₹ 15.87 crores as at 31st March 2023) is maintained towards impairment allowance on Letter of Comfort.

- The Company's operation comprise of only one business segment - lending to power, logistic and infrastructure sector. Hence, there is no other reportable segment in terms of Indian Accounting Standard (Ind-AS) 108 "Operating Segments".
- The Board of Directors at its meeting held on 30th April, 2024 recommended final dividend of ₹ 5/- per equity share (on face value of ₹ 10/- each) for the financial year 2023-24, subject to approval of Shareholders in the ensuing Annual General Meeting. The total dividend for the financial year is ₹ 16/- per equity share (on face value of ₹ 10/- each).
- The Company has not issued any redeemable preference shares till date.
- The additional information as required under Regulation 52(4) of SEBI (Listing Obligations and Disclosure Requirements) Regulations, 2015 is annexed as **Annexure -A**.
- Pursuant to Regulation 54 of SEBI (Listing Obligations and Disclosure Requirements) Regulations, 2015, the secured listed non-convertible debt securities issued by the Company and outstanding as at 31st March, 2024 are fully secured (1.31 times), sufficient to discharge the principal amount and the interest thereon at all times, by way of mortgage on certain immovable properties and/or charge on the loan assets of the Company, in terms of respective offer document/ information memorandum and/ or Debenture Trust Deed. Further, security cover for secured non-convertible debt securities (listed and unlisted) issued by the Company is 1.19 times as at 31st March, 2024. The Security Cover in the prescribed format has been annexed as **Annexure-B**.
- The Company raises funds in different currencies through a mix of term loans from banks/ financial institutions/ Govt. agencies and issuance of non-convertible securities of different lenors through private placement. The issue proceeds have been fully utilized and there are no material deviation(s) from the stated objects in the offer document/ information memorandum of such non-convertible securities. The statement as prescribed under Regulation 52(7) & 52(7A) of SEBI (Listing Obligations and Disclosure Requirements) Regulations, 2015 has been annexed as **Annexure-C**. Further, there has been no default as on 31st March, 2024 in the repayment of debt securities, borrowings and subordinated liabilities and the Company has met all its debt servicing obligations, whether principal or interest, during the period.
- There are no cases of loans transferred/ acquired during the quarter ended 31st March, 2024 (previous quarter Nil) under Master Direction - Reserve Bank of India (Transfer of Loan Exposures) Directions, 2021 dated 24th September 2021.
- The disclosure in respect of related party transactions for the half year ended 31st March 2024 has been annexed as **Annexure-D**.
- The figures for the quarter ended 31st March 2024 and 31st March 2023 have been derived by deducting the year to date unaudited figures for the period ended 31st December 2023 and 31st December 2022 from the audited figures for the year ended 31st March 2024 and 31st March 2023 respectively.
- Previous period/ years' figures have been regrouped/ reclassified, wherever necessary, in order to make them comparable.

Place: Mumbai  
Date: 30th April 2024

For REC Limited  
  
(Vivek Kumar Dewangan)  
Chairman & Managing Director  
DIN - 01377212



**Disclosure in compliance with Regulation 52(4) of Securities and Exchange Board of India  
(Listing Obligations and Disclosure Requirements) Regulations, 2015**

As at/ For the quarter/ year ended 31st March 2024

S. No.	Particulars	Unit	Standalone	
			As at/ For the quarter ended 31.03.2024	As at/ For the year ended 31.03.2024
1	Debt Equity Ratio <sup>1</sup>	times		6.37
2	Outstanding Redeemable preference shares	₹ in Crores		Nil
3	Debenture Redemption Reserve	₹ in Crores		Nil
4	Net Worth <sup>2</sup>	₹ in Crores		68,783.15
5	Total debts to total assets <sup>3</sup>	times		0.80
6	Operating Margin <sup>4</sup>	%	40.57	37.57
7	Net profit Margin <sup>5</sup>	%	31.77	29.69
8	Sector specific equivalent ratios			
(a)	CRAR <sup>6</sup>	%	25.82	
(b)	Gross Credit Impaired Assets Ratio <sup>7</sup>	%	2.71	
(c)	Net Credit Impaired Assets Ratio <sup>8</sup>	%	0.86	

As at/ For the quarter/ year ended 31st March 2023

S. No.	Particulars	Unit	Standalone	
			As at/ For the quarter ended 31.03.2023	As at/ For the year ended 31.03.2023
1	Debt Equity Ratio <sup>1</sup>	times		6.49
2	Outstanding Redeemable preference shares	₹ in Crores		Nil
3	Debenture Redemption Reserve	₹ in Crores		Nil
4	Net Worth <sup>2</sup>	₹ in Crores		57,679.67
5	Total debts to total assets <sup>3</sup>	times		0.81
6	Operating Margin <sup>4</sup>	%	37.58	34.93
7	Net profit Margin <sup>5</sup>	%	29.64	28.16
8	Sector specific equivalent ratios			
(a)	CRAR <sup>6</sup>	%	25.78	
(b)	Gross Credit Impaired Assets Ratio <sup>7</sup>	%	3.42	
(c)	Net Credit Impaired Assets Ratio <sup>8</sup>	%	1.01	

**Notes:**

- Debt/Equity Ratio = Net Debt / Net Worth (Net debt represents principal outstanding less cash and cash equivalents)
- Net Worth is calculated as defined in section 2(57) of Companies Act, 2013.
- Total debts to total assets = Total Debt / Total Assets.
- Operating Margin = Net Operating Profit Before Tax / Total Revenue from Operation.
- Net Profit Margin = Net Profit after Tax / Total Income.
- CRAR = Adjusted Net worth/ Risk weighted assets, calculated as per applicable RBI guidelines.
- Gross Credit Impaired Asset Ratio = Gross Credit Impaired Assets / Gross Loan Assets.
- Net Credit Impaired Asset Ratio = Net Credit Impaired Assets / Gross Loan Assets.
- Debt Service Coverage Ratio, Interest Service Coverage Ratio, Current Ratio, Current Liability Ratio, Long Term Debt to Working Capital, Debtors Turnover, Inventory Turnover and Bad Debts to Accounts Receivable Ratio are not applicable to the company.



Disclosure in compliance with Regulation 54 of Securities and Exchange Board of India (Listing Obligations and Disclosure Requirements) Regulations, 2015 as at 31st March 2024

₹ in Crores

Column A	Column B	Column C	Column D	Column E	Column F	Column G	Column H	Column I	Column J	Column K	Column L	Column M	Column N	Column O	Column P
Particulars	Description of asset for which this certificate relate	Exclusive Charge	Exclusive Charge	Pari-Passu Charge	Pari-Passu Charge	Pari-Passu Charge	Assets not offered as Security	Elimination (amount in negative)	Debts not backed by any assets offered as security (applicable only for liability side)	(Total C to J)	Related to only those items covered by this certificate				
		Debt for which this certificate being issued	Other Secured debt	Debt for which this certificate being issued	Assets shared by pari passu debt holder (includes debt for which this certificate is issued & other debt with pari passu charge)	Other assets on which there is pari-Passu charge (excluding items covered in column F)		debt amount considered more than once (due to exclusive plus pari passu charge)		Market Value for Assets charged on Exclusive basis	Carrying /book value for exclusive charge assets where market value is not ascertainable or applicable (For Eg. Bank Balance, DSRA market value is not applicable)	Market Value for Pari passu charge Assets	Carrying value/book value for pari passu charge assets where market value is not ascertainable or applicable	Total Value (L+M+N+O)	
		Book Value	Book Value	Yes/ No	Book Value	Book Value									
<b>Assets</b>															
Property, Plant and Equipment	Land and Building			Yes	2.31		627.90			630.21			13.54		13.54
Capital work in progress							23.59			23.59					
Right of Use Assets							-			-					
Goodwill							-			-					
Intangible Assets							0.52			0.52					
Intangible Assets under Development							-			-					
Investments							5,320.31			5,320.31					
Loans (book debts)	Book debts			Yes	14,897.27	51,000.00	4,33,294.78			4,99,192.05				14,897.27	14,897.27
Inventories							-			-					
Trade Receivables							-			-					
Cash and Cash Equivalents							46.26			46.26					
Bank balances other than Cash and Cash Equivalents							2,452.44			2,452.44					
Others							39,775.01			39,775.01					
<b>Total</b>					<b>14,899.58</b>	<b>51,000.00</b>	<b>4,81,540.81</b>			<b>5,47,440.39</b>			<b>13.54</b>	<b>14,897.27</b>	<b>14,910.81</b>
<b>Liabilities</b>															
<b>Secured debt securities</b>															
a. Debt securities to which this certificate pertains				Yes	11,378.96					11,378.96					
b. Other debt sharing pari-passu charge with above debt				No	43,780.28					43,780.28					
<b>Unsecured debt securities</b>															
a. Other Debt										2,10,950.68			2,10,950.68		
b. Subordinated debt										7,412.31			7,412.31		
<b>Other Borrowing:</b>															
Bank										61,770.97			61,770.97		
Others borrowing										1,10,321.08			1,10,321.08		
Trade payables										-			-		
Lease Liabilities										-			-		
Provisions							136.57			136.57					
Others							32,906.49			32,906.49					
<b>Total</b>		Not to be filled			<b>55,159.24</b>		<b>33,043.06</b>			<b>5,90,454.04</b>			<b>4,78,657.34</b>		
Cover on Book Value															1.31
Cover on Market Value															1.31
		Exclusive Security Cover Ratio			Pari-Passu Security Cover Ratio		1.31								

1. We confirm that the Company has complied with the covenants and has utilized the proceeds raised from above mentioned debt securities for the purposes specified in the disclosure documents of the Non-Convertible Debentures.

2. The market value of Rs. 13.54 crore of the immovable property is on the basis of certified valuation of same on 20 April, 2022 (vadodara) and 25 April, 2022 (Chennai).



**Annexure C****Disclosure in compliance with Regulation 52(7) & 52(7A) of Securities and Exchange Board of India (Listing Obligations and Disclosure Requirements) Regulations, 2015 for the quarter ended 31<sup>st</sup> March, 2024****A. Statement of utilization of issue proceeds:**

₹ in Crores

Name of the Issuer	ISIN	Mode of Fund Raising (Public issues/ Private placement)	Type of instrument	Date of raising funds	Amount Raised	Funds utilized	Any deviation (Yes/ No)	If 8 is Yes, then specify the purpose of for which the funds were utilized	Remarks, if any
1	2	3	4	5	6	7	8	9	10
REC Limited	INE020B08EW9	Private Placement	NCD	16-01-2024	1,000.00	1,000.00	NO	NA	
REC Limited	INE020B08EV1	Private Placement	NCD	16-01-2024	3,000.00	3,000.00	NO	NA	
REC Limited	INE020B08EX7	Private Placement	NCD	23-02-2024	2,875.00	2,875.00	NO	NA	
REC Limited	INE020B08EY5	Private Placement	NCD	23-02-2024	2,500.00	2,500.00	NO	NA	
				<b>Total</b>	<b>9,375.00</b>	<b>9,375.00</b>			

**B. Statement of deviation/ variation in use of Issue proceeds:**

Particulars	Remarks
Name of listed entity	REC LIMITED
Mode of fund raising	Public issue/ Private placement
Type of instrument	Non-convertible Securities
Date of raising funds	Please refer Col. 5 above table



Particulars		Remarks																		
Amount raised		₹ 9,375.00 crores																		
Report filed for quarter ended		31-03-2024																		
Is there a deviation/ variation in use of funds raised?		No																		
Whether any approval is required to vary the objects of the issue stated in the prospectus/ offer document?		N.A																		
If yes, details of the approval so required?																				
Date of approval																				
Explanation for the deviation/ variation																				
Comments of the audit committee after review																				
Comments of the auditors, if any																				
Objects for which funds have been raised and where there has been a deviation/ variation, in the following table:																				
<table border="1"> <thead> <tr> <th>Original object</th> <th>Modified object, if any</th> <th>Original allocation</th> <th>Modified allocation, if any</th> <th>Funds utilised</th> <th>Amount of deviation/ variation for the quarter according to applicable object (₹ in Crores and in %)</th> <th>Remarks, if any</th> </tr> </thead> <tbody> <tr> <td colspan="7" style="text-align: center;">----- NA -----</td> </tr> </tbody> </table>							Original object	Modified object, if any	Original allocation	Modified allocation, if any	Funds utilised	Amount of deviation/ variation for the quarter according to applicable object (₹ in Crores and in %)	Remarks, if any	----- NA -----						
Original object	Modified object, if any	Original allocation	Modified allocation, if any	Funds utilised	Amount of deviation/ variation for the quarter according to applicable object (₹ in Crores and in %)	Remarks, if any														
----- NA -----																				
Deviation could mean:																				
<p>a. Deviation in the objects or purposes for which the funds have been raised.</p> <p>b. Deviation in the amount of funds actually utilized as against what was originally disclosed.</p>																				







S. No	Details of the party (listed entity/subsidiary) entering into the transaction	Details of the counterparty		Type of related party transaction	Value of the related party transaction as approved by the audit committee	Value of transaction during the reporting period	In case monies are due to either party as a result of the transaction		Additional disclosure of related party transactions - applicable only in case the related party transaction relates to loans, inter-corporate deposits, advances or investments made or given by the listed entity/subsidiary. These details need to be disclosed only once, during the reporting period when such transaction was undertaken.									
							Opening balance	Closing balance	In case any financial indebtedness is incurred to make or give loans, inter-corporate deposits, advances or investments		Details of the loans, inter-corporate deposits, advances or investments							
									Nature of indebtedness (loan/advance or debt/any other etc.)	Cost	Tenure	Nature (loan/advance/inter-corporate deposit/investment)	Interest Rate (%)	Tenure	Secured/unsecured	Purpose for which the funds will be utilised by the ultimate recipient of funds (end-usage)		
26	REC Limited	Sh. Vivek Kumar Duvangan	Key Managerial Personnel- CMD of the Company	Remuneration		0.21												
27	REC Limited	Sh. Ajay Choudhary	Key Managerial Personnel- Director of the Company	Remuneration		0.56												
28	REC Limited	Sh. V. K. Singh	Key Managerial Personnel- Director of the Company	Remuneration		0.32												
29	REC Limited	Sh. J.S. Amitabh	Key Managerial Personnel- Company Secretary of the Company	Remuneration		0.46												
30	REC Limited	Sh. J.S. Amitabh	Key Managerial Personnel- Company Secretary of the Company	Interest Income on Staff Loans		0.01												
31	REC Limited	Sh. V. K. Singh	Key Managerial Personnel- Company Secretary of the Company	Interest Income on Staff Loans		0.00												
32	REC Limited	Sh. Ajay Choudhary	Key Managerial Personnel- Director of the Company	Repayment of Staff Loans & Advances		0.02	0.02											
33	REC Limited	Sh. V. K. Singh	Key Managerial Personnel- Director of the Company	Repayment of Staff Loans & Advances		0.03	0.07	0.04										
34	REC Limited	Sh. J.S. Amitabh	Key Managerial Personnel- Company Secretary of the Company	Repayment of Staff Loans & Advances		0.12	0.38	0.26										
35	REC Limited	Sh. J.S. Amitabh	Key Managerial Personnel- Company Secretary of the Company	Debt Securities of the Company			0.05	0.05										
36	REC Limited	Smt. Parminder Chopra	Key Managerial Personnel of Ultimate Holding Company	Finance Costs - Interest Paid on Debt Securities of the Company			0.15	0.15										
37	REC Limited	REC Power Development and Consultancy Limited through ANVIL Chiles Private Limited (ACPL)	Subsidiary Company	Sanction of Loan by REC to ACPL with Ultimate beneficiary being REC Power Development and Consultancy Limited	119.71	119.71												
				Disbursement of Loan by REC to ACPL with Ultimate beneficiary being REC Power Development and Consultancy Limited		83.79												
				Repayment of loan by ACPL to REC with Ultimate beneficiary being REC Power Development and Consultancy Limited		16.31												
38	REC Limited	REC Power Development and Consultancy Limited through RS Infra Projects Private Limited (RSIPPL)	Subsidiary Company	Sanction of Loan by REC to RSIPPL with Ultimate beneficiary being REC Power Development and Consultancy Limited	57.96	57.96												
				Disbursement of Loan by REC to RSIPPL with Ultimate beneficiary being REC Power Development and Consultancy Limited		38.67												
				Repayment of loan by RSIPPL to REC with Ultimate beneficiary being REC Power Development and Consultancy Limited		38.67												



S. No	Details of the party (listed entity/ subsidiary) entering into the transaction			Details of the counterparty			Type of related party transaction	Value of the related party transaction as approved by the audit committee	Value of transaction during the reporting period	In case monies are due to either party as a result of the transaction		Additional disclosure of related party transactions - applicable only in case the related party transaction relates to loans, inter-corporate deposits, advances or investments made or given by the listed entity/subsidiary. These details need to be disclosed only once, during the reporting period when such transaction was undertaken.									
	Name	Name	Relationship of the counterparty with the listed entity or its subsidiary	Opening balance	Closing balance	In case any financial indebtedness is incurred to make or give loans, inter-corporate deposits, advances or investments				Details of the loans, inter-corporate deposits, advances or investments											
						Nature of indebtedness (loan/ issuance of debt/ any other etc.)				Cost	Tenure	Nature (loan/ advance/ inter-corporate deposit/ investment)	Interest Rate (%)	Tenure	Secured/ unsecured	Purpose for which the funds will be utilised by the ultimate recipient of funds (end-usage)					
39	REC Limited	REC Power Development and Consultancy Limited through Techno Electric & Engineering Company Limited (TEECL)	Subsidiary Company			Sanction of Loan by REC to TEECL with Ultimate beneficiary being REC Power Development and Consultancy Limited	48.06	48.06													
40	REC Limited	REC Power Development and Consultancy Limited through Lamino Industries Limited (LIL)	Subsidiary Company			Sanction of Loan by REC to LIL with Ultimate beneficiary being REC Power Development and Consultancy Limited	28.37	28.37													
41	REC Limited	REC Power Development and Consultancy Limited through Transrail Lighting Limited (TLL)	Subsidiary Company			Sanction of Loan by REC to TLL with Ultimate beneficiary being REC Power Development and Consultancy Limited	53.00	53.00													
42	REC Power Development and Consultancy Limited	Bijli Transmission Limited	Associate of Subsidiary Company			Other Income - Reimbursement of Expenses		0.33													
						Interest Income		0.09													
						Consultancy fee		15.00													
						Sale of Investments		0.05													
43	REC Power Development and Consultancy Limited	Sikar Khedi Transmission Limited	Subsidiary/ Associate of Subsidiary Company			Other Income - Reimbursement/ expenses reimbursement		0.33													
						Interest Income		0.08													
						Consultancy fee		15.00													
						Sale of Investments		0.05													
44	REC Power Development and Consultancy Limited	KPS I Transmission Limited	Subsidiary/ Associate of Subsidiary Company			Interest Income		0.01													
						Other Income - Reimbursement of Expenses		0.21													
						Consultancy fee		11.02													
						Sale of Investments		0.03													
45	REC Power Development and Consultancy Limited	Bargauli II Transmission Limited	Subsidiary/ Associate of Subsidiary Company			Other Income - Reimbursement of Expenses		0.41													
						Interest Income		0.03													
						Consultancy Fees		15.00													
						Sale of Investments		0.03													
46	REC Power Development and Consultancy Limited	Banswa Transmission Limited	Subsidiary/ Associate of Subsidiary Company			Interest Income		0.01													
						Other Income - Reimbursement of Expenses		0.01													
						Consultancy Fees		15.00													
						Sale of Investments		0.03													
47	REC Power Development and Consultancy Limited	Khavda II-D Transmission Limited	Subsidiary/ Associate of Subsidiary Company			Other Income - Reimbursement of Expenses		0.26													
48	REC Power Development and Consultancy Limited	Luhri Power Transmission Limited	Subsidiary/ Associate of Subsidiary Company			Other Income - Reimbursement of Expenses		0.14													
						Interest		0.07													



S. No	Details of the party (listed entity/ subsidiary) entering into the transaction			Details of the counterparty			Type of related party transaction	Value of the related party transaction as approved by the audit committee	Value of transaction during the reporting period	In case monies are due to either party as a result of the transaction		Additional disclosure of related party transactions - applicable only in case the related party transaction relates to loans, inter-corporate deposits, advances or investments made or given by the listed entity/subsidiary. These details need to be disclosed only once, during the reporting period when such transaction was undertaken.									
	Name	Name	Relationship of the counterparty with the listed entity or its subsidiary	Opening balance	Closing balance	In case any financial indebtedness is incurred to make or give loans, inter-corporate deposits, advances or investments				Details of the loans, inter-corporate deposits, advances or investments											
						Nature of indebtedness (loan/ issuance of debt/ any other etc)				Cost	Tenure	Nature (loan/ advance/ inter-corporate deposit/ investment)	Interest Rate (%)	Tenure	Secured/ unsecured	Purpose for which the funds will be utilized by the ultimate recipient of funds (end-usage)					
49	REC Power Development and Consultancy Limited	Mereut Shamli Power Transmission Limited	Subsidiary/ Associate of Subsidiary Company	Interest Income	0.06																
				Other Income - Reimbursement of Expenses	0.10																
				Consultancy Fees	0.72																
30	REC Power Development and Consultancy Limited	NERES XVI Power Transmission Limited	Subsidiary/ Associate of Subsidiary Company	Interest Income	0.03																
				Other Income - Reimbursement of Expenses	0.15																
31	REC Power Development and Consultancy Limited	Rajasthan Part I Power Transmission Limited	Subsidiary/ Associate of Subsidiary Company	Interest Income	0.03																
				Other Income - Reimbursement of Expenses	0.06																
32	REC Power Development and Consultancy Limited	Shongtong Power Transmission Limited	Subsidiary/ Associate of Subsidiary Company	Interest Income	0.02																
				Other Income - Reimbursement of Expenses	0.21																
33	REC Power Development and Consultancy Limited	Khavda IVC Power Transmission Limited	Subsidiary/ Associate of Subsidiary Company	Interest Income	0.01																
				Reimbursement/ expenses reimbursement	0.35																
34	REC Power Development and Consultancy Limited	Khavda IV E2 Power Transmission Limited	Subsidiary/ Associate of Subsidiary Company	Investment made	0.05																
				Interest Income	0.01																
35	REC Power Development and Consultancy Limited	Khavda IVA Power Transmission Limited	Subsidiary/ Associate of Subsidiary Company	Reimbursement/ expenses reimbursement	0.27																
				Investment made	0.05																
36	REC Power Development and Consultancy Limited	Rajasthan IVA Power Transmission Limited	Subsidiary/ Associate of Subsidiary Company	Interest Income	0.01																
				Reimbursement/ expenses reimbursement	0.45																
37	REC Power Development and Consultancy Limited	Rajasthan IVC Power Transmission Limited	Subsidiary/ Associate of Subsidiary Company	Investment made	0.05																
				Interest Income	0.01																
38	REC Power Development and Consultancy Limited	Rajasthan IV H1 Power Transmission Limited	Subsidiary/ Associate of Subsidiary Company	Reimbursement/ expenses reimbursement	0.28																
				Investment made	0.05																
38	REC Power Development and Consultancy Limited	Rajasthan IV H1 Power Transmission Limited	Subsidiary/ Associate of Subsidiary Company	Interest Income	0.01																
				Reimbursement/ expenses reimbursement	0.42																
38	REC Power Development and Consultancy Limited	Rajasthan IV H1 Power Transmission Limited	Subsidiary/ Associate of Subsidiary Company	Investment made	0.05																
				Interest Income	0.01																



S.No	Details of the party (listed entity/ subsidiary) entering into the transaction		Details of the counterparty		Type of related party transaction	Value of the related party transaction as approved by the audit committee	Value of transaction during the reporting period	In case monies are due to either party as a result of the transaction		Additional disclosure of related party transactions - applicable only in case the related party transaction relates to loans, inter-corporate deposits, advances or investments made or given by the listed entity/subsidiary. These details need to be disclosed only once, during the reporting period when such transaction was undertaken.											
	Name	Name	Relationship of the counterparty with the listed entity or its subsidiary	Opening balance				Closing balance	In case any financial indebtedness is incurred to make or give loans, inter-corporate deposits, advances or investments				Details of the loans, inter-corporate deposits, advances or investments								
									Nature of indebtedness (loan/ issuance of debt/ any other etc)	Cost	Tenure	Nature (loan/ advance/ inter-corporate deposit/ investment)	Interest Rate (%)	Tenure	Secured/ unsecured	Purpose for which the funds will be utilized by the ultimate recipient of funds (end-usage)					
59	REC Power Development and Consultancy Limited	Rajathan IVE Power Transmission Limited	Subsidiary/ Associate of Subsidiary Company	Interest Income	0.01																
				Reimbursement/ expenses reimbursement	0.31																
				Investment made	0.05																
60	REC Power Development and Consultancy Limited	Khavda VA Power Transmission Limited	Subsidiary/ Associate of Subsidiary Company	Interest Income	0.01																
				Reimbursement/ expenses reimbursement	0.33																
				Investment made	0.05																
61	REC Power Development and Consultancy Limited	NERG-1 Power Transmission Limited	Subsidiary/ Associate of Subsidiary Company	Interest Income	0.01																
				Reimbursement/ expenses reimbursement	0.29																
				Investment made	0.05																
62	REC Power Development and Consultancy Limited	Tunkur II Power Transmission Limited	Subsidiary/ Associate of Subsidiary Company	Interest Income	0.00																
				Reimbursement/ expenses reimbursement	0.16																
				Investment made	0.05																
63	REC Power Development and Consultancy Limited	ERES XXXIX Power Transmission Limited	Subsidiary/ Associate of Subsidiary Company	Interest Income	0.00																
				Reimbursement/ expenses reimbursement	0.05																
				Investment made	0.05																
64	REC Power Development and Consultancy Limited	Jalpura Khurja Power Transmission Limited	Subsidiary/ Associate of Subsidiary Company	Interest Income	0.04																
				Reimbursement/ expenses reimbursement	0.17																
				Consultancy Fees	2.50																
65	REC Power Development and Consultancy Limited	Dhule Power Transmission Limited	Subsidiary/ Associate of Subsidiary Company	Interest Income	0.02																
				Reimbursement/ expenses reimbursement	0.29																
				Consultancy Fees	5.98																
				Sale of Investments	0.05																
66	REC Power Development and Consultancy Limited	Ishanagar Power Transmission Limited	Subsidiary/ Associate of Subsidiary Company	Interest Income	0.02																
				Reimbursement/ expenses reimbursement	0.29																
				Consultancy Fees	5.93																
				Sale of Investments	0.05																
67	REC Power Development and Consultancy Limited	Karera Power Transmission Limited	Subsidiary/ Associate of Subsidiary Company	Interest Income	0.02																
				Reimbursement/ expenses reimbursement	0.33																
				Consultancy Fees	8.27																
				Sale of Investments	0.05																



S. No	Details of the party (listed entity/ subsidiary) entering into the transaction	Details of the counterparty		Type of related party transaction	Value of the related party transaction as approved by the audit committee	Value of transaction during the reporting period	In case monies are due to either party as a result of the transaction		Additional disclosure of related party transactions - applicable only in case the related party transaction relates to loans, inter-corporate deposits, advances or investments made or given by the listed entity/subsidiary. These details need to be disclosed only once, during the reporting period when such transaction was undertaken.						
							Opening balance	Closing balance	In case any financial indebtedness is incurred to make or give loans, inter-corporate deposits, advances or investments			Details of the loans, inter-corporate deposits, advances or investments			
									Nature of indebtedness (loan/ issuance of debt/ any other etc)	Cost	Tenure	Nature (loan/ advance/ inter-corporate deposit/ investment)	Interest Rate (%)	Tenure	Secured/ unsecured
Name	Name	Relationship of the counterparty with the listed entity or its subsidiary													
68	REC Power Development and Consultancy Limited	Parbha Transmission Ltd	Subsidiary/ Associate of Subsidiary Company	Interest Income	0.02										
				Reimbursements/ expenses reimbursement	0.50										
				Consultancy Fees	3.00										
				Investment made	0.05										
				Sale of investments	0.05										
69	REC Power Development and Consultancy Limited	Kallari Transco Limited	Subsidiary/ Associate of Subsidiary Company	Interest Income	0.01										
				Reimbursements/ expenses reimbursement	0.42										
				Consultancy Fees	5.00										
				Investment made	0.05										
70	REC Power Development and Consultancy Limited	Bidri Transmission Limited	Subsidiary/ Associate of Subsidiary Company	Receivable/ (Payable) from associates		0.57									
				Investment Outstanding		0.05									
71	REC Power Development and Consultancy Limited	Chitodi Transmission Limited	Subsidiary/ Associate of Subsidiary Company	Receivable/ (Payable) from associates		2.53	0.25								
				Investment Outstanding		0.05									
72	REC Power Development and Consultancy Limited	Dimka Transmission Limited	Subsidiary/ Associate of Subsidiary Company	Receivable/ (Payable) from associates		2.49	0.25								
				Investment Outstanding		0.05									
73	REC Power Development and Consultancy Limited	Manjar Transmission Limited	Subsidiary/ Associate of Subsidiary Company	Receivable/ (Payable) from associates		2.23	0.25								
				Investment Outstanding		-									
74	REC Power Development and Consultancy Limited	Kudema Transmission Limited	Subsidiary/ Associate of Subsidiary Company	Receivable/ (Payable) from associates		2.29	0.25								
				Investment Outstanding		0.05									
75	REC Power Development and Consultancy Limited	Sikar Ahera Transmission Limited	Subsidiary/ Associate of Subsidiary Company	Receivable/ (Payable) from associates		1.02									
				Investment Outstanding		0.05									
76	REC Power Development and Consultancy Limited	KPSI Transmission Limited	Subsidiary/ Associate of Subsidiary Company	Receivable/ (Payable) from associates		-									
				Investment Outstanding		0.05									
77	REC Power Development and Consultancy Limited	Rangodi II Transmission Limited	Subsidiary/ Associate of Subsidiary Company	Receivable/ (Payable) from associates		0.06									
				Investment Outstanding		0.03									
78	REC Power Development and Consultancy Limited	Beraas Transmission Limited	Subsidiary/ Associate of Subsidiary Company	Receivable/ (Payable) from associates		-									
				Investment Outstanding		0.05									



S. No	Details of the party (listed entity/ subsidiary) entering into the transaction		Details of the counterparty		Type of related party transaction	Value of the related party transaction as approved by the audit committee	Value of transaction during the reporting period	In case monies are due to either party as a result of the transaction		Additional disclosure of related party transactions - applicable only in case the related party transaction relates to loans, inter-corporate deposits, advances or investments made or given by the listed entity/subsidiary. These details need to be disclosed only once, during the reporting period when such transaction was undertaken.													
	Name	Name	Relationship of the counterparty with the listed entity or its subsidiary	Opening balance				Closing balance	In case any financial indebtedness is incurred to make or give loans, inter-corporate deposits, advances or investments				Details of the loans, inter-corporate deposits, advances or investments										
									Nature of indebtedness (loan/ issuance of debt/ any other etc.)	Cost	Tenure	Nature (loan/ advance/ inter-corporate deposit/ investment)	Interest Rate (%)	Tenure	Secured/ unsecured	Purpose for which the funds will be utilized by the ultimate recipient of funds (end-usage)							
79	REC Power Development and Consultancy Limited	LUHRJ Power Transmission Limited	Subsidiary/ Associate of Subsidiary Company	Receivable/ (Payable) from associates	0.78	1.07																	
	REC Power Development and Consultancy Limited			Investment Outstanding	0.03	0.05																	
80	REC Power Development and Consultancy Limited	Merziti Shandi Power Transmission Ltd.	Subsidiary/ Associate of Subsidiary Company	Receivable/ (Payable) from associates	0.76	1.85																	
	REC Power Development and Consultancy Limited			Investment Outstanding	0.03	0.03																	
81	REC Power Development and Consultancy Limited	NERES NVI Power Transmission Ltd.	Subsidiary/ Associate of Subsidiary Company	Receivable/ (Payable) from associates	0.60	0.91																	
	REC Power Development and Consultancy Limited			Investment Outstanding	0.03	0.05																	
82	REC Power Development and Consultancy Limited	ERES XXXIX Power Transmission Limited	Subsidiary/ Associate of Subsidiary Company	Receivable/ (Payable) from associates	0.60	5.16																	
	REC Power Development and Consultancy Limited			Investment Outstanding	-	-																	
83	REC Power Development and Consultancy Limited	Jalpaar Khujja Power Transmission Limited	Subsidiary/ Associate of Subsidiary Company	Receivable/ (Payable) from associates	0.52	3.51																	
	REC Power Development and Consultancy Limited			Investment Outstanding	0.05	0.05																	
84	REC Power Development and Consultancy Limited	Khanda IV A Power Transmission Limited	Subsidiary/ Associate of Subsidiary Company	Receivable/ (Payable) from associates	-	0.54																	
	REC Power Development and Consultancy Limited			Investment Outstanding	-	0.03																	
85	REC Power Development and Consultancy Limited	Khanda IV C Power Transmission Limited	Subsidiary/ Associate of Subsidiary Company	Receivable/ (Payable) from associates	-	0.41																	
	REC Power Development and Consultancy Limited			Investment Outstanding	-	0.03																	
86	REC Power Development and Consultancy Limited	Khanda IV E2 Power Transmission Limited	Subsidiary/ Associate of Subsidiary Company	Receivable/ (Payable) from associates	-	0.33																	
	REC Power Development and Consultancy Limited			Investment Outstanding	-	0.03																	
87	REC Power Development and Consultancy Limited	Khanda V-A Power Transmission Limited	Subsidiary/ Associate of Subsidiary Company	Receivable/ (Payable) from associates	-	0.42																	
	REC Power Development and Consultancy Limited			Investment Outstanding	-	0.03																	
88	REC Power Development and Consultancy Limited	Rajasthan IVA Power Transmission Limited	Subsidiary/ Associate of Subsidiary Company	Receivable/ (Payable) from associates	-	0.41																	
	REC Power Development and Consultancy Limited			Investment Outstanding	-	0.03																	
89	REC Power Development and Consultancy Limited	Rajasthan IVC Power Transmission Limited	Subsidiary/ Associate of Subsidiary Company	Receivable/ (Payable) from associates	-	0.34																	
	REC Power Development and Consultancy Limited			Investment Outstanding	-	0.05																	
90	REC Power Development and Consultancy Limited	Rajasthan IV E Power Transmission Limited	Subsidiary/ Associate of Subsidiary Company	Receivable/ (Payable) from associates	-	0.38																	
	REC Power Development and Consultancy Limited			Investment Outstanding	-	0.03																	
91	REC Power Development and Consultancy Limited	Rajasthan IV H1 Power Transmission Limited	Subsidiary/ Associate of Subsidiary Company	Receivable/ (Payable) from associates	-	0.51																	
	REC Power Development and Consultancy Limited			Investment Outstanding	-	0.03																	



S. No	Details of the party (listed entity/subsidiary) entering into the transaction	Details of the counterparty		Type of related party transaction	Value of the related party transaction as approved by the audit committee	Value of transaction during the reporting period	In case monies are due to either party as a result of the transaction		Additional disclosure of related party transactions - applicable only in case the related party transaction relates to loans, inter-corporate deposits, advances or investments made or given by the listed entity/subsidiary. These details need to be disclosed only once, during the reporting period when such transaction was undertaken.									
		Name	Relationship of the counterparty with the listed entity or its subsidiary				Opening balance	Closing balance	In case any financial indebtedness is incurred to make or give loans, inter-corporate deposits, advances or investments		Details of the loans, inter-corporate deposits, advances or investments						Purpose for which the funds will be utilized by the ultimate recipient of funds (end-usage)	
		Name	Relationship of the counterparty with the listed entity or its subsidiary					Nature of indebtedness (loan/ issuance of debt/ any other etc.)	Cost	Tenure	Nature (loan/ advance/ inter-corporate deposit/ investment)	Interest Rate (%)	Tenure	Secured/ unsecured				
92	REC Power Development and Consultancy Limited	Kollon, Tamil Nadu Limited	Subsidiary/ Associate of Subsidiary Company	Receivable/ (Payable) from associates		6.41												
	REC Power Development and Consultancy Limited			Investment Outstanding		0.05												
93	REC Power Development and Consultancy Limited	NERUGS-1 Power Transmission Limited	Subsidiary/ Associate of Subsidiary Company	Receivable/ (Payable) from associates		0.35												
	REC Power Development and Consultancy Limited			Investment Outstanding		0.05												
94	REC Power Development and Consultancy Limited	Kheeda II-D Transmission Limited	Subsidiary/ Associate of Subsidiary Company	Receivable/ (Payable) from associates		0.04												
	REC Power Development and Consultancy Limited			Investment Outstanding		0.05												
95	REC Power Development and Consultancy Limited	Kankani Power Transmission Limited	Subsidiary/ Associate of Subsidiary Company	Receivable/ (Payable) from associates		0.05												
	REC Power Development and Consultancy Limited			Investment Outstanding		0.05												
96	REC Power Development and Consultancy Limited	Rajasthan Part I Power Transmission Limited	Subsidiary/ Associate of Subsidiary Company	Receivable/ (Payable) from associates		0.67												
	REC Power Development and Consultancy Limited			Investment Outstanding		0.05												
97	REC Power Development and Consultancy Limited	Shongtong Power Transmission Ltd.	Subsidiary/ Associate of Subsidiary Company	Receivable/ (Payable) from associates		0.56												
	REC Power Development and Consultancy Limited			Investment Outstanding		0.05												
98	REC Power Development and Consultancy Limited	Pachora Transmission Ltd.	Subsidiary/ Associate of Subsidiary Company	Receivable/ (Payable) from associates														
	REC Power Development and Consultancy Limited			Investment Outstanding		0.05												

Note: ₹ 000 crores denotes amount less than ₹ fifty thousand



**KAILASH CHAND JAIN & CO.**  
Chartered Accountants  
819, Laxmi Deep Building,  
Laxmi Nagar District Center,  
New Delhi -110092

**SCV & CO. LLP.**  
Chartered Accountants  
B-41, Panchsheel Enclave,  
New Delhi - 110017

Independent Auditors' Report on the Audited Consolidated Financial Results of REC Limited for the quarter and year ended 31<sup>st</sup> March 2024 being submitted by the Company pursuant to the Regulation 33 and Regulation 52 of the SEBI (Listing Obligations and Disclosure Requirements) Regulations, 2015, as amended.

The Board of Directors,  
REC Limited  
Core-IV, SCOPE Complex,  
7, Lodi Road,  
New Delhi – 110003

### Report on the audit of the Consolidated Financial Results

#### Opinion

1. We have audited the accompanying consolidated financial results of REC Limited ("the Holding Company") and its subsidiary (Holding Company and its subsidiary together referred to as "the Group") for the quarter and year ended 31<sup>st</sup> March 2024 attached herewith, being submitted by the Holding Company pursuant to the requirement of Regulation 33 and Regulation 52 of the SEBI (Listing Obligations and Disclosure Requirements) Regulations, 2015, as amended ("Listing Regulations").
2. In our opinion and to the best of our information and according to the explanations given to us and based on the consideration of reports of other auditors on separate audited financial statements /financial results/ financial information of the subsidiary, the aforesaid consolidated financial results:
  - i. include the annual financial results of following entities:
    - a. Parent Company:  
REC Limited
    - b. Subsidiary:  
REC Power Development and Consultancy Limited





- ii. are presented in accordance with the requirements of Regulation 33 and Regulation 52 of the Listing Regulations in this regard; and
- iii. gives a true and fair view in conformity with the recognition and measurement principles laid down in the applicable accounting standards, and other accounting principles generally accepted in India of the net profit and other comprehensive income and other financial information of the Company for the quarter and year ended 31<sup>st</sup> March 2024.

### **Basis for Opinion on the Consolidated Financial Results**

3. We conducted our audit in accordance with the Standards on Auditing (“SAs”) specified under section 143(10) of the Companies Act, 2013 (“the Act”). Our responsibilities under those Standards are further described in the Auditors’ Responsibilities for the Audit of the Consolidated Financial Results section of our report. We are independent of the Group, its jointly controlled entities in accordance with the Code of Ethics issued by the Institute of Chartered Accountants of India (the “ICAI”) together with the ethical requirements that are relevant to our audit of the financial statements under the provisions of the Companies Act, 2013 and the Rules thereunder, and we have fulfilled our other ethical responsibilities in accordance with these requirements and the ICAI’s Code of Ethics. We believe that the audit evidence obtained by us and other auditors in terms of this report referred to in “Other Matter” paragraph below, is sufficient and appropriate to provide a basis for our opinion.

### **Management’s Responsibilities for the Consolidated Financial Results**

4. These consolidated financial results have been prepared on the basis of the consolidated Ind AS annual financial statements.



5. The Holding Company's management and Board of Directors are responsible for the preparation of these financial results that give a true and fair view of the net profit and other comprehensive income and other financial information in accordance with the applicable accounting standards prescribed under Section 133 of the Act read with relevant rules issued thereunder and other accounting principles generally accepted in India and in compliance with Regulation 33 and 52 of the Listing Regulations. This responsibility also includes maintenance of adequate accounting records in accordance with the provisions of the Act for safeguarding of the assets of the group and for preventing and detecting frauds and other irregularities; selection and application of appropriate accounting policies; making judgments and estimates that are reasonable and prudent; and design, implementation and maintenance of adequate internal financial controls that were operating effectively for ensuring the accuracy and completeness of the accounting records, relevant to the preparation and presentation of the consolidated financial results that give a true and fair view and are free from material misstatement, whether due to fraud or error, which have been used for the purpose of preparation of the consolidated financial results by the Directors of the Holding Company, as aforesaid.
6. In preparing the consolidated financial results, the respective company's management and Board of Directors of the companies included in the Group are responsible for assessing the ability of the Group to continue as a going concern, disclosing, as applicable, matters related to going concern and using the going concern basis of accounting unless the respective Board of Directors either intends to liquidate the Group or to cease operations, or has no realistic alternative but to do so.
7. The respective Board of Directors of the companies included in the Group are responsible for overseeing the financial reporting process of the Group.



## Auditors' Responsibilities for the Audit of the Consolidated Financial Results


8. Our objectives are to obtain reasonable assurance about whether the consolidated financial results as a whole are free from material misstatement, whether due to fraud or error, and to issue an auditors' report that includes our opinion. Reasonable assurance is a high level of assurance but is not a guarantee that an audit conducted in accordance with SAs will always detect a material misstatement when it exists. Misstatements can arise from fraud or error and are considered material if, individually or in the aggregate, they could reasonably be expected to influence the economic decisions of users taken on the basis of these consolidated financial results. As part of an audit in accordance with SAs, we exercise professional judgment and maintain professional skepticism throughout the audit. We also:

- Identify and assess the risks of material misstatement of the consolidated financial results, whether due to fraud or error, design and perform audit procedures responsive to those risks, and obtain audit evidence that is sufficient and appropriate to provide a basis for our opinion. The risk of not detecting a material misstatement resulting from fraud is higher than for one resulting from error, as fraud may involve collusion, forgery, intentional omissions, misrepresentations, or the override of internal control.
- Obtain an understanding of internal control relevant to the audit in order to design audit procedures that are appropriate in the circumstances. Under Section 143(3) (i) of the Act, we are also responsible for expressing our opinion through a separate report on the complete set of financial statements on whether the Company has adequate internal financial controls with reference to financial statements in place and the operating effectiveness of such controls.
- Evaluate the appropriateness of accounting policies used and the reasonableness of accounting estimates and related disclosures made by the Board of Directors in terms of the requirements specified under Regulation 33, Regulation 52 of the Listing Regulations.
- Conclude on the appropriateness of the Board of Directors' use of the going concern basis of accounting and, based on the audit evidence obtained, whether a material uncertainty exists related to events or conditions that may cast significant doubt on the ability of the Group and its associates and jointly controlled entities to continue as a going concern. If we conclude that a



material uncertainty exists, we are required to draw attention in our Auditors' Report to the related disclosures in the consolidated financial results or, if such disclosures are inadequate, to modify our opinion. Our conclusions are based on the audit evidence obtained up to the date of our Auditors' Report. However, future events or conditions may cause the Group to cease to continue as a going concern.

- Evaluate the overall presentation, structure and content of the consolidated financial results, including the disclosures, and whether the financial results represent the underlying transactions and events in a manner that achieves fair presentation.
  - Obtain sufficient appropriate audit evidence regarding the financial results/financial information of the entities within the Group to express an opinion on the consolidated financial results. We are responsible for the direction, supervision and performance of the audit of financial information of such entities included in the consolidated financial results of which we are the independent auditors. For the other entities included in the consolidated financial results, which have been audited by other auditors, such other auditors remain responsible for the direction, supervision and performance of the audits carried out by them. We remain solely responsible for our audit opinion.
9. Materiality is the magnitude of misstatements in the consolidated financial results that, individually or in aggregate, makes it probable that the economic decisions of a reasonably knowledgeable user of the consolidated financial results may be influenced. We consider quantitative materiality and qualitative factors in (i) planning the scope of our audit work and in evaluating the results of our work; and (ii) to evaluate the effect of any identified misstatements in the consolidated financial results.
  10. We communicate with those charged with governance of the Holding Company and such other entities included in the consolidated financial results of which we are the independent auditors regarding, among other matters, the planned scope and timing of the audit and significant audit findings, including any significant deficiencies in internal control that we identify during our audit.
  11. We also provide those charged with governance with a statement that we have complied with relevant ethical requirements regarding independence, and to communicate with them all relationships and other matters that may reasonably be thought to bear on our independence, and where applicable, related safeguards.



12. We also performed procedures in accordance with the circular issued by the SEBI under Regulation 33(8) of the Listing Regulations, as amended, to the extent applicable.

### Other Matters

13. We did not audit the consolidated financial statements of the Company for the quarter and year ended 31st March 2023. These consolidated financial statements have been jointly audited by S.K. Mittal & Co. Chartered Accountants & O.P. Bagla & Co. LLP Chartered Accountants who vide their report dated 17<sup>th</sup> May 2023 expressed an unmodified opinion on the consolidated financial results of the Company for the year ended 31<sup>st</sup> March 2023.

Our opinion is not modified in respect of this matter.

14. We did not audit the financial statements of the subsidiary included in the consolidated financial results, whose financial statements reflect total assets of ₹ 805.59 crores as at 31<sup>st</sup> March 2024, total revenue of ₹ 57.43 crores and ₹ 357.82 crores, total net profit/(loss) after tax of ₹ 62.78 crores and ₹ 149.64 crores, total comprehensive income/ (loss) of ₹ 62.78 crores and ₹ 149.64 crores for the quarter and year ended 31<sup>st</sup> March 2024 respectively, and cash flows (net) of ₹ 206.80 crores for the year ended 31<sup>st</sup> March 2024 as considered in the audited consolidated financial statements of the entity as aforesaid included in the Group, which has been audited by its independent auditor. The independent auditor's report on financial statements of the entity have been furnished to us and our opinion, in so far as it relates to the amounts and disclosures included in respect of this subsidiary, is based solely on the report of such auditor and the procedures performed by us as stated in paragraphs 8 to 12 above.

Our opinion on the consolidated financial results is not modified in respect of the above matters with respect to our reliance on the work done and the report of the other auditor.



15. The consolidated Financial Results include the results for the quarter ended 31<sup>st</sup> March 2024 being the balancing figure between the audited figures in respect of the full financial year ended 31<sup>st</sup> March 2024 and the published unaudited year to date figures up to the third quarter of the current financial year which was subject to limited review for the quarter ended 31<sup>st</sup> December 2023 and 30<sup>th</sup> September 2023 by us and for the quarter ended 30<sup>th</sup> June 2023 was subject to limited review jointly by S. K. Mittal & Co. Chartered Accountants & O.P. Bagla & Co. LLP Chartered Accountants who vide their report dated 26<sup>th</sup> July 2023 expressed an unmodified conclusion on the unaudited consolidated financial results of the company.

Our opinion is not modified in respect of this matter.

For M/s Kailash Chand Jain & Co.  
Chartered Accountants,  
ICAI Firm Registration: 112318W



Name - Saurabh Chouhan  
Designation: Partner  
Membership Number: 167453  
UDIN: 24167453BKBFUB8372

For M/s SCV & Co. LLP.  
Chartered Accountants,  
ICAI Firm Registration:000235N/N500089



Name – Abhinav Khosla  
Designation: Partner  
Membership Number: 087010  
UDIN: 24087010BKBODO4171

Place : Mumbai

Date : 30<sup>th</sup> April 2024

**REC Limited**  
Registered Office - Core-4, SCOPE Complex, 7, Lodhi Road, New Delhi - 110003, CTN: L40101DL1969GOI005095  
**Statement of Audited Consolidated Financial Results for the quarter and year ended 31-03-2024**

(₹ in Crores)

S. No.	Particulars	Quarter Ended			Year Ended	
		31-03-2024 (Audited)	31-12-2023 (Unaudited)	31-03-2023 (Audited)	31-03-2024 (Audited)	31-03-2023 (Audited)
<b>1</b>	<b>Income</b>					
A	<b>Interest Income</b>					
(i)	Interest income on loan assets	12,168.48	11,812.00	9,903.61	45,658.74	38,359.91
(ii)	Other interest income	221.68	137.97	94.84	772.70	486.43
	<b>Sub-total (A) - Interest Income</b>	<b>12,390.16</b>	<b>11,949.97</b>	<b>9,998.45</b>	<b>46,431.44</b>	<b>38,846.34</b>
B	<b>Other Operating Income</b>					
(i)	Dividend income	1.47	-	2.32	2.28	11.89
(ii)	Fees and commission income	92.37	53.13	134.49	236.03	287.17
(iii)	Net gain/ (loss) on fair value changes	135.72	(15.52)	(30.77)	474.48	45.31
(iv)	Sale of services	57.46	64.19	138.57	360.52	287.55
	<b>Sub-total (B) - Other Operating Income</b>	<b>287.02</b>	<b>101.80</b>	<b>244.61</b>	<b>1,073.31</b>	<b>631.92</b>
	<b>Total Revenue from Operations (A+B)</b>	<b>12,677.18</b>	<b>12,051.77</b>	<b>10,243.06</b>	<b>47,504.75</b>	<b>39,478.26</b>
D	Other Income	29.48	19.77	11.57	66.48	41.90
	<b>Total income (C+D)</b>	<b>12,706.66</b>	<b>12,071.54</b>	<b>10,254.63</b>	<b>47,571.23</b>	<b>39,520.16</b>
<b>2</b>	<b>Expenses</b>					
A	Finance costs	7,895.71	7,653.59	6,496.22	29,947.74	23,733.33
B	Net translation/ transaction exchange loss/ (gain)	59.95	(23.91)	(30.21)	166.57	1,114.04
C	Fees and commission expense	8.88	5.61	4.94	24.26	16.29
D	Impairment on financial instruments	(733.66)	56.44	(309.78)	(1,379.58)	142.17
E	Cost of services rendered	(5.97)	4.10	22.50	168.06	54.06
F	Employee benefits expenses	66.07	69.43	29.24	238.03	204.10
G	Depreciation and amortization	6.02	6.00	6.28	23.99	24.26
H	Corporate social responsibility expenses	118.85	87.58	88.07	251.78	203.91
I	Other expenses	61.33	41.01	46.14	170.44	130.33
	<b>Total Expenses (A to I)</b>	<b>7,477.18</b>	<b>7,899.85</b>	<b>6,353.40</b>	<b>29,611.29</b>	<b>25,622.49</b>
<b>3</b>	<b>Profit before Tax (1-2)</b>	<b>5,229.48</b>	<b>4,171.69</b>	<b>3,901.23</b>	<b>17,959.94</b>	<b>13,897.67</b>
<b>4</b>	<b>Tax Expense</b>					
A	<b>Current Tax</b>					
-	Current Year	903.71	878.66	743.54	3,329.10	2,720.50
-	Earlier Years	2.37	1.51	(0.16)	3.97	(147.45)
B	<b>Deferred Tax</b>	244.31	(16.90)	92.48	481.41	157.64
	<b>Total Tax Expense (A+B)</b>	<b>1,150.39</b>	<b>863.27</b>	<b>835.86</b>	<b>3,814.48</b>	<b>2,730.69</b>
<b>5</b>	<b>Net profit for the period (3-4)</b>	<b>4,079.09</b>	<b>3,308.42</b>	<b>3,065.37</b>	<b>14,145.46</b>	<b>11,166.98</b>
<b>6</b>	<b>Other comprehensive Income/(Loss)</b>					
(i)	<b>Items that will not be reclassified to profit or loss</b>					
(a)	Re-measurement gains/(losses) on defined benefit plans	(5.77)	3.73	(3.63)	(0.99)	(5.99)
-	Tax impact on above	1.45	(0.94)	0.92	0.25	1.51
(b)	Changes in Fair Value of Equity Instruments measured at Fair Value through Other Comprehensive Income (FVOCI)	52.65	9.11	(13.78)	96.34	(58.16)
-	Tax impact on above	1.96	(6.40)	-	(4.86)	(0.32)
	<b>Sub-total (i)</b>	<b>50.29</b>	<b>5.50</b>	<b>(16.49)</b>	<b>90.74</b>	<b>(62.96)</b>
(ii)	<b>Items that will be reclassified to profit or loss</b>					
(a)	Effective portion of gains and loss on hedging instruments in cash flow hedges	(2,525.37)	(745.69)	62.97	(3,269.97)	542.33
-	Tax impact on above	635.59	261.73	(15.85)	822.99	(136.49)
(b)	Cost of hedging reserve	4,017.30	(363.33)	819.52	4,544.19	(1,755.82)
-	Tax impact on above	(1,011.07)	121.48	(206.26)	(1,143.68)	441.90
	<b>Sub-total (ii)</b>	<b>1,116.45</b>	<b>(725.81)</b>	<b>660.38</b>	<b>953.53</b>	<b>(908.08)</b>
	<b>Other comprehensive income/(loss) for the period (i + ii)</b>	<b>1,166.74</b>	<b>(720.31)</b>	<b>643.89</b>	<b>1,044.27</b>	<b>(971.04)</b>
<b>7</b>	<b>Total comprehensive Income for the period (5+6)</b>	<b>5,245.83</b>	<b>2,588.11</b>	<b>3,709.26</b>	<b>15,189.73</b>	<b>10,195.94</b>
<b>8</b>	Paid up Equity Share Capital (Face Value ₹10 per share)	2,633.22	2,633.22	2,633.22	2,633.22	2,633.22
<b>9</b>	Other Equity (as per audited balance sheet as at 31st March)				66,717.03	55,487.29
<b>10</b>	<b>Basic &amp; Diluted earnings per equity share of ₹ 10 each (in ₹)*</b>					
A	For continuing operations	15.36	12.56	11.51	53.59	42.28
B	For discontinued operations	-	-	-	-	-
C	For continuing and discontinued operations	15.36	12.56	11.51	53.59	42.28

See accompanying notes to the consolidated financial results

\* Earning Per Share (EPS) is not annualised for the quarters and year ended.



**Statement of Assets and Liabilities**

(₹ in Crores)

S. No.	Particulars	Consolidated	
		As at 31-03-2024	As at 31-03-2023
		(Audited)	(Audited)
	<b>ASSETS</b>		
(1)	<b>Financial Assets</b>		
(a)	Cash and cash equivalents	262.75	48.70
(b)	Bank balances other than (a) above	2,699.75	2,346.91
(c)	Trade receivables	153.82	113.00
(d)	Derivative financial instruments	12,482.02	8,981.61
(e)	Loans	4,99,192.05	4,22,083.91
(f)	Investments	5,352.32	3,170.00
(g)	Other financial assets	24,445.42	24,422.54
	<b>Total - Financial Assets (1)</b>	<b>5,44,588.13</b>	<b>4,61,166.67</b>
(2)	<b>Non-Financial Assets</b>		
(a)	Current tax assets (net)	309.68	305.95
(b)	Deferred tax assets (net)	2,500.96	3,307.56
(c)	Property, Plant & Equipment	630.98	639.17
(d)	Capital Work-in-Progress	23.59	2.72
(e)	Other Intangible Assets	0.52	1.63
(f)	Other non-financial assets	117.03	74.40
(g)	Investments accounted for using equity method	-	-
	<b>Total - Non-Financial Assets (2)</b>	<b>3,582.76</b>	<b>4,331.43</b>
(3)	<b>Assets classified as held for sale</b>	<b>20.20</b>	<b>4.65</b>
	<b>Total ASSETS (1+2+3)</b>	<b>5,48,191.09</b>	<b>4,65,502.75</b>
	<b>LIABILITIES AND EQUITY</b>		
	<b>LIABILITIES</b>		
(1)	<b>Financial liabilities</b>		
(a)	Derivative financial instruments	759.70	976.95
(b)	Trade payables		
	(i) total outstanding dues of MSMEs	-	-
	(ii) total outstanding dues of creditors other than MSMEs	90.51	41.68
(c)	Debt securities	2,66,063.24	2,36,902.33
(d)	Borrowings (other than debt securities)	1,72,092.05	1,37,114.13
(e)	Subordinated liabilities	7,412.21	6,773.30
(f)	Other financial liabilities	31,959.49	25,345.11
	<b>Total - Financial Liabilities (1)</b>	<b>4,78,377.20</b>	<b>4,07,153.50</b>
(2)	<b>Non-Financial Liabilities</b>		
(a)	Current tax liabilities (net)	66.51	10.65
(b)	Provisions	137.34	111.62
(c)	Other non-financial liabilities	259.79	106.45
	<b>Total - Non-Financial Liabilities (2)</b>	<b>463.64</b>	<b>228.72</b>
(3)	<b>Liabilities directly associated with assets classified as held for sale</b>	<b>-</b>	<b>0.02</b>
(4)	<b>EQUITY</b>		
(a)	Equity Share Capital	2,633.22	2,633.22
(b)	Instruments Entirely Equity In Nature	558.40	558.40
(c)	Other equity	66,158.63	54,928.89
	<b>Total - Equity (4)</b>	<b>69,350.25</b>	<b>58,120.51</b>
	<b>Total - LIABILITIES AND EQUITY (1+2+3+4)</b>	<b>5,48,191.09</b>	<b>4,65,502.75</b>





**Statement of Cash Flows for the year ended 31st March 2024**

(₹ in Crores)

S. No.	Particulars	Consolidated	
		Year ended	
		31-03-2024 (Audited)	31-03-2023 (Audited)
<b>A.</b>	<b>Cash Flow from Operating Activities :</b>		
	Net Profit before tax	17,959.94	13,897.67
	Adjustments for:		
1	Loss/ (Gain) on derecognition of Property, Plant and Equipment (net)	5.58	6.65
2	Loss/ (Gain) on derecognition of Assets held for sale (net)	(1.32)	(4.08)
3	Depreciation & Amortization	23.99	24.26
4	Impairment allowance on Assets Classified as Held for Sale	(0.09)	0.03
5	Impairment losses on Financial Instruments	(1,379.58)	142.17
6	Loss/ (Gain) on Fair Value Changes (net)	(471.88)	(43.76)
7	Effective Interest Rate in respect of Loan Assets and Borrowings	(34.51)	(15.58)
8	Interest on Commercial Paper	135.64	-
9	Unrealised Foreign Exchange Translation Loss/ (Gain)	(993.07)	963.93
10	Liabilities no longer required written back	-	-
11	Interest on Investments	(42.65)	(39.53)
	<b>Operating profit before Changes in Operating Assets &amp; Liabilities</b>	<b>15,202.05</b>	<b>14,931.76</b>
	Inflow / (Outflow) on account of :		
1	Loan Assets	(75,017.32)	(50,424.82)
2	Derivatives	(343.67)	790.33
3	Other Financial and Non- Financial Assets	(1,495.79)	125.99
4	Other Financial and Non- Financial Liabilities & Provisions	7,203.83	(108.70)
	<b>Cash flow from Operations</b>	<b>(54,450.90)</b>	<b>(34,685.44)</b>
1	Income Tax Paid (including TDS)	(3,271.76)	(2,774.13)
2	Income Tax refund	-	99.79
	<b>Net Cash Flow from Operating Activities</b>	<b>(57,722.65)</b>	<b>(37,359.77)</b>
<b>B.</b>	<b>Cash Flow from Investing Activities</b>		
1	Sale of Property, Plant & Equipment	0.11	0.02
2	Sale of assets held for sale	1.61	4.60
3	Investment in Property, Plant & Equipment (incl. CWIP & Capital Advances)	(33.63)	(17.67)
4	Investment in Intangible Assets (including intangible assets under development & Capital Advances)	-	(0.01)
5	Finance Costs Capitalised	(0.53)	(0.03)
6	Sale/ (Investment) in Equity Shares	67.39	10.13
7	Sale/(Investment) of/in shares of associate companies (Net)	(15.75)	(0.82)
8	Redemption/ (Investment) in Debt Securities other than HQLAs (net)	(912.98)	(343.44)
9	Redemption/ (Investment) in High Quality Liquid Assets (HQLAs) (net)	(997.94)	(457.82)
10	Maturity/(Investment) of Corporate and Term deposits	60.75	(137.91)
	<b>Net Cash Flow from Investing Activities</b>	<b>(1,830.96)</b>	<b>(942.95)</b>
<b>C.</b>	<b>Cash Flow from Financing Activities</b>		
1	Issue/ (Redemption) of Rupee Debt Securities (net)	27,473.52	14,835.97
2	Issue/ (Redemption) of Commercial Paper (net)	(135.64)	-
3	Raising/ (Repayments) of Rupee Term Loans/ WCDL from Banks/ FIs (net)	3,640.02	14,808.94
4	Raising/ (Repayments) of Foreign Currency Debt Securities and Borrowings (net)	30,921.49	11,643.52
5	Expenses on issue of Bonus Equity Shares	-	(0.71)
6	Raising/ (Redemption) of Subordinated Liabilities (net)	590.00	-
7	Coupon payment on Perpetual Debt Instruments entirely equity in nature	(44.50)	(44.50)
8	Payment of Dividend on Equity Shares	(2,857.05)	(3,120.37)
9	Repayment towards Lease Liability	(0.02)	(0.01)
	<b>Net Cash flow from Financing Activities</b>	<b>59,587.82</b>	<b>38,122.84</b>
	<b>Net Increase/Decrease in Cash &amp; Cash Equivalents</b>	<b>34.20</b>	<b>(179.88)</b>
	<b>Cash &amp; Cash Equivalents as at the beginning of the year</b>	<b>(38.89)</b>	<b>140.99</b>
	<b>Cash &amp; Cash Equivalents as at the end of the year</b>	<b>(4.69)</b>	<b>(38.89)</b>



**Notes to the Consolidated financial results:**

1. The above consolidated financial results of the Company were reviewed by the Audit Committee and approved and taken on record by the Board of Directors at the meeting held on 30th April, 2024. These results have been audited by the Statutory Auditors of the Company.
2. The consolidated financial results have been prepared in accordance with the recognition and measurement principles laid down in Indian Accounting Standard (Ind-AS) notified under Section 133 of the Companies Act, 2013 read with Companies (Indian Accounting Standards) Rules, 2015, as amended from time to time, and other accounting principles generally accepted in India.
3. The audited consolidated accounts of the subsidiary company REC Power Development and Consultancy Limited has been consolidated in accordance with the Indian Accounting Standard 110 'Consolidated Financial Statements'.
4. Provisioning on loan assets is based on "ECL (Expected Credit Loss) methodology" under Ind-AS norms, duly approved by the Board of Directors of the Company and upon the report provided by an independent agency appointed by the Company, which also considers ratings by the Ministry of Power, as and when they are updated, for Distribution Companies (DISCOMs). This is further reviewed by management overlays in certain accounts wherever necessary considering the different factors. Details are as follows:

S. No.	Particulars	(₹ in Crores)					
		As at 31.03.2024			As at 31.03.2023		
		Stage 1 & 2	Stage 3	Total	Stage 1 & 2	Stage 3	Total
1.	Loan assets	4,95,560.62	13,810.33	5,09,370.95	4,20,119.71	14,892.08	4,35,011.79
2.	Impairment loss allowance (net of movements)*	2,926.72	9,453.80	12,380.52	3,744.24	10,519.51	14,263.75
3.	Provisioning Coverage (%) (2/1)	0.59%	68.45%	2.43%	0.89%	70.64%	3.28%

\* In addition, ₹ 32.02 crores as at 31st March 2024 (₹ 15.87 crores as at 31st March 2023) is maintained towards impairment allowance on Letter of Comfort.

5. The Company's operation comprise of only one business segment - lending to power, logistic and infrastructure sector. Hence, there is no other reportable segment in terms of Indian Accounting Standard (Ind-AS) 108 "Operating Segments".
6. The Board of Directors at its meeting held on 30th April, 2024 recommended final dividend of ₹ 5/- per equity share (on face value of ₹ 10/- each) for the financial year 2023-24, subject to approval of Shareholders in the ensuing Annual General Meeting. The total dividend for the financial year is ₹ 16/-per equity share (on face value of ₹ 10/- each).
7. The Company has not issued any redeemable preference shares till date.
8. The additional information as required under Regulation 52(4) of SEBI (Listing Obligations and Disclosure Requirements) Regulations, 2015 is annexed as **Annexure -A**.
9. There are no cases of loans transferred/ acquired during the quarter ended 31st March, 2024 (previous quarter Nil) under Master Direction – Reserve Bank of India (Transfer of Loan Exposures) Directions, 2021 dated 24th September 2021.
10. The figures for the quarter ended 31st March 2024 and 31st March 2023 have been derived by deducting the year to date unaudited figures for the period ended 31st December 2023 and 31st December 2022 from the audited figures for the year ended 31st March 2024 and 31st March 2023 respectively.
11. Previous period/ years' figures have been regrouped/ reclassified, wherever necessary, in order to make them comparable.

Place: Mumbai  
Date: 30th April 2024

For REC Limited

(Vivek Kumar Dewangan)  
Chairman & Managing Director  
DIN - 01377212



**Disclosure in compliance with Regulation 52(4) of Securities and Exchange Board of India  
(Listing Obligations and Disclosure Requirements) Regulations, 2015**

**As at/ For the quarter/ year ended 31st March 2024**

S. No.	Particulars	Unit	Consolidated	
			As at/ For the quarter ended 31.03.2024	As at/ For the year ended 31.03.2024
1	Debt Equity Ratio <sup>1</sup>	times		6.31
2	Outstanding Redeemable preference shares	₹ in Crores		Nil
3	Debenture Redemption Reserve	₹ in Crores		Nil
4	Net Worth <sup>2</sup>	₹ in Crores		69,350.25
5	Total debts to total assets <sup>3</sup>	times		0.80
6	Operating Margin <sup>4</sup>	%	41.02	37.67
7	Net profit Margin <sup>5</sup>	%	32.10	29.74
8	Sector specific equivalent ratios			
(a)	CRAR <sup>6</sup>	%	25.82	
(b)	Gross Credit Impaired Assets Ratio <sup>7</sup>	%	2.71	
(c)	Net Credit Impaired Assets Ratio <sup>8</sup>	%	0.86	

**As at/ For the quarter/ year ended 31st March 2023**

S. No.	Particulars	Unit	Consolidated	
			As at/ For the quarter ended 31.03.2023	As at/ For the year ended 31.03.2023
1	Debt Equity Ratio <sup>1</sup>	times		6.44
2	Outstanding Redeemable preference shares	₹ in Crores		Nil
3	Debenture Redemption Reserve	₹ in Crores		Nil
4	Net Worth <sup>2</sup>	₹ in Crores		58,120.51
5	Total debts to total assets <sup>3</sup>	times		0.80
6	Operating Margin <sup>4</sup>	%	37.97	35.10
7	Net profit Margin <sup>5</sup>	%	29.89	28.26
8	Sector specific equivalent ratios			
(a)	CRAR <sup>6</sup>	%	25.78	
(b)	Gross Credit Impaired Assets Ratio <sup>7</sup>	%	3.42	
(c)	Net Credit Impaired Assets Ratio <sup>8</sup>	%	1.01	

**Notes:**

- Debt/Equity Ratio = Net Debt / Net Worth (Net debt represents principal outstanding less cash and cash equivalents)
- Net Worth is calculated as defined in section 2(57) of Companies Act, 2013.
- Total debts to total assets = Total Debt / Total Assets.
- Operating Margin = Net Operating Profit Before Tax / Total Revenue from Operation.
- Net Profit Margin = Net Profit after Tax / Total Income.
- CRAR = Adjusted Net worth/ Risk weighted assets, calculated as per applicable RBI guidelines.
- Gross Credit Impaired Asset Ratio = Gross Credit Impaired Assets / Gross Loan Assets.
- Net Credit Impaired Asset Ratio = Net Credit Impaired Assets / Gross Loan Assets.
- Debt Service Coverage Ratio, Interest Service Coverage Ratio, Current Ratio, Current Liability Ratio, Long Term Debt to Working Capital, Debtors Turnover, Inventory Turnover and Bad Debts to Accounts Receivable Ratio are not applicable to the company.



**KAILASH CHAND JAIN & CO.**  
Chartered Accountants  
819, Laxmi Deep Building,  
Laxmi Nagar District Centre,  
New Delhi-110092

**SCV & CO. LLP.**  
Chartered Accountants  
B-41, Panchsheel Enclave,  
New Delhi- 110017

**Independent Audit Report on Special Purpose Standalone Ind AS Financial Statements for the year ended 31<sup>st</sup> March 2024 of REC Limited**

To,  
The Board of Directors,  
REC Limited  
Core-IV, SCOPE Complex,  
7, Lodhi Road,  
New Delhi – 110003

We have audited the accompanying Special Purpose Standalone Ind AS Financial Statements of REC Limited (the "Company") which comprise the Standalone Balance Sheet as at 31<sup>st</sup> March 2024, Statement of Standalone Profit and Loss (including the Statement of Other Comprehensive Income), the Standalone Statement of Changes in Equity and the Standalone Statement of Cash Flows for the year then ended and a summary of material accounting policies (together hereinafter referred as "Special Purpose Standalone Ind AS Financial Statements").

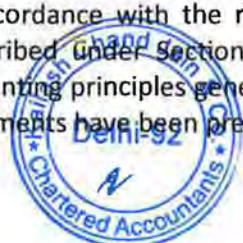
In our opinion and to the best of our information and according to the explanations given to us, the aforesaid special purpose standalone Ind AS financial statements give the information required by the Companies Act, 2013, (the "Act") in the manner so required and give a true & fair view in conformity with the accounting principles generally accepted in India, of the state of the affairs of the Company as at 31<sup>st</sup> March 2024, and its Profit (including other comprehensive income), changes in equity and cash flow for the year ended on that date.

**Basis for Opinion**

We conducted our audit in accordance with the Standards on Auditing ("SAs") specified under section 143 (10) of the Act. We are independent of the Company, in accordance with the Code of Ethics issued by the Institute of Chartered Accountants of India together with the ethical requirements that are relevant to our audit of the Special Purpose Standalone Ind AS financial statements under the provisions of the Act and the Rules thereunder, and we have fulfilled our other ethical responsibilities in accordance with these requirements and the Code of Ethics. We believe that the audit evidence we have obtained is sufficient and appropriate to provide a basis for our opinion.

**Management's Responsibility for the Special Purpose Standalone Ind AS Financial Statements**

These Special Purpose Standalone Ind AS Financial Statements, which is the responsibility of the Company's Management and approved by the Board of Directors of the Company, has been prepared in accordance with the recognition and measurement principles laid down in in all material respects, in accordance with the recognition and measurement principles of Indian Accounting Standards prescribed under Section 133 of the Act read with relevant rules issued thereunder and other accounting principles generally accepted in India. These Special Purpose Standalone Ind AS Financial Statements have been prepared solely for the purpose of inclusion of financial information in respect



of fund-raising programmes of the Company and its Holding Company ("Power Finance Corporation Limited").

#### Other Matters

We did not audit the standalone Ind AS financial statements of the Company for the financial year ended 31<sup>st</sup> March 2023. These standalone Ind AS financial statements have been audited by other firms of Chartered Accountants who vide their report dated 17<sup>th</sup> May 2023 expressed an unmodified opinion on the standalone financial results of the Company for the year ended 31<sup>st</sup> March 2023.

Our opinion on the Special Purpose Standalone Ind AS Financial Statements is not modified in respect of this matter.

#### Restriction on Use

This report is intended solely for the use of the Company for the purpose of inclusion of financial information in respect of fund-raising programmes of the Company and its Holding Company thereto and should not be used by any other person or for any other purpose. We do not accept or assume any liability or duty of care for any other purpose or to any other person to whom this report is shown or into whose hands it may come without our prior consent in writing.

For M/s Kailash Chand Jain & Co.  
Chartered Accountants,  
ICAI Firm Registration: 112318W



Name - Saurabh Chouhan  
Designation: Partner  
Membership Number: 167453

UDIN: 24167453BKBFUC9231

For M/s SCV & Co. LLP.  
Chartered Accountants,  
ICAI Firm Registration: 000235N/N500089



Name - Abhinav Khosla  
Designation: Partner  
Membership Number: 087010

UDIN: 24087010BKBODP9316

Date: 30<sup>th</sup> April 2024  
Place: Mumbai

REC Limited

Registered Office - Core-4, SCOPE Complex, 7, Lodhi Road, New Delhi - 110003, CIN: L40101DL1969GOI005095

Balance Sheet as at 31st March 2024

(₹ in Crores)

S. No.	Particulars	Note No.	As at 31-03-2024	As at 31-03-2023
	<b>ASSETS</b>			
(1)	<b>Financial Assets</b>			
(a)	Cash and cash equivalents	6	46.26	39.00
(b)	Bank balances other than (a) above	7	2,452.44	1,948.34
(c)	Derivative financial instruments	8	12,482.02	8,981.61
(d)	Loans	9	4,99,192.05	4,22,083.91
(e)	Investments	10	5,320.31	3,137.98
(f)	Other financial assets	11	24,424.52	24,400.28
	<b>Total - Financial Assets (1)</b>		<b>5,43,917.60</b>	<b>4,60,591.12</b>
(2)	<b>Non-Financial Assets</b>			
(a)	Current tax assets (net)	12	294.42	295.78
(b)	Deferred tax assets (net)	13	2,485.46	3,276.99
(c)	Property, Plant & Equipment	14	630.21	638.91
(d)	Capital Work-in-Progress	14	23.59	2.72
(e)	Other Intangible Assets	14	0.52	1.62
(f)	Other non-financial assets	15	88.54	69.65
	<b>Total - Non-Financial Assets (2)</b>		<b>3,522.74</b>	<b>4,285.67</b>
(3)	<b>Assets classified as held for sale</b>	16	0.05	0.34
	<b>Total ASSETS (1+2+3)</b>		<b>5,47,440.39</b>	<b>4,64,877.13</b>
	<b>LIABILITIES AND EQUITY</b>			
	<b>LIABILITIES</b>			
(1)	<b>Financial Liabilities</b>			
(a)	Derivative financial instruments	8	759.70	976.95
(b)	Debt Securities	17	2,66,109.92	2,36,948.99
(c)	Borrowings (other than debt securities)	18	1,72,092.05	1,37,114.13
(d)	Subordinated Liabilities	19	7,412.21	6,773.30
(e)	Other financial liabilities	20	31,840.66	25,174.58
	<b>Total - Financial Liabilities (1)</b>		<b>4,78,214.54</b>	<b>4,06,987.95</b>
(2)	<b>Non-Financial Liabilities</b>			
(a)	Current tax liabilities (net)	21	66.51	-
(b)	Provisions	22	136.57	110.94
(c)	Other non-financial liabilities	23	239.62	98.57
	<b>Total - Non-Financial Liabilities (2)</b>		<b>442.70</b>	<b>209.51</b>
(3)	<b>EQUITY</b>			
(a)	Equity Share Capital	24	2,633.22	2,633.22
(b)	Instruments Entirely Equity In Nature	25	558.40	558.40
(c)	Other equity	26	65,591.53	54,488.05
	<b>Total - Equity (3)</b>		<b>68,783.15</b>	<b>57,679.67</b>
	<b>Total - LIABILITIES AND EQUITY (1+2+3)</b>		<b>5,47,440.39</b>	<b>4,64,877.13</b>
	<b>Company Overview and Material Accounting Policies</b>	1 to 5		

Place: Mumbai  
Date: 30th April 2024

Vivek Kumar Dewangan  
Chairman & Managing Director  
DIN - 01377212



REC Limited

Registered Office - Core-4, SCOPE Complex, 7, Lodhi Road, New Delhi - 110003, CIN: L40101DL1969GOI005095

Statement of Profit and Loss for the year ended 31st March 2024

(₹ in Crores)

S. No.	Particulars	Note No.	Year ended 31-03-2024	Year ended 31-03-2023
	<b>Revenue from Operations</b>			
(i)	Interest Income	27	46,410.11	38,836.24
(ii)	Dividend Income	28	25.68	39.34
(iii)	Fees and Commission Income	29	236.03	287.17
(iv)	Net gain/ (loss) on fair value changes	34	474.48	45.31
<b>I.</b>	<b>Total Revenue from Operations (i to iii)</b>		<b>47,146.30</b>	<b>39,208.06</b>
<b>II.</b>	<b>Other Income</b>	<b>30</b>	<b>67.85</b>	<b>44.67</b>
<b>III.</b>	<b>Total Income (I+II)</b>		<b>47,214.15</b>	<b>39,252.73</b>
	<b>Expenses</b>			
(i)	Finance Costs	31	29,949.27	23,737.66
(ii)	Net translation/ transaction exchange loss	32	166.57	1,114.04
(iii)	Fees and commission Expense	33	24.26	16.29
(iv)	Impairment on financial instruments	35	(1,358.39)	114.91
(v)	Employee Benefits Expenses	36	213.84	181.63
(vi)	Depreciation and amortization	37	23.72	24.09
(vii)	Corporate Social Responsibility Expenses	38	249.86	202.65
(viii)	Other Expenses	39	164.38	122.69
<b>IV.</b>	<b>Total Expenses (i to viii)</b>		<b>29,433.51</b>	<b>25,513.96</b>
<b>V.</b>	<b>Profit before Tax (III-IV)</b>		<b>17,780.64</b>	<b>13,738.77</b>
<b>VI.</b>	<b>Tax Expense</b>	<b>40</b>		
(i)	Current Tax			
	- Current Year		3,293.00	2,668.58
	- Earlier Years		2.09	(147.29)
(ii)	Deferred Tax		466.34	162.84
	<b>Total Tax Expense (i+ii)</b>		<b>3,761.43</b>	<b>2,684.13</b>
<b>VII.</b>	<b>Profit for the year</b>		<b>14,019.21</b>	<b>11,054.64</b>
	<b>Other comprehensive Income/(Loss)</b>			
(i)	<b>Items that will not be reclassified to profit or loss</b>			
(a)	Re-measurement gains/(losses) on defined benefit plans		(0.99)	(5.99)
	- Tax impact on above		0.25	1.51
(b)	Changes in Fair Value of Equity Instruments measured at Fair Value through Other Comprehensive Income (FVOCI)		96.34	(58.16)
	- Tax impact on above		(4.86)	(0.32)
	<b>Sub-Total (i)</b>		<b>90.74</b>	<b>(62.96)</b>
(ii)	<b>Items that will be reclassified to profit or loss</b>			
(a)	Effective portion of gains and loss on hedging instruments in cash flow hedges		(3,269.97)	542.33
	- Tax impact on above		822.99	(136.49)
(b)	Cost of hedging reserve		4,544.19	(1,755.82)
	- Tax impact on above		(1,143.68)	441.90
	<b>Sub-Total (ii)</b>		<b>953.53</b>	<b>(908.08)</b>
<b>VIII.</b>	<b>Other comprehensive Income/(Loss) for the year (i+ii)</b>		<b>1,044.27</b>	<b>(971.04)</b>
<b>IX.</b>	<b>Total comprehensive Income for the year (VII+VIII)</b>		<b>15,063.48</b>	<b>10,083.60</b>
<b>X.</b>	<b>Basic &amp; Diluted Earnings per Equity Share of ₹ 10 each (in ₹)</b>	<b>41</b>		
(1)	For continuing operations		53.11	41.85
(2)	For discontinued operations		-	-
(3)	For continuing and discontinued operations		53.11	41.85
	<b>Company Overview and Material Accounting Policies</b>	<b>1 to 5</b>		



*(Signature)*

Vivek Kumar Dewangan  
Chairman & Managing Director  
DIN - 01377212

**REC Limited**

Registered Office - Core-4, SCOPE Complex, 7, Lodhi Road, New Delhi - 110003, CIN: L40101DL1969GOI005095

**Statement of Cash Flows for the year ended 31st March 2024**

(₹ in Crores)

Particulars	Year ended 31-03-2024	Year ended 31-03-2023
<b>A. Cash Flow from Operating Activities :</b>		
Net Profit before Tax	17,780.64	13,738.77
<b>Adjustments for:</b>		
1. Loss/ (Gain) on derecognition of Property, Plant and Equipment (net)	5.56	6.64
2. Loss/ (Gain) on derecognition of Assets held for sale (net)	(1.32)	(4.08)
3. Depreciation & Amortization	23.72	24.09
4. Impairment losses on Financial Instruments	(1,358.39)	114.91
5. Loss/ (Gain) on Fair Value Changes (net)	(471.88)	(43.76)
6. Effective Interest Rate (EIR) in respect of Loan Assets and Borrowings	(34.51)	(15.58)
7. Interest on Commercial Paper	135.64	-
8. Unrealised Foreign Exchange Translation Loss/ (Gain)	(993.07)	963.93
9. Interest on Investments	(42.65)	(39.53)
<b>Operating Profit/ (Loss) before Changes in Operating Assets &amp; Liabilities</b>	<b>15,043.74</b>	<b>14,745.39</b>
<b>Inflow / (Outflow) on account of :</b>		
1. Loan Assets	(75,017.32)	(50,424.82)
2. Derivatives	(343.67)	790.33
3. Other Financial and Non- Financial Assets	(1,544.16)	193.95
4. Other Financial and Non- Financial Liabilities & Provisions	7,194.23	(151.53)
<b>Cash flow from Operations</b>	<b>(54,667.18)</b>	<b>(34,846.68)</b>
1. Income Tax Paid (including TDS)	(3,218.04)	(2,734.77)
2. Income Tax refund	-	99.79
<b>Net Cash Flow from Operating Activities</b>	<b>(57,885.22)</b>	<b>(37,481.66)</b>
<b>B. Cash Flow from Investing Activities</b>		
1. Sale of Property, Plant & Equipment	0.07	0.02
2. Sale of assets held for sale	1.61	4.60
3. Investment in Property, Plant & Equipment (incl. CWIP & Capital Advances)	(32.81)	(17.62)
4. Investment in Intangible Assets (including intangible assets under development & Capital Advances)	-	(0.01)
5. Finance Costs Capitalised	(0.53)	(0.03)
6. Sale/ (Investment) in Equity Shares	67.39	10.13
7. Redemption/ (Investment) in High Quality Liquid Assets (HQLAs) (net)	(997.94)	(457.82)
8. Redemption/ (Investment) in Debt Securities other than HQLAs (net)	(912.98)	(343.14)
<b>Net Cash Flow from Investing Activities</b>	<b>(1,875.19)</b>	<b>(803.87)</b>
<b>C. Cash Flow from Financing Activities</b>		
1. Issue/ (Redemption) of Rupee Debt Securities (net)	27,473.52	14,823.67
2. Issue/ (Redemption) of Commercial Paper (net)	(135.64)	-
3. Raising/ (Repayments) of Rupee Term Loans/ WCDL from Banks/ FIs (net)	3,640.02	14,808.94
4. Raising/ (Repayments) of Foreign Currency Debt Securities and Borrowings (net)	30,921.49	11,643.52
5. Expenses on issue of Bonus Equity Shares	-	(0.71)
6. Raising/ (Redemption) of Subordinated Liabilities (net)	590.00	-
7. Coupon payment on Perpetual Debt Instruments entirely equity in nature	(44.50)	(44.50)
8. Payment of Dividend on Equity Shares	(2,857.05)	(3,120.37)
9. Repayment towards Lease Liability	(0.02)	(0.01)
<b>Net Cash flow from Financing Activities</b>	<b>59,587.82</b>	<b>38,110.54</b>
<b>Net Increase/ (Decrease) in Cash &amp; Cash Equivalents</b>	<b>(172.59)</b>	<b>(174.99)</b>
Cash & Cash Equivalents as at the beginning of the Year	(48.59)	126.40
Cash & Cash Equivalents as at the end of the Year	(221.18)	(48.59)

During the year, the Company has received Dividend of ₹ 25.68 crore (previous year ₹ 39.34 crore). Further, during the year, the Company has paid an amount of ₹ 247.30 crore (previous year ₹ 209.95 crore) towards Corporate Social Responsibility.



**Vivek Kumar Dewangan**  
Chairman & Managing Director  
DIN - 01377212

Place: Mumbai  
Date: 30th April 2024



REC Limited

Registered Office - Core-4, SCOPE Complex, 7, Lodhi Road, New Delhi - 110003, CIN: L40101DL1969GOI005095

Statement of Changes in Equity for the year ended 31st March 2024

A Equity share capital

(₹ in Crores)

Particulars	As at 31-03-2024	As at 31-03-2023
Balance at the beginning of the year	2,633.22	1,974.92
Changes in equity share capital during the year*	-	658.30
Balance at the end of the year	2,633.22	2,633.22

\* During the last FY 2022-23, the Company has issued 65,83,06,000 equity shares of ₹ 10 each as fully paid-up bonus shares in the ratio of 1 (One) equity share for every 3 (Three) equity share outstanding on the record date i.e. 18th August 2022.

B Instruments entirely equity in nature

(₹ in Crores)

Particulars	As at 31-03-2024	As at 31-03-2023
Balance at the beginning of the year	558.40	558.40
Changes in instruments entirely equity in nature during the year	-	-
Balance at the end of the year	558.40	558.40

C Other Equity

(₹ in Crores)

Particulars	Reserves & Surplus							FVOCI-Equity Instruments	Effective Portion of Cash Flow Hedges	Costs of Hedging reserve	Total
	Special Reserve created u/s 36(1) (viii) of the Income Tax Act, 1961	Reserve for Bad and doubtful debts u/s 36(1)(viii) of the Income Tax Act, 1961	Statutory Reserve u/s 45-1C of Reserve Bank of India Act, 1934	Securities Premium Account	Foreign Currency Monetary Item Translation Difference Account	General Reserve	Retained Earnings				
Balance as at 31st March 2022	22,302.93	196.82	5,814.00	2,236.54	(555.29)	11,781.62	6,915.38	(37.98)	194.21	(395.95)	48,452.28
Profit for the year	-	-	-	-	-	-	11,054.64	-	-	-	11,054.64
Remeasurement of Defined Benefit Plans (net of taxes)	-	-	-	-	-	-	(4.48)	-	-	-	(4.48)
Recognition through Other Comprehensive Income (net of taxes)	-	-	-	-	-	-	-	(58.48)	405.84	(1,313.92)	(966.56)
<b>Total Comprehensive Income for the year</b>	-	-	-	-	-	-	11,050.16	(58.48)	405.84	(1,313.92)	10,083.60
Transferred to/ (from) Retained Earnings	2,674.96	-	2,211.15	-	-	-	(4,886.11)	-	-	-	-
Transferred to General Reserve	-	(196.82)	-	-	-	196.82	-	-	-	-	-
Reclassification of gain/ (loss) on sale/ extinguishment of FVOCI equity instrument (net of taxes)	-	-	-	-	-	-	5.01	(5.01)	-	-	-
Foreign Currency Translation gain/ (loss) on long term monetary items during the year	-	-	-	-	(487.03)	-	-	-	-	-	(487.03)
Amortisation during the year	-	-	-	-	251.88	-	-	-	-	-	251.88
Coupon payment on Instrument Entirely Equity in Nature (Perpetual Debt Instruments) (Net of Taxes)	-	-	-	-	-	-	(33.30)	-	-	-	(33.30)
<b>Sub-total</b>	<b>2,674.96</b>	<b>(196.82)</b>	<b>2,211.15</b>	<b>-</b>	<b>(235.15)</b>	<b>196.82</b>	<b>(4,913.40)</b>	<b>(5.81)</b>	<b>-</b>	<b>-</b>	<b>(268.45)</b>
Utilised for issue of Bonus Equity Shares	-	-	-	(658.30)	-	-	-	-	-	-	(658.30)
Expenses incurred on issue of Bonus Equity Shares	-	-	-	(0.71)	-	-	-	-	-	-	(0.71)
Dividends	-	-	-	-	-	-	(3,120.37)	-	-	-	(3,120.37)
<b>Sub-total- Transaction with owners</b>	<b>-</b>	<b>-</b>	<b>-</b>	<b>(659.01)</b>	<b>-</b>	<b>-</b>	<b>(3,120.37)</b>	<b>-</b>	<b>-</b>	<b>-</b>	<b>(3,779.38)</b>
Balance as at 31st March 2023	24,977.89	-	8,025.15	1,577.53	(730.43)	11,978.44	9,930.77	(101.47)	600.05	(1,709.87)	54,488.05

(₹ in Crores)

Particulars	Reserves & Surplus							FVOCI- Equity Instruments	Effective Portion of Cash Flow Hedges	Costs of Hedging reserve	Total
	Special Reserve created u/s 36(1) (viii) of the Income Tax Act, 1961	Reserve for Bad and doubtful debts u/s 36(1)(viiia) of the Income Tax Act, 1961	Statutory Reserve u/s 45-IC of Reserve Bank of India Act, 1934	Securities Premium Account	Foreign Currency Monetary Item Translation Difference Account	General Reserve	Retained Earnings				
Balance as at 31st March 2023	24,977.89	-	8,025.15	1,577.53	(790.44)	11,978.44	9,930.77	(101.47)	600.05	(1,709.87)	54,488.05
Profit for the year							14,019.21				14,019.21
Remeasurement of Defined Benefit Plans (net of taxes)							(0.74)				(0.74)
Recognition through Other Comprehensive Income (net of taxes)								91.48	(2,446.98)	3,400.51	1,045.01
<b>Total Comprehensive Income for the year</b>	-	-	-	-	-	-	<b>14,018.47</b>	<b>91.48</b>	<b>(2,446.98)</b>	<b>3,400.51</b>	<b>15,063.48</b>
Transferred to/ (from) Retained Earnings	3,066.94	687.76	2,803.84				(6,558.54)				-
Transferred to General Reserve	-	-									-
Reclassification of gain/ (loss) on sale/ extinguishment of FVOCI equity instrument (net of taxes)							48.00	(48.00)			-
Foreign Currency Translation gain/ (loss) on long term monetary items during the year											(85.73)
Amortisation during the year											201.03
Coupon payment on Instrument Entirely Equity in Nature (Perpetual Debt Instruments) (Net of Taxes)											(33.30)
<b>Sub-total</b>	<b>3,066.94</b>	<b>687.76</b>	<b>2,803.84</b>	<b>-</b>	<b>115.30</b>	<b>-</b>	<b>(6,543.84)</b>	<b>(48.00)</b>	<b>-</b>	<b>-</b>	<b>82.00</b>
Dividends							(4,042.00)				(4,042.00)
<b>Sub-total- Transaction with owners</b>	<b>-</b>	<b>-</b>	<b>-</b>	<b>-</b>	<b>-</b>	<b>-</b>	<b>(4,042.00)</b>	<b>-</b>	<b>-</b>	<b>-</b>	<b>(4,042.00)</b>
Balance as at 31st March 2024	28,044.83	687.76	10,828.99	1,577.53	(675.14)	11,978.44	13,363.40	(57.99)	(1,846.93)	1,690.64	65,591.53

Place: Mumbai  
Date: 30th April 2024



Vivek Kumar Dewangan  
Chairman & Managing Director  
DIN - 01377212

## REC Limited

Registered Office - Core-4, SCOPE Complex, 7, Lodhi Road, New Delhi – 110003

CIN: L40101DL1969GOI005095

### Notes to Accounts

#### 1. Company Overview

REC Limited ("REC" or the "Company") was incorporated in the year 1969. The Company is domiciled in India and is limited by shares, having its registered office and principal place of business at Core-4, SCOPE Complex, 7, Lodhi Road, New Delhi-110003, India. The books of accounts are maintained at the Corporate Office situated at Plot no. I-4, Sector-29, Gurugram, Haryana, in addition to the registered office of the Company. The Company has offices spread across the country, mainly in the State Capitals and one training center at Hyderabad.

The Company is a Government of India Enterprise engaged in extending financial assistance across the power sector value chain and is a Systemically Important (Non-Deposit Accepting or Holding) Non-Banking Finance Company (NBFC) registered with Reserve Bank of India (RBI). Being an NBFC, the company is regulated by Reserve Bank of India.

The company has been accorded with the status of a 'Maharatna' Central Public Sector Enterprise by the Department of Public Enterprises, under the Ministry of Finance.

REC is a leading Infrastructure Finance Company in India and the principal products of REC are interest-bearing loans to State Electricity Boards, State Power utilities/State Power Departments and Private sector for all segments of Power infrastructure. During FY 2022-23, REC has also diversified into the Non-Power Infrastructure sector comprising Roads & Expressways, Metro Rail, Airports, IT Communication, Social and Commercial Infrastructure (Educational Institution, Hospitals), Ports and Electro-Mechanical (E&M) works in respect of various other sectors like Steel, Refinery, etc.

The shares of the Company are listed on National Stock Exchange of India Limited and BSE Limited. Further, various debt securities of the Company are also listed on the Stock Exchanges

#### 2. Basis of Preparation

These Special Purpose Standalone Financial Statements have been prepared for the purpose of inclusion of financial information in respect of fund raising programmes of the Company and its Holding Company and complies with the measurement principles laid down under Ind AS notified under the Companies (Indian Accounting Standards) Rules, 2015 (as amended), applicable provisions of the Companies Act, 2013 and other applicable regulatory norms / guidelines including those issued by RBI. These financial statements for the period ended 31st March 2024 were authorized and approved by the Board of Directors on 30th April 2024.



### 3. Material Accounting Policies

The material accounting policies applied in preparation of the financial statements are as given below:

#### 3.1 Basis of Preparation and Measurement

The financial statements have been prepared on going concern basis following accrual system of accounting on historical cost basis except for certain financial assets and financial liabilities which are measured at fair values as explained in relevant accounting policies. These policies have been applied consistently for all the periods presented in the financial statements.

##### *Functional and presentation currency*

The financial statements are presented in Indian Rupee ('INR') which is also the functional currency of the Company.

#### 3.2 Income recognition

##### *Interest income*

Interest income is recognized on time proportion basis taking into account the amount outstanding and rate applicable.

Unless otherwise specified, the recoveries from the borrowers are appropriated in the order of (i) costs and expenses of REC (ii) delayed and penal interest including interest tax, if any (iii) overdue interest including interest tax, if any and (iv) repayment of principal; the oldest being adjusted first, except for credit impaired loans and recalled loans, where principal amount is appropriated only after the complete recovery of other costs, expenses, delayed and penal interest and overdue interest including interest tax, if any. The recoveries under One Time Settlement (OTS)/ Insolvency and Bankruptcy Code (IBC) proceedings are appropriated first towards the principal outstanding and remaining recovery thereafter, towards interest and other charges, if any.

For financial assets measured at amortized cost, interest income is recorded using the effective interest rate (EIR), i.e. the rate that exactly discounts estimated future cash receipts through the expected life of the financial asset to the net carrying amount of the financial assets.

Interest on financial assets subsequently measured at fair value through profit and loss is recognized on an accrual basis in accordance with the terms of the respective contract and is disclosed separately under the head interest income.

As a matter of prudence, income on credit impaired loan assets is recognised as and when received or on accrual basis when expected realisation is higher than the loan amount outstanding.

Rebate on account of timely payment of interest by borrowers is recognized on receipt of entire interest amount due in time, in accordance with the terms of the respective contract and is netted against the corresponding interest income.

##### *Income from Government schemes*

Income of agency fee on Government schemes is recognized on the basis of the services rendered and amount of fee sanctioned by the Ministry of Power.



### *Dividend income*

Income from dividend on shares of corporate bodies and units of mutual funds is taken into account on accrual basis when right to receive payment is established.

Provided that in case of final dividend, the right to receive payment shall be considered as established only upon approval of the dividend by the shareholders in the Annual General Meeting.

Dividend on financial assets subsequently measured at fair value through profit and loss is recognised separately under the head 'Dividend Income'.

### *Other services*

Fees/ charges on loan assets, other than those considered an adjustment to EIR, are accounted for on accrual basis. Pre-payment premium is accounted for by the Company in the year of receipt.

## **3.3 Borrowing costs**

Borrowing costs consist of interest and other costs that the Company incurred in connection with the borrowing of funds. Borrowing costs that are directly attributable to the acquisition and/ or construction of a qualifying asset, till the time such qualifying asset becomes ready for its intended use, are capitalized. A qualifying asset is one that necessarily takes a substantial period to get ready for its intended use.

All other borrowing costs are charged to the Statement of Profit and Loss on an accrual basis as per the effective interest rate method.

## **3.4 Earnings per share**

Basic earnings per share is calculated by dividing the net profit or loss for the year attributable to equity shareholders (after deducting attributable taxes) by the weighted average number of equity shares outstanding during the period.

To calculate diluted earnings per share, the net profit or loss for the year attributable to equity shareholders and the weighted average number of shares outstanding during the period are adjusted for the effects of all dilutive potential equity shares.

## **3.5 Foreign Currency Translation**

### *Foreign currency transactions and balances*

Foreign currency transactions are translated into the functional currency of the Company using the exchange rates prevailing on the date of the transaction.

Foreign exchange gains and losses resulting from the settlement of such transactions and the re-measurement of monetary items denominated in foreign currency at period-end exchange rates are recognized in the Statement of Profit or Loss. However, for the long-term monetary items recognized in the financial statements before 1 April 2018, such gains and losses are accumulated in a "Foreign Currency Monetary Item Translation Difference Account" and amortized over the balance period of such long term monetary item, by recognition as income or expense in each of such periods.



Non-monetary items are not retranslated at period-end and are measured at historical cost (translated using the exchange rates at the transaction date).

### 3.6 Property, Plant and Equipment (PPE)

#### *Recognition and initial measurement*

##### **Land**

Land held for use is initially recognized at cost. For land, as no finite useful life can be determined, related carrying amounts are not amortized.

Land also includes land treated as a Right of Use asset under lease agreement earlier classified as finance lease and is amortized over the lease term.

##### **Other Tangible assets**

PPE other than land is initially recognized at acquisition cost or construction cost, including any costs directly attributable to bringing the assets to the location and condition necessary for it to be capable of operating in the manner intended by the Company's management.

Subsequent costs are included in the asset's carrying amount or recognized as a separate asset, as appropriate, only when it is probable that future economic benefits associated with the item will flow to the Company beyond one year. Maintenance or servicing costs of PPE are recognized in the Statement of Profit and Loss as incurred.

#### *Subsequent measurement (depreciation method, useful lives, residual value, and impairment)*

PPE are subsequently measured at cost less accumulated depreciation and impairment losses. Depreciation on PPE is provided on the straight-line method over the useful life of the assets as prescribed under Part 'C' of Schedule II of the Companies Act, 2013.

Depreciation on assets purchased/sold during the year is charged for the full month if the asset is in use for more than 15 days. Depreciation on assets purchased during the year up to Rs. 5,000/- is provided @ 100%.

The residual values, useful lives, and method of depreciation are reviewed at the end of each financial year. PPE other than land is tested for impairment whenever events or changes in circumstances indicate that the carrying amount may not be recoverable.

#### *De-recognition*

An item of PPE and any significant part initially recognized is derecognized upon disposal or when no future economic benefits are expected from its use or disposal. Any gain or loss arising on de-recognition of an item of PPE is determined as the difference between the net disposal proceeds and the carrying amount of the asset and is recognized in the Statement of Profit and Loss.

#### *Capital Work-in-Progress*

The cost of PPE under construction at the reporting date is disclosed as 'Capital work-in-progress.' The cost comprises purchase price, borrowing cost if capitalization criteria are met and directly attributable cost of bringing the asset to its working condition for the intended use. Any trade discount and rebates



are deducted in arriving at the purchase price. Advances paid for the acquisition/ construction of PPE which are outstanding at the balance sheet date are classified under 'Capital Advances.'

### 3.7 Intangible assets

#### *Recognition and initial measurement*

Intangible assets are initially measured at cost. Such assets are recognized where it is probable that the future economic benefits attributable to the assets will flow to the company.

#### *Subsequent measurement (amortization method, useful lives and residual value)*

All intangible assets with finite useful life are amortized on a straight line basis over the estimated useful lives, and a possible impairment is assessed if there is an indication that the intangible asset may be impaired. Residual values and useful lives for all intangible assets are reviewed at each reporting date. Changes, if any, are accounted for as changes in accounting estimates. Management estimates the useful life of intangible assets to be five years.

#### *Intangible Assets under Development*

Expenditure incurred which are eligible for capitalization under intangible assets is carried as 'Intangible assets under development' till they are ready for their intended use. Advances paid for the acquisition/ development of intangible assets which are outstanding at the balance sheet date are classified under 'Capital Advances'.

#### *Derecognition of Intangible Assets*

An intangible asset is derecognized on disposal, or when no future economic benefits are expected from use or disposal. Gains or losses arising from derecognition of an intangible asset, measured as the difference between the net disposal proceeds and the carrying amount of the asset are recognized in the Statement of Profit and Loss when the asset is derecognized.

### 3.8 Lease accounting:

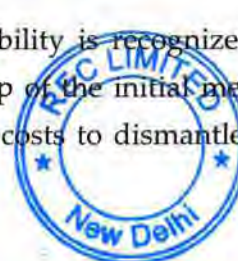
Right-of-use asset and related lease liability in connection with all former operating leases are recognised except for those identified as short-term or low-value lease.

An assessment at contract inception is made whether a contract is, or contains, a lease. A lease is defined as 'a contract, or part of a contract, that conveys the right to use an asset (the underlying asset) for a period of time in exchange for consideration'.

To apply this definition, the contract is assessed for three key evaluations which are whether:

- the contract contains an identified asset, which is either explicitly identified in the contract or implicitly specified by being identified at the time the asset is made available
- right to obtain substantially all of the economic benefits from use of the identified asset throughout the period of use, considering its rights within the defined scope of the contract
- right to direct the use of the identified asset throughout the period of use and right to direct 'how and for what purpose' the asset is used throughout the period of use.

At lease commencement date, a right-of-use asset and a lease liability is recognized on the balance sheet. The right-of-use asset is measured at cost, which is made up of the initial measurement of the lease liability, any initial direct costs incurred, an estimate of any costs to dismantle and remove the



asset at the end of the lease, and any lease payments made in advance of the lease commencement date (net of any incentives received).

The right-of-use assets are depreciated on a straight-line basis from the lease commencement date to the earlier of the end of the useful life of the right-of-use asset or the end of the lease term. The right-of-use asset is also assessed for impairment when such indicators exist.

At the commencement date, the lease liability is measured at the present value of the lease payments unpaid at that date, discounted using the interest rate implicit in the lease if that rate is readily available or the Company's incremental borrowing rate.

Lease payments included in the measurement of the lease liability are made up of fixed payments (including in substance fixed), variable payments based on an index or rate, amounts expected to be payable under a residual value guarantee and payments arising from options reasonably certain to be exercised.

Subsequent to initial measurement, the liability will be reduced for payments made and increased for interest. It is remeasured to reflect any reassessment or modification, or if there are changes in in-substance fixed payments.

When the lease liability is remeasured, the corresponding adjustment is reflected in the right-of-use asset, or profit and loss if the right-of-use asset is already reduced to zero.

### 3.9 Assets held for sale

Assets are classified as Held for Sale if their carrying amount will be recovered principally through a sale transaction rather than through continuing use and the sale is highly probable. A sale is considered as highly probable when such assets have been decided to be sold by the Company; are available for immediate sale in their present condition; are being actively marketed for sale at a price and the sale has been agreed or is expected to be concluded within one year of the date of classification. Such assets are measured at lower of carrying amount or fair value less selling costs.

Assets held for sale are presented separately from other assets in the Balance Sheet and are not depreciated or amortised while they are classified as held for sale.

### 3.10 Financial Instruments

A Financial instrument is any contract that gives rise to a financial asset of one entity and a financial liability or equity instrument of another entity.

#### *Initial recognition and measurement*

Financial assets and financial liabilities are recognized when the Company becomes a party to the contractual provisions of the financial instrument and are measured initially at fair value adjusted by transactions costs, except for those carried at fair value through profit or loss which are measured initially at fair value. Subsequent measurement of financial assets and financial liabilities is described below.

*Classification and subsequent measurement of financial assets*





For the purpose of subsequent measurement, financial assets are classified into the following categories upon initial recognition:

- Amortized cost
- Financial assets at fair value through profit or loss (FVTPL)
- Financial assets at fair value through other comprehensive income (FVOCI)
- Investments in equity shares of subsidiaries and joint ventures (carried at cost in accordance with Ind AS 27)

All financial assets except for those at FVTPL or at FVOCI are subject to review for impairment at least at each reporting date to identify whether there is any objective evidence that a financial asset or a group of financial assets is impaired. Different criteria to determine impairment are applied to each category of financial assets, which are described below.

#### *Amortized cost*

A financial asset is measured at amortized cost using Effective Interest Rate (EIR) if both of the following conditions are met:

- a) the financial asset is held within a business model whose objective is to hold financial assets to collect contractual cash flows; and
- b) the contractual terms of the financial asset give rise on specified dates to cash flows that are solely payments of principal and interest on the principal amount outstanding.

Impairment allowance (expected credit loss) is recognized on financial assets carried at amortized cost.

#### *Modification of cash flows*

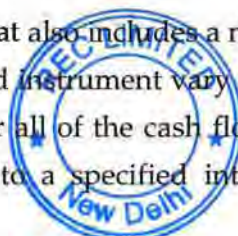
When the contractual cash flows of a financial asset are renegotiated or otherwise modified, and the renegotiation or modification does not result in derecognition of that financial asset, the Company recalculates the gross carrying amount of the financial asset and recognizes a modification gain or loss in profit or loss. The gross carrying amount of the financial asset shall be recalculated as the present value of the renegotiated or modified contractual cash flows that are discounted at the financial asset's original effective interest rate. Any costs or fees incurred adjust the carrying amount of the modified financial asset and are amortized over the remaining term of the modified financial asset.

#### *Financial assets at FVTPL*

Financial assets at FVTPL include financial assets that either do not meet the criteria for amortized cost classification or are equity instruments held for trading or that meet certain conditions and are designated at FVTPL upon initial recognition. All derivative financial instruments also fall into this category, except for those designated and effective as hedging instruments, for which the hedge accounting requirements may apply. Assets in this category are measured at fair value with gains or losses recognized in profit or loss. The fair values of financial assets in this category are determined by reference to active market transactions or using a valuation technique where no active market exists.

#### *Embedded derivatives*

An embedded derivative is a component of a hybrid instrument that also includes a non-derivative host contract with the effect that some of the cash flows of the combined instrument vary in a way similar to a stand-alone derivative. An embedded derivative causes some or all of the cash flows that otherwise would be required by the contract to be modified according to a specified interest rate, foreign



exchange rate, or other variable, provided that, in the case of a non-financial variable, it is not specific to a party to the contract.

Derivatives embedded in all host contracts are accounted for as separate derivatives and recorded at fair value if their economic characteristics and risks are not closely related to those of the host contracts or if the embedded derivative feature leverages the exposure and the host contracts are not held for trading or designated at fair value through profit or loss. These embedded derivatives are measured at fair value with changes in fair value recognised in profit or loss, unless designated as effective hedging instruments.

#### *Financial assets at FVOCI*

FVOCI financial assets comprise of equity instruments measured at fair value. An equity investment classified as FVOCI is initially measured at fair value plus transaction costs. Gains and losses are recognized in Other Comprehensive Income (OCI) and reported within the FVOCI reserve within equity, except for dividend income, which is recognized in profit or loss. There is no recycling of such gains and losses from OCI to Statement of Profit & Loss, even on the derecognition of the investment. However, the Company may transfer the same within equity.

#### *De-recognition of financial assets*

##### **De-recognition of financial assets due to a substantial modification of terms and conditions**

The Company derecognizes a financial asset, such as a loan to a customer, when the terms and conditions have been renegotiated to the extent that, substantially, it becomes a new loan, with the difference recognized as a derecognition gain or loss, to the extent that an impairment loss has not already been recorded.

##### **De-recognition of financial assets other than due to substantial modification**

Financial assets (or where applicable, a part of financial asset or part of a group of similar financial assets) are derecognized (i.e. removed from the Company's balance sheet) when the contractual rights to receive the cash flows from the financial asset have expired, or when the financial asset and substantially all the risks and rewards are transferred. The Company also derecognizes the financial asset if it has both transferred the financial asset and the transfer qualifies for derecognition.

#### *Classification and subsequent measurement of financial liabilities*

Financial liabilities are measured subsequently at amortized cost using the effective interest method, except for financial liabilities held for trading or designated at FVTPL, that are carried subsequently at fair value with gains or losses recognized in profit or loss. All host contracts which are in nature of a financial liability and separated from embedded derivative are measured at amortised cost using the effective interest method.

#### *Derecognition of financial liabilities*

A financial liability is derecognized when the obligation under the liability is discharged or canceled or expires. When an existing financial liability is replaced by another from the same lender on substantially different terms or the terms of an existing liability are substantially modified, such an exchange or modification is treated as the derecognition of the original liability and the recognition of a new liability. The difference in the respective carrying amounts is recognized in the statement of profit or loss.



### *Hedge accounting*

To qualify for hedge accounting, the hedging relationship must meet all of the following requirements:

- there is an economic relationship between the hedged item and the hedging instrument
- the effect of credit risk does not dominate the value changes that result from that economic relationship
- the hedge ratio of the hedging relationship is the same as that resulting from the quantity of the hedged item that the Company actually hedges and the quantity of the hedging instrument that the Company actually uses to hedge that quantity of hedged item.

All derivative financial instruments designated under hedge accounting are recognised initially at fair value and reported subsequently at fair value at each reporting date. To the extent that the hedge is effective, changes in the fair value of derivatives designated as hedging instruments in cash flow hedges are recognised in other comprehensive income and included within the cash flow hedge reserve in equity. Any ineffectiveness in the hedge relationship is recognised immediately in profit or loss.

At the time the hedged item affects profit or loss, any gain or loss previously recognised in other comprehensive income is reclassified from equity to profit or loss and presented as a reclassification adjustment within other comprehensive income.

At the inception of each hedging relationship, the Company formally designates and documents the hedge relationship, in accordance with the Company's risk management objective and strategies. The documentation includes identification of the hedged item, hedging instrument, the nature of risk(s) being hedged, the hedge ratio and how the hedging relationship meets the hedging effectiveness requirements.

### *Fair Value Hedges*

In line with the recognition of change in the fair value of the hedging instruments in the Statement of Profit & Loss, the change in the fair value of the hedged item attributable to the risk hedged is recognised in the Statement of Profit and Loss. Such changes are made to the carrying amount of the hedged item and are adjusted in Effective Interest Rate in the period when the hedging instrument ceases to exit. If the hedged item is derecognised, the unamortised fair value is recognised immediately in Statement of Profit and Loss.

## **3.11 Impairment of financial assets**

### *Loan assets*

The Company follows a 'three-stage' model for impairment in the form of Expected Credit Loss (ECL) based on changes in credit quality since initial recognition as summarised below:

- Stage 1 includes loan assets that have not had a significant increase in credit risk since initial recognition or that have low credit risk at the reporting date.
- Stage 2 includes loan assets that have had a significant increase in credit risk since initial recognition but that do not have objective evidence of impairment.
- Stage 3 includes loan assets that have objective evidence of impairment at the reporting date.

The Expected Credit Loss (ECL) is measured at 12-month ECL for Stage 1 loan assets and lifetime ECL for Stage 2 and Stage 3 loan assets. ECL is the product of the Probability of Default, Exposure at Default and Loss Given Default, defined as follows:



**Probability of Default (PD)** - The PD represents the likelihood of the borrower defaulting on its obligation either over next 12 months or over the remaining lifetime of the instrument.

**Loss Given Default (LGD)** – LGD represents the Company's expectation of loss given that a default occurs. LGD is expressed in percentage and it shows the proportion of the amount that will actually be lost post recoveries in case of a default.

**Exposure at Default (EAD)** – EAD represents the amounts, including the principal outstanding, interest accrued and outstanding Letters of Comfort that the Company expects to be owed at the time of default.

Forward-looking economic information is included in determining the 12-month and lifetime PD, EAD and LGD. The assumptions underlying the expected credit loss are monitored and reviewed on an ongoing basis.

#### *Financial assets other than Loans*

In respect of its other financial assets, the Company assesses if the credit risk on those financial assets has increased significantly since initial recognition. If the credit risk has not increased significantly since initial recognition, the Company measures the loss allowance at an amount equal to 12-month expected credit losses, else at an amount equal to the lifetime expected credit losses.

To make that assessment, the Company compares the risk of a default occurring on the financial asset as at the balance sheet date with the risk of a default occurring on the financial asset as at the date of initial recognition. The Company also considers reasonable and supportable information, that is available without undue cost or effort that is indicative of significant increases in credit risk since initial recognition. The Company assumes that the credit risk on a financial asset has not increased significantly since initial recognition if the financial asset is determined to have low credit risk at the balance sheet date.

#### *Write-offs*

Financial assets are written off either partially or in their entirety only when the Company has stopped pursuing the recovery or as directed by the order of the Judicial Authority.

### **3.12 Cash and cash equivalents**

Cash and cash equivalents comprise cash on hand and demand deposits, together with other short-term, highly liquid investments (original maturity less than three months) that are readily convertible into known amounts of cash and which are subject to an insignificant risk of changes in value.

### **3.13 Dividend and Other Payments to holders of Instruments classified as Equity**

Proposed dividends and interim dividends payable to the shareholders are recognized as changes in equity in the period in which they are approved by the shareholders and the Board of Directors respectively. Liability for the payments to the holders of instruments classified as equity are recognized in the period when such payments are authorized for payment by the Company.

### **3.14 Material prior period errors**

Material prior period errors are corrected retrospectively by restating the comparative amounts for the prior periods presented in which the error occurred. If the error occurred before the earliest period



presented, the opening balances of assets, liabilities and equity for the earliest period presented, are restated.

### 3.15 Prepaid Expenses

A prepaid expense up to Rs. 1,00,000/- is recognized as expense upon initial recognition.

### 3.16 Taxation

Tax expense recognized in profit or loss comprises the sum of deferred tax and current tax. It is recognized in Statement of Profit and Loss, except when it relates to an item that is recognised in OCI or directly in equity, in which case, the tax is also recognised in OCI or directly in equity.

Current tax is determined as the tax payable in respect of taxable income for the year, using tax rates enacted or substantively enacted and as applicable at the reporting date, and any adjustments to tax payable in respect of previous years.

Deferred tax is recognized on temporary differences between the carrying amounts of assets and liabilities in the financial statements and the corresponding tax bases used in the computation of taxable income. Deferred tax on temporary differences associated with investments in subsidiaries and joint ventures is not provided if reversal of these temporary differences can be controlled by the Company and it is probable that reversal will not occur in the foreseeable future.

Deferred tax assets and liabilities are calculated, without discounting, at tax rates that are expected to apply to their respective period of realization, provided those rates are enacted or substantively enacted by the end of the reporting period. Deferred tax assets and liabilities are offset if there is a legally enforceable right to offset current tax liabilities and assets, and they relate to income taxes levied by the same tax authority.

Deferred tax liability is recognized for all taxable temporary differences. A deferred tax asset is recognized for all deductible temporary differences to the extent that it is probable that future taxable profits will be available against which the deductible temporary difference can be utilized. Deferred tax assets are reviewed at each reporting date and are reduced to the extent that it is no longer probable that the related tax benefit will be realized.

Changes in deferred tax assets or liabilities are recognized as a component of tax income or expense in profit or loss, except where they relate to items that are recognized in other comprehensive income or directly in equity, in which case the related deferred tax is also recognized in other comprehensive income or equity, respectively.

### 3.17 Employee benefits

#### Short-term employee benefits

Short-term employee benefits including salaries, short term compensated absences (such as a paid annual leave) where the absences are expected to occur within twelve months after the end of the period in which the employees render the related service, profit sharing and bonuses payable within twelve months after the end of the period in which the employees render the related services and non-monetary benefits for current employees are estimated and measured on an undiscounted basis.



**Post-employment benefit plans are classified into defined benefits plans and defined contribution plans as under:**

*Defined contribution plan*

A defined contribution plan is a plan under which the Company pays fixed contributions in respect of the employees into a separate fund. The Company has no legal or constructive obligations to pay further contributions after its payment of the fixed contribution. The contributions made by the Company towards defined contribution plans are charged to the profit or loss in the period to which the contributions relate.

*Defined benefit plan*

The Company has an obligation towards gratuity, Post Retirement Medical Facility (PRMF), Provident Fund (PF) and Other Defined Retirement Benefit (ODRB) which are being considered as defined benefit plans covering eligible employees. Under the defined benefit plans, the amount that an employee will receive on retirement is defined by reference to the employee's length of service, final salary, and other defined parameters. The legal obligation for any benefits remains with the Company, even if plan assets for funding the defined benefit plan have been set aside.

The Company's obligation towards defined benefit plans is determined using the projected unit credit method, with actuarial valuations being carried out at the end of each annual reporting period. The liability recognized in the statement of financial position for defined benefit plans is the present value of the Defined Benefit Obligation (DBO) at the reporting date less the fair value of plan assets. Management estimates the DBO annually with the assistance of independent actuaries.

Actuarial gains/losses resulting from re-measurements of the liability/asset are included in Other Comprehensive Income.

**Other long-term employee benefits:**

Liability in respect of compensated absences becoming due or expected to be availed more than one-year after the balance sheet date is estimated on the basis of actuarial valuation performed by an independent actuary using the projected unit credit method.

Actuarial gains and losses arising from past experience and changes in actuarial assumptions are charged to statement of profit and loss in the period in which such gains or losses are determined.

**Loan to employees at concessional rate**

Loans given to employees at concessional rate are initially recognized at fair value and subsequently measured at amortised cost. The difference between the initial fair value of such loans and transaction value is recognised as deferred employee benefits, which is amortised on a straight-line basis over the expected remaining period of the Loan. In case of change in expected remaining period of the Loan, the unamortised deferred employee benefits on the date of change is amortised over the updated expected remaining period of the loan on a prospective basis.

**3.18 Provisions, Contingent Liabilities, and Contingent Assets**

Provisions are recognized when the Company has a present legal or constructive obligation as a result of a past event; it is probable that an outflow of economic resources will be required from the Company and amounts can be estimated reliably. Timing or amount of the outflow may still be uncertain.



Provisions are measured at the estimated expenditure required to settle the present obligation, based on the most reliable evidence available at the reporting date, including the risks and uncertainties associated with the present obligation. Provisions are discounted to their present values, where the time value of money is material.

A contingent liability is disclosed for:

- Possible obligations which will be confirmed only by future events not wholly within the control of the Company or
- Present obligations arising from past events where it is not probable that an outflow of resources will be required to settle the obligation or a reliable estimate of the amount of the obligation cannot be made.

In those cases, where the outflow of economic resources as a result of present obligations is considered improbable or remote, no liability is recognized or disclosure is made.

Any reimbursement that the Company can be virtually certain to collect from a third party concerning the obligation (such as from insurance) is recognized as a separate asset. However, this asset may not exceed the amount of the related provision.

Contingent assets are not recognized. However, when the inflow of economic benefits is probable, the related asset is disclosed.

### 3.19 Fair value measurement

The Company measures financial instruments, such as derivatives at fair value at each reporting date.

Fair value is the price that would be received to sell an asset or paid to transfer a liability in an orderly transaction between market participants at the measurement date. The fair value measurement is based on the presumption that the transaction to sell the asset or transfer the liability takes place either:

- In the principal market for the asset or liability, or
- In the absence of a principal market, in the most advantageous market for the asset or liability

The principal or the most advantageous market must be accessible by the Company.

The fair value of an asset or a liability is measured using the assumptions that market participants would use when pricing the asset or liability, including assumptions about risk, assuming that market participants act in their economic best interest. A fair value measurement of a non-financial asset takes into account a market participant's ability to generate economic benefits by using the asset in its highest and best use or by selling it to another market participant that would use the asset in its highest and best use.

The Company uses valuation techniques that are appropriate in the circumstances and for which sufficient data are available to measure fair value, maximizing the use of relevant observable inputs and minimizing the use of unobservable inputs.

All assets and liabilities for which fair value is measured or disclosed in the financial statements are categorized within the fair value hierarchy, described as follows, based on the lowest level input that is material to the fair value measurement as a whole:

- Level 1 - Quoted (unadjusted) market prices in active markets for identical assets or liabilities



- Level 2 - Valuation techniques for which the lowest level input that is material to the fair value measurement is directly or indirectly observable
- Level 3 - Valuation techniques for which the lowest level input that is material to the fair value measurement is unobservable

For assets and liabilities that are recognized in the financial statements regularly, the Company determines whether transfers have occurred between levels in the hierarchy by re-assessing categorization (based on the lowest level input that is material to the fair value measurement as a whole) at the end of each reporting period.

### 3.20 Offsetting of financial instruments

Financial assets and financial liabilities are offset and the net amount is reported in the balance sheet if there is a currently enforceable legal right to offset the recognised amounts and there is an intention to settle on a net basis, to realise the assets and settle the liabilities simultaneously.

### 3.21 Business Combination under Common Control

A business combination, if any, involving entities or businesses under common control is a business combination in which all of the combining entities or businesses are ultimately controlled by the same party or parties both before and after the business combination and that control is not transitory.

Business combinations involving entities or businesses under common control are accounted for using the pooling of interest method as follows:

- The assets and liabilities of the combining entities are reflected at their carrying amounts.
- No adjustments are made to reflect fair values, or recognize new assets or liabilities. Adjustments are made only to harmonise material accounting policies.
- The financial information in the financial statements in respect of prior periods is restated as if the business combination has occurred from the beginning of the preceding period in the financial statements, irrespective of the actual date of the combination

The balance of the retained earnings appearing in the financial statements of the transferor is aggregated with the corresponding balance appearing in the financial statements of the transferee. The identity of the reserves is preserved and the reserves of the transferor become the reserves of the transferee

The difference, if any, between the amounts recorded as share capital issued plus any additional consideration in the form of cash or other assets and the amount of share capital of the transferor is transferred to capital reserve and is presented separately from other capital reserves.

### 3.22 Expenditure on issue of shares

Expenditure on issue of shares, if any, is charged to the securities premium account

## 1. Implementation of New/ Modified Standards

During the year, the Ministry of Corporate Affairs (MCA) has issued amendments to certain Ind-AS. The Company has analysed the impact of these amendments which is not material to the Company. Further, MCA has not issued any new Ind-AS applicable to the company.





## 2. **Material management judgment in applying accounting policies and estimation of uncertainty**

The preparation of the Company's financial statements requires management to make judgments, estimates, and assumptions that affect the reported amounts of revenues, expenses, assets and liabilities, and the related disclosures. The estimates and underlying assumptions are based on historical experience & other relevant factors and are reviewed on an ongoing basis. Actual results may differ from these estimates.

**Changes in accounting estimates-** Such changes, if any, are recognised in the period in which the estimate is revised if the revision affects only that period or in the period of the revision & future periods if it affects both current & future periods.

### *Material management judgments*

**Recognition of deferred tax assets/ liability** – The extent to which deferred tax assets can be recognized is based on an assessment of the probability of the future taxable income against which the deferred tax assets can be utilized. Further, the Company Management has no intention to make withdrawal from the Special Reserve created and maintained under section 36(1)(viii) of the Income tax Act, 1961 and thus, the special reserve created and maintained is not capable of being reversed. Hence, the company does not create any deferred tax liability on the said reserve.

**Evaluation of indicators for impairment of assets** – The evaluation of the applicability of indicators of impairment of assets requires assessment of several external and internal factors which could result in deterioration of recoverable amount of the assets.

**Non recognition of Interest Income on Credit Impaired Loans** - As a matter of prudence, income on credit impaired loan assets is recognised as and when received or on accrual basis when expected realisation is higher than the loan amount outstanding.

### *Material estimates*

**Useful lives of depreciable/amortizable assets** – Management reviews its estimate of the useful lives of depreciable/amortizable assets at each reporting date, based on the expected utility of the assets. Uncertainties in these estimates relate to technical and economic obsolescence that may change the utility of assets.

**Defined benefit obligation (DBO)** – Management's estimate of the DBO is based on a number of underlying assumptions such as standard rates of inflation, mortality, discount rate and anticipation of future salary increases. Variation in these assumptions may materially impact the DBO amount and the annual defined benefit expenses.

**Fair value measurements** – Management applies valuation techniques to determine the fair value of financial instruments (where active market quotes are not available). This involves developing estimates and assumptions consistent with how market participants would price the instrument. In estimating the fair value of an asset or a liability, the Company uses market-observable data to the extent it is available. In case of non-availability of market-observable data, Level 2 & Level 3 hierarchy is used for fair valuation.

**Income Taxes** – Material estimates are involved in determining the provision for income taxes, including amount expected to be paid/recovered for uncertain tax positions and also in respect of expected future profitability to assess deferred tax asset.



**Expected Credit Loss ('ECL')** – The measurement of an expected credit loss allowance for financial assets measured at amortized cost requires the use of complex models and significant assumptions about future economic conditions and credit behavior (e.g., likelihood of customers defaulting and resulting losses). The Company makes significant judgments about the following while assessing expected credit loss to estimate ECL:

- Determining criteria for a significant increase in credit risk;
- Establishing the number and relative weightings of forward-looking scenarios for each type of product/ market and the associated ECL; and
- Establishing groups of similar financial assets to measure ECL.
- Estimating the probability of default and loss given default (estimates of recoverable amounts in case of default)



6 Cash and Cash Equivalents

(₹ in Crores)

Particulars	As at 31-03-2024	As at 31-03-2023
- Cash on Hand (including imprest)	0.02	-
- Balances with Banks		
- in current accounts	46.24	31.31
- deposits with original maturity of 3 months or less	-	7.69
- Short term Investment in Debt Mutual Funds	-	-
<b>Total</b>	<b>46.26</b>	<b>39.00</b>

7 Bank Balances (other than Cash and Cash Equivalents)

(₹ in Crores)

Particulars	As at 31-03-2024	As at 31-03-2023
- Earmarked Balances with Banks		
- For unpaid dividends	1,192.72	6.79
- For Government funds for onward disbursement as grant	13.64	24.22
- Earmarked Term Deposits		
- Deposits in Compliance of Court Order	0.67	0.62
- Term Deposit- Debenture Redemption Reserves	-	196.35
- Balances with banks not available for use pending allotment of 54EC Capital Gain Tax Exemption Bonds	1,245.41	1,720.36
<b>Total</b>	<b>2,452.44</b>	<b>1,948.34</b>



## 8 Derivative Financial Instruments

The Company enters into derivatives for hedging foreign exchange risks and interest rate risks. Derivatives held for risk management purposes include hedges that are either designated as effective hedges under the hedge accounting requirements or hedges that are economic hedges. The table below shows the fair values of derivative financial instruments recorded as assets or liabilities together with their notional amounts.

### Part I

(₹ in Crores)

Particulars	As at 31-03-2024			As at 31-03-2023		
	Notional Amounts	Fair Value - Assets	Fair Value - Liabilities	Notional Amounts	Fair Value - Assets	Fair Value - Liabilities
(i) <b>Currency Derivatives</b>						
- Spot and forwards	-	-	-	-	-	-
- Currency swaps	3,126.52	43.34	38.13	3,083.13	47.50	58.13
- Others						
- Call Spread	-	-	-	2,055.42	208.14	-
- Seagull Options	1,21,107.24	11,070.97	411.82	80,362.47	8,007.42	87.89
<b>Sub-total (i)</b>	<b>1,24,233.76</b>	<b>11,114.31</b>	<b>449.95</b>	<b>85,501.02</b>	<b>8,263.06</b>	<b>146.02</b>
(ii) <b>Interest Rate Derivatives</b>						
- Forward Rate Agreements and Interest Rate Swaps	72,128.13	1,367.71	309.75	46,278.27	718.55	300.82
<b>Sub-total (ii)</b>	<b>72,128.13</b>	<b>1,367.71</b>	<b>309.75</b>	<b>46,278.27</b>	<b>718.55</b>	<b>300.82</b>
(iii) <b>Other derivatives</b>						
- Reverse cross currency swaps	-	-	-	4,947.00	-	530.11
<b>Total - Derivative Financial Instruments (i+ii+iii)</b>	<b>1,96,361.89</b>	<b>12,482.02</b>	<b>759.70</b>	<b>1,36,726.29</b>	<b>8,981.61</b>	<b>976.95</b>

### Part II

Included in Part I are derivatives held for hedging and risk management purposes as below:

(₹ in Crores)

Particulars	As at 31-03-2024			As at 31-03-2023		
	Notional Amounts	Fair Value - Assets	Fair Value - Liabilities	Notional Amounts	Fair Value - Assets	Fair Value - Liabilities
(i) <b>Fair Value Hedging</b>						
- <b>Interest Rate Derivatives</b>						
- Forward Rate Agreements and Interest Rate Swaps	15,950.70	-	297.73	15,950.70	10.32	289.34
<b>Sub-total (i)</b>	<b>15,950.70</b>	<b>-</b>	<b>297.73</b>	<b>15,950.70</b>	<b>10.32</b>	<b>289.34</b>
(ii) <b>Cash Flow Hedging</b>						
- <b>Currency Derivatives</b>						
- Currency Swaps	3,126.52	43.34	38.13	3,083.13	38.85	-
- Others						
- Call Spread	-	-	-	2,055.42	208.14	-
- Seagull Options	1,21,107.24	11,070.96	411.82	80,362.47	7,979.02	85.76
- <b>Interest Rate Derivatives</b>						
- Forward Rate Agreements and Interest Rate Swaps	49,477.43	905.30	12.02	23,627.57	337.69	11.48
<b>Sub-total (ii)</b>	<b>1,73,711.19</b>	<b>12,019.60</b>	<b>461.97</b>	<b>1,09,128.59</b>	<b>8,563.70</b>	<b>97.24</b>
(iii) <b>Undesignated Derivatives</b>	6,700.00	462.42	-	11,647.00	407.59	590.37
<b>Total - Derivative Financial Instruments (i+ii+iii)</b>	<b>1,96,361.89</b>	<b>12,482.02</b>	<b>759.70</b>	<b>1,36,726.29</b>	<b>8,981.61</b>	<b>976.95</b>

Derivative financial instruments are measured at fair value at each reporting date. The changes in the fair value of derivatives designated as hedging instruments in effective cash flow hedges are recognised in Other Comprehensive Income. In case of fair value hedges, the changes in fair value of the derivatives designated as hedging instruments along with the fair value changes in the carrying amount of the hedged items are recognised in the Statement of Profit & Loss. For undesignated derivatives, the changes in the fair value are recognised in the Statement of Profit & Loss.



## 9 Loans

The Company has categorised all loans at Amortised Cost in accordance with the requirements of Ind AS 109.

(₹ in Crores)

Particulars	As at 31-03-2024		As at 31-03-2023	
	Principal O/s	Amortised Cost	Principal O/s	Amortised Cost
<b>(A) Loans</b>				
(i) Term Loans	4,62,090.27	4,63,975.61	4,08,463.40	4,09,638.42
(ii) Working Capital Term Loans	47,280.68	47,596.96	26,548.39	26,709.24
<b>Total (A) - Gross Loans</b>	<b>5,09,370.95</b>	<b>5,11,572.57</b>	<b>4,35,011.79</b>	<b>4,36,347.66</b>
Less: Impairment loss allowance	(12,380.52)	(12,380.52)	(14,263.75)	(14,263.75)
<b>Total (A) - Net Loans</b>	<b>4,96,990.43</b>	<b>4,99,192.05</b>	<b>4,20,748.04</b>	<b>4,22,083.91</b>
<b>(B) Security Details</b>				
(i) Secured by tangible assets	2,47,650.53	2,48,205.98	2,42,310.94	2,42,633.17
(ii) Covered by Government Guarantees	2,24,500.49	2,25,967.86	1,72,069.58	1,73,004.21
(iii) Unsecured	37,219.92	37,398.72	20,631.27	20,710.28
<b>Total (B) - Gross Loans</b>	<b>5,09,370.95</b>	<b>5,11,572.57</b>	<b>4,35,011.79</b>	<b>4,36,347.66</b>
Less: Impairment loss allowance	(12,380.52)	(12,380.52)	(14,263.75)	(14,263.75)
<b>Total (B) - Net Loans</b>	<b>4,96,990.43</b>	<b>4,99,192.05</b>	<b>4,20,748.04</b>	<b>4,22,083.91</b>
<b>(C)(I) Loans in India</b>				
(i) Public Sector	4,54,647.08	4,56,894.28	3,93,225.23	3,94,571.78
(ii) Private Sector	54,723.87	54,678.29	41,786.56	41,775.88
<b>Total (C)(I) - Gross Loans</b>	<b>5,09,370.95</b>	<b>5,11,572.57</b>	<b>4,35,011.79</b>	<b>4,36,347.66</b>
Less: Impairment loss allowance	(12,380.52)	(12,380.52)	(14,263.75)	(14,263.75)
<b>Total (C)(I) - Net Loans</b>	<b>4,96,990.43</b>	<b>4,99,192.05</b>	<b>4,20,748.04</b>	<b>4,22,083.91</b>
<b>(C)(II) Loans outside India</b>	-	-	-	-
Less: Impairment loss allowance	-	-	-	-
<b>Total (C)(II) - Net Loans</b>	<b>-</b>	<b>-</b>	<b>-</b>	<b>-</b>
<b>Total (C)(I) and (C)(II)</b>	<b>4,96,990.43</b>	<b>4,99,192.05</b>	<b>4,20,748.04</b>	<b>4,22,083.91</b>



## 10 Investments

(₹ in Crores)

Particulars	Amortised Cost	At fair value			Sub-total	Others (At Cost)	Total
		Through Other Comprehensive Income	Through profit or loss	Designated at fair value through profit or loss			
	(1)	(2)	(3)	(4)	(5= 1+2+3+4)	(6)	(7= 5+6)
<b>As at 31st March, 2024</b>							
Government Securities	1,624.08	-	-	-	1,624.08	-	1,624.08
Debt Securities	2,144.09	-	1,065.03	-	3,209.12	-	3,209.12
Equity Instruments	-	410.64	76.37	-	487.01	0.10	487.11
Preference Shares	28.72	-	-	-	28.72	-	28.72
Others	-	-	-	-	-	-	-
<b>Total - Gross (A)</b>	<b>3,796.89</b>	<b>410.64</b>	<b>1,141.40</b>	<b>-</b>	<b>5,348.93</b>	<b>0.10</b>	<b>5,349.03</b>
Investments outside India	-	-	-	-	-	-	-
Investments in India	3,796.89	410.64	1,141.40	-	5,348.93	0.10	5,349.03
<b>Total - Gross (B)</b>	<b>3,796.89</b>	<b>410.64</b>	<b>1,141.40</b>	<b>-</b>	<b>5,348.93</b>	<b>0.10</b>	<b>5,349.03</b>
Total Investments	3,796.89	410.64	1,141.40	-	5,348.93	0.10	5,349.03
Less: impairment loss allowance (C)	(28.72)	-	-	-	(28.72)	-	(28.72)
<b>Total - Net (D=A-C)</b>	<b>3,768.17</b>	<b>410.64</b>	<b>1,141.40</b>	<b>-</b>	<b>5,320.21</b>	<b>0.10</b>	<b>5,320.31</b>
<b>As at 31st March, 2023</b>							
Government Securities	1,431.74	-	-	-	1,431.74	-	1,431.74
Debt Securities	734.78	-	562.34	-	1,297.12	-	1,297.12
Equity Instruments	-	381.71	27.31	-	409.02	0.10	409.12
Preference Shares	28.72	-	-	-	28.72	-	28.72
Others	-	-	-	-	-	-	-
<b>Total - Gross (A)</b>	<b>2,195.24</b>	<b>381.71</b>	<b>589.65</b>	<b>-</b>	<b>3,166.60</b>	<b>0.10</b>	<b>3,166.70</b>
Investments outside India	-	-	-	-	-	-	-
Investments in India	2,195.24	381.71	589.65	-	3,166.60	0.10	3,166.70
<b>Total - Gross (B)</b>	<b>2,195.24</b>	<b>381.71</b>	<b>589.65</b>	<b>-</b>	<b>3,166.60</b>	<b>0.10</b>	<b>3,166.70</b>
Total Investments	2,195.24	381.71	589.65	-	3,166.60	0.10	3,166.70
Less: impairment loss allowance (C)	(28.72)	-	-	-	(28.72)	-	(28.72)
<b>Total - Net (D=A-C)</b>	<b>2,166.52</b>	<b>381.71</b>	<b>589.65</b>	<b>-</b>	<b>3,137.88</b>	<b>0.10</b>	<b>3,137.98</b>



11 Other financial assets

The Company has categorised all the components under 'Other Financial Assets' at Amortised Cost in accordance with the requirements of Ind AS 109.

(₹ in Crores)

Particulars	As at 31-03-2024	As at 31-03-2023
(A) Loans to Employees	57.99	44.56
(B) Advances to Employees	0.89	0.49
(C) Loans & Advances to Holding/ Subsidiary	7.47	10.24
(D) Security Deposits	1.44	1.03
(E) Recoverable from Government of India - Towards Gov Fully Serviced Bonds	24,319.40	24,318.29
(F) Other amounts recoverable	104.63	120.39
Less: Impairment Loss allowance	(67.30)	(94.72)
Other Amounts Recoverable (Net)	37.33	25.67
<b>Total (A to F)</b>	<b>24,424.52</b>	<b>24,400.28</b>

12 Current tax assets (net)

(₹ in Crores)

Particulars	As at 31-03-2024	As at 31-03-2023
Advance Income-tax & TDS	289.47	2,946.71
Provision for Income Tax	-	(2,655.88)
<b>Sub-Total</b>	<b>289.47</b>	<b>290.83</b>
Tax Deposited on income tax demands under contest	5.20	5.20
Provision for income tax for demand under contest	(0.25)	(0.25)
<b>Sub-Total</b>	<b>4.95</b>	<b>4.95</b>
<b>Current tax assets (Net)</b>	<b>294.42</b>	<b>295.78</b>

13 Deferred tax assets (net)

(₹ in Crores)

Particulars	As at 31-03-2024	As at 31-03-2023
Deferred Tax Assets (Net)	2,485.46	3,276.99



Particulars	Property, Plant & Equipment									Capital Work-in-Progress	Intangible Assets under Development	Other Intangible Assets
	Freehold Land	Right-of-Use Land	Buildings	Plant & equipment	Furniture & Fixtures	EDP Equipments	Office Equipments	Vehicles	Total	Immovable Property	Computer Software	Computer Software
<b>Gross carrying value</b>												
As at 31.03.2022	110.39	1.59	430.83	19.90	67.41	24.06	23.38	0.40	677.96	6.07	-	14.66
Additions	-	-	26.07	0.20	3.63	5.45	7.76	0.14	43.25	22.69	-	0.01
Borrowings Cost Capitalised	-	-	-	-	-	-	-	-	-	0.03	-	-
Disposals	-	-	-	0.04	3.69	5.53	6.35	-	15.61	26.07	-	-
As at 31.03.2023	110.39	1.59	456.90	20.06	67.35	23.98	24.79	0.54	705.60	2.72	-	14.67
As at 31.03.2023	110.39	1.59	456.90	20.06	67.35	23.98	24.79	0.54	705.60	2.72	-	14.67
Additions	-	-	-	0.39	2.61	8.49	7.89	0.18	19.56	20.34	-	-
Borrowings Cost Capitalised	-	-	-	-	-	-	-	-	-	0.53	-	-
Disposals/ Adjustments	-	-	-	-	3.01	2.85	6.52	0.01	12.39	-	-	0.01
As at 31.03.2024	110.39	1.59	456.90	20.45	66.95	29.62	26.16	0.71	712.77	23.59	-	14.66
<b>Accumulated depreciation/ amortisation</b>												
As at 31.03.2022	-	0.37	13.51	0.95	10.64	16.81	11.64	0.37	54.29	-	-	10.41
Charge for the year	-	0.02	7.10	1.28	6.04	3.52	3.47	0.02	21.45	-	-	2.64
Adjustment for disposals	-	-	-	-	1.28	4.06	3.70	0.01	9.05	-	-	-
As at 31.03.2023	-	0.39	20.61	2.23	15.40	16.27	11.41	0.38	66.69	-	-	13.05
As at 31.03.2023	-	0.39	20.61	2.23	15.40	16.27	11.41	0.38	66.69	-	-	13.05
Charge for the year	-	0.02	7.21	1.29	6.09	4.29	3.68	0.04	22.62	-	-	1.10
Adjustment for disposals	-	-	-	-	1.50	1.85	3.40	-	6.75	-	-	0.01
As at 31.03.2024	-	0.41	27.82	3.52	19.99	18.71	11.69	0.42	82.56	-	-	14.14
<b>Net block as at 31.03.2023</b>	<b>110.39</b>	<b>1.20</b>	<b>436.29</b>	<b>17.83</b>	<b>51.95</b>	<b>7.71</b>	<b>13.38</b>	<b>0.16</b>	<b>638.91</b>	<b>2.72</b>	<b>-</b>	<b>1.62</b>
<b>Net block as at 31.03.2024</b>	<b>110.39</b>	<b>1.18</b>	<b>429.08</b>	<b>16.93</b>	<b>46.96</b>	<b>10.91</b>	<b>14.47</b>	<b>0.29</b>	<b>630.21</b>	<b>23.59</b>	<b>-</b>	<b>0.52</b>





15 Other non-financial assets

(₹ in Crores)

Particulars	As at 31-03-2024	As at 31-03-2023
<b>Unsecured, considered good</b>		
(A) Capital Advances	0.17	7.26
(B) Other Advances	7.97	4.50
(C) Balances with Government Authorities	37.47	26.11
(D) Pre-Spent Corporate Social Responsibility (CSR) Expenses	5.15	7.70
(E) Prepaid Expenses	21.96	13.23
(F) Deferred Employee Benefits	15.81	10.84
(G) Other Assets	0.01	0.01
<b>Total (A to G)</b>	<b>88.54</b>	<b>69.65</b>

16 Assets Classified as Held for Sale

(₹ in Crores)

Particulars	As at 31-03-2024	As at 31-03-2023
Assets Classified as Held for Sale-Building	0.05	0.34
<b>Total</b>	<b>0.05</b>	<b>0.34</b>

Assets held for sale as on 31.03.2024 includes Rs. 0.01 crore under litigation pending the outcome, the asset cannot be re-auctioned (previous year nil).



17 Debt Securities

The Company has categorised all debt securities at amortised cost in accordance with the requirements of Ind AS 109.

(₹ in Crores)

Particulars	As at 31.03.2024		As at 31.03.2023	
	Face Value	Amortised Cost	Face Value	Amortised Cost
<b>(A) Secured Long-Term Debt Securities</b>				
(i) Institutional Bonds	1,955.00	2,052.46	1,955.00	2,029.81
(ii) 54EC Capital Gain Tax Exemption Bonds	41,110.80	42,535.71	35,866.55	37,124.32
(iii) Tax Free Bonds	8,998.71	9,326.50	10,307.08	10,671.07
(iv) Bond Application Money pending allotment	1,245.41	1,244.57	1,720.36	1,719.42
<b>Sub-total (A)</b>	<b>53,309.92</b>	<b>55,159.24</b>	<b>49,848.99</b>	<b>51,544.62</b>
<b>(B) Unsecured Long-Term Debt Securities</b>				
(i) Institutional Bonds	1,72,275.29	1,78,093.90	1,48,262.70	1,52,705.20
(ii) Infrastructure Bonds	3.96	9.32	3.96	8.63
(iii) Foreign Currency Bonds	32,963.75	32,847.46	32,886.78	32,690.54
<b>Sub-total (B)</b>	<b>2,05,243.00</b>	<b>2,10,950.68</b>	<b>1,81,153.44</b>	<b>1,85,404.37</b>
<b>(C) Unsecured Short-Term Debt Securities</b>				
(i) Commercial Paper	-	-	-	-
<b>Sub-total (C)</b>	<b>-</b>	<b>-</b>	<b>-</b>	<b>-</b>
<b>Total - Debt Securities (A+B+C)</b>	<b>2,58,552.92</b>	<b>2,66,109.92</b>	<b>2,31,002.43</b>	<b>2,36,948.99</b>
<b>Debt Securities issued in/ outside India</b>				
(i) Debt Securities in India	2,25,589.17	2,33,262.46	1,98,115.65	2,04,258.45
(ii) Debt Securities outside India	32,963.75	32,847.46	32,886.78	32,690.54
<b>Total - Debt Securities</b>	<b>2,58,552.92</b>	<b>2,66,109.92</b>	<b>2,31,002.43</b>	<b>2,36,948.99</b>

18 Borrowings (Other than Debt Securities)

The Company has categorised all borrowings (other than debt securities) at Amortised Cost in accordance with the requirements of Ind AS 109.

(₹ in Crores)

Particulars	As at 31.03.2024		As at 31.03.2023	
	Principal O/s	Amortised Cost	Principal O/s	Amortised Cost
<b>(A) Unsecured Long-Term Borrowings</b>				
(i) Term Loans from Banks	50,612.28	50,620.49	56,298.20	56,402.09
(ii) Term Loans from Financial Institutions	8,050.00	8,072.29	6,000.00	6,000.64
(iii) Term Loan in Foreign Currency	67,205.64	66,772.38	45,553.26	45,263.52
(iv) Term Loans from Govt. of India (NSSF)	10,000.00	10,325.12	10,000.00	10,325.12
(v) Lease Liability	-	-	0.02	0.02
<b>Sub-total (A)</b>	<b>1,35,867.92</b>	<b>1,35,790.28</b>	<b>1,17,851.48</b>	<b>1,17,991.39</b>
<b>(B) Unsecured Short-Term Borrowings</b>				
(i) FCNR (B) Loans	25,138.67	25,151.29	15,424.22	15,427.63
(ii) Short Term Loans/ Loans repayable on demand from Banks	10,875.94	10,883.04	3,600.00	3,607.52
(iii) Overdrafts/ Cash Credit repayable on demand from Banks	267.44	267.44	87.59	87.59
<b>Sub-total (B)</b>	<b>36,282.05</b>	<b>36,301.77</b>	<b>19,111.81</b>	<b>19,122.74</b>
<b>Total - Borrowings (other than Debt Securities) (A to B)</b>	<b>1,72,149.97</b>	<b>1,72,092.05</b>	<b>1,36,963.29</b>	<b>1,37,114.13</b>
<b>Borrowings (other than Debt Securities) in/ outside India</b>				
(i) Borrowings in India	1,04,944.33	1,05,319.67	91,410.03	91,850.61
(ii) Borrowings outside India	67,205.64	66,772.38	45,553.26	45,263.52
<b>Total - Borrowings (other than Debt Securities)</b>	<b>1,72,149.97</b>	<b>1,72,092.05</b>	<b>1,36,963.29</b>	<b>1,37,114.13</b>



## 19 Subordinated Liabilities

The Company has categorised all subordinated liabilities at amortised cost in accordance with the requirements of Ind AS 109.

(₹ in Crores)

Particulars	As at 31.03.2024		As at 31.03.2023	
	Face Value	Amortised Cost	Face Value	Amortised Cost
(i) <b>115th Series - Subordinate Tier-II Bonds -</b> 8.06% Redeemable at par on 31.05.2023	-	-	2,500.00	2,668.34
(ii) <b>175th Series - Subordinate Tier-II Bonds -</b> 8.97% Redeemable at par on 28.03.2029	2,151.20	2,091.95	2,151.20	2,079.90
(iii) <b>199th Series - Subordinate Tier-II Bonds -</b> 7.96% Redeemable at par on 15.06.2030	1,999.50	2,041.60	1,999.50	2,025.06
(iv) <b>222nd series - Perpetual Tier-I Bonds -</b> 7.98% with call option on 30.04.2033 and on annual anniversary date thereafter	2,000.00	2,145.28	-	-
(v) <b>226th series - Perpetual Tier-I Bonds -</b> 8.03% with call option on 30.09.2033 and on annual anniversary date thereafter	1,090.00	1,133.38	-	-
<b>Total - Subordinated Liabilities</b>	<b>7,240.70</b>	<b>7,412.21</b>	<b>6,650.70</b>	<b>6,773.30</b>
<b>Subordinated Liabilities in/ outside India</b>				
(i) Borrowings in India	7,240.70	7,412.21	6,650.70	6,773.30
(ii) Borrowings outside India	-	-	-	-
<b>Total - Subordinated Liabilities</b>	<b>7,240.70</b>	<b>7,412.21</b>	<b>6,650.70</b>	<b>6,773.30</b>



20 Other Financial Liabilities

(₹ in Crores)

Particulars	As at 31-03-2024	As at 31-03-2023
(A) Unpaid Dividends	1,192.72	6.79
(B) Unpaid Principal & Interest on Bonds		
- Matured Bonds & Interest Accrued thereon	22.42	25.66
- Interest on Bonds	10.52	11.17
Sub-total (B)	32.94	36.83
(C) Advance received towards variation margin	4,638.80	-
(D) Funds Received from Government of India for Disbursement as Subsidy/ Grant (cumulative)	96,282.52	96,263.30
Add: Interest on such funds (net of refund)	3.56	3.12
Less: Disbursed to Beneficiaries (cumulative)	(96,269.71)	(96,238.70)
Undisbursed Funds to be disbursed as Subsidy/ Grant	16.37	27.72
(E) Payables towards Bonds Fully serviced by Government of India	24,382.40	24,318.29
(F) Other Liabilities	1,577.43	784.95
<b>Total (A to F)</b>	<b>31,840.66</b>	<b>25,174.58</b>

21 Current tax liabilities (net)

(₹ in Crores)

Particulars	As at 31-03-2024	As at 31-03-2023
Provision for Income Tax	3,283.85	-
Less: Advance Income-tax & TDS	(3,217.34)	-
<b>Current tax liabilities (Net)</b>	<b>66.51</b>	<b>-</b>

22 Provisions

(₹ in Crores)

Particulars	As at 31-03-2024	As at 31-03-2023
(A) Provisions for Employee Benefits		
Gratuity	0.13	2.68
Earned Leave Liability	33.45	27.49
Medical Leave Liability	21.52	20.61
Settlement Allowance	2.40	1.76
Economic Rehabilitation Scheme	4.92	4.17
Long Service Award	4.51	2.89
Incentive	36.55	33.47
Others	1.07	2.00
Sub-total (A)	104.55	95.07
(B) Others		
Expected Credit Loss on Letters of Comfort	32.02	15.87
Sub-total (B)	32.02	15.87
<b>Total (A+B)</b>	<b>136.57</b>	<b>110.94</b>

23 Other Non-financial Liabilities

(₹ in Crores)

Particulars	As at 31-03-2024	As at 31-03-2023
(A) Sundry Liabilities Account (Funded Interest Capitalisation)	47.80	2.80
(B) Unbilled Liability towards Capital Account	48.38	48.38
(C) Unamortised Fee on Undisbursed Loans	85.38	12.45
(D) Statutory Dues	58.06	34.94
<b>Total (A to D)</b>	<b>239.62</b>	<b>98.57</b>



## 24 Equity Share Capital

(₹ in Crores)

Particulars	As at 31.03.2024		As at 31.03.2023	
	No. of Shares	Amount	No. of Shares	Amount
<b>Authorised :</b> Equity shares of ₹ 10 each	5,00,00,00,000	5,000.00	5,00,00,00,000	5,000.00
<b>Issued, Subscribed and Paid up :</b> Fully paid up Equity shares of ₹ 10 each	2,63,32,24,000	2,633.22	2,63,32,24,000	2,633.22
<b>Total</b>	2,63,32,24,000	2,633.22	2,63,32,24,000	2,633.22

## 25 Instruments entirely equity in nature

(₹ in Crores)

Particulars	As at 31.03.2024		As at 31.03.2023	
	Number	Amount	Number	Amount
Fully paid up Perpetual Debts Instrument entirely equity in nature of ₹ 10 lakhs each	5,584	558.40	5,584	558.40
<b>Total</b>	5,584	558.40	5,584	558.40

## 26 Other Equity

(₹ in Crores)

Particulars:	As at 31.03.2024	As at 31.03.2023
<b>(A) Other Reserves</b>		
(i) Special Reserve created u/s 36(1) (viii) of the Income Tax Act, 1961	28,044.83	24,977.89
(ii) Reserve for Bad and doubtful debts u/s 36(1)(viii) of the Income Tax Act, 1961	687.76	-
(iii) Statutory Reserve u/s 45-1C of Reserve Bank of India Act, 1934	10,828.99	8,025.15
(iv) Securities Premium	1,577.53	1,577.53
(v) Foreign Currency Monetary Item Translation Difference Account	(675.14)	(790.44)
(vi) General Reserve	11,978.44	11,978.44
<b>(B) Retained Earnings</b>	13,363.40	9,930.77
<b>(C) Other Comprehensive Income (OCI)</b>		
- Equity Instruments through Other Comprehensive Income	(57.99)	(101.47)
- Effective Portion of Cash Flow Hedges	(1,846.93)	600.05
- Cost of Hedging reserve	1,690.64	(1,709.87)
<b>Total - Other Equity</b>	<b>65,591.53</b>	<b>54,488.05</b>



## 27 Interest Income

(₹ in Crores)

Particulars	Year ended 31-03-2024			Year ended 31-03-2023		
	On Financial Assets measured at Fair Value through OCI	On Financial Assets measured at Amortised Cost	On Financial Assets measured at Fair Value through Profit or Loss	On Financial Assets measured at Fair Value through OCI	On Financial Assets measured at Amortised Cost	On Financial Assets measured at Fair Value through Profit or Loss
<b>(A) Interest on Loan Assets</b>						
(i) Long term financing	-	42,941.50	-	-	37,679.56	-
(ii) Short term financing	-	2,717.24	-	-	680.35	-
<b>Sub-total (A)</b>	-	45,658.74	-	-	38,359.91	-
<b>(B) Interest Income from Investments</b>						
(i) Interest from Long Term Investments	-	187.89	69.16	-	152.68	31.69
<b>Sub-total (B)</b>	-	187.89	69.16	-	152.68	31.69
<b>(C) Interest on Deposits with Banks</b>						
(i) Interest from Deposits	-	315.22	-	-	111.28	-
<b>Sub-total (C)</b>	-	315.22	-	-	111.28	-
<b>(D) Other Interest Income</b>						
(i) Interest on Delayed Payments by Borrowers	-	173.80	-	-	176.76	-
(ii) Interest from Staff Advances	-	5.06	-	-	3.65	-
(iii) Interest on Mobilisation Advance	-	0.24	-	-	0.27	-
<b>Sub-total (D)</b>	-	179.10	-	-	180.68	-
<b>Total - Interest Income (A to D)</b>	-	46,340.95	69.16	-	38,804.55	31.69

## 28 Dividend Income

(₹ in Crores)

Particulars	Year ended 31-03-2024	Year ended 31-03-2023
- Dividend from Subsidiary Company	23.40	27.45
- Dividend from Other Investments	2.28	11.89
<b>Total - Dividend Income</b>	25.68	39.34

## 29 Fees and Commission Income

(₹ in Crores)

Particulars	Year ended 31-03-2024	Year ended 31-03-2023
Fees based Income	70.80	117.80
Prepayment Premium	50.74	47.16
Fee/ Other Income for Implementation of Government Schemes	114.49	122.21
<b>Total - Fees and Commission Income</b>	236.03	287.17

## 30 Other Income

(₹ in Crores)

Particulars	Year ended 31-03-2024	Year ended 31-03-2023
Net gain/ (loss) on disposal of assets classified as held for sale	1.32	4.08
Rental Income	17.85	17.16
Liabilities/Provision Written Back	21.69	-
Fees from Training Courses	12.33	7.73
Miscellaneous Income	14.66	15.70
<b>Total - Other Income</b>	67.85	44.67



**31 Finance Costs**

Finance Costs have been incurred on financial liabilities measured at amortised cost.

(₹ in Crores)

Particulars	Year ended 31-03-2024	Year ended 31-03-2023
<b>(i) Interest on Borrowings</b>		
- Loans from Government of India (NSSF)	822.50	822.50
- Loans from Banks/ Financial Institutions	5,461.62	3,934.76
- External Commercial Borrowings	4,774.11	1,881.41
<b>Sub-Total (i)</b>	<b>11,058.23</b>	<b>6,638.67</b>
<b>(ii) Interest on Debt Securities</b>		
- Domestic Debt Securities	15,090.00	13,316.68
- Foreign Currency Debt Securities	1,553.60	1,442.43
- Commercial Paper	135.64	-
<b>Sub-Total (ii)</b>	<b>16,779.24</b>	<b>14,759.11</b>
<b>(iii) Interest on Subordinated Liabilities</b>		
- Subordinate Bonds	631.89	551.65
<b>Sub-Total (iii)</b>	<b>631.89</b>	<b>551.65</b>
<b>(iv) Other Interest Expense</b>		
- Swap Premium	1,368.64	1,784.82
- Interest on Variation Margin	114.70	-
- Interest on Advance Income Tax	1.94	-
- Interest on liability towards employee benefits	(4.84)	3.44
<b>Sub-Total (iv)</b>	<b>1,480.44</b>	<b>1,788.26</b>
<b>Total - Finance Costs</b>	<b>29,949.80</b>	<b>23,737.69</b>
Less: Finance Costs Capitalised	(0.53)	(0.03)
<b>Total - Finance Costs (Net)</b>	<b>29,949.27</b>	<b>23,737.66</b>

**32 Net translation/ transaction exchange loss/ (gain)**

(₹ in Crores)

Particulars	Year ended 31-03-2024	Year ended 31-03-2023
Net translation/ transaction exchange loss/ (gain)	166.57	1,114.04
<b>Total</b>	<b>166.57</b>	<b>1,114.04</b>

The figures above include amortisation of net translation/ transaction exchange loss/ (gain) on Long Term Foreign Currency Monetary Items recognised in the financial statements before 1st April 2018 amounting to ₹ 201.03 crores (Previous year ₹ 251.88 crores).

**33 Fees and commission expense**

(₹ in Crores)

Particulars	Year ended 31-03-2024	Year ended 31-03-2023
(i) Guarantee Fee	1.71	2.92
(ii) Listing and Trusteeship Fee	0.06	0.05
(iii) Agency Fees	1.42	1.76
(iv) Credit Rating Expenses	4.08	3.55
(v) Other Finance Charges	16.99	8.01
<b>Total (i to v)</b>	<b>24.26</b>	<b>16.29</b>

**34 Net Gain/ (loss) on Fair Value Changes**

(₹ in Crores)

Particulars	Year ended 31-03-2024	Year ended 31-03-2023
<b>(A) Net gain/ (loss) on financial instruments at Fair Value through profit or loss</b>		
(i) On trading Portfolio	-	-
(ii) Others		
- Changes in fair value of Derivatives	425.55	69.21
- Changes in fair value of Long Term Investments	46.33	(25.45)
- Changes in fair value of Short-term MF investments	2.60	1.55
<b>Sub-total (ii)</b>	<b>474.48</b>	<b>45.31</b>
<b>Total (A)</b>	<b>474.48</b>	<b>45.31</b>
<b>Breakup of Fair Value Changes</b>		
- Realised	(217.04)	336.35
- Unrealised	691.52	(291.04)
<b>Total Net Gain/ (loss) on Fair Value Changes</b>	<b>474.48</b>	<b>45.31</b>



35 Impairment on financial instruments

(₹ in Crores)

Particulars	Year ended 31-03-2024		Year ended 31-03-2023	
	On financial instruments	On financial instruments	On financial instruments	On financial instruments
(i) - Loans *	-	(1,367.07)	-	105.14
(ii) - Others	-	8.68	-	9.77
<b>Total (i+ii)</b>	-	<b>(1,358.39)</b>	-	<b>114.91</b>

\* includes ₹ 16.14 crores (Previous year ₹ -5.03 crores) towards impairment allowance on Letter of Comfort.

36 Employee Benefits Expense

(₹ in Crores)

Particulars	Year ended 31-03-2024	Year ended 31-03-2023
- Salaries and Allowances*	132.59	136.33
- Contribution to Provident and Other Funds	32.44	8.20
- Rent towards Residential Accomodation for Employees	6.65	5.31
- Staff Welfare Expenses	42.16	31.79
<b>Total</b>	<b>213.84</b>	<b>181.63</b>

\* includes NIL (previous year ₹20.54 crores) incurred in compliance of order of Ministry of Power regarding regularisation of earlier adopted Pay Scales 1997 in respect of below Board Level Executives at par with other CPSEs.

37 Depreciation and amortization

(₹ in Crores)

Particulars	Year ended 31-03-2024	Year ended 31-03-2023
- Depreciation on Property, Plant & Equipment	22.62	21.45
- Amortization on Intangible Assets	1.10	2.64
<b>Total</b>	<b>23.72</b>	<b>24.09</b>

38 Corporate Social Responsibility Expenses

(₹ in Crores)

Particulars	Year ended 31-03-2024	Year ended 31-03-2023
-Direct Expenditure	241.77	197.01
- Overheads	8.09	5.64
<b>Total</b>	<b>249.86</b>	<b>202.65</b>

39 Other Expenses

(₹ in Crores)

Particulars	Year ended 31-03-2024	Year ended 31-03-2023
- Travelling and Conveyance	20.51	15.61
- Publicity & Promotion Expenses	31.74	9.87
- Repairs and Maintenance	23.40	21.07
- Rent, taxes and energy costs	5.57	5.80
- Insurance Charges	0.16	0.15
- Communication costs	2.32	2.33
- Printing & stationery	1.62	1.11
- Director's sitting fees	0.49	0.42
- Auditors' fees and expenses	1.76	1.55
- Legal & Professional Charges	11.64	13.62
- Net Loss on Disposal of Property, Plant & Equipment	5.56	6.64
- Training And Conference Expense	13.76	10.80
- Government Scheme Monitoring Expenses	11.88	9.60
- Other Expenditure	33.97	24.12
<b>Total</b>	<b>164.38</b>	<b>122.69</b>





## 40 Tax Expense

(₹ in Crores)

Particulars	Year ended 31-03-2024	Year ended 31-03-2023
- Current tax expense	3,293.00	2,668.58
- Current tax expense/ (benefit) pertaining to earlier years	2.09	(147.29)
<b>Sub-total - Current Tax</b>	<b>3,295.09</b>	<b>2,521.29</b>
- Deferred tax expense/ (credit)	466.34	162.84
<b>Total</b>	<b>3,761.43</b>	<b>2,684.13</b>

## 41 Earnings per Share

Particulars	Year ended 31-03-2024	Year ended 31-03-2023
<b>Numerator</b>		
Profit for the year from continuing operations as per Statement of Profit and Loss (₹ in Crores)*	13,985.91	11,021.34
Profit for the year from discontinued operations as per Statement of Profit and Loss (₹ in Crores)*	-	-
Profit for the year from continuing and discontinued operations as per Statement of Profit and Loss (₹ in Crores)*	13,985.91	11,021.34
<b>Denominator</b>		
Weighted average Number of equity shares	2,63,32,24,000	2,63,32,24,000
Basic & Diluted Earnings per Share (in ₹ for an equity share of ₹ 10 each) (for continuing operations)	53.11	41.85
Basic & Diluted Earnings per Share (in ₹ for an equity share of ₹ 10 each) (for discontinued operations)	-	-
Basic & Diluted Earnings per Share (in ₹ for an equity share of ₹ 10 each) (for continuing and discontinued operations)	53.11	41.85

\* The profit denotes Profit after Tax less coupon expenses (net of taxes) of ₹ 33.30 crores (Previous period ₹ 33.30 crores) on Perpetual Debt Instruments entirely equity in nature.



**KAILASH CHAND JAIN & CO.**  
Chartered Accountants  
819, Laxmi Deep Building,  
Laxmi Nagar District Centre,  
New Delhi-110092

**SCV & CO. LLP.**  
Chartered Accountants  
B-41, Panchsheel Enclave,  
New Delhi- 110017

---

**Independent Audit Report on Special Purpose Consolidated Ind AS Financial Statements for the  
year ended 31<sup>st</sup> March 2024 of REC Limited**

To,  
The Board of Directors,  
REC Limited  
Core-IV, SCOPE Complex,  
7, Lodhi Road,  
New Delhi – 110003

We have audited the accompanying Special Purpose Consolidated Ind AS Financial Statements of REC Limited (the "Company") and its subsidiary (the company and its subsidiary together referred to as the "Group") which comprise the Consolidated Balance Sheet as at 31<sup>st</sup> March 2024, Statement of Consolidated Profit and Loss (including the Statement of Other Comprehensive Income), the Consolidated Statement of Changes in Equity and the Consolidated Statement of Cash Flows for the year then ended and a summary of material accounting policies (together hereinafter referred as "Special Purpose Consolidated Ind AS Financial Statements").

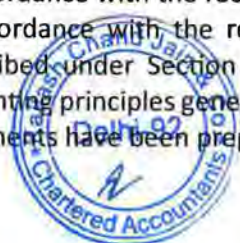
In our opinion and to the best of our information and according to the explanations given to us, the aforesaid special purpose consolidated Ind AS financial statements give the information required by the Companies Act, 2013, (the "Act") in the manner so required and give a true & fair view in conformity with the accounting principles generally accepted in India, of the state of the affairs of the Company as at 31<sup>st</sup> March 2024, and its Profit (including other comprehensive income), changes in equity and cash flow for the year ended on that date.

#### **Basis for Opinion**

We conducted our audit in accordance with the Standards on Auditing ("SAs") specified under section 143 (10) of the Act. We are independent of the Company, in accordance with the Code of Ethics issued by the Institute of Chartered Accountants of India together with the ethical requirements that are relevant to our audit of the Special Purpose Consolidated Ind AS financial statements under the provisions of the Act and the Rules thereunder, and we have fulfilled our other ethical responsibilities in accordance with these requirements and the Code of Ethics. We believe that the audit evidence we have obtained is sufficient and appropriate to provide a basis for our opinion.

#### **Management's Responsibility for the Special Purpose Consolidated Ind AS Financial Statements**

These Special Purpose Consolidated Ind AS Financial Statements, which is the responsibility of the Company's Management and approved by the Board of Directors of the Company, has been prepared in accordance with the recognition and measurement principles laid down in in all material respects, in accordance with the recognition and measurement principles of Indian Accounting Standards prescribed under Section 133 of the Act read with relevant rules issued thereunder and other accounting principles generally accepted in India. These Special Purpose Consolidated Ind AS Financial Statements have been prepared solely for the purpose of inclusion of financial information in respect



of fund-raising programmes of the Company and its Holding Company ("Power Finance Corporation Limited").

#### Other Matters

We did not audit the financial statement of the subsidiary included in the Special Purpose Consolidated Ind AS Financial Statements, whose financial reflect total revenue of ₹ 357.82 crores, total net profit after tax of ₹ 149.64 crores and total comprehensive income of ₹ 149.64 crores for the year ended 31<sup>st</sup> March 2024 and cash flows (net) of ₹ 206.80 crores for the year ended 31<sup>st</sup> March 2024, as considered in the Special Purpose Consolidated Ind AS Financial Statements. These financial statements have been audited by other auditor whose report has been furnished to us by the Management and our conclusion on the Statement, in so far as it relates to the amounts and disclosures included in respect of the subsidiary is based solely on the report of the other auditor and the procedures performed by us as.

Our opinion on the Special Purpose Consolidated Ind AS Financial Statements is not modified in respect of this matter.

We did not audit the consolidated Ind AS financial statements of the Company for the financial year ended 31<sup>st</sup> March 2023. These consolidated Ind AS financial statements have been audited by other firms of Chartered Accountants who vide their report dated 17<sup>th</sup> May 2023 expressed an unmodified opinion on the consolidated financial results of the Company for the year ended 31<sup>st</sup> March 2023.

Our opinion on the Special Purpose Consolidated Ind AS Financial Statements is not modified in respect of this matter.

#### Restriction on Use

This report is intended solely for the use of the Company for the purpose of inclusion of financial information in respect of fund-raising programmes of the Company and its Holding Company thereto and should not be used by any other person or for any other purpose. We do not accept or assume any liability or duty of care for any other purpose or to any other person to whom this report is shown or into whose hands it may come without our prior consent in writing.

For M/s Kailash Chand Jain & Co.  
Chartered Accountants,  
ICAI Firm Registration: 112318W

For M/s SCV & Co. LLP.  
Chartered Accountants,  
ICAI Firm Registration: 000235N/N500089



Name - Saurabh Chouhan  
Designation: Partner  
Membership Number: 167453

UDIN: 24167453BKBFUD1219

Date: 30<sup>th</sup> April 2024  
Place: Mumbai



Name - Abhinav Khosla  
Designation: Partner  
Membership Number: 087010

UDIN: 24087010BKBODQ9501

REC Limited

Registered Office - Core-4, SCOPE Complex, 7, Lodhi Road, New Delhi - 110003, CIN: L40101DL1969GOI005095

Consolidated Balance Sheet as at 31st March, 2024

(₹ in Crores)

S. No.	Particulars	Note No.	As at	
			31-03-2024	31-03-2023
	<b>ASSETS</b>			
(1)	<b>Financial Assets</b>			
(a)	Cash and cash equivalents	6	262.75	48.70
(b)	Bank balances other than (a) above	7	2,699.75	2,346.91
(c)	Trade receivables	8	153.82	113.00
(d)	Derivative financial instruments	9	12,482.02	8,981.61
(e)	Loans	10	4,99,192.05	4,22,083.91
(f)	Investments	11	5,352.32	3,170.00
(g)	Other financial assets	12	24,445.42	24,422.54
	<b>Total - Financial Assets (1)</b>		<b>5,44,588.13</b>	<b>4,61,166.67</b>
(2)	<b>Non-Financial Assets</b>			
(a)	Current tax assets (net)	13	309.68	305.95
(b)	Deferred tax assets (net)	14	2,500.96	3,307.56
(c)	Property, Plant & Equipment	15	630.98	639.17
(d)	Capital Work-in-Progress	15	23.59	2.72
(e)	Other Intangible Assets	15	0.52	1.63
(f)	Other non-financial assets	16	117.03	74.40
	<b>Total - Non-Financial Assets (2)</b>		<b>3,582.76</b>	<b>4,331.43</b>
(3)	Assets classified as held for sale	17	20.20	4.65
	<b>Total ASSETS (1+2+3)</b>		<b>5,48,191.09</b>	<b>4,65,502.75</b>
	<b>LIABILITIES AND EQUITY</b>			
	<b>LIABILITIES</b>			
(1)	<b>Financial Liabilities</b>			
(a)	Derivative financial instruments	9	759.70	976.95
(b)	Trade Payables			
	(i) total outstanding dues of MSMEs	18	-	-
	(ii) total outstanding dues of creditors other than MSMEs	18	90.51	41.68
(c)	Debt Securities	19	2,66,063.24	2,36,902.33
(d)	Borrowings (other than debt securities)	20	1,72,092.05	1,37,114.13
(e)	Subordinated Liabilities	21	7,412.21	6,773.30
(f)	Other financial liabilities	22	31,959.49	25,345.11
	<b>Total - Financial Liabilities (1)</b>		<b>4,78,377.20</b>	<b>4,07,153.50</b>
(2)	<b>Non-Financial Liabilities</b>			
(a)	Current tax liabilities (net)	23	66.51	10.65
(b)	Provisions	24	137.34	111.62
(c)	Other non-financial liabilities	25	259.79	106.45
	<b>Total - Non-Financial Liabilities (2)</b>		<b>463.64</b>	<b>228.72</b>
(3)	Liabilities directly associated with assets classified as held for sale	17	-	0.02
(4)	<b>EQUITY</b>			
(a)	Equity Share Capital	26	2,633.22	2,633.22
(b)	Instruments Entirely Equity In Nature	27	558.40	558.40
(c)	Other equity	28	66,158.63	54,928.89
	<b>Total - Equity (4)</b>		<b>69,350.25</b>	<b>58,120.51</b>
	<b>Total - LIABILITIES AND EQUITY (1+2+3+4)</b>		<b>5,48,191.09</b>	<b>4,65,502.75</b>
	Company Overview and Material Accounting Policies	1 to 5		

Place: Mumbai  
Date: 30th April 2024



Vivek Kumar Dewangan  
Chairman & Managing Director  
DIN - 01377212

**REC Limited**

Registered Office - Core-4, SCOPE Complex, 7, Lodhi Road, New Delhi - 110003, CIN: L40101DL1969GOI005095

**Consolidated Statement of Profit and Loss for the year ended 31st March 2024**

(₹ in Crores)

S. No.	Particulars	Note No.	Year ended	Year ended
			31-03-2024	31-03-2023
	<b>Revenue from Operations</b>			
(i)	Interest Income	29	46,431.44	38,846.34
(ii)	Dividend Income	30	2.28	11.89
(iii)	Fees and Commission Income	31	236.03	287.17
(iv)	Net gain/ (loss) on fair value changes	37	474.48	45.31
(v)	Sale of services	32	360.52	287.55
<b>I.</b>	<b>Total Revenue from Operations (i to v)</b>		<b>47,504.75</b>	<b>39,478.26</b>
<b>II.</b>	<b>Other Income</b>	33	66.48	41.90
<b>III.</b>	<b>Total Income (I+II)</b>		<b>47,571.23</b>	<b>39,520.16</b>
	<b>Expenses</b>			
(i)	Finance Costs	34	29,947.74	23,733.33
(ii)	Net translation/ transaction exchange loss	35	166.57	1,114.04
(iii)	Fees and commission Expense	36	24.26	16.29
(iv)	Impairment on financial instruments	38	(1379.58)	142.17
(v)	Cost of services rendered	39	168.06	54.06
(vi)	Employee Benefits Expenses	40	238.03	204.10
(vii)	Depreciation and amortization	41	23.99	24.26
(viii)	Corporate Social Responsibility Expenses	42	251.78	203.91
(ix)	Other Expenses	43	170.44	130.33
<b>IV.</b>	<b>Total Expenses (i to ix)</b>		<b>29,611.29</b>	<b>25,622.49</b>
<b>V.</b>	<b>Profit before Tax (III-IV)</b>		<b>17,959.94</b>	<b>13,897.67</b>
<b>VI.</b>	<b>Tax Expense</b>	44		
(i)	<b>Current Tax</b>			
	- Current Year		3,329.10	2,720.50
	- Earlier Years		3.97	(147.45)
(ii)	<b>Deferred Tax</b>		481.41	157.64
	<b>Total Tax Expense (i+ii)</b>		<b>3,814.48</b>	<b>2,730.69</b>
<b>VII.</b>	<b>Profit for the period (V-VI)</b>		<b>14,145.46</b>	<b>11,166.98</b>
<b>VIII.</b>	<b>Other comprehensive Income/(Loss)</b>			
(i)	<b>Items that will not be reclassified to profit or loss</b>			
(a)	Re-measurement gains/(losses) on defined benefit plans		(0.99)	(5.99)
	- Tax impact on above		0.25	1.51
(b)	Changes in Fair Value of FVOCI Equity Instruments		96.34	(58.16)
	- Tax impact on above		(4.86)	(0.32)
	<b>Sub-Total (i)</b>		<b>90.74</b>	<b>(62.96)</b>
(ii)	<b>Items that will be reclassified to profit or loss</b>			
(a)	Effective Portion of Cash Flow Hedges		(3269.97)	542.33
	- Tax impact on above		822.99	(136.49)
(b)	Cost of hedging reserve		4,544.19	(1755.82)
	- Tax impact on above		(1143.68)	441.90
(c)	Income tax relating to these items			
	<b>Sub-Total (ii)</b>		<b>953.53</b>	<b>(908.08)</b>
	<b>Other comprehensive Income/(Loss) for the period (i+ii)</b>		<b>1,044.27</b>	<b>(971.04)</b>
<b>IX.</b>	<b>Total comprehensive Income for the period (VII+VIII)</b>		<b>15,189.73</b>	<b>10,195.94</b>
<b>X.</b>	<b>Basic &amp; Diluted Earnings per Equity Share of ₹ 10 each (in ₹)</b>	45		
(1)	For continuing operations		53.59	42.28
(2)	For discontinued operations		-	-
(3)	For continuing and discontinued operations		53.59	42.28
	<b>Company Overview and Material Accounting Policies</b>	1 to 5		

Place: Mumbai  
Date: 30th April 2024



Vivek Kumar Dewangan  
Chairman & Managing Director  
DIN - 01377212

**REC Limited**

Registered Office - Core-4, SCOPE Complex, 7, Lodhi Road, New Delhi - 110003, CIN: L40101DL1969GOI005095

**Consolidated Statement of Cash Flows for the year ended 31st March 2024**

(₹ in Crores)

PARTICULARS	Year ended 31-03-2024	Year ended 31-03-2023
<b>A. Cash Flow from Operating Activities :</b>		
Net Profit before Tax	17,959.94	13,897.67
Adjustments for:		
1. Loss/ (Gain) on derecognition of Property, Plant and Equipment (net)	5.58	6.65
2. Loss/ (Gain) on derecognition of Assets held for sale (net)	(1.32)	(4.08)
3. Depreciation & Amortization	23.99	24.26
4. Impairment allowance on Assets Classified as Held for Sale	(0.09)	0.03
5. Impairment losses on Financial Instruments	(1,379.58)	142.17
6. Loss/ (Gain) on Fair Value Changes (net)	(471.88)	(43.76)
7. Effective Interest Rate (EIR) in respect of Loan Assets and Borrowings	(34.51)	(15.58)
8. Interest on Commercial Paper	135.64	-
9. Unrealised Foreign Exchange Translation Loss/ (Gain)	(993.07)	963.93
10. Interest on Investments	(42.65)	(39.53)
<b>Operating profit before Changes in Operating Assets &amp; Liabilities</b>	<b>15,202.05</b>	<b>14,931.76</b>
<b>Inflow / (Outflow) on account of :</b>		
1. Loan Assets	(75,017.32)	(50,424.82)
2. Derivatives	(343.67)	790.33
3. Other Financial and Non- Financial Assets	(1,495.79)	125.99
4. Other Financial and Non- Financial Liabilities & Provisions	7,203.83	(108.70)
<b>Cash flow from Operations</b>	<b>(54,450.90)</b>	<b>(34,685.44)</b>
1. Income Tax Paid (including TDS)	(3,271.76)	(2,774.13)
2. Income Tax refund	-	99.79
<b>Net Cash Flow from Operating Activities</b>	<b>(57,722.65)</b>	<b>(37,359.77)</b>
<b>B. Cash Flow from Investing Activities</b>		
1. Sale of Property, Plant & Equipment	0.11	0.02
2. Sale of assets held for sale	1.61	4.60
3. Investment in Property, Plant & Equipment (incl. CWIP & Capital Advances)	(33.63)	(17.67)
4. Investment in Intangible Assets (including intangible assets under development & Capital Advances)	-	(0.01)
5. Finance Costs Capitalised	(0.53)	(0.03)
6. Sale/ (Investment) in Equity Shares	67.39	10.13
7. Redemption/ (Investment) in High Quality Liquid Assets (HQLAs) (net)	(997.94)	(457.82)
8. Redemption/ (Investment) in Debt Securities other than HQLAs (net)	(912.98)	(343.44)
9. Sale/(Investment) of/in shares of associate companies (Net)	(15.75)	(0.82)
10. Maturity/(Investment) of/in Corporate and Term deposits	60.75	(137.91)
<b>Net Cash Flow from Investing Activities</b>	<b>(1830.96)</b>	<b>(942.95)</b>
<b>C. Cash Flow from Financing Activities</b>		
1. Issue/ (Redemption) of Rupee Debt Securities (net)	27,473.52	14,835.97
2. Issue/ (Redemption) of Commercial Paper (net)	(135.64)	-
3. Raising/ (Repayments) of Rupee Term Loans/ WCDL from Banks/ FIs (net)	3,640.02	14,808.94
4. Raising/ (Repayments) of Foreign Currency Debt Securities and Borrowings (net)	30,921.49	11,643.52
5. Expenses on issue of Bonus Equity Shares	-	(0.71)
6. Raising/ (Redemption) of Subordinated Liabilities (net)	590.00	-
7. Coupon payment on Perpetual Debt Instruments entirely equity in nature	(44.50)	(44.50)
8. Payment of Dividend on Equity Shares	(2,857.05)	(3,120.37)
9. Repayment towards Lease Liability	(0.02)	(0.01)
<b>Net Cash flow from Financing Activities</b>	<b>59,587.82</b>	<b>38,122.84</b>
<b>Net Increase/Decrease in Cash &amp; Cash Equivalents</b>	<b>34.20</b>	<b>(179.68)</b>
Cash & Cash Equivalents as at the beginning of the Year	(38.89)	140.99
Cash & Cash Equivalents as at the end of the Year	(4.69)	(38.89)

During the year, the Group has received Dividend of ₹ 2.28 crore (previous year ₹ 11.89 crore). Further, during the year, the Group has paid an amount of ₹ 249.42 crore (previous year ₹ 211.13 crore) towards Corporate Social Responsibility.

Place: Mumbai  
Date: 30th April 2024



Vivek Kumar Dewangan  
Chairman & Managing Director  
DIN - 01377212

REC Limited

Registered Office - Core-4, SCOPE Complex, 7, Lodhi Road, New Delhi - 110003, CIN: L40101DL1969GOI005095

Consolidated Statement of Changes in Equity for the year ended 31st March 2024

A Equity share capital

Particulars	As at 31-03-2024	As at 31-03-2023
Balance at the beginning of the period	2,633.22	1,974.92
Changes in equity share capital during the period*	-	658.30
Balance at the end of the period	2,633.22	2,633.22

\* During the previous period, the Company has issued 65,83,06,000 equity shares of ₹ 10 each as fully paid-up bonus shares in the ratio of 1 (One) equity share for every 3 (Three) equity share outstanding on the record date i.e. 18th August 2022.

B Instruments entirely equity in nature

Particulars	As at 31-03-2024	As at 31-03-2023
Balance at the beginning of the period	558.40	558.40
Changes in instruments entirely equity in nature during the period	-	-
Balance at the end of the period	558.40	558.40

C Other Equity

Particulars	Reserves & Surplus								Share of Other Comprehensive Income/ (loss) of Joint Venture accounted for using equity method	FVOCI-Equity Instruments	Effective Portion of Cash Flow Hedges	Costs of Hedging reserve	Total
	Special Reserve created u/s 36(1) (viii) of the Income Tax Act, 1961	Reserve for Bad and doubtful debts u/s 36(1)(viia) of the Income Tax Act, 1961	Statutory Reserve u/s 45-IC of Reserve Bank of India Act, 1934	Securities Premium Account	Foreign Currency Monetary Item Translation Difference Account	General Reserve	Impairment Reserve	Retained Earnings					
Balance as at 31st March 2022	22,302.93	196.82	5,814.00	2,236.54	(555.29)	11,839.45	-	7,186.05	-	(37.98)	194.21	(395.95)	48,780.78
Profit for the year	-	-	-	-	-	-	-	11,166.98	-	-	-	-	11,166.98
Remeasurement of Defined Benefit Plans	-	-	-	-	-	-	-	(4.48)	-	-	-	-	(4.48)
Recognition through Other Comprehensive Income (net of taxes)	-	-	-	-	-	-	-	-	-	(58.48)	405.84	(1,313.92)	(966.56)
<b>Total Comprehensive Income for the year</b>	-	-	-	-	-	-	-	<b>11,162.50</b>	-	<b>(58.48)</b>	<b>405.84</b>	<b>(1,313.92)</b>	<b>10,195.94</b>
Transferred to/ (from) Retained Earnings	2,674.96	-	2,211.15	-	-	-	-	(4,886.11)	-	-	-	-	-
Transferred to General Reserve	-	(196.82)	-	-	-	196.82	-	-	-	-	-	-	-
Reclassification of gain/ (loss) on sale/ extinguishment of FVOCI equity instrument (net of taxes)	-	-	-	-	-	-	-	5.01	-	(5.01)	-	-	-
Foreign Currency Translation Loss on long term monetary items during the year	-	-	-	-	(487.03)	-	-	-	-	-	-	-	(487.03)
Amortisation during the year	-	-	-	-	-	-	-	251.88	-	-	-	-	251.88
Coupon payment on Instrument Entirely Equity in Nature (Perpetual Debt Instruments) (Net of Taxes)	-	-	-	-	-	-	-	-	-	-	-	-	(33.30)
<b>Sub-Total</b>	<b>2,674.96</b>	<b>(196.82)</b>	<b>2,211.15</b>	<b>-</b>	<b>(235.15)</b>	<b>196.82</b>	<b>-</b>	<b>(3,914.80)</b>	<b>-</b>	<b>(5.01)</b>	<b>-</b>	<b>-</b>	<b>(268.45)</b>
Utilised for issue of Bonus Equity Shares	-	-	-	(658.30)	-	-	-	-	-	-	-	-	(658.30)
Expenses incurred on issue of Bonus Equity Shares	-	-	-	(0.71)	-	-	-	-	-	-	-	-	(0.71)
Dividends	-	-	-	-	-	-	-	(3,120.37)	-	-	-	-	(3,120.37)
<b>Sub-total- Transaction with owners</b>	<b>-</b>	<b>-</b>	<b>-</b>	<b>(659.01)</b>	<b>-</b>	<b>-</b>	<b>-</b>	<b>(3,120.37)</b>	<b>-</b>	<b>-</b>	<b>-</b>	<b>-</b>	<b>(3,779.38)</b>
Balance as at 31st March 2023	24,977.89	-	8,025.15	1,577.53	(790.44)	12,036.27	-	10,313.78	-	(101.47)	600.05	(1,709.87)	54,928.89

(₹ in Crores)

Particulars	Reserves & Surplus								Share of Other Comprehensive Income/ (loss) of Joint Venture accounted for using equity method	FVOCI-Equity Instruments	Effective Portion of Cash Flow Hedges	Costs of Hedging reserve	Total
	Special Reserve created u/s 36(1) (viii) of the Income Tax Act, 1961	Reserve for Bad and doubtful debts u/s 36(1)(viia) of the Income Tax Act, 1961	Statutory Reserve u/s 45-IC of Reserve Bank of India Act, 1934	Securities Premium Account	Foreign Currency Monetary Item Translation Difference Account	General Reserve	Impairment Reserve	Retained Earnings					
Balance as at 31st March 2023	24,977.89	-	8,025.15	1,577.53	(790.44)	12,036.27	-	10,313.78	-	(101.47)	600.05	(1,709.87)	54,928.89
Profit for the year	-	-	-	-	-	-	-	14,145.46	-	-	-	-	14,145.46
Remeasurement of Defined Benefit Plans	-	-	-	-	-	-	-	(0.74)	-	-	-	-	(0.74)
Recognition through Other Comprehensive Income (net of taxes)	-	-	-	-	-	-	-	-	-	91.48	(2,446.98)	3,400.51	1,045.01
<b>Total Comprehensive Income for the year</b>	-	-	-	-	-	-	-	14,144.72	-	91.48	(2,446.98)	3,400.51	15,189.73
Transferred to/ (from) Retained Earnings	3,066.94	687.76	2,803.84	-	-	-	-	(6,558.54)	-	-	-	-	-
Reclassification of gain/ (loss) on sale/ extinguishment of FVOCI equity instrument (net of taxes)	-	-	-	-	-	-	-	48.00	-	(48.00)	-	-	-
Foreign Currency Translation Loss on long term monetary items during the year	-	-	-	-	(85.73)	-	-	-	-	-	-	-	(85.73)
Amortisation during the year	-	-	-	-	201.03	-	-	-	-	-	-	-	201.03
Coupon payment on Instrument Entirely Equity in Nature (Perpetual Debt Instruments) (Net of Taxes)	-	-	-	-	-	-	-	(33.30)	-	-	-	-	(33.30)
<b>Sub-total</b>	3,066.94	687.76	2,803.84	-	115.30	-	-	(6,543.84)	-	(48.00)	-	-	82.00
Dividends	-	-	-	-	-	-	-	(4,042.00)	-	-	-	-	(4,042.00)
<b>Sub-Total- Transaction with owners</b>	-	-	-	-	-	-	-	(4,042.00)	-	-	-	-	(4,042.00)
Balance as at 31st March 2024	28,044.83	687.76	10,828.99	1,577.53	(675.14)	12,036.27	-	13,872.66	-	(57.99)	(1,846.93)	1,690.64	66,158.63

Place: Mumbai  
Date: 30th April 2024



  
Vivek Kumar Dewangan  
Chairman & Managing Director  
DIN - 01377212



**REC Limited**

**Registered Office - Core-4, SCOPE Complex, 7, Lodhi Road, New Delhi – 110003**

**CIN: L40101DL1969GOI005095**

## Notes to Accounts

### 1. Company Overview

REC Limited ("REC" or the "Company" or the "holding company") was incorporated in the year 1969. The Company is domiciled in India and is limited by shares, having its registered office and principal place of business at Core-4, SCOPE Complex, 7, Lodhi Road, New Delhi-110003, India. The books of accounts are maintained at the Corporate Office situated at Plot no. I-4, Sector-29, Gurugram, Haryana, in addition to the registered office of the Company. The Company has offices spread across the country, mainly in the State Capitals and one training centre at Hyderabad.

The Company is a Government of India Enterprise engaged in extending financial assistance across the power sector value chain and is a Systemically Important (Non-Deposit Accepting or Holding) Non-Banking Finance Company (NBFC) registered with Reserve Bank of India (RBI). Being an NBFC, the company is regulated by Reserve Bank of India.

The company has been accorded with the status of a 'Maharatna' Central Public Sector Enterprise by the Department of Public Enterprises, under the Ministry of Finance.

REC is a leading Infrastructure Finance Company in India and the principal products of REC are interest-bearing loans to State Electricity Boards, State Power utilities/State Power Departments and Private sector for all segments of Power infrastructure. During FY 2022-23, REC has also diversified into the Non-Power Infrastructure sector comprising Roads & Expressways, Metro Rail, Airports, IT Communication, Social and Commercial Infrastructure (Educational Institution, Hospitals), Ports and Electro-Mechanical (E&M) works in respect of various other sectors like Steel, Refinery, etc.

The shares of the Company are listed on National Stock Exchange of India Limited and BSE Limited. Further, various debt securities of the Company are also listed on the Stock Exchanges.

The Company together with its subsidiaries is hereinafter referred to as 'the Group'.

### 2. Basis of Preparation

These Special Purpose Consolidated Financial Statements have been prepared for the purpose of inclusion of financial information in respect of fund raising programmes of the group and complies with the measurement principles laid down under Ind AS notified under the Companies (Indian Accounting Standards) Rules, 2015 (as amended), applicable provisions of the Companies Act, 2013 and other applicable regulatory norms / guidelines including those issued by RBI. These financial statements for the period ended 31st March 2024 were authorized and approved by the Board of Directors on 30th April 2024.



### 3. Material Accounting Policies

The material accounting policies applied in preparation of the consolidated financial statements are as given below:

#### 3.1 Basis of consolidation

##### *Subsidiary*

Subsidiary is the entity controlled by the Group. The Group controls an entity when it has power over the investee, is exposed to or has rights to variable returns from its involvement with the entity and has the ability to affect those returns through its power over the entity. The financial statements of subsidiary are included in the consolidated financial statements from the date on which control commences until the date on which control ceases. The Group combines the financial statements of the holding company and its subsidiary line by line adding together like items of assets, liabilities, equity, income and expenses.

##### *Equity accounted investees*

The Group's interests in equity accounted investees comprise of the interests in associates and joint venture.

An associate is an entity, including an unincorporated entity, over which the Company has significant influence and that is neither a subsidiary nor an interest in a joint venture. Interests in associates are accounted for using the equity method. These interests are initially recognised at cost, which includes transaction costs. Subsequent to initial recognition, the consolidated financial statements include the Group's share of Profit and Loss and Other Comprehensive Income (OCI) of equity-accounted investees until the date on which significant influence ceases. However, in case where it is assessed that the investment/ interest in associates is held for sale, the interest in associates is accounted for under Ind AS 105.

A joint venture is an arrangement in which the Group has joint control and has rights to the net assets of the arrangement, rather than rights to its assets and obligations for its liabilities.

Interests in joint venture are accounted for using the equity method. They are initially recognised at cost which includes transaction costs. Subsequent to initial recognition, the consolidated financial statements include the Group's share of Profit and Loss and Other Comprehensive Income (OCI) of equity-accounted investees until the date on which significant influence or joint control ceases.

#### 3.2 Transactions eliminated on consolidation

Intra-group balances and transactions, and any unrealised income and expenses arising from intra-group transactions, are eliminated. Unrealised gains arising from transactions with equity accounted investees are eliminated against the investment to the extent of the Group's interest in the investee. Unrealised losses are eliminated in the same way as unrealised gains, but only to the extent that there is no evidence of impairment.



### 3.3 Basis of Preparation and Measurement

The consolidated financial statements have been prepared on going concern basis following accrual system of accounting on historical cost basis except for certain financial assets and financial liabilities which are measured at fair values as explained in relevant accounting policies. These policies have been applied consistently for all the periods presented in the consolidated financial statements.

#### *Functional and presentation currency*

The consolidated financial statements are presented in Indian Rupee ('INR') which is also the functional currency of the Group.

### 3.4 Income recognition

#### *Interest income*

Interest income is recognized on time proportion basis taking into account the amount outstanding and rate applicable.

Unless otherwise specified, the recoveries from the borrowers are appropriated in the order of (i) costs and expenses of REC (ii) delayed and penal interest including interest tax, if any (iii) overdue interest including interest tax, if any and (iv) repayment of principal; the oldest being adjusted first, except for credit impaired loans and recalled loans, where principal amount is appropriated only after the complete recovery of other costs, expenses, delayed and penal interest and overdue interest including interest tax, if any. The recoveries under One Time Settlement (OTS)/ Insolvency and Bankruptcy Code (IBC) proceedings are appropriated first towards the principal outstanding and remaining recovery thereafter, towards interest and other charges, if any.

For financial assets measured at amortized cost, interest income is recorded using the effective interest rate (EIR), i.e. the rate that exactly discounts estimated future cash receipts through the expected life of the financial asset to the net carrying amount of the financial assets.

Interest on financial assets subsequently measured at fair value through profit and loss is recognized on an accrual basis in accordance with the terms of the respective contract and is disclosed separately under the head interest income.

As a matter of prudence, income on credit impaired loan assets is recognised as and when received or on accrual basis when expected realisation is higher than the loan amount outstanding.

Rebate on account of timely payment of interest by borrowers is recognized on receipt of entire interest amount due in time, in accordance with the terms of the respective contract and is netted against the corresponding interest income.

#### *Income from Government schemes*

Income of agency fee on Government schemes is recognized on the basis of the services rendered and amount of fee sanctioned by the Ministry of Power.

#### *Dividend income*

Income from dividend on shares of corporate bodies and units of mutual funds is taken into account on accrual basis when right to receive payment is established.



Provided that in case of final dividend, the right to receive payment shall be considered as established only upon approval of the dividend by the shareholders in the Annual General Meeting.

Dividend on financial assets subsequently measured at fair value through profit and loss is recognised separately under the head 'Dividend Income'.

#### *Other services*

Fees/ charges on loan assets, other than those considered an adjustment to EIR, are accounted for on accrual basis. Pre-payment premium is accounted for by the Group in the year of receipt.

#### *Revenue from sale of services*

Revenue is recognised to the extent that it is probable that the economic benefits will flow to the Group and the revenue can be reliably measured.

The Group uses the principles laid down by the Ind AS 115 to determine that how much and when revenue is recognized, what is the nature, amount, timing and uncertainty of revenues etc. In accordance with the same, revenue is recognised through a five-step approach:

- (i) Identify the contract(s) with customer;
- (ii) Identify separate performance obligations in the contract;
- (iii) Determine the transaction price;
- (iv) Allocate the transaction price to the performance obligations; and
- (v) Recognise revenue when a performance obligation is satisfied.

Revenues are measured at the fair value of the consideration received or receivable, net of discounts and other indirect taxes.

In Cost Plus Contracts - Revenue is recognised by including eligible contractual items of expenditures plus proportionate margin as per contract;

In Fixed Price Contracts – Revenue is recognised on the basis of stage of completion of the contract. The Group has assessed that the stage of completion is determined as the proportion of the total time expected to complete the performance obligation to that has lapsed at the end of the reporting period, which is an appropriate measure of progress towards complete satisfaction of these performance obligations under Ind AS 115.

Estimates of revenues, costs or extent of progress toward completion are revised if circumstances change. Any resulting increases or decreases in estimated revenues or costs are reflected in profit or loss in the period in which the circumstances that give rise to the revision become known by management.

Professional charges to be charged from the selected bidders/developers for transmission projects put on tariff based bidding is accounted for in the year in which it is reasonably certain that the ultimate collection of the professional charges will be made.

Sale proceeds of Request for Proposal (RFP) documents is credited to the respective SPV and sale proceeds of Request for Qualification (RFQ) documents is retained by the Group and accounted as income of the Group.



### 3.5 Borrowing costs

Borrowing costs consist of interest and other costs that the Group incurred in connection with the borrowing of funds. Borrowing costs that are directly attributable to the acquisition and/ or construction of a qualifying asset, till the time such qualifying asset becomes ready for its intended use, are capitalized. A qualifying asset is one that necessarily takes a substantial period to get ready for its intended use.

All other borrowing costs are charged to the Statement of Profit and Loss on an accrual basis as per the effective interest rate method.

### 3.6 Earnings per share

Basic earnings per share is calculated by dividing the net profit or loss for the year attributable to equity shareholders (after deducting attributable taxes) by the weighted average number of equity shares outstanding during the period.

To calculate diluted earnings per share, the net profit or loss for the year attributable to equity shareholders and the weighted average number of shares outstanding during the period are adjusted for the effects of all dilutive potential equity shares.

### 3.7 Foreign Currency Translation

*Foreign currency transactions and balances*

Foreign currency transactions are translated into the functional currency of the Group using the exchange rates prevailing on the date of the transaction.

Foreign exchange gains and losses resulting from the settlement of such transactions and the re-measurement of monetary items denominated in foreign currency at period-end exchange rates are recognized in the Statement of Profit or Loss. However, for the long-term monetary items recognized in the consolidated financial statements before 01<sup>st</sup> April 2018, such gains and losses are accumulated in a "Foreign Currency Monetary Item Translation Difference Account" and amortized over the balance period of such long term monetary item, by recognition as income or expense in each of such periods.

Non-monetary items are not retranslated at period-end and are measured at historical cost (translated using the exchange rates at the transaction date).

### 3.8 Property, Plant and Equipment (PPE)

*Recognition and initial measurement*

#### Land

Land held for use is initially recognized at cost. For land, as no finite useful life can be determined, related carrying amounts are not amortized.

Land also includes land treated as a Right of Use asset under lease agreement earlier classified as finance lease and is amortized over the lease term.

#### Other Tangible assets

PPE other than land is initially recognized at acquisition cost or construction cost, including any costs directly attributable to bringing the assets to the location and condition necessary for it to be capable of operating in the manner intended by the Group's management.



Subsequent costs are included in the asset's carrying amount or recognized as a separate asset, as appropriate, only when it is probable that future economic benefits associated with the item will flow to the Group beyond one year. Maintenance or servicing costs of PPE are recognized in the Statement of Profit and Loss as incurred.

*Subsequent measurement (depreciation method, useful lives, residual value, and impairment)*

PPE are subsequently measured at cost less accumulated depreciation and impairment losses. Depreciation on PPE is provided on the straight-line method over the useful life of the assets as prescribed under Part 'C' of Schedule II of the Companies Act, 2013.

Depreciation on assets purchased/sold during the year is charged for the full month if the asset is in use for more than 15 days. Depreciation on assets purchased during the year up to Rs. 5,000/- is provided @ 100%.

The residual values, useful lives, and method of depreciation are reviewed at the end of each financial year. PPE other than land is tested for impairment whenever events or changes in circumstances indicate that the carrying amount may not be recoverable.

*De-recognition*

An item of PPE and any significant part initially recognized is derecognized upon disposal or when no future economic benefits are expected from its use or disposal. Any gain or loss arising on de-recognition of an item of PPE is determined as the difference between the net disposal proceeds and the carrying amount of the asset and is recognized in the Statement of Profit and Loss.

*Capital Work-in-Progress*

The cost of PPE under construction at the reporting date is disclosed as 'Capital work-in-progress.' The cost comprises purchase price, borrowing cost if capitalization criteria are met and directly attributable cost of bringing the asset to its working condition for the intended use. Any trade discount and rebates are deducted in arriving at the purchase price. Advances paid for the acquisition/ construction of PPE which are outstanding at the balance sheet date are classified under 'Capital Advances.'

### 3.9 Intangible assets

*Recognition and initial measurement*

Intangible assets are initially measured at cost. Such assets are recognized where it is probable that the future economic benefits attributable to the assets will flow to the Group.

*Subsequent measurement (amortization method, useful lives and residual value)*

All intangible assets with finite useful life are amortized on a straight line basis over the estimated useful lives, and a possible impairment is assessed if there is an indication that the intangible asset may be impaired. Residual values and useful lives for all intangible assets are reviewed at each reporting date. Changes, if any, are accounted for as changes in accounting estimates. Management estimates the useful life of intangible assets to be five years.

*Intangible Assets under Development*

Expenditure incurred which are eligible for capitalization under intangible assets is carried as 'Intangible assets under development' till they are ready for their intended use. Advances paid for the



acquisition/ development of intangible assets which are outstanding at the balance sheet date are classified under 'Capital Advances'.

#### *Derecognition of Intangible Assets*

An intangible asset is derecognized on disposal, or when no future economic benefits are expected from use or disposal. Gains or losses arising from derecognition of an intangible asset, measured as the difference between the net disposal proceeds and the carrying amount of the asset are recognized in the Statement of Profit and Loss when the asset is derecognized.

### **3.10 Lease accounting:**

The Group recognises a right-of-use asset and related lease liability in connection with all former operating leases except for those identified as short-term or low-value lease.

The Group assesses at contract inception whether a contract is, or contains, a lease. A lease is defined as 'a contract, or part of a contract, that conveys the right to use an asset (the underlying asset) for a period of time in exchange for consideration'.

To apply this definition, the Group assesses whether the contract meets three key evaluations which are whether:

- the contract contains an identified asset, which is either explicitly identified in the contract or implicitly specified by being identified at the time the asset is made available to the Group
- the Group has the right to obtain substantially all of the economic benefits from use of the identified asset throughout the period of use, considering its rights within the defined scope of the contract
- the Group has the right to direct the use of the identified asset throughout the period of use. The Group assess whether it has the right to direct 'how and for what purpose' the asset is used throughout the period of use.

At lease commencement date, the Group recognizes a right-of-use asset and a lease liability on the balance sheet. The right-of-use asset is measured at cost, which is made up of the initial measurement of the lease liability, any initial direct costs incurred by the Group, an estimate of any costs to dismantle and remove the asset at the end of the lease, and any lease payments made in advance of the lease commencement date (net of any incentives received).

The Group depreciates the right-of-use assets on a straight-line basis from the lease commencement date to the earlier of the end of the useful life of the right-of-use asset or the end of the lease term. The Group also assesses the right-of-use asset for impairment when such indicators exist.

At the commencement date, the Group measures the lease liability at the present value of the lease payments unpaid at that date, discounted using the interest rate implicit in the lease if that rate is readily available or the Group's incremental borrowing rate.

Lease payments included in the measurement of the lease liability are made up of fixed payments (including in substance fixed), variable payments based on an index or rate, amounts expected to be payable under a residual value guarantee and payments arising from options reasonably certain to be exercised.



Subsequent to initial measurement, the liability will be reduced for payments made and increased for interest. It is remeasured to reflect any reassessment or modification, or if there are changes in in-substance fixed payments.

When the lease liability is remeasured, the corresponding adjustment is reflected in the right-of-use asset, or profit and loss if the right-of-use asset is already reduced to zero.

### 3.11 Assets held for sale

Assets are classified as Held for Sale if their carrying amount will be recovered principally through a sale transaction rather than through continuing use and the sale is highly probable. A sale is considered as highly probable when such assets have been decided to be sold by the Group; are available for immediate sale in their present condition; are being actively marketed for sale at a price and the sale has been agreed or is expected to be concluded within one year of the date of classification. Such assets are measured at lower of carrying amount or fair value less selling costs.

Assets held for sale are presented separately from other assets in the Balance Sheet and are not depreciated or amortised while they are classified as held for sale.

Where the Group is committed to a sale plan involving loss of control of an entity, it classifies investment in the entity (i.e. all the assets and liabilities of that entity) as held for sale.

### 3.12 Financial Instruments

A Financial instrument is any contract that gives rise to a financial asset of one entity and a financial liability or equity instrument of another entity.

#### *Initial recognition and measurement*

Financial assets and financial liabilities are recognized when the Group becomes a party to the contractual provisions of the financial instrument and are measured initially at fair value adjusted by transactions costs, except for those carried at fair value through profit or loss which are measured initially at fair value. Subsequent measurement of financial assets and financial liabilities is described below.

#### *Classification and subsequent measurement of financial assets*

For the purpose of subsequent measurement, financial assets are classified into the following categories upon initial recognition:

- Amortized cost
- Financial assets at fair value through profit or loss (FVTPL)
- Financial assets at fair value through other comprehensive income (FVOCI)

All financial assets except for those at FVTPL or at FVOCI are subject to review for impairment at least at each reporting date to identify whether there is any objective evidence that a financial asset or a group of financial assets is impaired. Different criteria to determine impairment are applied to each category of financial assets, which are described below.

#### *Amortized cost*

A financial asset is measured at amortized cost using Effective Interest Rate (EIR) if both of the following conditions are met:





- a) the financial asset is held within a business model whose objective is to hold financial assets to collect contractual cash flows; and
- b) the contractual terms of the financial asset give rise on specified dates to cash flows that are solely payments of principal and interest on the principal amount outstanding.

Impairment Allowance (expected credit loss) is recognized on financial assets carried at amortized cost.

#### *Modification of cash flows*

When the contractual cash flows of a financial asset are renegotiated or otherwise modified, and the renegotiation or modification does not result in derecognition of that financial asset, the Group recalculates the gross carrying amount of the financial asset and recognizes a modification gain or loss in profit or loss. The gross carrying amount of the financial asset shall be recalculated as the present value of the renegotiated or modified contractual cash flows that are discounted at the financial asset's original effective interest rate. Any costs or fees incurred adjust the carrying amount of the modified financial asset and are amortized over the remaining term of the modified financial asset.

#### *Financial assets at FVTPL*

Financial assets at FVTPL include financial assets that either do not meet the criteria for amortized cost classification or are equity instruments held for trading or that meet certain conditions and are designated at FVTPL upon initial recognition. All derivative financial instruments also fall into this category, except for those designated and effective as hedging instruments, for which the hedge accounting requirements may apply. Assets in this category are measured at fair value with gains or losses recognized in profit or loss. The fair values of financial assets in this category are determined by reference to active market transactions or using a valuation technique where no active market exists.


#### *Embedded derivatives*

An embedded derivative is a component of a hybrid instrument that also includes a non-derivative host contract with the effect that some of the cash flows of the combined instrument vary in a way similar to a stand-alone derivative. An embedded derivative causes some or all of the cash flows that otherwise would be required by the contract to be modified according to a specified interest rate, foreign exchange rate, or other variable, provided that, in the case of a non-financial variable, it is not specific to a party to the contract.

Derivatives embedded in all host contracts are accounted for as separate derivatives and recorded at fair value if their economic characteristics and risks are not closely related to those of the host contracts or if the embedded derivative feature leverages the exposure and the host contracts are not held for trading or designated at fair value through profit or loss. These embedded derivatives are measured at fair value with changes in fair value recognised in profit or loss, unless designated as effective hedging instruments.

#### *Financial assets at FVOCI*

FVOCI financial assets comprise of equity instruments measured at fair value. An equity investment classified as FVOCI is initially measured at fair value plus transaction costs. Gains and losses are recognized in other comprehensive income and reported within the FVOCI reserve within equity, except for dividend income, which is recognized in profit or loss. There is no recycling of such gains



and losses from OCI to Statement of Profit & Loss, even on the derecognition of the investment. However, the Group may transfer the same within equity.

#### *De-recognition of financial assets*

##### **De-recognition of financial assets due to a substantial modification of terms and conditions**

The Group derecognizes a financial asset, such as a loan to a customer, when the terms and conditions have been renegotiated to the extent that, substantially, it becomes a new loan, with the difference recognized as a derecognition gain or loss, to the extent that an impairment loss has not already been recorded.

##### **De-recognition of financial assets other than due to substantial modification**

Financial assets (or where applicable, a part of financial asset or part of a group of similar financial assets) are derecognized (i.e. removed from the Group's balance sheet) when the contractual rights to receive the cash flows from the financial asset have expired, or when the financial asset and substantially all the risks and rewards are transferred. The Group also derecognizes the financial asset if it has both transferred the financial asset and the transfer qualifies for derecognition.

#### *Classification and subsequent measurement of financial liabilities*

Financial liabilities are measured subsequently at amortized cost using the effective interest method, except for financial liabilities held for trading or designated at FVTPL, that are carried subsequently at fair value with gains or losses recognized in profit or loss.

#### *Derecognition of financial liabilities*

A financial liability is derecognized when the obligation under the liability is discharged or cancelled or expires. When an existing financial liability is replaced by another from the same lender on substantially different terms or the terms of an existing liability are substantially modified, such an exchange or modification is treated as the derecognition of the original liability and the recognition of a new liability. The difference in the respective carrying amounts is recognized in the statement of profit or loss.

#### *Hedge accounting*

To qualify for hedge accounting, the hedging relationship must meet all of the following requirements:

- there is an economic relationship between the hedged item and the hedging instrument
- the effect of credit risk does not dominate the value changes that result from that economic relationship
- the hedge ratio of the hedging relationship is the same as that resulting from the quantity of the hedged item that the entity actually hedges and the quantity of the hedging instrument that the entity actually uses to hedge that quantity of hedged item.

All derivative financial instruments designated under hedge accounting are recognised initially at fair value and reported subsequently at fair value at each reporting date. To the extent that the hedge is effective, changes in the fair value of derivatives designated as hedging instruments in cash flow hedges are recognised in other comprehensive income and included within the cash flow hedge reserve in equity. Any ineffectiveness in the hedge relationship is recognised immediately in profit or loss.



At the time the hedged item affects profit or loss, any gain or loss previously recognised in other comprehensive income is reclassified from equity to profit or loss and presented as a reclassification adjustment within other comprehensive income.

At the inception of each hedging relationship, the Group formally designates and documents the hedge relationship, in accordance with the Group's risk management objective and strategies. The documentation includes identification of the hedged item, hedging instrument, the nature of risk(s) being hedged, the hedge ratio and how the hedging relationship meets the hedging effectiveness requirements.

#### *Fair Value Hedges*

In line with the recognition of change in the fair value of the hedging instruments in the Statement of Profit & Loss, the change in the fair value of the hedged item attributable to the risk hedged is recognised in the Statement of Profit and Loss. Such changes are made to the carrying amount of the hedged item and are adjusted in Effective Interest Rate in the period when the hedging instrument ceases to exit. If the hedged item is derecognised, the unamortised fair value is recognised immediately in Statement of Profit and Loss.

### **3.13 Impairment of financial assets**

#### *Loan assets*

The Group follows a 'three-stage' model for impairment in the form of Expected Credit Loss (ECL) based on changes in credit quality since initial recognition as summarised below:

- Stage 1 includes loan assets that have not had a significant increase in credit risk since initial recognition or that have low credit risk at the reporting date.
- Stage 2 includes loan assets that have had a significant increase in credit risk since initial recognition but that do not have objective evidence of impairment.
- Stage 3 includes loan assets that have objective evidence of impairment at the reporting date.

The Expected Credit Loss (ECL) is measured at 12-month ECL for Stage 1 loan assets and lifetime ECL for Stage 2 and Stage 3 loan assets. ECL is the product of the Probability of Default, Exposure at Default and Loss Given Default, defined as follows:

**Probability of Default (PD)** - The PD represents the likelihood of the borrower defaulting on its obligation either over next 12 months or over the remaining lifetime of the instrument.

**Loss Given Default (LGD)** - LGD represents the Company's expectation of loss given that a default occurs. LGD is expressed in percentage and it shows the proportion of the amount that will actually be lost post recoveries in case of a default.

**Exposure at Default (EAD)** - EAD represents the amounts, including the principal outstanding, interest accrued and outstanding Letters of Comfort that the Company expects to be owed at the time of default.

Forward-looking economic information is included in determining the 12-month and lifetime PD, EAD and LGD. The assumptions underlying the expected credit loss are monitored and reviewed on an ongoing basis.



### *Financial assets other than Loans*

In respect of its other financial assets, the Group assesses if the credit risk on those financial assets has increased significantly since initial recognition. If the credit risk has not increased significantly since initial recognition, the Group measures the loss allowance at an amount equal to 12-month expected credit losses, else at an amount equal to the lifetime expected credit losses.

To make that assessment, the Group compares the risk of a default occurring on the financial asset as at the balance sheet date with the risk of a default occurring on the financial asset as at the date of initial recognition. The Group also considers reasonable and supportable information, that is available without undue cost or effort, that is indicative of significant increases in credit risk since initial recognition. The Group assumes that the credit risk on a financial asset has not increased significantly since initial recognition if the financial asset is determined to have low credit risk at the balance sheet date.

### *Write-offs*

Financial assets are written off either partially or in their entirety only when the Group has stopped pursuing the recovery or as directed by the order of the Judicial Authority.

### **3.14 Cash and cash equivalents**

Cash and cash equivalents comprise cash on hand and demand deposits, together with other short-term, highly liquid investments (original maturity less than three months) that are readily convertible into known amounts of cash and which are subject to an insignificant risk of changes in value.

### **3.15 Dividend and Other Payments to holders of Instruments classified as Equity**

Proposed dividends and interim dividends payable to the shareholders are recognized as changes in equity in the period in which they are approved by the shareholders' meeting and the Board of Directors respectively. Liability for the payments to the holders of instruments classified as equity are recognized in the period when such payments are authorized for payment by the Group.

### **3.16 Material prior period errors**

Material prior period errors are corrected retrospectively by restating the comparative amounts for the prior periods presented in which the error occurred. If the error occurred before the earliest period presented, the opening balances of assets, liabilities and equity for the earliest period presented, are restated.

### **3.17 Prepaid Expenses**

A prepaid expense up to Rs. 1,00,000/- is recognized as expense upon initial recognition.

### **3.18 Taxation**

Tax expense recognized in profit or loss comprises the sum of deferred tax and current tax. It is recognized in Statement of Profit and Loss, except when it relates to an item that is recognised in OCI or directly in equity, in which case, the tax is also recognised in OCI or directly in equity.



Current tax is determined as the tax payable in respect of taxable income for the year, using tax rates enacted or substantively enacted and as applicable at the reporting date, and any adjustments to tax payable in respect of previous years.

Deferred tax is recognized on temporary differences between the carrying amounts of assets and liabilities in the consolidated financial statements and the corresponding tax bases used in the computation of taxable income.

Deferred tax assets and liabilities are calculated, without discounting, at tax rates that are expected to apply to their respective period of realization, provided those rates are enacted or substantively enacted by the end of the reporting period. Deferred tax assets and liabilities are offset if there is a legally enforceable right to offset current tax liabilities and assets, and they relate to income taxes levied by the same tax authority.

Deferred tax liability is recognized for all taxable temporary differences. A deferred tax asset is recognized for all deductible temporary differences to the extent that it is probable that future taxable profits will be available against which the deductible temporary difference can be utilized. Deferred tax assets are reviewed at each reporting date and are reduced to the extent that it is no longer probable that the related tax benefit will be realized.

Changes in deferred tax assets or liabilities are recognized as a component of tax income or expense in profit or loss, except where they relate to items that are recognized in other comprehensive income or directly in equity, in which case the related deferred tax is also recognized in other comprehensive income or equity, respectively.

### 3.19 Employee benefits

#### Short-term employee benefits

Short-term employee benefits including salaries, short term compensated absences (such as a paid annual leave) where the absences are expected to occur within twelve months after the end of the period in which the employees render the related service, profit sharing and bonuses payable within twelve months after the end of the period in which the employees render the related services and non-monetary benefits for current employees are estimated and measured on an undiscounted basis.

**Post-employment benefit plans are classified into defined benefits plans and defined contribution plans as under:**

#### *Defined contribution plan*

A defined contribution plan is a plan under which the Group pays fixed contributions in respect of the employees into a separate fund. The Group has no legal or constructive obligations to pay further contributions after its payment of the fixed contribution. The contributions made by the Group towards defined contribution plans are charged to the profit or loss in the period to which the contributions relate.

#### *Defined benefit plan*

The Group has an obligation towards Gratuity, Post-Retirement Medical Facility (PRMF), Provident Fund (PF) and Other Defined Retirement Benefit (ODRB) which are being considered as defined benefit plans covering eligible employees. Under the defined benefit plans, the amount that an employee will



receive on retirement is defined by reference to the employee's length of service, final salary, and other defined parameters. The legal obligation for any benefits remains with the Group, even if plan assets for funding the defined benefit plan have been set aside.

The Group's obligation towards defined benefit plans is determined using the projected unit credit method, with actuarial valuations being carried out at the end of each annual reporting period. The liability recognized in the statement of financial position for defined benefit plans is the present value of the Defined Benefit Obligation (DBO) at the reporting date less the fair value of plan assets. Management estimates the DBO annually with the assistance of independent actuaries.

Actuarial gains/losses resulting from re-measurements of the liability/asset are included in Other Comprehensive Income.

#### **Other long-term employee benefits:**

Liability in respect of compensated absences becoming due or expected to be availed more than one-year after the balance sheet date is estimated on the basis of actuarial valuation performed by an independent actuary using the projected unit credit method.

Actuarial gains and losses arising from past experience and changes in actuarial assumptions are charged to statement of profit and loss in the period in which such gains or losses are determined.

#### **Loan to employees at concessional rate**

Loans given to employees at concessional rate are initially recognized at fair value and subsequently measured at amortised cost. The difference between the initial fair value of such loans and transaction value is recognised as deferred employee benefits, which is amortised on a straight-line basis over the expected remaining period of the Loan. In case of change in expected remaining period of the Loan, the unamortised deferred employee benefits on the date of change is amortised over the updated expected remaining period of the loan on a prospective basis.

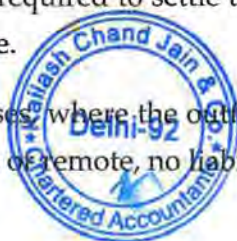
### **3.20 Provisions, Contingent Liabilities, and Contingent Assets**

Provisions are recognized when the Group has a present legal or constructive obligation as a result of a past event; it is probable that an outflow of economic resources will be required from the Group and amounts can be estimated reliably. Timing or amount of the outflow may still be uncertain. Provisions are measured at the estimated expenditure required to settle the present obligation, based on the most reliable evidence available at the reporting date, including the risks and uncertainties associated with the present obligation. Provisions are discounted to their present values, where the time value of money is material.

A contingent liability is disclosed for:

- Possible obligations which will be confirmed only by future events not wholly within the control of the Group or
- Present obligations arising from past events where it is not probable that an outflow of resources will be required to settle the obligation or a reliable estimate of the amount of the obligation cannot be made.

In those cases where the outflow of economic resources as a result of present obligations is considered improbable or remote, no liability is recognized or disclosure is made.



Any reimbursement that the Group can be virtually certain to collect from a third party concerning the obligation (such as from insurance) is recognized as a separate asset. However, this asset may not exceed the amount of the related provision.

Contingent assets are not recognized. However, when the inflow of economic benefits is probable, the related asset is disclosed.

### 3.21 Fair value measurement

The Group measures financial instruments, such as derivatives at fair value at each reporting date.

Fair value is the price that would be received to sell an asset or paid to transfer a liability in an orderly transaction between market participants at the measurement date. The fair value measurement is based on the presumption that the transaction to sell the asset or transfer the liability takes place either:

- In the principal market for the asset or liability, or
- In the absence of a principal market, in the most advantageous market for the asset or liability

The principal or the most advantageous market must be accessible by the Group.

The fair value of an asset or a liability is measured using the assumptions that market participants would use when pricing the asset or liability, including assumptions about risk, assuming that market participants act in their economic best interest. A fair value measurement of a non-financial asset takes into account a market participant's ability to generate economic benefits by using the asset in its highest and best use or by selling it to another market participant that would use the asset in its highest and best use.

The Group uses valuation techniques that are appropriate in the circumstances and for which sufficient data are available to measure fair value, maximizing the use of relevant observable inputs and minimizing the use of unobservable inputs.

All assets and liabilities for which fair value is measured or disclosed in the consolidated financial statements are categorized within the fair value hierarchy, described as follows, based on the lowest level input that is material to the fair value measurement as a whole:

- Level 1 - Quoted (unadjusted) market prices in active markets for identical assets or liabilities
- Level 2 - Valuation techniques for which the lowest level input that is material to the fair value measurement is directly or indirectly observable
- Level 3 - Valuation techniques for which the lowest level input that is material to the fair value measurement is unobservable

For assets and liabilities that are recognized in the consolidated financial statements regularly, the Group determines whether transfers have occurred between levels in the hierarchy by re-assessing categorization (based on the lowest level input that is material to the fair value measurement as a whole) at the end of each reporting period.



### 3.22 Offsetting of financial instruments

Financial assets and financial liabilities are offset and the net amount is reported in the balance sheet if there is a currently enforceable legal right to offset the recognised amounts and there is an intention to settle on a net basis, to realise the assets and settle the liabilities simultaneously.

### 3.23 Business Combination under Common Control

A business combination, if any, involving entities or businesses under common control is a business combination in which all of the combining entities or businesses are ultimately controlled by the same party or parties both before and after the business combination and that control is not transitory.

Business combinations involving entities or businesses under common control are accounted for using the pooling of interest method as follows:

- The assets and liabilities of the combining entities are reflected at their carrying amounts.
- No adjustments are made to reflect fair values, or recognize new assets or liabilities. Adjustments are made only to harmonise material accounting policies.
- The financial information in the financial statements in respect of prior periods is restated as if the business combination has occurred from the beginning of the preceding period in the financial statements, irrespective of the actual date of the combination

The balance of the retained earnings appearing in the financial statements of the transferor is aggregated with the corresponding balance appearing in the financial statements of the transferee. The identity of the reserves is preserved and the reserves of the transferor become the reserves of the transferee

The difference, if any, between the amounts recorded as share capital issued plus any additional consideration in the form of cash or other assets and the amount of share capital of the transferor is transferred to capital reserve and is presented separately from other capital reserves.

### 3.24 Expenditure on issue of shares

Expenditure on issue of shares, if any, is charged to the securities premium account

## 4. Implementation of New/ Modified Standards

During the year, the Ministry of Corporate Affairs (MCA) has issued amendments to certain Ind AS. The Group has analysed the impact of these amendments, which is not material to the Group. Further, MCA has not issued any new Ind-AS applicable to the company.

## 5. Material management judgment in applying accounting policies and estimation of uncertainty

The preparation of the Group's consolidated financial statements requires management to make judgments, estimates, and assumptions that affect the reported amounts of revenues, expenses, assets and liabilities, and the related disclosures. The estimates and underlying assumptions are based on historical experience & other relevant factors and are reviewed on an ongoing basis. Actual results may differ from these estimates.





**Changes in accounting estimates-** Such changes, if any, are recognised in the period in which the estimate is revised if the revision affects only that period or in the period of the revision & future periods if it affects both current & future periods.

*Material management judgments*

**Recognition of deferred tax assets/ liability** – The extent to which deferred tax assets can be recognized is based on an assessment of the probability of the future taxable income against which the deferred tax assets can be utilized. Further, the Management has no intention to make withdrawal from the Special Reserve created and maintained under section 36(1)(viii) of the Income tax Act, 1961 and thus, the special reserve created and maintained is not capable of being reversed. Hence, the Group does not create any deferred tax liability on the said reserve.

**Recognition of Deferred Tax Liability on Undistributed Reserves of Group Companies** – The applicable tax laws provide for tax deduction in respect of dividend income from equity investments, to the extent of dividend declared by the Company to its shareholders during the year. Considering the historical information and dividend distribution policy of the Company, the Company does not expect any tax liability on the undistributed reserves of the Group Companies, as and when such reserves are distributed. Hence, the Company does not create any deferred tax liability on undistributed reserves of Group Companies.

**Evaluation of indicators for impairment of assets** – The evaluation of the applicability of indicators of impairment of assets requires assessment of several external and internal factors which could result in deterioration of recoverable amount of the assets.

**Investment in SPVs** – Transmission projects are managed as per the mandate from Government of India and the Group does not have the practical ability to direct the relevant activities of these projects unilaterally. The Group therefore considers its investment in respective SPVs as associates having significant influence despite the Company holding 100% of their paid-up equity share capital.

**Non recognition of Interest Income on Credit Impaired Loans** - As a matter of prudence, income on credit impaired loan assets is recognised as and when received or on accrual basis when expected realisation is higher than the loan amount outstanding.

*Material estimates*

**Useful lives of depreciable/amortizable assets** – Management reviews its estimate of the useful lives of depreciable/amortizable assets at each reporting date, based on the expected utility of the assets. Uncertainties in these estimates relate to technical and economic obsolescence that may change the utility of assets.

**Defined benefit obligation (DBO)** – Management's estimate of the DBO is based on a number of underlying assumptions such as standard rates of inflation, mortality, discount rate and anticipation of future salary increases. Variation in these assumptions may materially impact the DBO amount and the annual defined benefit expenses.

**Fair value measurements** – Management applies valuation techniques to determine the fair value of financial instruments (where active market quotes are not available). This involves developing estimates and assumptions consistent with how market participants would price the instrument. In estimating the fair value of an asset or a liability, the Group uses market-observable data to the extent it is available. In case of non-availability of market-observable data, Level 2 & Level 3 hierarchy is used for fair valuation.



**Income Taxes** – Material estimates are involved in determining the provision for income taxes, including amount expected to be paid/recovered for uncertain tax positions and also in respect of expected future profitability to assess deferred tax asset.

**Expected Credit Loss ('ECL')** – The measurement of an expected credit loss allowance for financial assets measured at amortized cost requires the use of complex models and significant assumptions about future economic conditions and credit behaviour (e.g., likelihood of customers defaulting and resulting losses). The Group makes significant judgments about the following while assessing expected credit loss to estimate ECL:

- Determining criteria for a significant increase in credit risk;
- Establishing the number and relative weightings of forward-looking scenarios for each type of product/ market and the associated ECL; and
- Establishing groups of similar financial assets to measure ECL.
- Estimating the probability of default and loss given default (estimates of recoverable amounts in case of default)



6 Cash and cash equivalents

(₹ in Crores)

Particulars	As at 31-03-2024	As at 31-03-2023
- Cash on Hand (including imprest)	0.02	-
- Balances with Banks		
- in current accounts	67.65	41.01
- deposits with original maturity of 3 months or less	195.08	7.69
<b>Total</b>	<b>262.75</b>	<b>48.70</b>

7 Bank Balances (other than Cash and Cash Equivalents)

(₹ in Crores)

Particulars	As at 31-03-2024	As at 31-03-2023
- Earmarked Balances with Banks		
- For unpaid dividends	1,192.72	6.79
- For Government funds for onward disbursement as grant	69.55	170.63
- Earmarked Term Deposits		
- Deposits in Compliance of Court Order	0.67	0.62
- Term Deposit- Debenture Redemption Reserves	-	196.35
- Balances with banks not available for use pending allotment of 54EC Capital Gain Tax Exemption Bonds	1,245.41	1,720.36
- Other Term deposits	191.40	252.16
<b>Total</b>	<b>2,699.75</b>	<b>2,346.91</b>
- Term Deposits with remaining maturity more than 3 months but less than 12 months	168.39	181.30
- Term Deposits with original maturity more than 12 months	23.01	70.86

8 Trade Receivables

(₹ in Crores)

Particulars	As at 31-03-2024	As at 31-03-2023
(A) Unsecured, Considered good	115.13	128.73
Less: Allowance for Expected Credit Loss	(8.83)	(25.67)
	106.30	103.06
(B) Trade receivables which have significant increase in credit risk	58.90	37.62
Less: Allowance for Expected Credit Loss	(16.58)	(28.07)
	42.32	9.55
(C) Credit impaired receivables	39.46	56.35
Less: Allowance for Expected Credit Loss	(34.26)	(55.96)
	5.20	0.39
<b>Total Trade Receivables (A+B+C)</b>	<b>153.82</b>	<b>113.00</b>



## 9 Derivative Financial Instruments

The Company enters into derivatives for hedging foreign exchange risks and interest rate risks. Derivatives held for risk management purposes include hedges that are either designated as effective hedges under the hedge accounting requirements or hedges that are economic hedges. The table below shows the fair values of derivative financial instruments recorded as assets or liabilities together with their notional amounts.

### Part I

(₹ in Crores)

Particulars	As at 31-03-2024			As at 31-03-2023		
	Notional Amounts	Fair Value - Assets	Fair Value - Liabilities	Notional Amounts	Fair Value - Assets	Fair Value - Liabilities
(i) <b>Currency Derivatives</b>						
- Currency swaps	3,126.52	43.34	38.13	3,083.13	47.50	58.13
- Others						
- Call Spread	-	-	-	2,055.42	208.14	-
- Seagull Options	1,21,107.24	11,070.97	411.82	80,362.47	8,007.42	87.89
<b>Sub-total (i)</b>	<b>1,24,233.76</b>	<b>11,114.31</b>	<b>449.95</b>	<b>85,501.02</b>	<b>8,263.06</b>	<b>146.02</b>
(ii) <b>Interest Rate Derivatives</b>						
- Forward Rate Agreements and Interest Rate Swaps	72,128.13	1,367.71	309.75	46,278.27	718.55	300.82
<b>Sub-total (ii)</b>	<b>72,128.13</b>	<b>1,367.71</b>	<b>309.75</b>	<b>46,278.27</b>	<b>718.55</b>	<b>300.82</b>
(iii) <b>Other derivatives</b>						
- Reverse cross currency swaps	-	-	-	4,947.00	-	530.11
<b>Total - Derivative Financial Instruments (i + ii+iii)</b>	<b>1,96,361.89</b>	<b>12,482.02</b>	<b>759.70</b>	<b>1,36,726.29</b>	<b>8,981.61</b>	<b>976.95</b>

### Part II

Included in Part I are derivatives held for hedging and risk management purposes as below:

(₹ in Crores)

Particulars	As at 31-03-2024			As at 31-03-2023		
	Notional Amounts	Fair Value - Assets	Fair Value - Liabilities	Notional Amounts	Fair Value - Assets	Fair Value - Liabilities
(i) <b>Fair Value Hedging</b>						
- Interest Rate Derivatives						
- Forward Rate Agreements and Interest Rate Swaps	15,950.70	-	297.73	15,950.70	10.32	289.34
<b>Sub-total (i)</b>	<b>15,950.70</b>	<b>-</b>	<b>297.73</b>	<b>15,950.70</b>	<b>10.32</b>	<b>289.34</b>
(ii) <b>Cash Flow Hedging</b>						
- Currency Derivatives						
- Currency Swaps	3,126.52	43.34	38.13	3,083.13	38.85	-
- Others						
- Call Spread	-	-	-	2,055.42	208.14	-
- Seagull Options	1,21,107.24	11,070.96	411.82	80,362.47	7,979.02	85.76
- Interest Rate Derivatives						
- Forward Rate Agreements and Interest Rate Swaps	49,477.43	905.30	12.02	23,627.57	337.69	11.48
<b>Sub-total (ii)</b>	<b>1,73,711.19</b>	<b>12,019.60</b>	<b>461.97</b>	<b>1,09,128.59</b>	<b>8,563.70</b>	<b>97.24</b>
(iii) <b>Undesignated Derivatives</b>	6,700.00	462.42	-	11,647.00	407.59	590.37
<b>Total - Derivative Financial Instruments (i+ii+iii)</b>	<b>1,96,361.89</b>	<b>12,482.02</b>	<b>759.70</b>	<b>1,36,726.29</b>	<b>8,981.61</b>	<b>976.95</b>

Derivative financial instruments are measured at fair value at each reporting date. The changes in the fair value of derivatives designated as hedging instruments in effective cash flow hedges are recognised in Other Comprehensive Income. In case of fair value hedges, the changes in fair value of the derivatives designated as hedging instruments along with the fair value changes in the carrying amount of the hedged items are recognised in the Statment of Profit & Loss. For undesignated derivatives, the changes in the fair value are recognised in the Statement of Profit & Loss.



10 Loans

The Company has categorised all loans at Amortised Cost in accordance with the requirements of Ind AS 109.

(₹ in Crores)

Particulars	As at 31-03-2024		As at 31-03-2023	
	Principal O/s	Amortised Cost	Principal O/s	Amortised Cost
<b>(A) Loans</b>				
(i) Term Loans	4,62,090.27	4,63,975.61	4,08,463.40	4,09,638.42
(ii) Working Capital Term Loans	47,280.68	47,596.96	26,548.39	26,709.24
<b>Total (A) - Gross Loans</b>	<b>5,09,370.95</b>	<b>5,11,572.57</b>	<b>4,35,011.79</b>	<b>4,36,347.66</b>
Less: Impairment loss allowance	(12,380.52)	(12,380.52)	(14,263.75)	(14,263.75)
<b>Total (A) - Net Loans</b>	<b>4,96,990.43</b>	<b>4,99,192.05</b>	<b>4,20,748.04</b>	<b>4,22,083.91</b>
<b>(B) Security Details</b>				
(i) Secured by tangible assets	2,47,650.53	2,48,205.98	2,42,310.94	2,42,633.17
(ii) Covered by Government Guarantees	2,24,500.49	2,25,967.86	1,72,069.58	1,73,004.21
(iii) Unsecured	37,219.92	37,398.72	20,631.27	20,710.28
<b>Total (B) - Gross Loans</b>	<b>5,09,370.95</b>	<b>5,11,572.57</b>	<b>4,35,011.79</b>	<b>4,36,347.66</b>
Less: Impairment loss allowance	(12,380.52)	(12,380.52)	(14,263.75)	(14,263.75)
<b>Total (B) - Net Loans</b>	<b>4,96,990.43</b>	<b>4,99,192.05</b>	<b>4,20,748.04</b>	<b>4,22,083.91</b>
<b>(C)(I) Loans in India</b>				
(i) Public Sector	4,54,647.08	4,56,894.28	3,93,225.23	3,94,571.78
(ii) Private Sector	54,723.87	54,678.29	41,786.56	41,775.88
<b>Total (C)(I) - Gross Loans</b>	<b>5,09,370.95</b>	<b>5,11,572.57</b>	<b>4,35,011.79</b>	<b>4,36,347.66</b>
Less: Impairment loss allowance	(12,380.52)	(12,380.52)	(14,263.75)	(14,263.75)
<b>Total (C)(I) - Net Loans</b>	<b>4,96,990.43</b>	<b>4,99,192.05</b>	<b>4,20,748.04</b>	<b>4,22,083.91</b>
<b>(C)(II) Loans outside India</b>	-	-	-	-
Less: Impairment loss allowance	-	-	-	-
<b>Total (C)(II) - Net Loans</b>	<b>-</b>	<b>-</b>	<b>-</b>	<b>-</b>
<b>Total (C)(I) and (C)(II)</b>	<b>4,96,990.43</b>	<b>4,99,192.05</b>	<b>4,20,748.04</b>	<b>4,22,083.91</b>



Particulars	Amortised Cost	At fair value			Sub-total	Others (At Cost)	Total
		Through Other	Through profit	Designated at			
		Comprehensive	or loss	fair value			
	Income		through profit or				
	(1)	(2)	(3)	(4)	(5= 1+2+3+4)	(6)	(7= 5+6)
<b>As at 31st March, 2024</b>							
Government Securities	1,624.08	-	-	-	1,624.08	-	1,624.08
Debt Securities	2,176.20	-	1,065.03	-	3,241.23	-	3,241.23
Equity Instruments	-	410.64	76.37	-	487.01	-	487.01
Preference Shares	28.72	-	-	-	28.72	-	28.72
<b>Total - Gross (A)</b>	<b>3,829.00</b>	<b>410.64</b>	<b>1,141.40</b>	<b>-</b>	<b>5,381.04</b>	<b>-</b>	<b>5,381.04</b>
Investments outside India	-	-	-	-	-	-	-
Investments in India	3,829.00	410.64	1,141.40	-	5,381.04	-	5,381.04
<b>Total - Gross (B)</b>	<b>3,829.00</b>	<b>410.64</b>	<b>1,141.40</b>	<b>-</b>	<b>5,381.04</b>	<b>-</b>	<b>5,381.04</b>
Total Investments	3,829.00	410.64	1,141.40	-	5,381.04	-	5,381.04
Less: impairment loss allowance (C)	(28.72)	-	-	-	(28.72)	-	(28.72)
<b>Total - Net (D=A-C)</b>	<b>3,800.28</b>	<b>410.64</b>	<b>1,141.40</b>	<b>-</b>	<b>5,352.32</b>	<b>-</b>	<b>5,352.32</b>
<b>As at 31st March, 2023</b>							
Government Securities	1,431.74	-	-	-	1,431.74	-	1,431.74
Debt Securities	766.90	-	562.34	-	1,329.24	-	1,329.24
Equity Instruments	-	381.71	27.31	-	409.02	-	409.02
Preference Shares	28.72	-	-	-	28.72	-	28.72
<b>Total - Gross (A)</b>	<b>2,227.36</b>	<b>381.71</b>	<b>589.65</b>	<b>-</b>	<b>3,198.72</b>	<b>-</b>	<b>3,198.72</b>
Investments outside India	-	-	-	-	-	-	-
Investments in India	2,227.36	381.71	589.65	-	3,198.72	-	3,198.72
<b>Total - Gross (B)</b>	<b>2,227.36</b>	<b>381.71</b>	<b>589.65</b>	<b>-</b>	<b>3,198.72</b>	<b>-</b>	<b>3,198.72</b>
Total Investments	2,227.36	381.71	589.65	-	3,198.72	-	3,198.72
Less: impairment loss allowance (C)	(28.72)	-	-	-	(28.72)	-	(28.72)
<b>Total - Net (D=A-C)</b>	<b>2,198.64</b>	<b>381.71</b>	<b>589.65</b>	<b>-</b>	<b>3,170.00</b>	<b>-</b>	<b>3,170.00</b>



12 Other financial assets

The Company has categorised all the components under 'Other Financial Assets' at Amortised Cost in accordance with the requirements of Ind AS 109.

(₹ in Crores)

Particulars	As at 31-03-2024	As at 31-03-2023
(A) Loans to Employees	57.99	44.56
(B) Advances to Employees	0.90	0.49
(C) Loans & Advances to Holding/ Subsidiary	0.51	3.54
(D) Security Deposits	1.55	1.52
(E) Recoverable from Government of India		
Towards GoI Fully Serviced Bonds	24,319.40	24,318.29
(F) Other amounts recoverable	132.86	149.35
Less: Impairment Loss allowance	(67.79)	(95.21)
Other Amounts Recoverable (Net)	65.07	54.14
<b>Total (A to F)</b>	<b>24,445.42</b>	<b>24,422.54</b>

13 Current tax assets (net)

(₹ in Crores)

Particulars	As at 31-03-2024	As at 31-03-2023
Advance Income-tax & TDS	305.47	2,956.82
Less: Provision for Income Tax	(0.80)	(2,655.88)
<b>Sub-Total (1)</b>	<b>304.67</b>	<b>300.94</b>
Tax Deposited on income tax demands under contest	5.26	5.26
Provision for income tax for demand under contest	(0.25)	(0.25)
<b>Sub-Total (2)</b>	<b>5.01</b>	<b>5.01</b>
<b>Current tax assets (Net)</b>	<b>309.68</b>	<b>305.95</b>

14 Deferred tax assets (net)

(₹ in Crores)

Particulars	As at 31-03-2024	As at 31-03-2023
Deferred Tax Assets (Net)	2,500.96	3,307.56



15 Property, Plant & Equipment and Intangible Assets

(₹ in Crores)

Particulars	Property, Plant & Equipment									Capital Work-In-Progress	Intangible Assets under Development	Other Intangible Assets
	Freehold Land	Right-of-Use Land	Buildings	Plant & equipment	Furniture & Fixtures	EDP Equipments	Office Equipments	Vehicles	Total	Immovable Property	Computer Software	Computer Software
<b>Gross carrying value</b>												
As at 31.03.2022	110.39	1.59	430.83	19.90	67.75	26.71	24.15	0.40	661.72	6.07	-	14.81
Additions	-	-	26.07	0.20	3.64	5.49	7.76	0.14	43.30	22.69	-	0.01
Borrowings Cost Capitalised	-	-	-	-	-	-	-	-	-	0.03	-	-
Disposals	-	-	-	0.04	3.70	5.62	6.39	-	15.75	26.07	-	0.10
As at 31.03.2023	110.39	1.59	456.90	20.06	67.69	26.58	25.52	0.54	709.27	2.72	-	14.72
As at 31.03.2023	110.39	1.59	456.90	20.06	67.69	26.58	25.52	0.54	709.27	2.72	-	14.72
Additions	-	-	-	0.39	2.68	9.19	7.95	0.18	20.39	20.34	-	-
Borrowings Cost Capitalised	-	-	-	-	-	-	-	-	-	0.53	-	-
Disposals/ Adjustments	-	-	-	-	3.10	3.60	6.73	0.01	13.44	-	-	0.01
As at 31.03.2024	110.39	1.59	456.90	20.45	67.27	32.17	26.74	0.71	716.22	23.59	-	14.71
<b>Accumulated depreciation/ amortisation</b>												
As at 31.03.2022	-	0.37	13.51	0.95	10.94	19.23	12.32	0.37	57.69	-	-	10.53
Charge for the year	-	0.02	7.10	1.28	6.05	3.62	3.51	0.02	21.60	-	-	2.66
Adjustment for disposals	-	-	-	-	1.28	4.15	3.75	0.01	9.19	-	-	0.10
As at 31.03.2023	-	0.39	20.61	2.23	15.71	18.70	12.08	0.38	70.10	-	-	13.09
As at 31.03.2023	-	0.39	20.61	2.23	15.71	18.70	12.08	0.38	70.10	-	-	13.09
Charge for the year	-	0.02	7.21	1.29	6.13	4.49	3.70	0.04	22.88	-	-	1.11
Adjustment for disposals	-	-	-	-	1.59	2.55	3.60	-	7.74	-	-	0.01
As at 31.03.2024	-	0.41	27.82	3.52	20.25	20.64	12.18	0.42	85.24	-	-	14.19
Net block as at 31.03.2023	110.39	1.20	436.29	17.83	51.98	7.88	13.44	0.16	639.17	2.72	-	1.63
Net block as at 31.03.2024	110.39	1.18	429.08	16.93	47.02	11.53	14.56	0.29	630.98	23.59	-	0.52





16 Other non-financial assets

		(₹ in Crores)	
Particulars	As at 31-03-2024	As at 31-03-2023	
<b>Unsecured, considered good</b>			
(A) Capital Advances	0.17	7.26	
(B) Other Advances	31.33	4.50	
(C) Balances with Govt. Authorities	42.36	30.81	
(D) Pre-Spent Corporate Social Responsibility (CSR) Expenses	5.34	7.70	
(E) Prepaid Expenses	22.01	13.28	
(F) Deferred Employee Cost	15.81	10.84	
(G) Other Assets	0.01	0.01	
<b>Total (A to G)</b>	<b>117.03</b>	<b>74.40</b>	

17 Assets classified as held for sale

		(₹ in Crores)	
Particulars	As at 31-03-2024	As at 31-03-2023	
(A) Disposal Group			
(i) Investment in associates	0.90	0.65	
(ii) Loans to associates	19.25	13.39	
(iii) Provision for impairment on assets classified as held for sale	-	(9.73)	
<b>Sub-Total (i+ii+iii)</b>	<b>20.15</b>	<b>4.31</b>	
(B) Assets Classified as Held for Sale-Building	0.05	0.34	
<b>Total (B)</b>	<b>0.05</b>	<b>0.34</b>	
<b>Grand Total (A+B)</b>	<b>20.20</b>	<b>4.65</b>	
<b>Liabilities directly associated with assets classified as held for sale</b>			
(C) Payable to associates	-	0.02	
<b>Total (C)</b>	<b>-</b>	<b>0.02</b>	
<b>Net Assets held for sale (A+B-C)</b>	<b>20.20</b>	<b>4.63</b>	

18 Trade Payables

		(₹ in Crores)	
Particulars	As at 31-03-2024	As at 31-03-2023	
<b>Trade Payables</b>			
Total outstanding dues of MSMEs	-	-	
Total outstanding dues of creditors other than MSMEs	90.51	41.68	
<b>Total</b>	<b>90.51</b>	<b>41.68</b>	



## 19 Debt Securities

The Company has categorised all debt securities at amortised cost in accordance with the requirements of Ind AS 109.

(₹ in Crores)

Particulars	As at 31-03-2024		As at 31-03-2023	
	Face Value	Amortised Cost	Face Value	Amortised Cost
<b>(A) Secured Long-Term Debt Securities</b>				
(i) Institutional Bonds	1,955.00	2,052.46	1,955.00	2,029.81
(ii) 54EC Capital Gain Tax Exemption Bonds	41,110.80	42,535.71	35,866.55	37,124.32
(iii) Tax Free Bonds	8,953.27	9,279.82	10,261.64	10,624.41
(iv) Bond Application Money pending allotment	1,245.41	1,244.57	1,720.36	1,719.42
<b>Sub-total (A)</b>	<b>53,264.48</b>	<b>55,112.56</b>	<b>49,803.55</b>	<b>51,497.96</b>
<b>(B) Unsecured Long-Term Debt Securities</b>				
(i) Institutional Bonds	1,72,275.29	1,78,093.90	1,48,262.70	1,52,705.20
(ii) Infrastructure Bonds	3.96	9.32	3.96	8.63
(iii) Foreign Currency Bonds	32,963.75	32,847.46	32,886.78	32,690.54
<b>Sub-total (B)</b>	<b>2,05,243.00</b>	<b>2,10,950.68</b>	<b>1,81,153.44</b>	<b>1,85,404.37</b>
<b>(C) Unsecured Short-Term Debt Securities</b>				
(i) Commercial Paper	-	-	-	-
<b>Sub-total (C)</b>	<b>-</b>	<b>-</b>	<b>-</b>	<b>-</b>
<b>Total - Debt Securities (A+B+C)</b>	<b>2,58,507.48</b>	<b>2,66,063.24</b>	<b>2,30,956.99</b>	<b>2,36,902.33</b>
<b>Debt Securities issued in/ outside India</b>				
(i) Debt Securities in India	2,25,543.73	2,33,215.78	1,98,070.21	2,04,211.79
(ii) Debt Securities outside India	32,963.75	32,847.46	32,886.78	32,690.54
<b>Total - Debt Securities</b>	<b>2,58,507.48</b>	<b>2,66,063.24</b>	<b>2,30,956.99</b>	<b>2,36,902.33</b>

## 20 Borrowings (Other than Debt Securities)

The Company has categorised all borrowings (other than debt securities) at Amortised Cost in accordance with the requirements of Ind AS 109.

(₹ in Crores)

Particulars	As at 31-03-2024		As at 31-03-2023	
	Principal O/s	Amortised Cost	Principal O/s	Amortised Cost
<b>(A) Unsecured Long-Term Borrowings</b>				
(i) Term Loans from Banks	50,612.28	50,620.49	56,298.20	56,402.09
(ii) Term Loans from Financial Institutions	8,050.00	8,072.29	6,000.00	6,000.64
(iii) Term Loan in Foreign Currency	67,205.64	66,772.38	45,553.26	45,263.52
(iv) Term Loans from Govt. of India (NSSF)	10,000.00	10,325.12	10,000.00	10,325.12
(v) Lease Liability	-	-	0.02	0.02
<b>Sub-total (A)</b>	<b>1,35,867.92</b>	<b>1,35,790.28</b>	<b>1,17,851.48</b>	<b>1,17,991.39</b>
<b>(B) Unsecured Short-Term Borrowings</b>				
(i) FCNR (B) Loans	25,138.67	25,151.29	15,424.22	15,427.63
(ii) Short Term Loans/ Loans repayable on demand from Banks	10,875.94	10,883.04	3,600.00	3,607.52
(iii) Overdrafts/ Cash Credit repayable on demand from Banks	267.44	267.44	87.59	87.59
<b>Sub-total (B)</b>	<b>36,282.05</b>	<b>36,301.77</b>	<b>19,111.81</b>	<b>19,122.74</b>
<b>Total - Borrowings (other than Debt Securities) (A to B)</b>	<b>1,72,149.97</b>	<b>1,72,092.05</b>	<b>1,36,963.29</b>	<b>1,37,114.13</b>
<b>Borrowings (other than Debt Securities) in/ outside India</b>				
(i) Borrowings in India	1,04,944.33	1,05,319.67	91,410.03	91,850.61
(ii) Borrowings outside India	67,205.64	66,772.38	45,553.26	45,263.52
<b>Total - Borrowings (other than Debt Securities)</b>	<b>1,72,149.97</b>	<b>1,72,092.05</b>	<b>1,36,963.29</b>	<b>1,37,114.13</b>



## 21 Subordinated Liabilities

The Company has categorised all subordinated liabilities at amortised cost in accordance with the requirements of Ind AS 109.

(₹ in Crores)

Particulars	As at 31-03-2024		As at 31-03-2023	
	Face Value	Amortised Cost	Face Value	Amortised Cost
(i) 115th Series - Subordinate Tier-II Bonds - 8.06% Redeemable at par on 31.05.2023	-	-	2,500.00	2,668.34
(ii) 175th Series - Subordinate Tier-II Bonds - 8.97% Redeemable at par on 28.03.2029	2,151.20	2,091.95	2,151.20	2,079.90
(iii) 199th Series - Subordinate Tier-II Bonds - 7.96% Redeemable at par on 15.06.2030	1,999.50	2,041.60	1,999.50	2,025.06
(iv) 222nd series - Perpetual Tier-I Bonds - 7.98% with call option on 30.04.2033 and on annual anniversary date thereafter	2,000.00	2,145.28	-	-
(v) 226th series - Perpetual Tier-I Bonds - 8.03% with call option on 30.09.2033 and on annual anniversary	1,090.00	1,133.38	-	-
<b>Total - Subordinated Liabilities</b>	<b>7,240.70</b>	<b>7,412.21</b>	<b>6,650.70</b>	<b>6,773.30</b>
<b>Subordinated Liabilities in/ outside India</b>				
(i) Borrowings in India	7,240.70	7,412.21	6,650.70	6,773.30
(ii) Borrowings outside India	-	-	-	-
<b>Total - Subordinated Liabilities</b>	<b>7,240.70</b>	<b>7,412.21</b>	<b>6,650.70</b>	<b>6,773.30</b>



22 Other Financial Liabilities

(₹ in Crores)

Particulars	As at 31-03-2024	As at 31-03-2023
(A) Unpaid Dividends	1,192.72	6.79
(B) Unpaid Principal & Interest on Bonds		
- Matured Bonds & Interest Accrued thereon	22.42	25.66
- Interest on Bonds	10.52	11.17
Sub-total (B)	32.94	36.83
(C) Advance received towards variation margin	4,638.80	-
(D) Funds Received from Govt. of India for Disbursement as	98,759.76	98,232.51
Add: Interest on such funds (net of refund)	31.68	24.17
Less: Disbursed to Beneficiaries (cumulative)	(98,717.49)	(98,095.33)
Undisbursed Funds to be disbursed as Subsidy/ Grant	73.95	161.35
Payables towards Bonds Fully serviced by Govt. of India	24,382.40	24,318.29
(E)		
(F) Other Liabilities	1,638.68	821.85
<b>Total (A to F)</b>	<b>31,959.49</b>	<b>25,345.11</b>

23 Current tax liabilities (net)

(₹ in Crores)

Particulars	As at 31-03-2024	As at 31-03-2023
Provision for Income Tax	3,283.85	(41.27)
Less: Advance Income-tax & TDS	(3,217.34)	51.92
<b>Current tax liabilities (Net)</b>	<b>66.51</b>	<b>10.65</b>

24 Provisions

(₹ in Crores)

Particulars	As at 31-03-2024	As at 31-03-2023
(A) Provisions for		
Employee Benefits		
Gratuity	0.13	2.68
Earned Leave Liability	33.81	27.75
Medical Leave Liability	21.52	20.61
Settlement Allowance	2.40	1.76
Economic Rehabilitation Scheme	4.92	4.17
Long Service Award	4.51	2.89
Incentive	36.96	33.89
Others	1.07	2.00
Sub-total (A)	105.32	95.75
(B) Others		
Expected Credit Loss on Letters of Comfort	32.02	15.87
Sub-total (B)	32.02	15.87
<b>Total (A+B)</b>	<b>137.34</b>	<b>111.62</b>

25 Other Non-Financial Liabilities

(₹ in Crores)

Particulars	As at 31-03-2024	As at 31-03-2023
(A) Sundry Liabilities Account (Funded Interest Capitalisation)	47.80	2.80
(B) Unbilled Liability towards Capital Account	48.38	48.38
(C) Unamortised Fee on Undisbursed Loans	85.38	12.45
(D) Advance received from Govt. towards Govt. Schemes	-	0.10
(E) Statutory Dues	78.23	42.72
<b>Total (A to E)</b>	<b>259.79</b>	<b>106.45</b>



## 26 Equity Share Capital

(₹ in Crores)

Particulars	As at 31-03-2024		As at 31-03-2023	
	No. of Shares	Amount	No. of Shares	Amount
<b>Authorised :</b> Equity shares of ₹ 10 each	5,00,00,00,000	5,000.00	5,00,00,00,000	5,000.00
<b>Issued, Subscribed and Paid up :</b> Fully paid up Equity shares of ₹ 10 each	2,63,32,24,000	2,633.22	2,63,32,24,000	2,633.22
<b>Total</b>	<b>2,63,32,24,000</b>	<b>2,633.22</b>	<b>2,63,32,24,000</b>	<b>2,633.22</b>

## 27 Instruments entirely equity in nature

(₹ in Crores)

Particulars	As at 31-03-2024		As at 31-03-2023	
	Number	Amount	Number	Amount
Fully paid up Perpetual Debts Instrument entirely equity in nature of ₹ 10 lakhs each	5,584	558.40	5,584	558.40
<b>Total</b>	<b>5,584</b>	<b>558.40</b>	<b>5,584</b>	<b>558.40</b>

## 28 Other Equity

(₹ in Crores)

Particulars	As at 31-03-2024	As at 31-03-2023
<b>(A) Other Reserves</b>		
(i) Special Reserve created u/s 36(1) (viii) of the Income Tax Act, 1961	28,044.83	24,977.89
(ii) Reserve for Bad and doubtful debts u/s 36(1)(viiia) of the Income Tax Act, 1961	687.76	-
(iii) Statutory Reserve u/s 45-IC of Reserve Bank of India Act, 1934	10,828.99	8,025.15
(iv) Securities Premium	1,577.53	1,577.53
(v) Foreign Currency Monetary Item Translation Difference Account	(675.14)	(790.44)
(vi) General Reserve	12,036.27	12,036.27
<b>(B) Retained Earnings</b>	13,872.66	10,313.78
<b>(C) Other Comprehensive Income (OCI)</b>		
- Equity Instruments through Other Comprehensive Income	(57.99)	(101.47)
- Effective Portion of Cash Flow Hedges	(1,846.93)	600.05
- Cost of Hedging reserve	1,690.64	(1,709.87)
<b>Total - Other Equity (A+B+C)</b>	<b>66,158.63</b>	<b>54,928.89</b>

Additions and deductions to the components of 'Other Equity' has been disclosed in 'Statement of Changes in Equity'.



## 29 Interest Income

(₹ in Crores)

Particulars	Year ended 31-03-2024			Year ended 31-03-2023		
	On Financial Assets measured at Fair Value through OCI	On Financial Assets measured at Amortised Cost	On Financial Assets measured at Fair Value through Profit or Loss	On Financial Assets measured at Fair Value through OCI	On Financial Assets measured at Amortised Cost	On Financial Assets measured at Fair Value through Profit or Loss
(A) Interest on Loan Assets						
(i) Long term financing	-	42,941.50	-	-	37,679.56	-
(ii) Short term financing	-	2,717.24	-	-	680.35	-
Sub-total (A)	-	45,658.74	-	-	38,359.91	-
(B) Interest Income from Investments						
(i) Interest from Long Term Investments	-	190.29	69.16	-	154.82	31.69
Sub-total (B)	-	190.29	69.16	-	154.82	31.69
(C) Interest on Deposits with Banks						
(i) Interest from Deposits	-	331.51	-	-	118.51	-
Sub-total (C)	-	331.51	-	-	118.51	-
(D) Other Interest Income						
(i) Interest on Delayed Payments by Borrowers	-	173.80	-	-	176.76	-
(ii) Interest from Staff Advances	-	5.06	-	-	3.65	-
(iii) Interest on Mobilisation Advance	-	0.24	-	-	0.27	-
(iv) Unwinding of Discount of Security Deposits	-	0.10	-	-	0.16	-
(v) Interest from SPVs	-	0.71	-	-	0.57	-
(vi) Interest on Advance to parties	-	1.83	-	-	-	-
Sub-total (D)	-	181.74	-	-	181.41	-
Total - Interest Income (A to D)	-	46,362.28	69.16	-	38,814.65	31.69

## 30 Dividend Income

(₹ in Crores)

Particulars	Year ended 31-03-2024	Year ended 31-03-2023
- Dividend from Long-Term Investments	2.28	11.89
Total - Dividend Income	2.28	11.89

## 31 Fees and Commission Income

(₹ in Crores)

Particulars	Year ended 31-03-2024	Year ended 31-03-2023
Fees based Income	70.80	117.80
Prepayment Premium	50.74	47.16
Fee for Implementation of Govt. Schemes	114.49	122.21
Total - Fees and Commission Income	236.03	287.17

## 32 Sale of services

(₹ in Crores)

Particulars	Year ended 31-03-2024	Year ended 31-03-2023
Consultancy Engineering Services	360.52	287.55
Total	360.52	287.55

## 33 Other Income

(₹ in Crores)

Particulars	Year ended 31-03-2024	Year ended 31-03-2023
Net gain/ (loss) on disposal of assets classified as held for sale	1.32	4.08
Rental Income	13.96	12.82
Liabilities/Provision Written Back	23.90	1.57
Fees from Training Courses	12.33	7.73
Interest from Income Tax Refund	0.28	-
Miscellaneous Income	14.69	15.70
Total - Other Income	66.48	41.90



34 Finance Costs

Finance Costs have been incurred on financial liabilities measured at amortised cost.

(₹ in Crores)

Particulars	Year ended 31-03-2024	Year ended 31-03-2023
(i) Interest on Borrowings		
- Loans from Govt. of India (NSSF)	822.50	822.50
- Loans from Banks/ Financial Institutions	5,461.62	3,934.76
- External Commercial Borrowings	4,774.11	1,881.41
Sub-Total (i)	11,058.23	6,638.67
(ii) Interest on Debt Securities		
- Domestic Debt Securities	15,086.29	13,312.17
- Foreign Currency Debt Securities	1,553.60	1,442.43
- Commercial Paper	135.64	-
Sub-Total (ii)	16,775.53	14,754.60
(iii) Interest on Subordinated Liabilities		
- Subordinate Bonds	631.89	551.65
Sub-Total (iii)	631.89	551.65
(iv) Other Interest Expense		
- Swap Premium	1,368.64	1,784.82
- Interest on Variation Margin	114.70	-
- Interest on Advance Income Tax	4.01	-
- Interest on liability towards employee benefits	(4.84)	3.44
- Miscellaneous interest expense	0.11	0.18
Sub-Total (iv)	1,482.62	1,788.44
Total - Finance Costs	29,948.27	23,733.36
Less: Finance Costs Capitalised	(0.53)	(0.03)
Total - Finance Costs (Net)	29,947.74	23,733.33

35 Net translation/ transaction exchange loss/ (gain)

(₹ in Crores)

Particulars	Year ended 31-03-2024	Year ended 31-03-2023
Net translation/ transaction exchange loss/ (gain)	166.57	1,114.04
Total	166.57	1,114.04

The figures above include amortisation of net translation/ transaction exchange loss/ (gain) on Long Term Foreign Currency Monetary Items recognised in the financial statements before 1st April 2018 amounting to ₹ 201.03 crores (Previous year ₹ 251.88 crores).

36 Fees and commission expense

(₹ in Crores)

Particulars	Year ended 31-03-2024	Year ended 31-03-2023
(i) Guarantee Fee	1.71	2.92
(ii) Listing and Trusteeship Fee	0.06	0.05
(iii) Agency Fees	1.42	1.76
(iv) Credit Rating Expenses	4.08	3.55
(v) Other Finance Charges	16.99	8.01
Total (i to v)	24.26	16.29

37 Net Gain/ (loss) on Fair Value Changes

(₹ in Crores)

Particulars	Year ended 31-03-2024	Year ended 31-03-2023
(A) Net gain/ (loss) on financial instruments at Fair Value through profit or loss		
(i) On trading Portfolio	-	-
(ii) Others		
- Changes in fair value of Derivatives	425.55	69.21
- Changes in fair value of Long Term Investments	46.33	(25.45)
- Changes in fair value of Short-term MF investments	2.60	1.55
Sub-total (ii)	474.48	45.31
Total (A)	474.48	45.31
Breakup of Fair Value Changes		
- Realised	(217.04)	336.35
- Unrealised	691.52	(291.04)
Total Net Gain/ (loss) on Fair Value Changes	474.48	45.31

Fair value changes in this schedule are other than those arising on account of accrued interest income/ expense and represents changes in fair value of derivatives designated as economic hedges not designated under hedge accounting and ineffective hedge



## 38 Impairment on financial instruments

(₹ in Crores)

Particulars	Year ended 31-03-2024		Year ended 31-03-2023	
	On financial instruments measured at FVOCI	On financial instruments measured at Amortised Cost	On financial instruments measured at FVOCI	On financial instruments measured at Amortised Cost
(i) - Loans *	-	(1,367.07)	-	105.14
(ii) - Others	-	(12.51)	-	37.03
<b>Total (i+ii)</b>	-	<b>(1,379.58)</b>	-	<b>142.17</b>

\* includes ₹ 16.14 crores (Previous year ₹ -5.03 crores) towards impairment allowance on Letter of Comfort.

## 39 Cost of services rendered

(₹ in Crores)

Particulars	Year ended 31-03-2024	Year ended 31-03-2023
Project Expenses	168.06	54.06
<b>Total</b>	<b>168.06</b>	<b>54.06</b>

## 40 Employee Benefits Expense

(₹ in Crores)

Particulars	Year ended 31-03-2024	Year ended 31-03-2023
- Salaries and Allowances	157.24	157.43
- Contribution to Provident and Other Funds	32.87	8.57
- Rent towards Residential Accomodation for Employees	6.65	5.31
- Staff Welfare Expenses	41.27	32.79
<b>Total</b>	<b>238.03</b>	<b>204.10</b>

\* includes NIL (previous year ₹20.54 crores) incurred in compliance of order of Ministry of Power regarding regularisation of earlier adopted Pay Scales 1997 in respect of below Board Level Executives at par with other CPSEs.

## 41 Depreciation and amortization

(₹ in Crores)

Particulars	Year ended 31-03-2024	Year ended 31-03-2023
- Depreciation on Property, Plant & Equipment	22.88	21.60
- Amortization on Intangible Assets	1.11	2.66
<b>Total</b>	<b>23.99</b>	<b>24.26</b>

## 42 Corporate Social Responsibility Expenses

(₹ in Crores)

Particulars	Year ended 31-03-2024	Year ended 31-03-2023
- Direct Expenditure	243.69	198.27
- Overheads	8.09	5.64
<b>Total</b>	<b>251.78</b>	<b>203.91</b>

## 43 Other Expenses

(₹ in Crores)

Particulars	Year ended 31-03-2024	Year ended 31-03-2023
- Travelling and Conveyance	23.01	18.26
- Publicity & Promotion Expenses	32.28	10.78
- Repairs and Maintenance	26.55	22.93
- Rent, taxes and energy costs	7.74	7.92
- Insurance Charges	0.16	0.15
- Communication costs	2.38	2.39
- Printing & stationery	1.74	1.26
- Director's sitting fees	0.49	0.42
- Auditors' fees and expenses	1.84	1.62
- Legal & Professional Charges	13.76	16.35
- Net Loss on Disposal of Property, Plant & Equipment	5.56	6.64
- Training And Conference Expense	13.76	10.80
- Govt. Scheme Monitoring Expenses	9.32	8.42
- Other Expenditure	31.85	22.39
<b>Total</b>	<b>170.44</b>	<b>130.33</b>





## 44 Tax Expense

(₹ in Crores)

Particulars	Year ended 31-03-2024	Year ended 31-03-2023
- Current tax expense	3,329.10	2,720.50
- Current tax expense/ (benefit) pertaining to earlier years	3.97	(147.45)
<b>Sub-total - Current Tax</b>	<b>3,333.07</b>	<b>2,573.05</b>
- Deferred tax expense/ (credit)	481.41	157.64
<b>Total</b>	<b>3,814.48</b>	<b>2,730.69</b>

## 45 Earnings per Share

Particulars	Year ended 31-03-2024	Year ended 31-03-2023
<b>Numerator</b>		
Profit for the year from continuing operations as per Statement of Profit and Loss (₹ in Crores)*	14,112.16	11,133.68
Profit for the period from discontinued operations as per Statement of Profit and Loss (₹ in Crores)*	-	-
Profit for the year from continuing and discontinued operations as per Statement of Profit and Loss (₹ in Crores)*	14,112.16	11,133.68
<b>Denominator</b>		
Weighted average Number of equity shares	2,63,32,24,000	2,63,32,24,000
Basic & Diluted Earnings per Share (in ₹ for an equity share of ₹ 10 each) (for continuing operations)	53.59	42.28
Basic & Diluted Earnings per Share (in ₹ for an equity share of ₹ 10 each) (for discontinued operations)	-	-
Basic & Diluted Earnings per Share (in ₹ for an equity share of ₹ 10 each) (for continuing and discontinued operations)	53.59	42.28

\* The profit denotes Profit after Tax less coupon expenses (net of taxes) of ₹ -33.30 crores (Previous period ₹ -33.30 crores) on Perpetual Debt Instruments entirely equity in nature.



## Annexure-3

## Details of sale and transfer of Subsidiaries

Sl. No.	Particulars	NERES XVI Power Transmission Limited	Rajasthan IV A Power Transmission Limited	Rajasthan IV C Power Transmission Limited	Rajasthan IV E Power Transmission Limited	Khavda IV-E2 Power Transmission Limited
1.	The amount and percentage of the turnover or revenue or income and net worth contributed by such unit or division of the listed entity during the last financial year.	Negligible.	Negligible.	Negligible.	Negligible	Negligible
2.	Date on which the agreement for sale has been entered into.	The process for sale and transfer of the said SPV to the successful bidder(s) is expected to complete during May 2024 (financial year 2024-25).  Consideration comprises professional fee @ 1% of project cost & reimbursement of expenses.	The process for sale and transfer of the said SPV to the successful bidder(s) is expected to complete during May 2024 (financial year 2024-25).  Consideration comprises professional fee @ 1% of project cost & reimbursement of expenses.	The process for sale and transfer of the said SPV to the successful bidder(s) is expected to complete during May 2024 (financial year 2024-25).  Consideration comprises professional fee @ 1% of project cost & reimbursement of expenses.	The process for sale and transfer of the said SPV to the successful bidder(s) is expected to complete during May 2024 (financial year 2024-25).  Consideration comprises professional fee @ 1% of project cost & reimbursement of expenses.	The process for sale and transfer of the said SPV to the successful bidder(s) is expected to complete during May 2024 (financial year 2024-25).  Consideration comprises professional fee @ 1% of project cost & reimbursement of expenses.
3.	The expected date of completion of sale/disposal.					
4.	Consideration received from such sale/disposal.					
5.	Brief details of buyer and whether the buyers belong to the promoter/ promoter					

	group/group companies. If yes, details thereof.	Name of Successful Bidder: <b>M/s Techno Electric &amp; Engineering Company Limited.</b>  It is pertinent to mention that the successful Bidder mentioned above, does not belong to Promoter and Promoter group.	<b>Transmission Limited</b>  Name of Successful Bidder: <b>M/s Apraava Energy Private Limited.</b>  It is pertinent to mention that the successful Bidder mentioned above, does not belong to Promoter and Promoter group.	<b>Transmission Limited</b>  Name of Successful Bidder: <b>M/s Power Grid Corporation of India Limited.</b>  It is pertinent to mention that the successful Bidder mentioned above, does not belong to Promoter and Promoter group.	<b>Transmission Limited</b>  Name of Successful Bidder: <b>M/s Power Grid Corporation of India Limited.</b>  It is pertinent to mention that the successful Bidder mentioned above, does not belong to Promoter and Promoter group.	<b>Transmission Limited</b>  Name of Successful Bidder: <b>M/s Power Grid Corporation of India Limited.</b>  It is pertinent to mention that the successful Bidder mentioned above, does not belong to Promoter and Promoter group.
6.	Whether the transaction would fall within related party transactions? If yes, whether the same is done at "arm's length".	The transaction does not fall within the purview of related party transaction.	The transaction does not fall within the purview of related party transaction.	The transaction does not fall within the purview of related party transaction.	The transaction does not fall within the purview of related party transaction.	The transaction does not fall within the purview of related party transaction.
7.	whether the sale, lease or disposal of the undertaking is outside Scheme of Arrangement? If yes, details of the same including compliance with regulation 37A of LODR Regulations.	Not Applicable	Not Applicable	Not Applicable	Not Applicable	Not Applicable

8.	Whether the transaction is in the nature of Slump Sale.	<p>The proposal for sale and transfer of NERES XVI Power Transmission Limited, to the successful bidder as per details given in Point no. 5 above, is not in the nature of slump sale.</p> <p>Further, the consideration for sale &amp; transfer of SPVs is determined in accordance with the Guidelines issued, from time to time, by the Ministry of Power, Government of India.</p>	<p>The proposal for sale and transfer of Rajasthan IV A Power Transmission Limited, to the successful bidder as per details given in Point no. 5 above, is not in the nature of slump sale.</p> <p>Further, the consideration for sale &amp; transfer of SPVs is determined in accordance with the Guidelines issued, from time to time, by the Ministry of Power, Government of India.</p>	<p>The proposal for sale and transfer of Rajasthan IV C Power Transmission Limited, to the successful bidder as per details given in Point no. 5 above, is not in the nature of slump sale.</p> <p>Further, the consideration for sale &amp; transfer of SPVs is determined in accordance with the Guidelines issued, from time to time, by the Ministry of Power, Government of India.</p>	<p>The proposal for sale and transfer of Rajasthan IV E Power Transmission Limited, to the successful bidder as per details given in Point no. 5 above, is not in the nature of slump sale.</p> <p>Further, the consideration for sale &amp; transfer of SPVs is determined in accordance with the Guidelines issued, from time to time, by the Ministry of Power, Government of India.</p>	<p>The proposal for sale and transfer of Khavda IV-E2 Transmission Limited, to the successful bidder as per details given in Point no. 5 above, is not in the nature of slump sale.</p> <p>Further, the consideration for sale &amp; transfer of SPVs is determined in accordance with the Guidelines issued, from time to time, by the Ministry of Power, Government of India.</p>
----	---	--	---	---	---	---

\*\*\*\*\*

**Annexure-4**

Details required as per the Regulations 30 of the Listing Regulations and Circulars issued thereunder are as below:-

<b>Sr. No.</b>	<b>Particulars</b>	<b>Details</b>
1	Reason for change viz. appointment, reappointment, resignation, removal, death or otherwise;	Appointment of M/s. Agrawal S. & Associates as the Secretarial Auditor for Financial Year 2023-24.
2	Date of appointment/reappointment/cessation (as applicable) & term of appointment/reappointment;	Date: April 30, 2024. Term: Appointed as Secretarial Auditor of the Company for the Financial Year 2023-24.
3	Brief profile (in case of appointment);	Agarwal S. & Associates is a Firm of Practising Company Secretaries registered in 2003 with the Institute of Company Secretaries of India (ICSI) having registered office at New Delhi. Firm has extensive experience in handling Secretarial Audit of large listed entities especially Public Sector Undertakings. Agarwal S. & Associates is a peer reviewed firm by the ICSI. The Firm provides professional services in the field of Corporate Governance, legal due diligence, restructuring and compliance management.
4	Disclosure of relationships between directors (in case of appointment of a director).	Not Applicable

\*\*\*