

10th November, 2021

To The Corporate Relations Department BSE Limited Phiroz Jeejeebhoy Towers, 25th Floor, Dalal Street Mumbai- 400001 Scrip Code - 543308 ISIN: INE967H01017	To The Listing Department National Stock Exchange of India Limited Exchange Plaza, Bandra Kurla Complex, Bandra (East) Mumbai - 400 051 Symbol - KIMS ISIN: INE967H01017
---	---

Dear Sir

Sub: Approval of unaudited Financial Results for the 2nd Quarter and Half year ended 30th September, 2021:

Pursuant to Regulation 33 of SEBI (Listing Obligations and Disclosure Requirements) Regulations, 2015, the Board of Directors have approved the unaudited Standalone and Consolidated Financial Results of the Company for the 2nd Quarter and Half year ended 30th September, 2021 at their meeting held on 10th November, 2021, which are enclosed herewith along with the Limited Review Reports issued by M/s. S.R. Batliboi & Associates LLP, the Statutory Auditors of the Company.

The financial results are also available on the website of the Company at www.kimshospitals.com and also on the websites of BSE Ltd and National Stock Exchange of India Ltd viz. www.bseindia.com and www.nseindia.com respectively.

The Board Meeting commenced at 4.00 PM and concluded at 6.40 Pm.

This is for your information and records.

Thanking you,

For Krishna Institute of Medical Sciences Limited



Umashankar Mantha
Company Secretary & Compliance Officer



Encl : As above

Krishna Institute of Medical Sciences Limited
Minister Road, Secunderabad - 500 003, Telangana, India
Phone: +91 40 4488 5000/4488 5184 | Fax: +91-40-27840980 | kimshospitals.com
CIN: L55101TG1973PLC040558

Independent Auditor's Review Report on the Quarterly and Year to Date Unaudited Standalone Financial Results of the Krishna Institute of Medical Sciences Limited Pursuant to the Regulation 33 and 52 of the SEBI (Listing Obligations and Disclosure Requirements) Regulations, 2015, as amended**Review Report to
The Board of Directors
Krishna Institute of Medical Sciences Limited**

1. We have reviewed the accompanying statement of unaudited standalone financial results of Krishna Institute of Medical Sciences Limited (the "Company") for the quarter and six month period ended 30 September 2021 and year to date from 01 April 2021 to 30 September 2021 (the "Statement") attached herewith, being submitted by the Company pursuant to the requirements of Regulation 33 and 52 of the SEBI (Listing Obligations and Disclosure Requirements) Regulations, 2015, as amended (the "Listing Regulations").
2. This Statement, which is the responsibility of the Company's Management and approved by the Company's Board of Directors, has been prepared in accordance with the recognition and measurement principles laid down in Indian Accounting Standard 34, (Ind AS 34) "Interim Financial Reporting" prescribed under Section 133 of the Companies Act, 2013 as amended, read with relevant rules issued thereunder and other accounting principles generally accepted in India. Our responsibility is to express a conclusion on the Statement based on our review.
3. We conducted our review of the Statement in accordance with the Standard on Review Engagements (SRE) 2410, "Review of Interim Financial Information Performed by the Independent Auditor of the Entity" issued by the Institute of Chartered Accountants of India. This standard requires that we plan and perform the review to obtain moderate assurance as to whether the Statement is free of material misstatement. A review of interim financial information consists of making inquiries, primarily of persons responsible for financial and accounting matters, and applying analytical and other review procedures. A review is substantially less in scope than an audit conducted in accordance with Standards on Auditing and consequently does not enable us to obtain assurance that we would become aware of all significant matters that might be identified in an audit. Accordingly, we do not express an audit opinion.
4. Based on our review conducted as above, nothing has come to our attention that causes us to believe that the accompanying Statement, prepared in accordance with the recognition and measurement principles laid down in the aforesaid Indian Accounting Standards ('Ind AS') specified under Section 133 of the Companies Act, 2013 as amended, read with relevant rules issued thereunder and other accounting principles generally accepted in India, has not disclosed the information required to be disclosed in terms of the Listing Regulations, including the manner in which it is to be disclosed, or that it contains any material misstatement.



S.R. BATLIBOI & ASSOCIATES LLP

Chartered Accountants

Other matters

5. The Statement includes the results for the corresponding quarter and six month period ended 30 September 2020 as reported in these Unaudited Financial Results have been prepared solely based on the information compiled by the management, and have not been subject to audit or review.

Our conclusion on the Statement is not modified in respect of this matter.

For S.R. BATLIBOI & ASSOCIATES LLP

Chartered Accountants

ICAI Firm registration number: 101049W/E300004

Navneet Rai

per Navneet Rai Kabra
Partner

Membership No.: 102328



UDIN: 21102328AAAAIA1212

Hyderabad

10 November 2021

Statement of Unaudited Standalone Financial Results for the Quarter and Half year ended 30 September 2021

(Rupees in millions)

	Quarter Ended						Half Year ended		Year ended
	30-Sep-21	30-Jun-21	30-Sep-20	30-Sep-21	30-Sep-20	31-Mar-21			
	(Unaudited)	(Unaudited)	(Unaudited) Refer Note 2	(Unaudited)	(Unaudited) Refer Note 2	(Audited)			
1	Income								
	2,841.73	3,315.14	2,823.84	6,156.87	4,219.39	9,326.89			
	93.38	40.17	18.71	133.55	56.82	96.15			
	2,935.11	3,355.31	2,842.55	6,290.42	4,276.21	9,423.04			
2	Expenses								
	618.20	864.77	625.91	1,482.97	926.01	1,959.62			
	(14.59)	(55.88)	36.20	(70.47)	43.27	52.34			
	413.23	492.20	355.97	905.43	662.58	1,470.36			
	844.03	903.09	734.13	1,747.12	1,178.15	2,804.28			
	10.75	22.49	28.11	33.24	73.48	147.83			
	114.20	107.36	108.39	221.56	211.82	445.98			
	1,985.82	2,534.03	1,888.71	4,319.85	3,095.31	6,880.41			
3	Profit before tax (1-2)								
	949.29	1,021.28	953.84	1,970.57	1,180.90	2,542.63			
4	Tax expense								
	243.71	263.54	253.35	507.25	308.89	668.12			
	(7.48)	(3.88)	0.89	(11.36)	2.49	(1.64)			
	-	-	(10.34)	-	(10.34)	(10.34)			
	236.23	259.66	243.90	495.89	301.04	656.14			
5	Profit for the period/year (3-4)								
	713.06	761.62	709.94	1,474.68	879.86	1,886.49			
6	Other comprehensive income								
	Items that will not be reclassified subsequently to statement of profit and loss								
	(7.51)	(1.60)	(0.18)	(9.11)	(3.20)	(6.40)			
	1.89	0.40	0.05	2.29	0.81	1.61			
	(5.62)	(1.20)	(0.13)	(6.82)	(2.39)	(4.79)			
7	Total comprehensive income (5+6)								
	707.44	760.42	709.81	1,467.86	877.47	1,881.70			
8	Paid up equity share capital (face value of Rs.10 each)								
9	Other Equity								
10	Earnings per share (of Rs.10 each) : (not annualised for the quarter ended)								
	8.91	9.81	9.53	19.63	11.81	25.20			
	8.91	9.81	9.46	19.63	11.72	24.77			



Notes:


- 1 In terms of Regulation 33 of the SEBI (Listing Obligations and Disclosure Requirements) 2015, this Statement of Unaudited Standalone Financial Results for the quarter and half year ended 30 September 2021 ("Unaudited Standalone Financial Results") of the Company has been reviewed by the Audit Committee and approved by the Board of Directors at their meeting held on 10 November 2021 and have been subject to a limited review by the statutory auditors of the Company. An unqualified report was issued by them thereon.
- 2 The Unaudited Standalone financial results for the corresponding quarter and half year ended 30 September 2020, have not been subject to an audit or review by our statutory auditors. However, the management has exercised necessary due diligence to ensure that the Unaudited Standalone financial results for these periods provide a true and fair view of the Company's affairs.
- 3 The Unaudited Standalone Financial Results of the Company have been prepared in accordance with the Indian Accounting Standards notified under Section 133 of the Companies Act 2013, as amended, read with relevant rules thereunder and in terms of Regulation 33 of the SEBI (Listing Obligations and Disclosure Requirements) 2015, as amended (the "Listing requirements").
- 4 The Unaudited Standalone Balance sheet and Unaudited Standalone Statement of Cash Flows are set out in Annexure I and Annexure II respectively.
- 5 The Company has completed Initial Public Offer ("IPO") of 25,995,042 Equity Shares of the face value of Rs. 10/- each at an issue price of Rs. 825/- per Equity Share, comprising offer for sale of 23,560,538 shares by Selling Shareholders and fresh issue of 2,434,504 shares. The Equity Shares of the Company were listed on BSE Limited ("BSE") and National Stock Exchange of India Limited ("NSE") on 28 June 2021.
- 6 The utilisation of the net IPO proceeds is summarised below:

Particulars	Objects of the issue as per prospectus *	Utilisation upto 30 September 2021	Unutilised amount as on 30 September 2021
Repayment/pre-payment, in full or part, of certain borrowings availed by our Company and by our Subsidiaries	1,500.00	1,500.00	-
General Corporate Purpose	416.60	416.60	-
Total	1,916.60	1,916.60	-


* net of Offer expenses to the extent applicable to the Fresh Issue.

- 7 The Code on Social Security, 2020 ('Code') relating to employee benefits during employment and post-employment benefits received Presidential assent in September 2020. The Code has been published in the Gazette of India. However, the date on which the Code will come into effect has not been notified and the final rules/interpretation have not yet been issued. The Company is assessing the impact of the Code and will record any related impact in the period of the Code becomes effective.
- 8 The Company operates in one single reportable business segment- "Medical and Healthcare services".
- 9 The outbreak of COVID-19 in many countries has brought about disruptions to businesses around the world and uncertainty to the global economy. The Company is closely monitoring the impact of the pandemic on all aspects of its business, including how it will impact its employees, vendors and business partners. The Company based on the information available to date, both internal and external, considered the uncertainty relating to the COVID-19 pandemic in assessing its impact. Based on the current estimates, the Company expects to fully recover the carrying amount of assets, and does not foresee any material adverse impact on its operations. As the outbreak continues to evolve, the Company will continue to closely monitor any material changes to future economic condition.
- 10 Subsequent to 30 September 2021, the Company has entered into a share purchase agreement ('SPA') and shareholders agreement ('SHA') dated 27 October 2021, with the existing promoter and certain other shareholders of Sarvejana Healthcare Private Limited ('Sunshine Hospitals') to acquire 51.07% of the equity share capital of the Sunshine Hospitals (as a combination of 17.6% stake through equity shares and the remainder through partly paid up equity shares, which shall be fully paid up by April 2022 based on agreed schedule). The Sunshine Hospitals is engaged in the healthcare industry. The said acquisition is subject to the fulfillment of various terms and conditions as specified in the SPA and SHA.
- 11 The previous periods numbers have been regrouped/rearranged wherever necessary to conform the current period presentation.
- 12 The above Unaudited Standalone Financial Results of the Company are available on the Company's website www.kimshospitals.com and also on the website of BSE (www.bseindia.com) and NSE (www.nseindia.com), where the shares of the Company are listed.

For and on behalf of the Board
Krishna Institute of Medical Sciences Limited


Dr. B Bhaskara Rao
Managing Director
DIN: 00008985

Hyderabad
10 November 2021




Annexure - 1

Krishna Institute of Medical Sciences Limited			
Corporate Identity number : U55101TG1973PLC040558			
Registered office : 1-8-31/1, Ministers road, Secunderabad, 500003, Telangana, India			
Website: www.kimshospitals.com, Email: CS@kimshospitals.com, Tel: 040 7122 5000			
Unaudited Standalone Balance Sheet as at 30 September 2021			
(Rupees in millions)			
	Particulars	As at 30 September 2021 (Unaudited)	As at 31 March 2021 (Audited)
A	ASSETS		
1	Non current Assets		
	Property, plant and equipment	5,747.59	5,771.77
	Capital work-in-progress	70.98	76.03
	Intangible assets	123.96	31.36
	Right-of-use assets	3.05	20.77
	Financial assets		
	(i) Investments	2,143.53	2,132.23
	(ii) Loans	1,143.35	190.60
	(iii) Other financial assets	157.01	107.94
	Non-current tax assets (net)	22.84	40.36
	Other non-current assets	110.04	93.96
	Total Non current Assets - (1)	9,522.35	8,465.02
2	Current Assets		
	Inventories	235.20	164.73
	Financial assets		
	(i) Trade receivables	784.77	730.04
	(ii) Cash and cash equivalents	362.26	345.85
	(iii) Bank balances other than (ii) above	3,451.11	2,154.33
	(iv) Loans	84.98	6.40
	(v) Other financial assets	368.18	224.25
	Other current assets	113.56	46.65
	Total Current Assets - (2)	5,400.06	3,672.25
3	Total Assets (3) = (1)+(2)	14,922.41	12,137.27
4	Equity and Liabilities		
	Equity share capital	800.28	775.93
	Other equity	11,670.08	8,297.30
	Total Equity - (4)	12,470.36	9,073.23
B	LIABILITIES		
5	Non-current liabilities		
	Financial liabilities		
	(i) Borrowings	112.91	677.84
	(ii) Lease liabilities	1.66	18.89
	(iii) Other financial liabilities	0.09	0.09
	Provisions	126.87	142.47
	Other non-current liabilities	1.63	22.72
	Deferred tax liabilities (net)	287.48	301.14
	Total Non-current liabilities - (5)	530.64	1,163.15
6	Current liabilities		
	Financial liabilities		
	(i) Borrowings	142.32	609.87
	(ii) Lease liabilities	3.33	6.73
	(iii) Trade payables		
	(a) Total outstanding dues of micro enterprises and small enterprises; and	0.75	2.51
	(b) Total outstanding dues of creditors other than micro enterprises and small enterprises	996.59	849.34
	(iv) Other financial liabilities	236.51	97.20
	Provisions	81.87	76.49
	Other current liabilities	309.91	195.34
	Current tax liabilities (Net)	150.13	63.41
	Non-current liabilities - (6)	1,921.41	1,900.89
	Total Equity and Liabilities (7) = (4)+(5)+(6)	14,922.41	12,137.27



Annexure - II

Krishna Institute of Medical Sciences Limited Corporate Identity number : U55101TG1973PLC040558 Registered office : 1-8-31/1, Ministers road, Secunderabad, 500003, Telangana, India Website: www.kimshospitals.com, Email: CS@kimshospitals.com, Tel: 040 7122 5000		
Statement of Unaudited Standalone Cashflows for the Half Year Ended 30 September 2021		
(Rupees in millions)		
Particulars	For the half year ended	For the half year ended
	30-Sep-21	30-Sep-20
	(Unaudited)	(Unaudited) Refer Note 2
I. Cash flows from operating activities:		
Profit before tax for the period/year	1,970.57	1,180.90
Adjustments for operating activities:		
Depreciation and amortisation expenses	221.56	211.82
Loss on sale of property, plant and equipment	26.30	-
Expected credit loss for trade receivables	41.36	9.52
Trade receivables written off	2.08	-
Investment written off	-	-
Guarantee commission income	(24.43)	(7.00)
Rental income	(0.69)	(0.61)
Profit on termination of lease	(2.57)	-
Interest income on fixed deposits, security deposit and loan to related parties	(98.27)	(15.93)
Liabilities no longer required written back	-	(0.27)
Interest income on income tax refund	-	(8.27)
Finance cost	33.24	73.48
Operating cash flows before working capital changes	2,169.15	1,443.64
Adjustments for:		
Decrease / (increase)		
- in trade receivables	(98.17)	356.18
- in inventories	(70.47)	43.28
- in loans, Other financial assets and other assets	(174.68)	(136.28)
Increase in trade payables, other financial liabilities, provisions and other liabilities	429.06	85.87
Cash generated from operations	2,254.89	1,792.69
Income taxes paid, net of refunds	(424.31)	(47.54)
Net cash generated from operating activities (1)	1,830.58	1,745.15
II. Cash flows from investing activities		
Purchase of property, plant and equipment and intangible assets	(342.95)	(127.76)
Proceeds from sale of property, plant and equipment	2.36	2.13
Investment in subsidiaries	(11.30)	(67.50)
Loans given to subsidiaries	(1,156.33)	(150.00)
Receipt of loans given to subsidiaries	125.00	45.00
Redemption of bank deposits (having original maturity of more than three months)	1,731.01	22.26
Investment in bank deposits (having original maturity of more than three months)	(3,075.71)	(4.07)
Lease income received	0.69	0.61
Interest received	64.56	19.63
Net cash used in investing activities (2)	(2,662.67)	(259.70)
III. Cash flows from financing activities		
Repayment of long-term borrowings	(532.48)	(775.18)
Proceeds / (repayment) of short-term borrowings (net)	(500.00)	(20.81)
Payment of lease obligations	(5.12)	(7.12)
Proceeds from issue of shares	1,916.60	-
Interest paid	(30.50)	(74.33)
Net cash flows generated from / (used in) financing activities (3)	848.50	(877.44)
Net increase in cash and cash equivalents (1+2+3)	16.41	608.01
Cash and cash equivalents at the beginning of the year	345.85	344.70
Cash and cash equivalents at the end of the period/year	362.26	952.71
Components of cash and cash equivalents		
Cash on hand	14.65	30.38
Balances with banks		
- On current accounts	347.61	326.08
- In deposit accounts	-	596.25
Total	362.26	952.71



Independent Auditor's Review Report on the Quarterly and Year to Date Unaudited Consolidated Financial Results of Krishna Institute of Medical Sciences Limited Pursuant to the Regulation 33 and 52 of the SEBI (Listing Obligations and Disclosure Requirements) Regulations, 2015, as amended

**Review Report to
The Board of Directors
Krishna Institute of Medical Sciences Limited**

1. We have reviewed the accompanying Statement of Unaudited Consolidated Financial Results of Krishna Institute of Medical Sciences Limited (the "Holding Company") and its subsidiaries (the Holding Company and its subsidiaries together referred to as "the Group") for the quarter and six month period ended 30 September 2021 and year to date from 01 April 2021 to 30 September 2021 (the "Statement") attached herewith, being submitted by the Holding Company pursuant to the requirements of Regulation 33 and 52 of the SEBI (Listing Obligations and Disclosure Requirements) Regulations, 2015, as amended (the "Listing Regulations").
2. This Statement, which is the responsibility of the Holding Company's Management and approved by the Holding Company's Board of Directors, has been prepared in accordance with the recognition and measurement principles laid down in Indian Accounting Standard 34, (Ind AS 34) "Interim Financial Reporting" prescribed under Section 133 of the Companies Act, 2013 as amended, read with relevant rules issued thereunder and other accounting principles generally accepted in India. Our responsibility is to express a conclusion on the Statement based on our review.
3. We conducted our review of the Statement in accordance with the Standard on Review Engagements (SRE) 2410, "Review of Interim Financial Information Performed by the Independent Auditor of the Entity" issued by the Institute of Chartered Accountants of India. This standard requires that we plan and perform the review to obtain moderate assurance as to whether the Statement is free of material misstatement. A review of interim financial information consists of making inquiries, primarily of persons responsible for financial and accounting matters, and applying analytical and other review procedures. A review is substantially less in scope than an audit conducted in accordance with Standards on Auditing and consequently does not enable us to obtain assurance that we would become aware of all significant matters that might be identified in an audit. Accordingly, we do not express an audit opinion.

We also performed procedures in accordance with the Circular No. CIR/CFD/CMD1/44/2019 dated 29 March 2019 issued by the Securities and Exchange Board of India under Regulation 33(8) of the Listing Regulations, to the extent applicable.

4. The Statement includes the results of the following entities:

S.no.	Entity	Relationship
1	Krishna Institute of Medical Sciences Limited	Holding Company
2	Arunodaya Hospitals Private Limited	Subsidiary
3	KIMS Hospital Enterprises Private Limited	Subsidiary
4	Iconkrishi Institute of Medical Sciences Private Limited	Subsidiary
5	Saveera Institute of Medical Sciences Private Limited	Subsidiary
6	KIMS Hospital Kurnool Private Limited	Subsidiary
7	KIMS Hospitals Private Limited	Subsidiary
8	KIMS Swastha Private Limited	Subsidiary
9	KIMS Cuddles Private Limited*	Subsidiary
10	KIMS Hospital (Bhubaneswar) Private Limited	Subsidiary

* the subsidiary has filed necessary closure forms for strike off with RoC on February 9, 2021



S.R. BATLIBOI & ASSOCIATES LLP

Chartered Accountants

5. Based on our review conducted and procedures performed as stated in paragraph 3 above and based on the consideration of the review reports of other auditors referred to in paragraph 6 below, nothing has come to our attention that causes us to believe that the accompanying Statement, prepared in accordance with recognition and measurement principles laid down in the aforesaid Indian Accounting Standards ('Ind AS') specified under Section 133 of the Companies Act, 2013, as amended, read with relevant rules issued thereunder and other accounting principles generally accepted in India, has not disclosed the information required to be disclosed in terms of the Listing Regulations, including the manner in which it is to be disclosed, or that it contains any material misstatement.

Other matters

6. The accompanying Statement includes the unaudited interim financial results and other financial information in respect of:
- Four subsidiaries, whose unaudited interim financial results include total revenues of Rs Nil, total net loss after tax of Rs. 0.87 million and 1.73 million, total comprehensive loss of Rs. 0.87 million and 1.73 million for the quarter and six month period ended 30 September 2021 respectively, as considered in the Statement which have been reviewed by their respective independent auditors.

The independent auditor's reports on interim financial results of these entities have been furnished to us by the Management and our conclusion on the Statement, in so far as it relates to the amounts and disclosures in respect of these subsidiaries is based solely on the report of such auditors and procedures performed by us as stated in paragraph 3 above.

Our conclusion on the Statement in respect of matters stated in para 6 above is not modified with respect to our reliance on the work done and the reports of the other auditors.


7. The Statement includes the results for the corresponding quarter and six month period ended 30 September 2020 as reported in these Unaudited Financial Results have been prepared solely based on the information compiled by the management, and have not been subject to audit or review.

Our conclusion on the Statement is not modified in respect of this matter.

For S.R. BATLIBOI & ASSOCIATES LLP

Chartered Accountants

ICAI Firm registration number: 101049W/E300004



per Navneet Rai Kabra
Partner

Membership No.: 102328



UDIN: 21102328AAAAHZ5456

Place: Hyderabad

Date: 10 November 2021

Statement of Unaudited Consolidated Financial Results for the Quarter and Half year ended 30 September 2021

(Rupees in millions)

	Quarter Ended			Half Year ended		Year ended
	30-Sep-21	30-Jun-21	30-Sep-20	30-Sep-21	30-Sep-20	31-Mar-21
	(Unaudited)	(Unaudited)	(Unaudited) Refer Note 2	(Unaudited)	(Unaudited) Refer Note 2	(Audited)
1 Income						
(a) Revenue from operations	4,117.40	4,731.79	4,096.33	8,849.19	6,107.34	13,299.37
(b) Other income	54.06	42.73	15.24	96.79	58.93	101.65
Total Income	4,171.46	4,774.52	4,111.57	8,945.98	6,166.27	13,401.02
2 Expenses						
(a) Purchase of medical consumables, drugs and surgical instruments	873.95	1,193.02	926.74	2,066.97	1,352.25	2,826.39
(b) Decrease / (increase) in inventories of medical consumables, drugs and surgical instruments	(18.79)	(69.60)	37.40	(88.39)	41.61	62.92
(c) Employee benefits expense	635.04	725.13	551.75	1,360.17	1,018.79	2,202.09
(d) Other expenses	1,339.41	1,446.56	1,167.88	2,785.97	1,924.96	4,499.14
(e) Finance cost	28.87	63.22	68.99	92.09	160.37	324.97
(f) Depreciation and amortisation expense	181.40	170.88	164.10	352.28	333.52	695.36
Total Expenses	3,039.88	3,529.21	2,916.86	6,569.09	4,831.50	10,610.87
3 Profit before tax (1-2)	1,131.58	1,245.31	1,194.71	2,376.89	1,334.77	2,790.15
4 Tax expense						
(a) Current tax	299.66	338.07	308.49	637.73	368.39	778.39
(b) Deferred tax credit	(10.62)	(13.06)	(5.33)	(23.68)	(14.41)	(33.03)
(c) Adjustment of tax relating to earlier periods	-	-	(10.00)	-	(10.00)	(10.00)
Total tax expenses (4)	289.04	325.01	293.16	614.05	343.98	735.36
5 Profit for the period/year (3-4)	842.54	920.30	901.55	1,762.84	990.79	2,054.79
Attributable to:						
Owners of the company	817.17	891.05	834.75	1,708.22	946.26	2,012.19
Non controlling interests	25.37	29.25	66.80	54.62	44.53	42.60
6 Other comprehensive income						
Items that will not be reclassified subsequently to statement of profit and loss						
- Re-measurement loss on defined benefit plans	(10.44)	(1.47)	0.02	(11.91)	(3.14)	(6.28)
- Income tax effect	2.68	0.38	-	3.06	0.80	1.64
Other comprehensive income, net of tax	(7.76)	(1.09)	0.02	(8.85)	(2.34)	(4.64)
Other comprehensive income/(Loss) for the period/year:						
Attributable to:						
Owners of the company	(6.99)	(1.19)	(0.15)	(8.18)	(2.47)	(4.98)
Non controlling interests	(0.77)	0.10	0.16	(0.67)	0.12	0.34
Other comprehensive income/(Loss)	(7.76)	(1.09)	0.01	(8.85)	(2.35)	(4.64)
7 Total comprehensive income (5+6)						
Owners of the company	806.73	889.58	834.77	1,696.31	943.12	2,005.91
Non controlling interests	28.05	29.63	66.80	57.68	45.33	44.24
Total comprehensive income	834.78	919.21	901.57	1,753.99	988.45	2,050.15
8 Paid up equity share capital (face value of Rs.10 each)						775.93
9 Other Equity						7,861.41
10 Earnings per share (of Rs.10 each): (not annualised)						
(a) Basic (Rs.)	10.34	11.48	11.21	22.87	12.71	26.87
(b) Diluted (Rs.)	10.34	11.48	11.12	22.87	12.61	26.42



Notes:

- 1 In terms of Regulation 33 of the SEBI (Listing Obligations and Disclosure Requirements) 2015, this Statement of Unaudited Consolidated Financial Results for the Half year ended 30 Sep 2021 ("Unaudited Consolidated Financial Results") of the Company has been reviewed by the Audit Committee and approved by the Board of Directors at their meeting held on 10 November 2021 and have been subject to a limited review by the statutory auditors of the Company. An unqualified report was issued by them thereon.
- 2 The Unaudited Consolidated financial results for the corresponding quarter and half year ended 30 September 2020, have not been subject to an audit or review by our statutory auditors. However, the management has exercised necessary due diligence to ensure that the Unaudited Consolidated financial results for these periods provide a true and fair view of the Group's affairs.
- 3 The Unaudited Consolidated Financial Results of the Group have been prepared in accordance with the Indian Accounting Standards notified under Section 133 of the Companies Act 2013, as amended, read with relevant rules thereunder and in terms of Regulation 33 of the SEBI (Listing Obligations and Disclosure Requirements) 2015, as amended (the "Listing requirements").
- 4 The Unaudited Consolidated Balance sheet and Unaudited Consolidated Statement of Cash Flows are set out in Annexure I and Annexure II respectively.
- 5 The Company has completed Initial Public Offer ("IPO") of 25,995,042 Equity Shares of the face value of Rs. 10/- each at an issue price of Rs. 825/- per Equity Share, comprising offer for sale of 23,560,538 shares by Selling Shareholders and fresh issue of 2,434,504 shares. The Equity Shares of the Company were listed on BSE Limited ("BSE") and National Stock Exchange of India Limited ("NSE") on 28 June 2021.
- 6 The utilisation of the net IPO proceeds is summarised below:

Particulars	Objects of the issue as per prospectus *	Utilisation upto 30 September 2021	Unutilised amount as on 30 September 2021
Repayment/pre-payment, in full or part, of certain borrowings availed by our Company and by our Subsidiaries	1,500.00	1,500.00	-
General Corporate Purpose	416.60	416.60	-
Total	1,916.60	1,916.60	-

* net of Offer expenses to the extent applicable to the Fresh Issue.


- 7 The Code on Social Security, 2020 ("Code") relating to employee benefits during employment and post-employment benefits received Presidential assent in September 2020. The Code has been published in the Gazette of India. However, the date on which the Code will come into effect has not been notified and the final rules/interpretation have not yet been issued. The Company is assessing the impact of the Code and will record any related impact in the period of the Code becomes effective.
- 8 The Company operates in one single reportable business segment- "Medical and Healthcare services".
- 9 The outbreak of COVID-19 in many countries has brought about disruptions to businesses around the world and uncertainty to the global economy. The Company is closely monitoring the impact of the pandemic on all aspects of its business, including how it will impact its employees, vendors and business partners. The Company based on the information available to date, both internal and external, considered the uncertainty relating to the COVID-19 pandemic in assessing its impact. Based on the current estimates, the Company expects to fully recover the carrying amount of assets, and does not foresee any material adverse impact on its operations. As the outbreak continues to evolve, the Company will continue to closely monitor any material changes to future economic condition.
- 10 Subsequent to 30 September 2021, the Company has entered into a share purchase agreement ("SPA") and shareholders agreement ("SHA") dated 27 October 2021, with the existing promoter and certain other shareholders of Sarvejana Healthcare Private Limited ('Sunshine Hospitals') to acquire 51.07% of the equity share capital of the Sunshine Hospitals (as a combination of 17.6% stake through equity shares and the remainder through partly paid up equity shares, which shall be fully paid up by April 2022 based on agreed schedule). The Sunshine Hospitals is engaged in the healthcare industry. The said acquisition is subject to the fulfillment of various terms and conditions as specified in the SPA and SHA.
- 11 The previous periods numbers have been regrouped/rearranged wherever necessary to conform the current period presentation.
- 12 The above Unaudited Consolidated Financial Results of the Group are available on the Company's website www.kimshospitals.com and also on the website of BSE (www.bseindia.com) and NSE (www.nseindia.com), where the shares of the Company are listed.

For and on behalf of the Board

Krishna Institute of Medical Sciences Limited

Dr. B Bhaskara Rao
Managing Director
DIN: 00008985

Hyderabad
10 November 2021



Krishna Institute of Medical Sciences Limited
 Corporate Identity number : U55101TG1973PLC040558
 Registered office : 1-8-31/1, Ministers road, Secunderabad. 500003, Telangana, India
 Website: www.kimshospitals.com, Email: CS@kimshospitals.com, Tel: 040 7122 5000

Unaudited Consolidated Balance Sheet as at 30 September 2021

(Rupees in millions)

S.No	Particulars	As at 30 September 2021 (Unaudited)	As at 31 March 2021 (Audited)
A	ASSETS		
1	Non current Assets		
	Property, plant and equipment	7,682.61	7,706.26
	Capital work-in-progress	97.96	92.44
	Goodwill	847.75	847.75
	Other Intangible assets	334.70	247.43
	Right-of-use assets	468.51	509.34
	Financial assets		
	(i) Other financial assets	419.10	192.20
	Deferred tax asset (net)	22.66	29.35
	Non-current tax assets (net)	114.40	103.70
	Other non-current assets	404.19	121.12
	Total Non current Assets - (1)	10,391.88	9,849.59
2	Current Assets		
	Inventories	329.24	240.85
	Financial assets		
	(i) Trade receivables	1,205.34	1,098.19
	(ii) Cash and cash equivalents	454.05	521.29
	(iii) Bank balances other than (ii) above	3,497.11	2,323.13
	(iv) Other financial assets	397.76	257.62
	Other current assets	150.67	70.87
	Total Current Assets - (2)	6,034.17	4,511.95
	Total Assets (3) = (1)+(2)	16,426.05	14,361.54
B	LIABILITIES		
4	EQUITY AND LIABILITY		
	Equity share capital	800.28	775.93
	Other equity	11,456.72	7,861.41
	Equity attributable to Shareholders of the company - (4)	12,257.00	8,637.34
5	Non-controlling interests - (5)	176.91	124.61
6	Total Equity (6) = (4)+(5)	12,433.91	8,761.95
7	Non-current liabilities		
	Financial liabilities		
	(i) Borrowings	264.96	1,846.03
	(ii) Lease liabilities	404.29	433.40
	(iii) Other financial liabilities	4.85	5.59
	Provisions	148.42	160.64
	Other non-current liabilities	-	12.37
	Deferred tax liabilities (net)	336.20	358.31
	Total Non-current liabilities - (7)	1,158.72	2,816.34
8	Current liabilities		
	Financial liabilities		
	(i) Borrowings	235.10	858.64
	(ii) Lease liabilities	25.66	25.62
	(iii) Trade payables		
	(a) Total outstanding dues of micro enterprises and small enterprises; and	45.62	17.90
	(b) Total outstanding dues of creditors other than micro enterprises and small enterprises	1,527.23	1,300.80
	(iv) Other financial liabilities	351.58	161.29
	Provisions	122.35	104.86
	Other current liabilities	355.48	227.13
	Current tax liabilities (Net)	170.40	87.01
	Total Non-current liabilities - (8)	2,833.42	2,783.25
9	Total Equity and Liabilities (9) = (7)+(8)	16,426.05	14,361.54



Krishna Institute of Medical Sciences Limited
 Corporate Identity number : U55101TG1973PLC040558
 Registered office : 1-8-31/1, Ministers road, Secunderabad, 500003, Telangana, India
 Website: www.kimshospitals.com, Email: CS@kimshospitals.com, Tel: 040 7122 5000

Statement of Unaudited Consolidated Cashflows for the Half Year Ended 30 September 2021

Particulars	(Rupees in millions)	
	For the half year ended	For the half year ended
	30-Sep-21 (Unaudited)	30-Sep-20 (Unaudited) Refer Note 2
I. Cash flows from operating activities:		
Profit before tax for the period/year	2,376.89	1,335.01
Adjustments for operating activities:		
Depreciation and amortisation expenses	352.28	333.52
(Profit)/Loss on sale of property, plant and equipment	26.43	(0.79)
Expected credit loss for trade receivables	79.73	2.27
Trade receivables written off	9.94	0.75
Rental income	(5.70)	(3.37)
Profit on termination of lease	(2.57)	-
Interest income on fixed deposits and security deposit	(72.94)	(20.11)
Liabilities no longer required written back	(5.82)	(5.00)
Finance cost	92.09	160.37
Operating cash flows before working capital changes	2,850.33	1,802.65
Adjustments for:		
Decrease/(increase)		
- in trade receivables	(196.82)	390.93
- in inventories	(88.39)	41.61
- in Other financial assets and other assets	(651.63)	(221.90)
Increase/(decrease) in trade payables, other financial liabilities, provisions and other liabilities	596.09	61.77
Cash generated from operations	2,509.58	2,075.06
Income taxes paid, net of refunds	(553.73)	(47.30)
Net cash generated from operating activities (1)	1,955.85	2,027.77
II. Cash flows from investing activities		
Purchase of property, plant and equipment and intangible assets	(462.49)	(237.38)
Proceeds from sale of property, plant and equipment	2.45	2.12
Investment in subsidiaries	(11.31)	(67.50)
Redemption of bank deposits (having original maturity of more than three months)	3,620.10	23.37
Investment in bank deposits (having original maturity of more than three months)	(4,832.09)	(143.01)
Lease income received	5.70	3.37
Interest received	54.49	19.93
Net cash used in investing activities (2)	(1,623.15)	(399.09)
III. Cash flows from financing activities		
Repayment of long-term borrowings	(1,712.86)	(850.10)
Proceeds from long-term borrowings	-	-
Proceeds / (repayment) of short-term borrowings (net)	(496.73)	9.32
Payment of lease obligations	(30.19)	(17.93)
Proceeds from issue of shares	1,916.60	-
Interest paid	(76.74)	(134.84)
Net cash flows generated from / (used in) financing activities (3)	(399.93)	(993.55)
Net increase in cash and cash equivalents (1+2+3)	(67.23)	635.12
Cash and cash equivalents at the beginning of the year	521.29	405.14
Cash and cash equivalents at the end of the period/year	454.06	1,040.26
Components of cash and cash equivalents		
Cash on hand	19.48	35.91
Balances with banks		
- On current accounts	434.58	408.10
- In deposit accounts (with original maturity of 3 months or less)	-	596.25
Total	454.06	1,040.26

