

03<sup>rd</sup> January, 2020

To  
Manager-CRD  
**BSE Limited**  
Phiroze Jeejeebhoy Towers,  
Dalal Street, Fort,  
Mumbai - 400 001

Dear Sir/Madam,

Scrip Code: 508954

Sub.: Disclosure of Consolidated Related Party Transactions for the Half-Year ended 30<sup>th</sup> September, 2019.


Pursuant to Regulation 23(9) of the SEBI (Listing of Obligations and Disclosure Requirement) Regulations, 2015, please find enclosed herewith the list of Related Party Transactions of the Company on a consolidated basis for the Half-Year ended on 30th September, 2019 as per the Indian Accounting Standards.

Kindly take the above on your record.

Thanking you,

Yours faithfully,

For Finkurve Financial Services Limited





Sunny Parekh  
Company Secretary & Compliance Officer  
M. No.: ACS 32611  
Encl.: A/a



**FINKURVE FINANCIAL SERVICES LIMITED**

Transaction with Related Parties during the half year ended 30th September, 2019					
Nature of Relationship	Key Management Personnel (KMP)	Relative of KMP	Subsidiary	Ent owned or controlled by KMP	Associates
<b>Nature of Transaction</b>					
<b>INCOME</b>					
<b>Interest Received</b>	-	-	241,174.00	18,594,194.00	-
Augmont Gold Private Limited	-	-	-	1,346,253.00	-
Badami Trading LLP	-	-	-	2,808,640.00	-
Parshwanath Investments	-	-	-	7,336.00	-
Supama Forex Pvt Ltd	-	-	241,174.00	-	-
Hriday Products Pvt Ltd	-	-	-	162,500.00	-
Pratvik Hospitality LLP	-	-	-	493,582.00	-
Kevin & Mike Consultancy	-	-	-	1,221,757.00	-
Renaissance Fincon Pvt Ltd	-	-	-	5,002,391.00	-
Krish Dreams Home Pvt Ltd	-	-	-	2,151,403.00	-
Vimuk Enterprises LLP	-	-	-	1,795,359.00	-
RSBL Refining & Assaying LLP	-	-	-	3,604,973.00	-
<b>Rent Paid</b>	-	-	-	420,000.00	-
RSBL Builders LLP	-	-	-	420,000.00	-
<b>Rent Received</b>	-	-	-	106,200.00	-
Supama Developer LLP	-	-	-	35,400.00	-
Supama Infra Services Ltd	-	-	-	35,400.00	-
Supama Realtors LLP	-	-	-	35,400.00	-
<b>EXPENSES</b>					
<b>Directors Remuneration</b>	468,000.00	-	-	-	-
Sachin Kothari	450,000.00	-	-	-	-
Riddhi Kamlesh Tilwani	9,000.00	-	-	-	-
Nishant Ranka	9,000.00	-	-	-	-
<b>Interest Paid</b>	-	-	-	17,885,913.00	-
Riddhisiddhi Bullions Ltd	-	-	-	206,388.00	-
Augmont Enterprises Pvt Ltd	-	-	-	17,454,082.00	-
Arch & Teco Consultancy Pvt Ltd	-	-	-	225,443.00	-
<b>Car Rental Paid</b>	335,682.00	-	-	-	-
Sachin Kothari	335,682.00	-	-	-	-
<b>Share of Loss</b>	-	-	-	683,510.00	-
Pratvik Hospitality LLP	-	-	-	683,510.00	-
<b>OTHER TRANSACTIONS</b>					
<b>Loan Given - Short Term during the year</b>	-	-	177,000,000.00	281,140,000.00	-
Augmont Gold Private Limited	-	-	-	7,000,000.00	-
Badami Trading LLP	-	-	-	52,500,000.00	-
Parshwanath Investments	-	-	-	-	-
Supama Forex Pvt Ltd	-	-	177,000,000.00	-	-
Hriday Products Pvt Ltd	-	-	-	-	-
Pratvik Hospitality LLP	-	-	-	-	-
Kevin & Mike Consultancy	-	-	-	2,500,000.00	-
Renaissance Fincon Pvt Ltd	-	-	-	179,400,000.00	-
Krish Dreams Home Pvt Ltd	-	-	-	39,740,000.00	-
Vimuk Enterprises LLP	-	-	-	-	-
RSBL Refining & Assaying LLP	-	-	-	-	-
Supama Realtors LLP	-	-	-	-	-
Supama Developer LLP	-	-	-	-	-
Supama Nicnish	-	-	-	-	-
<b>Loan Received Back</b>	-	-	162,092,621.00	266,943,490.00	-
Augmont Gold Private Limited	-	-	-	4,000,000.00	-
Badami Investment	-	-	-	2,713,064.00	-
Badami Trading LLP	-	-	-	59,473,977.00	-
Parshwanath Investments	-	-	-	5,584,828.00	-
Supama Forex Pvt Ltd	-	-	162,092,621.00	-	-
Hriday Products Pvt Ltd	-	-	-	-	-
Pratvik Hospitality LLP	-	-	-	500,000.00	-
Kevin & Mike Consultancy	-	-	-	1,000,000.00	-
Renaissance Fincon Pvt Ltd	-	-	-	120,955,500.00	-
Krish Dreams Home Pvt Ltd	-	-	-	-	-
Vimuk Enterprises LLP	-	-	-	33,700,000.00	-

RSBL Refining & Assaying LLP	-	-	-	5,000,000.00	-
Supama Realtors LLP	-	-	-	127,610.00	-
Supama Developer LLP	-	-	-	19,962,859.00	-
Supama Nicnish	-	-	-	13,925,652.00	-
<b>Loan Taken during the year</b>	-	-	-	<b>694,100,000.00</b>	-
Riddhisiddhi Bullions Ltd	-	-	-	649,100,000.00	-
Augmont Enterprises Pvt Ltd	-	-	-	45,000,000.00	-
<b>Loan Paid - Refunded</b>	-	-	-	<b>951,049,258.00</b>	-
Riddhisiddhi Bullions Ltd	-	-	-	817,885,469.00	-
Augmont Enterprises Pvt Ltd	-	-	-	133,094,520.00	-
Haven Infoline LLP	-	-	-	69,269.00	-
<b>OUTSTANDING AS AT 30th SEPTEMBER, 2019</b>					
<b>Investment</b>	-	-	<b>93,610,000.00</b>	<b>453,085.00</b>	-
Finkurve Bullion Pvt Ltd	-	-	-	-	-
Finkurve Commodities Pvt Ltd	-	-	8,330,000.00	-	-
Supama Forex Pvt Ltd	-	-	85,280,000.00	-	-
Pratvick Hospitality LLP	-	-	-	453,085.00	-
<b>Loan Given - Short Term - Outstanding</b>	-	-	<b>15,241,174.00</b>	<b>367,080,091.13</b>	-
Augmont Gold Private Limited	-	-	-	22,780,181.00	-
Badami Trading LLP	-	-	-	55,309,702.55	-
Hriday Products Pvt Ltd	-	-	-	3,230,191.00	-
Supama Forex Pvt Ltd	-	-	15,241,174.00	-	-
Pratvik Hospitality LLP	-	-	-	8,609,366.00	-
Kevin & Mike Consultancy	-	-	-	19,189,582.00	-
Renaissance Fincon Pvt Ltd	-	-	-	143,735,805.58	-
Krish Dreams Home Pvt Ltd	-	-	-	41,891,403.00	-
Vimuk Enterprises LLP	-	-	-	13,690,421.00	-
RSBL Refining & Assaying LLP	-	-	-	58,643,439.00	-
<b>Loan Received - Outstanding</b>	-	-	-	<b>577,318,295.00</b>	-
Riddhisiddhi Bullions Ltd	-	-	-	210,184,439.00	-
Augmont Enterprises Pvt Ltd	-	-	-	362,254,082.00	-
Arch & Teco Consultants Pvt Ltd	-	-	-	4,879,774.00	-
<b>Sundry Creditors</b>	<b>74,800.00</b>	-	-	-	-
Sachin Kothari - Directors Remuneration Payable	74,800.00	-	-	-	-
<b>Sundry Debtors</b>	<b>6,714.00</b>	-	-	-	-
Sachin Kothari - Car Rental (TDS)	6,714.00	-	-	-	-

