

INFORMED TECHNOLOGIES INDIA LIMITED

CIN L99999MH1958PLC011001

| Regd. Office: 'Nirmal', 20th Floor, Nariman Point, Mumbai - 400021|

| Tel# +91 22 2202 3055/66 | Email: itil_investor@informed-tech.com | Website: www.informed-tech.com |

Date: November 14, 2022

To,
Bombay Stock Exchange Limited
Phiroze Jeejeebhoy Towers,
Dalal Street,
Mumbai:-400001.

Dear Sir/Madam,

SCRIP CODE: - 504810

Sub: Unaudited Financial Result and Limited Review Report for the Quarter and Half Year Ended September 30, 2022

In pursuance of Regulation 33 of SEBI (Listing Obligations and Disclosure Requirements) Regulations, 2015, enclosed herewith please find **Un-audited Financial Results (Standalone & Consolidated)** of the Company for the quarter and half year ended September 30, 2022 duly approved by the Board of Directors of the Company in its meeting held on November 14, 2022.

Also attached herewith is the **Limited Review Report** (Standalone & Consolidated) of the Statutory Auditor of the Company, as required under Regulation 33 of the SEBI (Listing Obligations and Disclosure Requirements) Regulations, 2015.

The results will be published in the newspapers in terms of SEBI (Listing Obligations and Disclosure Requirements) Regulations, 2015.

The Meeting of the Board of Directors Commenced at 03:30 PM and concluded at 4:00 PM

Kindly take the same on your record.

Thanking You,
Yours faithfully,

For **M/s. Informed Technologies India Limited**



Anita Pagare
Company Secretary & Compliance Officer
Membership No. A47696


PAREKH SHARMA & ASSOCIATES
C H A R T E R E D A C C O U N T A N T S

Review report

**TO THE BOARD OF DIRECTORS OF
INFORMED TECHNOLOGIES INDIA LIMITED**

We have reviewed the accompanying statement of unaudited standalone financial results of **Informed Technologies India Limited** ("the Company") for the quarter and half year ended 30th September, 2022 ("the Statement"), being submitted by the Company pursuant to the requirements of Regulations 33 of the SEBI (Listing Obligations and Disclosure Requirements) Regulations, 2015, as amended ("Listing Regulations").


This statement is the responsibility of the Company's Management and has been approved by the Board of Directors, has been prepared in accordance with the recognition and measurement principles laid down in Indian Accounting Standard 34 "Interim Financial Reporting" ("Ind AS 34"), prescribed under Section 133 of the Companies Act, 2013, and other accounting principles generally accepted in India and in compliance with Regulation 33 of the Listing Regulations. Our responsibility is to issue a report on these financial statements based on our review.

We conducted our review of the Statement in accordance with the Standard on Review Engagements (SRE) 2410 "Review of Interim Financial Information Performed by the Independent Auditor of the Entity", issued by the Institute of Chartered Accountants of India. This standard requires that we plan and perform the review to obtain moderate assurance as to whether the financial statements are free of material misstatement. A review is limited primarily to inquiries of company personnel and analytical procedures applied to financial data and thus provides less assurance than an audit. We have not performed an audit and accordingly, we do not express an audit opinion.

Based on our review conducted as above, nothing has come to our attention that causes us to believe that the accompanying statement of unaudited financial results prepared in accordance with applicable accounting standards and other recognized accounting practices and policies has not disclosed the information required to be disclosed in terms of Regulation 33 of the SEBI (Listing Obligations and Disclosure Requirements) Regulations, 2015 including the manner in which it is to be disclosed, or that it contains any material misstatement.

Our conclusion is not modified in respect of this matter.

For Parekh Sharma & Associates
Chartered Accountants
Firm Regn. No. 129301W


Sujesh Sharma
Partner
Membership No.118944
UDIN: 22118944BDBAEP9554

Place: Mumbai
Date: 14th November, 2022

STATEMENT OF STANDALONE UNAUDITED FINANCIAL RESULTS FOR THE QUARTER AND HALF YEAR ENDED 30TH SEPTEMBER, 2022
 Rs... in lakhs except earning per share

Particulars	For the Quarter Ended on			For the Half year Ended on		For the Year Ended on
	30-Sep-22	30-Jun-22	30-Sep-21	30-Sep-22	30-Sep-21	31-Mar-22
	Unaudited	Unaudited	Unaudited	Unaudited	Unaudited	Audited
1 Income from Operation						
(a) Revenue from Operations	65.83	57.36	68.15	123.19	136.28	264.22
(b) Other income	96.12	(61.66)	57.31	34.46	114.66	218.84
Total Income	161.95	(4.30)	125.46	157.65	250.94	483.06
2 Expenses :						
(a) Cost of materials consumed	-	-	-	-	-	-
(b) Purchases of stock-in-trade	-	-	-	-	-	-
(c) Changes in inventories of finished goods, stock-in-trade and work-in-progress	-	-	-	-	-	-
(d) Employee benefits expense	31.62	34.68	33.99	66.30	68.00	122.49
(e) Finance costs	0.48	1.95	0.86	2.43	1.77	4.53
(f) Depreciation, amortisation and impairment expense	7.17	7.10	6.47	14.27	12.96	25.79
(g) Other expenses (Net of cost of manufactured products capitalised)	79.21	79.59	38.36	158.80	54.65	137.45
Total expenses	118.48	123.32	79.68	241.80	137.38	290.26
3 Profit/(Loss) before exceptional items and tax (1 - 2)	43.47	(127.62)	45.78	(84.15)	113.56	192.80
4 Exceptional items (net)	-	-	-	-	-	-
5 Profit/(Loss) before tax (3 + 4)	43.47	(127.62)	45.78	(84.15)	113.56	192.80
6 Tax Expense						
(a) Current Tax	-	-	-	-	-	6.04
(b) Minimum alternate tax credit	-	-	-	-	-	-
(c) Deferred Tax	(0.77)	(7.35)	13.12	(8.12)	21.94	40.44
7 Profit/(Loss) after tax (5 - 6)	44.24	(120.27)	32.66	(76.03)	91.62	146.32
8 Other Comprehensive Income						
a. (i) Items that will not be reclassified to profit or loss	39.26	6.19	62.65	45.45	70.93	53.25
(ii) Income tax relating to items that will not be reclassified to profit or loss	-	-	-	-	-	-
b. (i) Items that will be reclassified to profit or loss	-	-	-	-	-	-
(ii) Income tax relating to items that will be reclassified to profit or loss	-	-	-	-	-	-
9 Total Comprehensive Income / (Loss) for the period (7 + 8)	83.50	(114.08)	95.31	(30.58)	162.55	199.57
10 Paid-up equity share capital (Face value Rs. 10 per share)	416.91	416.91	416.91	416.91	416.91	416.91
11 Reserves and Surplus	-	-	-	-	-	1,154.34
12 Earning per share (not annualised):						
(a) Basic Earnings per share Rs.	1.06	(2.88)	0.78	(1.82)	2.20	3.51
(b) Diluted Earnings per share Rs.	1.06	(2.88)	0.78	(1.82)	2.20	3.51

Notes:

- The above results have been reviewed by the Audit Committee and thereafter approved by the Board of Directors of the Company at its meeting held on 14th November, 2022.
- The Company has only one reportable segment of activity namely "Information Technology - Business Process Outsourcing".
- This statement has been prepared in accordance with companies (Indian Accounting Standards) rules 2015 (Ind AS), prescribed u/s 133 of the companies Act, 2013 and other recognised accounting practices and policies to the extent applicable.
- Previous period figures are regrouped, rearranged, wherever necessary.

Place: Mumbai
 Date: 14th November, 2022


 For Informed Technologies India Limited
 Chartered Accountant
 (DIN: 8050717)



INFORMED TECHNOLOGIES INDIA LIMITED

Statement of Unaudited Standalone Assets and Liabilities

Rs... in lakhs

Particulars	As at 30th September, 2022	As at 31st March, 2022
ASSETS		
Non-current assets		
Property, plant and equipment	278.48	261.60
Investment property	20.11	20.65
Other intangible assets	0.46	0.46
Intangible assets under development	-	-
Investments	451.22	405.54
Non-current tax assets (Net)	19.24	9.75
Deferred tax assets (Net)	-	-
Other non-current assets	9.71	9.71
	779.22	707.71
Current assets		
Financial assets		
Investments	665.46	850.07
Trade Receivables	24.44	41.91
Cash and cash equivalents	107.84	60.78
Bank balance other than mentioned in cash and cash equivalents	4.40	4.40
Other current assets	106.34	50.94
	908.48	1,008.10
Total Assets	1,687.70	1,715.81
EQUITY AND LIABILITIES		
Equity		
Equity Share Capital	416.91	416.91
Other Equity	1,123.76	1,154.34
Total Equity	1,540.67	1,571.25
Liabilities		
Non-current liabilities		
Financial liabilities		
Borrowings	19.38	9.66
Lease Liabilities	-	-
Provisions	6.97	10.74
Deferred tax liabilities (Net)	6.44	14.57
Other non-current liabilities	55.09	54.55
Total non-current liabilities	87.88	89.52
Current liabilities		
Financial liabilities		
Borrowings	11.89	10.69
Lease Liabilities	-	-
Trade payables		
Total outstanding dues of micro enterprises and small enterprises and	-	-
Total outstanding dues of creditors other than micro enterprises and small enterprises	7.90	6.39
Other current liabilities	39.36	37.96
Total current liabilities	59.15	55.04
Total Liabilities	147.03	144.56
Total Equity and Liabilities	1,687.70	1,715.81

For Informed Technologies India Limited



 Gautam Kharelwal
 Chairman,
 (DIN: 00270717)

INFORMED TECHNOLOGIES INDIA LIMITED

Statement of Unaudited Standalone Cash Flow

Rs... in lakhs

	Particulars	As at 30th September, 2022	As at 31st March, 2022
A.	CASH FLOWS FROM OPERATING ACTIVITIES		
	Net Profit / (Loss) before tax	(84.15)	192.79
	Adjustments for:		
	Depreciation and amortization	14.27	25.79
	Finance cost	2.43	4.53
	Re-measurement gains/(losses) on defined benefit plans	(4.62)	3.79
	Profit on sale of investments	(82.28)	(19.98)
	Unrealised (gain)/ loss from investments	98.27	(140.24)
	Interest income	(0.63)	(1.30)
	Dividend income	(6.16)	(3.91)
	Profit on sale of fixed asset	(2.44)	-
	Capital WIP Written off	-	1.52
	Income from investment assets	(41.22)	(52.10)
	Operational Profit before Working Capital changes	(106.53)	10.89
	Adjustments for changes in Working Capital :		
	Trade receivables	17.46	(11.94)
	Other current assets	(55.40)	(20.67)
	Trade payables	1.51	(0.68)
	Other current liabilities	(2.38)	13.88
		(38.81)	(19.41)
	Cash from/ (used) in operating activities	(145.34)	(8.52)
	Direct taxes paid, net	(9.50)	5.46
	NET CASH FROM/ (USED) IN OPERATING ACTIVITIES	(154.84)	(3.06)
B.	CASH FLOW FROM INVESTING ACTIVITIES		
	Purchase of Property, plant and equipment	(31.74)	(1.09)
	Proceeds from sale of property, plant and equipment	3.57	-
	Proceeds from sale of investments	223.35	109.55
	Payment towards purchase of investments	(50.33)	(188.74)
	Income from investment assets	41.22	52.10
	Dividend received	6.16	3.91
	Interest received	0.63	1.30
	Proceeds / (repayment) of loans and deposits	0.54	54.55
	NET CASH FROM/ (USED) IN INVESTING ACTIVITIES	193.40	31.58
C.	CASH FLOW FROM FINANCING ACTIVITIES		
	Proceeds / (Repayment) of Short-term Borrowings	9.73	(10.69)
	Proceeds/(Repayment) of Long-term Borrowings	1.20	0.44
	Dividend paid	-	(2.09)
	Finance Cost	(2.43)	(4.53)
	NET CASH GENERATED FROM FINANCING ACTIVITIES	8.50	(16.87)
D.	NET CASH FLOWS DURING THE YEAR (A+B+C)	47.06	11.65
E.	Cash and cash equivalents at the beginning	60.78	49.13
F.	CASH AND CASH EQUIVALENTS AT THE END (D+E)	107.84	60.78
G.	CASH AND CASH EQUIVALENTS COMPRISE OF:		
	Cash on hand	0.21	0.22
	Cheques on hand	-	-
	Balances with banks in current accounts	107.63	60.56
	CASH AND CASH EQUIVALENTS AS PER NOTE	107.84	60.78

For Informed Technologies India Limited



 Charan Khandewal
 Chairman
 (DIN: 067017)

Place: Mumbai
Date: 14th November, 2022




Limited Review Report On unaudited consolidated quarterly financial results of the
Company Pursuant to the Regulation 33 of the SEBI (Listing Obligations and Disclosure
Requirements) Regulations, 2015

**TO THE BOARD OF DIRECTORS OF
INFORMED TECHNOLOGIES INDIA LIMITED**

1. We have reviewed the accompanying Statement of Consolidated Unaudited Financial Results of Informed Technologies India Limited ("the Parent") and its share of the net profit after tax and total comprehensive income of its associates for the quarter and half year ended 30th September, 2022 ("the Statement"), being submitted by the Parent pursuant to the requirement of Regulation 33 of the SEBI (Listing Obligations and Disclosure Requirements) Regulations, 2015, as amended. Attention is drawn to the fact that the consolidated figures for the corresponding quarter and half year ended 30th September, 2021, as reported in these financial results have been approved by the Parent's Board of Directors.
2. This Statement, which is the responsibility of the Parent's Management and approved by the Parent's Board of Directors, has been prepared in accordance with the recognition and measurement principles laid down in Indian Accounting Standard 34 "Interim Financial Reporting" ("Ind AS 34"), prescribed under Section 133 of the Companies Act, 2013, and other accounting principles generally accepted in India. Our responsibility is to express a conclusion on the Statement based on our review.
3. We conducted our review of the Statement in accordance with the Standard on Review Engagements (SRE) 2410 "Review of Interim Financial Information Performed by the Independent Auditor of the Entity", issued by the Institute of Chartered Accountants of India. A review of interim financial information consists of making inquiries, primarily of persons responsible for financial and accounting matters, and applying analytical and other review procedures. A review is substantially less in scope than an audit conducted in accordance with Standards on Auditing and consequently does not enable us to obtain assurance that we would become aware of all significant matters that might be identified in an audit. Accordingly, we do not express an audit opinion.

We also performed procedures in accordance with the circular issued by the SEBI under Regulation 33 (8) of the SEBI (Listing Obligations and Disclosure Requirements) Regulations, 2015, as amended, to the extent applicable.

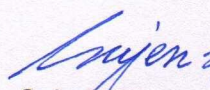


4. The Statement includes the results of the following entities:
- Informed Technologies India Limited
 - Entecres Labs Private Limited
5. Based on our review conducted and procedures performed as stated in paragraph 3 above and based on the consideration of the review reports of other auditors referred to in paragraph 6 below, nothing has come to our attention that causes us to believe that the accompanying Statement, prepared in accordance with the recognition and measurement principles laid down in the aforesaid Indian Accounting Standard and other accounting principles generally accepted in India, has not disclosed the information required to be disclosed in terms of Regulation 33 of the SEBI (Listing Obligations and Disclosure Requirements) Regulations, 2015, as amended, including the manner in which it is to be disclosed, or that it contains any material misstatement.
6. The consolidated unaudited financial results also include the Group's share of net profit of Rs.15.68 & Rs.38.35 lakhs and total comprehensive profit of Rs.15.68 & Rs.38.35 lakhs for the quarter and half year ended 30th September, 2022 respectively as considered in the consolidated unaudited financial results, in respect of one associate, based on its interim financial statements which have not been reviewed/audited by their auditors. According to the information and explanations given to us by the Management, these interim financial statements are not material to the Group.

Our conclusion on the Statement is not modified in respect of the above matter.

For Parekh Sharma & Associates
Chartered Accountants

Firm Regn. No. 129301W


Sujesh Sharma

Partner

Membership No: 118944

UDIN: 22118944BDBAOB8505



Place: Mumbai

Date: 14th November, 2022

INFORMED TECHNOLOGIES INDIA LIMITED
| CIN-L99999MH1958PLC011001 | www.informed-tech.com |
Registered Office: Nirmal, 20th floor, Nariman Point, Mumbai 400 021
Tel # +91 22 2202 3055/66 Fax# +91 22 2204 3162
Email: itil_investor@informed-tech.com

STATEMENT OF CONSOLIDATED UNAUDITED FINANCIAL RESULTS FOR THE QUARTER AND HALF YEAR ENDED 30TH SEPTEMBER, 2022
Rs... in lakhs except earning per share

Particulars	For the Quarter Ended on			For the Half year Ended on		For the Year
	30-Sep-22	30-Jun-22	30-Sep-21	30-Sep-22	30-Sep-21	Ended on
	Unaudited	Unaudited	Unaudited	Unaudited	Unaudited	Audited
1 Income from Operation						
(a) Revenue from Operations	65.83	57.36	68.15	123.19	136.28	264.22
(b) Other income	96.12	(61.66)	57.31	34.46	114.66	218.84
Total Income	161.95	(4.30)	125.46	157.65	250.94	483.06
2 Expenses :						
(a) Cost of materials consumed	-	-	-	-	-	-
(b) Purchases of stock-in-trade	-	-	-	-	-	-
(c) Changes in inventories of finished goods, stock-in-trade and work-in-progress	-	-	-	-	-	-
(d) Employee benefits expense	31.62	34.68	33.99	66.30	68.00	122.49
(e) Finance costs	0.48	1.95	0.86	2.43	1.77	4.53
(f) Depreciation, amortisation and impairment expense	7.17	7.10	6.47	14.27	12.96	25.79
(g) Other expenses (Net of cost of manufactured products capitalised)	79.21	79.59	38.36	158.80	54.65	137.45
Total expenses	118.48	123.32	79.68	241.80	137.38	290.26
3 Profit/(Loss) before exceptional items and tax (1 - 2)	43.47	(127.62)	45.78	(84.15)	113.56	192.80
4 Exceptional items (net)	-	-	-	-	-	-
5 Share of Profit/(loss) of Associate Company	15.68	22.67	8.11	38.35	4.55	5.04
6 Profit/(Loss) before tax (3 + 4 + 5)	59.15	(104.95)	53.89	(45.80)	118.11	197.84
7 Tax Expense						
(a) Current Tax	-	-	-	-	-	6.04
(b) Minimum alternate tax credit	-	-	-	-	-	-
(c) Deferred Tax	(0.77)	(7.35)	13.12	(8.12)	21.94	40.44
8 Profit/(Loss) after tax (6 - 7)	59.92	(97.60)	40.77	(37.68)	96.17	151.36
9 Other Comprehensive Income						
a. (i) Items that will not be reclassified to profit or loss	39.26	6.19	62.65	45.45	70.93	53.25
(ii) Income tax relating to items that will not be reclassified to profit or loss	-	-	-	-	-	-
b. (i) Items that will be reclassified to profit or loss	-	-	-	-	-	-
(ii) Income tax relating to items that will be reclassified to profit or loss	-	-	-	-	-	-
10 Total Comprehensive Income for the period (8 + 9)	99.18	(91.41)	103.42	7.77	167.10	204.61
11 Paid-up equity share capital (Face value Rs. 10 per share)	416.91	416.91	416.91	416.91	416.91	416.91
12 Reserves and Surplus	-	-	-	-	-	1,195.72
13 Earning per share (not annualised):						
(a) Basic Earnings per share Rs.	1.44	(2.34)	0.98	(0.90)	2.31	3.63
(b) Diluted Earnings per share Rs.	1.44	(2.34)	0.98	(0.90)	2.31	3.63

Notes:

- The above results have been reviewed by the Audit Committee and thereafter approved by the Board of Directors of the Company at its meeting held on 14th November, 2022.
- The Company has only one reportable segment of activity namely "Information Technology - Business Process Outsourcing".
- This statement has been prepared in accordance with companies (Indian Accounting Standards) rules 2015 (Ind AS), prescribed u/s 133 of the companies Act, 2013 and other recognised accounting practices and policies to the extent applicable.
- Previous period figures are regrouped, rearranged, wherever necessary.

For Informed Technologies India Limited



Place: Mumbai
Date: 14th November, 2022

INFORMED TECHNOLOGIES INDIA LIMITED

Statement of Unaudited Consolidated Cash Flow

Rs... in lakhs

	Particulars	As at 30th September, 2022	As at 31st March, 2022
A.	CASH FLOWS FROM OPERATING ACTIVITIES		
	Net Profit / (Loss) before tax	(84.15)	192.79
	Adjustments for:		
	Depreciation and amortization	14.27	25.79
	Finance cost	2.43	4.53
	Re-measurement gains/(losses) on defined benefit plans	(4.62)	3.79
	Profit on sale of investments	(82.28)	(19.98)
	Unrealised (gain)/ loss from investments	98.27	(140.24)
	Interest income	(0.63)	(1.30)
	Dividend income	(6.16)	(3.91)
	Profit on sale of fixed asset	(2.44)	-
	Capital WIP Written off	-	1.52
	Income from investment assets	(41.22)	(52.10)
	Operational Profit before Working Capital changes	(106.53)	10.89
	Adjustments for changes in Working Capital :		
	Trade receivables	17.46	(11.94)
	Other current assets	(55.40)	(20.67)
	Trade payables	1.51	(0.68)
	Other current liabilities	(2.38)	13.88
		(38.81)	(19.41)
	Cash from/ (used) in operating activities	(145.34)	(8.52)
	Direct taxes paid, net	(9.50)	5.46
	NET CASH FROM/ (USED) IN OPERATING ACTIVITIES	(154.84)	(3.06)
B.	CASH FLOW FROM INVESTING ACTIVITIES		
	Purchase of Property, plant and equipment	(31.74)	(1.09)
	Proceeds from sale of property, plant and equipment	3.57	-
	Proceeds from sale of investments	223.35	109.55
	Payment towards purchase of investments	(50.33)	(188.74)
	Income from investment assets	41.22	52.10
	Dividend received	6.16	3.91
	Interest received	0.63	1.30
	Proceeds / (repayment) of loans and deposits	0.54	54.55
	NET CASH FROM/ (USED) IN INVESTING ACTIVITIES	193.40	31.58
C.	CASH FLOW FROM FINANCING ACTIVITIES		
	Proceeds / (Repayment) of Short-term Borrowings	9.73	(10.69)
	Proceeds/ (Repayment) of Long-term Borrowings	1.20	0.44
	Dividend paid	-	(2.09)
	Finance Cost	(2.43)	(4.53)
	NET CASH GENERATED FROM FINANCING ACTIVITIES	8.50	(16.87)
D.	NET CASH FLOWS DURING THE YEAR (A+B+C)	47.06	11.65
E.	Cash and cash equivalents at the beginning	60.78	49.13
F.	CASH AND CASH EQUIVALENTS AT THE END (D+E)	107.84	60.78
G.	CASH AND CASH EQUIVALENTS COMPRISE OF:		
	Cash on hand	0.21	0.22
	Cheques on hand	-	-
	Balances with banks in current accounts	107.63	60.56
	CASH AND CASH EQUIVALENTS AS PER NOTE	107.84	60.78

For Informed Technologies India Limited

Gaurav Chandra wal
Chairman
(DIN: 00278)

INFORMED TECHNOLOGIES INDIA LIMITED

Statement of Unaudited Consolidated Assets and Liabilities

Rs... in lakhs

Particulars	As at 30th September, 2022	As at 31st March, 2022
Non-current assets		
Property, plant and equipment	278.48	261.60
Investment property	20.11	20.65
Other intangible assets	0.46	0.46
Intangible assets under development	-	-
Investments	530.94	446.92
Non-current tax assets (Net)	19.25	9.75
Deferred tax assets (Net)	-	-
Other non-current assets	9.71	9.71
	858.95	749.09
Current assets		
Financial assets		
Investments	665.46	850.07
Trade Receivables	24.44	41.91
Cash and cash equivalents	107.84	60.78
Bank balance other than mentioned in cash and cash equivalents	4.40	4.40
Other current assets	106.34	50.94
	908.48	1,008.10
Total Assets	1,767.43	1,757.19
EQUITY AND LIABILITIES		
Equity		
Equity Share Capital	416.91	416.91
Other Equity	1,203.49	1,195.72
Total Equity	1,620.40	1,612.63
Liabilities		
Non-current liabilities		
Financial liabilities		
Borrowings	19.38	9.66
Lease Liabilities	-	-
Provisions	6.97	10.74
Deferred tax liabilities (Net)	6.44	14.57
Other non-current liabilities	55.09	54.55
Total non-current liabilities	87.88	89.52
Current liabilities		
Financial liabilities		
Borrowings	11.89	10.69
Trade payables		
Total outstanding dues of micro enterprises and small enterprises and	-	-
Total outstanding dues of creditors other than micro enterprises and small enterprises	7.90	6.39
Other current liabilities	39.36	37.96
Total current liabilities	59.15	55.04
Total Liabilities	147.03	144.56
Total Equity and Liabilities	1,767.43	1,757.19

For Informed Technologies India Limited



Place: Mumbai
Date: 14th November, 2022

