

Hindustan Media Ventures Limited

C-164, Sector-63, Noida
Dist. Gautam Budh Nagar UP - 201301
Ph. : 0120 - 4765650
E-mail : hmvlinvestor@livehindustan.com
Website : www.hmvl.in
CIN: L21090BR1918PLC000013

26th July, 2024

BSE Limited
Phiroze Jeejeebhoy Towers,
Dalal Street,
Mumbai - 400 001

National Stock Exchange of India Limited
Exchange Plaza, 5th Floor,
Plot No. C-1, Block G,
Bandra-Kurla Complex, Bandra (E),
Mumbai - 400 051

Scrip Code: 533217

Trading Symbol: HMVL

Sub: Presentation on the Un-Audited Financial Results of the Company for the quarter ended on 30th June, 2024

Dear Sir/Madam,

Pursuant to Regulation 30 of the SEBI (Listing Obligations and Disclosure Requirements) Regulations, 2015, please find enclosed the presentation on the Un-Audited Financial Results of the Company for the quarter ended on 30th June, 2024.

We request you to take the above information on record.

Thanking you,

Yours faithfully,
For **Hindustan Media Ventures Limited**

(Nikhil Sethi)
Company Secretary

Encl: As above

Registered Office :
Budh Marg, Patna - 800001
Ph.: 0612-2223434, 2223772, 2223413, 2223314, 2222538
Fax : 0612-2226120

कादम्बिनी

हिन्दुस्तान

नंदन

HT MEDIA GROUP

Q1 FY2024-25

Consolidated Results

 **HT Media Limited**

हिन्दुस्तान

Cautionary Statements

Certain statements in this presentation may be forward-looking.

Such forward looking statements are subject to risks and uncertainties like regulatory changes, local political and economic developments, technological risks, geo-political macro changes and many other factors that could cause our actual results to differ materially from those contained in the relevant forward-looking statements.

HT Media Group will not, in any way, be responsible for any action taken based on such statements and undertakes no obligation to publicly update these forward-looking statements to reflect subsequent events or circumstances.

This is a quarterly presentation webinar, combining information for the publicly listed companies “HT Media Limited” and its subsidiary “Hindustan Media Ventures Limited”. Key objective of this presentation is to facilitate a unified platform for quarterly performance discussion pertaining to both these companies. It is neither intended to be an exhaustive review nor does it intend to provide any trading, financial, legal advice and/or future outlook.

Chairperson's Message

“Overall revenue saw a decline as compared to the same period last year as National elections and the enforcement of the model code of conduct impacted government advertising volumes in the quarter. But our focused efforts on cost management and operational efficiency helped mitigate the impact on profitability.

Print advertising and circulation revenue saw a measured decline, affecting profitability; Radio posted growth in revenue over a year ago, but reported marginal losses; and the Digital business saw considerable upside in revenue on a y-o-y as well as q-o-q basis and better sequential profitability, albeit with ongoing investments in OTTplay.

The Company's focus remains on improving profitability in core businesses by driving topline growth as well as on growing new digital businesses aided by measured investments in the medium term. At this juncture, our strong market presence across media platforms and robust liquidity position remain a source of strength and competitive advantage in the dynamic media landscape.

Now more than ever, we remain committed to serving all our customers and stakeholders with integrity and transparency. Your continued support and trust are integral to our success. Our unwavering focus remains on providing credible and insightful news and engaging entertainment.”

Mrs. Shobhana Bhartia

Chairperson and Editorial Director

HT Media Ltd. & Hindustan Media Ventures Ltd.

Table of Contents

| PARTICULARS | SLIDE NO. |
|---------------------------|------------------|
| Consolidated Performance | 5 |
| Business Unit Performance | 7 |
| Print | 8 |
| Print – English | 10 |
| Print – Hindi (HMVL) | 12 |
| Radio | 14 |
| Digital | 16 |
| Annexures | 20 |

CONSOLIDATED PERFORMANCE

Consolidated Financial Summary

in INR crore

- Overall revenue decline impacting profitability for the reported quarter
- Company continues to maintain a robust net cash position

| Particulars | Q1FY24 | Q1FY25 | YoY | Q4FY24 | QoQ |
|--------------------------|--------|--------|------|--------|-------|
| Total Revenue | 445 | 427 | -4% | 527 | -19% |
| EBITDA ¹ | 26 | 7 | -72% | 64 | -89% |
| <i>EBITDA margin (%)</i> | 6% | 2% | | 12% | |
| PBT ¹ | (21) | (36) | -73% | 14 | -363% |
| <i>PBT margin (%)</i> | -5% | -9% | | 3% | |
| Net Cash ² | 902 | 858 | -5% | 884 | -3% |

¹ EBITDA and PBT are before exceptional items and share of JVs

² Balance at the end of the period

BUSINESS UNIT PERFORMANCE

PRINT

PRINT – ENGLISH

PRINT – HINDI

RADIO

DIGITAL

in INR crore

- Print segment operating revenue dipped for the quarter as both advertising and circulation saw decline
- Operating profitability near break-even, with benefit in newsprint cost offsetting impact of drop in revenue

| Particulars | Q1FY24 | Q1FY25 | YoY | Q4FY24 | QoQ |
|-----------------------------|------------|------------|------------|------------|-------------|
| Ad Revenue | 244 | 219 | -10% | 293 | -25% |
| Circulation Revenue | 60 | 55 | -9% | 56 | -1% |
| Operating Revenue | 324 | 299 | -8% | 376 | -21% |
| Operating EBITDA | 2 | (1) | -179% | 46 | -103% |
| Op EBITDA margin (%) | 0% | 0% | | 12% | |

PRINT

PRINT – ENGLISH

PRINT – HINDI

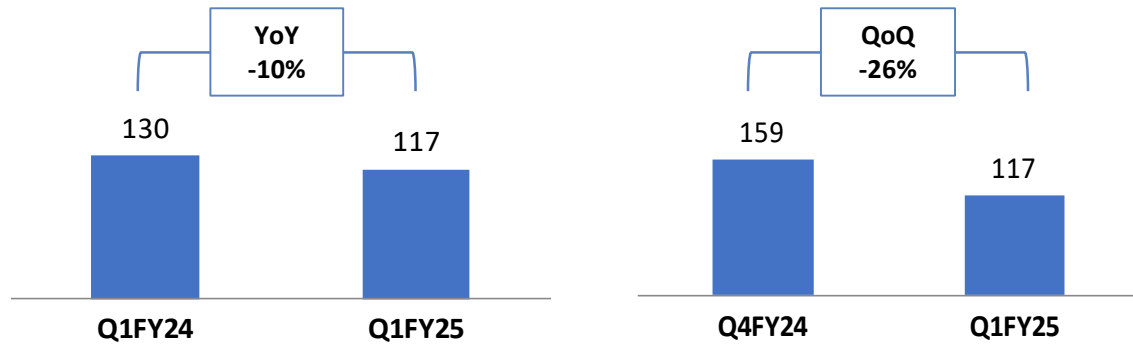
RADIO

DIGITAL

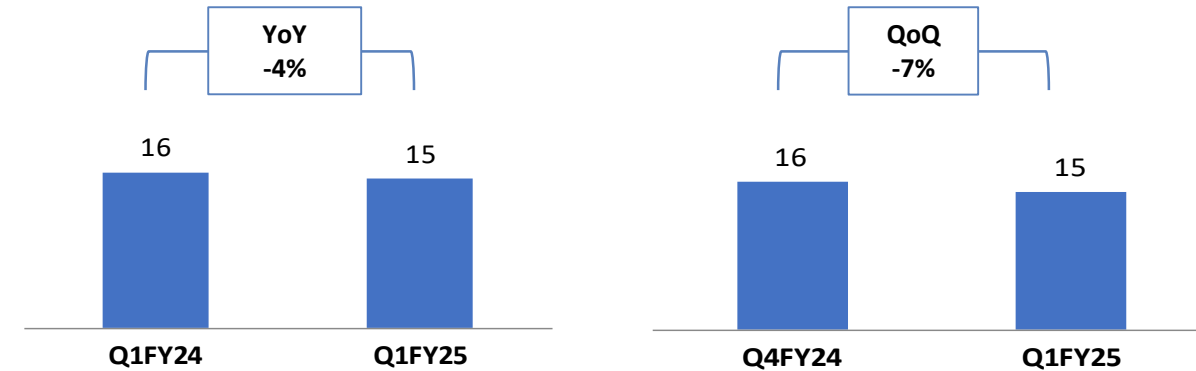
in INR crore

- Government led ad. revenue decline in the quarter, with key commercial sectors seeing y-o-y growth
- Drop in circulation revenue on the back of lower copies

Advertisement Revenue



Circulation Revenue



PRINT

PRINT – ENGLISH

PRINT – HINDI

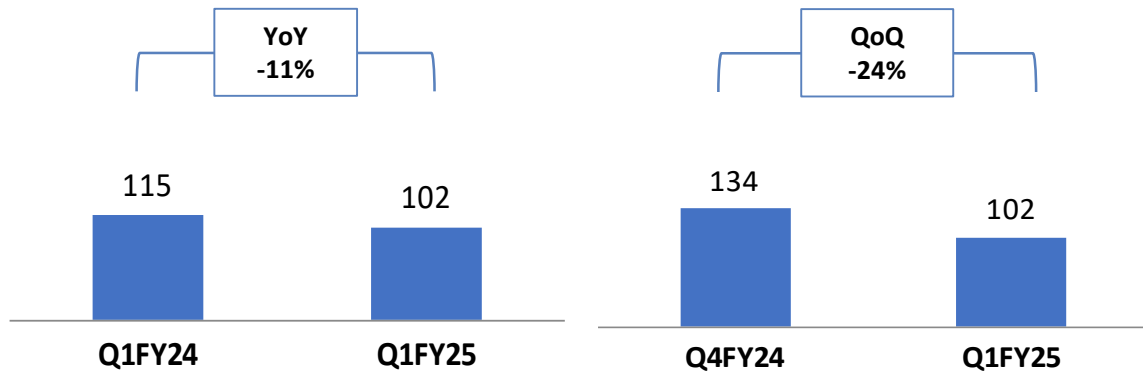
RADIO

DIGITAL

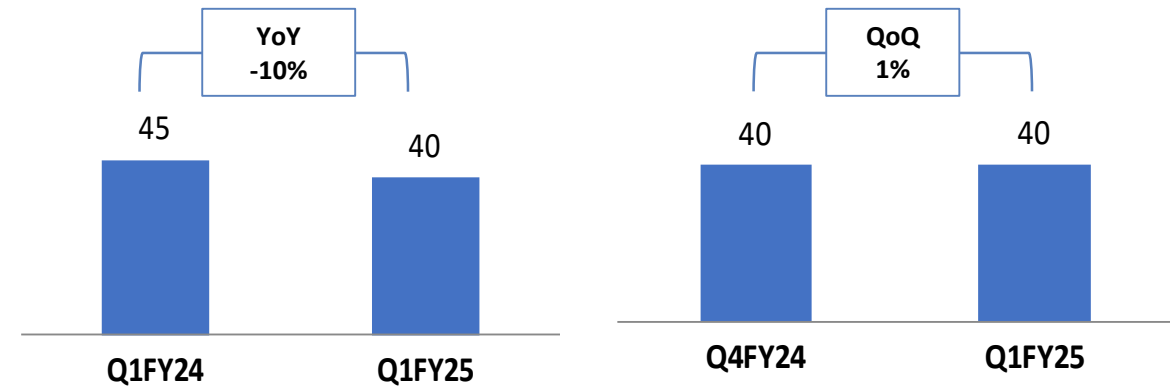
in INR crore

- Government led ad. revenue decline in the quarter, with most key commercial sectors seeing y-o-y growth
- Circulation revenue dropped y-o-y and remained flat sequentially

Advertisement Revenue



Circulation Revenue



PRINT

PRINT – ENGLISH

PRINT – HINDI

RADIO

DIGITAL

in INR crore

- For the reported quarter, marginal y-o-y growth in operating revenue with op. EBITDA at break-even

| Particulars | Q1FY24 | Q1FY25 | YoY | Q4FY24 | QoQ |
|-----------------------------|--------|--------|-------|--------|-------|
| Operating Revenue | 35 | 36 | 3% | 48 | -25% |
| Operating EBITDA | 2 | (0) | -110% | 7 | -104% |
| <i>Op EBITDA Margin (%)</i> | 7% | -1% | | 14% | |

PRINT

PRINT – ENGLISH

PRINT – HINDI

RADIO

DIGITAL

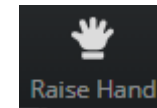
in INR crore

- Digital revenue increased on annual as well as sequential basis owing to topline improvement in key businesses
- Continuing loss on account of OTTplay, however, losses lower than the sequential quarter

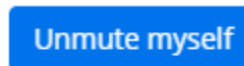
| Particulars | Q1FY24 | Q1FY25 | YoY | Q4FY24 | QoQ |
|-----------------------------|-------------|-------------|------|-------------|-----|
| Operating Revenue | 36 | 47 | 31% | 43 | 8% |
| Operating EBITDA | (17) | (25) | -49% | (40) | 37% |
| <i>Op EBITDA Margin (%)</i> | <i>-48%</i> | <i>-54%</i> | | <i>-94%</i> | |

Q&A

1. To ask a question, Click on “Raise Hand”



2. On your turn, click on “Unmute Myself”




3. Ask your question

HT Media Group

Hindustan Times House,
2nd Floor, 18-20, Kasturba Gandhi Marg
New Delhi – 110001, India

Anna Abraham
Aaditya Mulani

 IR@hindustantimes.com



Anvita Raghuram

 htmedia@churchgatepartners.com



ANNEXURES

in INR crore

| Particulars | Q1FY24 | Q1FY25 | YoY | Q4FY24 | QoQ |
|-------------------------------------|-------------|-------------|-------------|------------|--------------|
| Operating Revenue | 393 | 379 | -4% | 464 | -18% |
| Other Income | 52 | 49 | -6% | 63 | -23% |
| Total Revenue | 445 | 427 | -4% | 527 | -19% |
| Raw Materials & Change in Inventory | 135 | 98 | -27% | 112 | -12% |
| Employee Cost | 98 | 113 | 15% | 111 | 2% |
| Other expenses | 186 | 209 | 12% | 241 | -13% |
| EBITDA¹ | 26 | 7 | -72% | 64 | -89% |
| <i>Margin (%)</i> | <i>6%</i> | <i>2%</i> | | <i>12%</i> | |
| PBT¹ | (21) | (36) | -73% | 14 | -363% |
| <i>Margin (%)</i> | <i>-5%</i> | <i>-9%</i> | | <i>3%</i> | |

¹ EBITDA and PBT are before exceptional items and share of JVs

Note: Previous periods / years figures have been reclassified to confirm with current period / year, where applicable

Consolidated P&L – Hindustan Media Ventures Ltd

in INR crore

| Particulars | Q1FY24 | Q1FY25 | YoY | Q4FY24 | QoQ |
|-------------------------------------|------------|------------|-------------|------------|-------------|
| Operating Revenue | 169 | 162 | -4% | 188 | -14% |
| Other Income | 31 | 27 | -14% | 29 | -9% |
| Total Revenue | 200 | 189 | -5% | 218 | -13% |
| Raw Materials & Change in Inventory | 70 | 50 | -29% | 57 | -11% |
| Employee Cost | 39 | 46 | 16% | 47 | -2% |
| Other expenses | 71 | 84 | 19% | 106 | -21% |
| EBITDA¹ | 19 | 9 | -56% | 8 | 7% |
| <i>Margin (%)</i> | <i>10%</i> | <i>5%</i> | | <i>4%</i> | |
| PBT¹ | 10 | 1 | -95% | (2) | 128% |
| <i>Margin (%)</i> | <i>5%</i> | <i>0%</i> | | <i>-1%</i> | |

¹ EBITDA and PBT are before exceptional items and share of JVs

Note: Previous periods / years figures have been reclassified to confirm with current period / year, where applicable