



# SAMBANDAM SPINNING MILLS LIMITED UNIT-I

Registered Office : Kamaraj Nagar Colony, Salem 636 014. Tamil Nadu  
(P) +91 427 2240790 (E) corporate@sambandam.com  
website : www.sambandam.com Corporate Identity No. L17111TZ1973PLC000675

Ref: 52/VSSML/CS/2019-20

10<sup>th</sup> November 2019

The DGM Listing,  
The Bombay Stock Exchange Ltd,  
Floor No. 25, P.J.Towers,  
Dalal Street,  
MUMBAI – 400 001.

Dear Sir,

**Scrip Code : 521240 – Unaudited Financial Results for Q-2  
( July – September 2019 )**

---

Pursuant to Regulation 33(3) of Securities Exchange Board of India ( Listing Obligations and Disclosure Requirements ) Regulation 2015, we are uploading herewith Standalone and Consolidated Unaudited Limited Review Financial Results of our Company for the second quarter ended/half year ended 30<sup>th</sup> September 2019, which has been reviewed by our Audit Committee at the Audit Committee Meeting held on 09-11-2019 and approved by our Board at the Board Meeting held on 10-11-2019 at the Registered office of our Company in Kamaraj Nagar Colony, Salem – 636 014, duly signed by our Chairman and Managing Director, and together with the Limited Review Report dt.10-11-2019 of our Statutory Auditors.

We are also uploading the above Unaudited Financial Results in our Company's Website 'www.sambandam.com' and also in BSE Website <http://listing.bseindia.com>.

Receipt of the above may kindly be acknowledged.

Thanking you,

Yours faithfully,  
for Sambandam Spinning Mills Limited

  
(S.Natarajan )  
Company Secretary




**R. SUNDARARAJAN & ASSOCIATES**  
**CHARTERED ACCOUNTANTS**

**INDEPENDENT AUDITORS' REVIEW REPORT ON QUARTERLY UNAUDITED CONSOLIDATED FINANCIAL RESULTS OF SAMBANDAM SPINNING MILLS LIMITED pursuant to the Regulation 33 of the SEBI (Listing Obligations and Disclosure Requirements) Regulations 2015, as amended**

**TO**  
**THE BOARD OF DIRECTORS OF**  
**SAMBANDAM SPINNING MILLS LIMITED**

1. We have reviewed the accompanying Statement of Unaudited Consolidated Financial Results of Sambandam Spinning Mills Limited ("the Parent Company") and its associate for the quarter and half year ended September 30, 2019 (the "financial results") which are included in the accompanying "Statement of Unaudited Consolidated Financial Results for the quarter and six months ended September 30, 2019" (the "Statement"). The Statement has been prepared by the Company pursuant to the requirement of Regulation 33 of the SEBI (Listing Obligations and Disclosure Requirements) Regulations, 2015, as amended read with SEBI Circular No CIR/CFD/CMD1/44/2019 dated March 29, 2019 ("the Circular"). Attention is drawn to the fact that the consolidated figures for the quarter ended September 30, 2018 and for the period from April 01, 2018 to September 30, 2018, and the figures for net cash inflows for the corresponding period from April 01, 2018 to September 30, 2018 as reported in these Unaudited Consolidated Financial Results have been approved by the Board of Directors of the Company but have not been subjected to review.
2. This Statement which is the responsibility of the Parent Company's Management and approved by the Parent Company's Board of Directors, has been prepared by the Company in accordance with the recognition and measurement principles laid down in the Indian Accounting Standard 34 "Interim Financial Reporting" ("Ind AS 34"), prescribed under Section 133 of the Companies Act, 2013 and other accounting principles generally accepted in India. Our responsibility is to express a conclusion on the Statement based on our review.
3. (a) We conducted our review of the Statement in accordance with the Standard on Review Engagements (SRE) 2410 'Review of Interim Financial Information Performed by the Independent Auditor of the Entity', issued by the Institute of Chartered Accountants of India. This Standard requires that we plan and perform the review to obtain moderate assurance as to whether the Statement is free of material misstatement. A review is limited to making inquiries, primarily of persons responsible for financial and accounting matters and applying analytical and other review procedures to financial data. A review is substantially less on scope than an audit conducted in accordance with Standards on Auditing and consequently does not enable us to obtain assurance that we would become aware of all significant matters that might be identified in an audit. Accordingly, we do not express an audit opinion.





**R. SUNDARARAJAN & ASSOCIATES**  
**CHARTERED ACCOUNTANTS**

(b) We also performed procedures in accordance with the Circular issued by the Securities and Exchange Board of India under Regulation 33(8) of the SEBI (Listing Obligations and Disclosure Requirements) Regulations, 2015, as amended, to the extent applicable.

4. The Statement includes the results of the following associates:

S. No.	Company Name	Nature
1.	SPMM Healthcare Services Private Limited	Associate
2.	Salem IVF Centre Private Limited	Associate

**Conclusion**

5. Based on our review conducted and procedures performed as stated in paragraph 3, nothing has come to our attention that causes us to believe that the accompanying Statement, prepared in all material respects in accordance with applicable Indian Accounting Standards prescribed under section 133 of the Companies Act, 2013, as amended, and other recognised accounting practices and policies, has not disclosed the information required to be disclosed in terms of Regulation 33 of the SEBI (Listing Obligations and Disclosure Requirements) Regulations, 2015, read with the Circular, including the manner in which it is to be disclosed, or that it contains any material misstatement.

Our conclusion is not modified in respect of this matter.

6. The Unaudited Consolidated Financial Results also includes the Group's share of net profit after tax of Rs.3.27 lakhs and Rs.6.42 lakhs and total comprehensive income / loss of Rs.3.27 lakhs and Rs.6.42 lakhs for the quarter ended September 30, 2019 and for the period from 1<sup>st</sup> April 2019 to 30<sup>th</sup> September 2019, respectively, as considered in the Unaudited Consolidated Financial Results, in respect of two associates, whose interim financial statements / financial information / financial results have not been reviewed by us. These interim financial statements / financial information / financial results have been reviewed by another auditor whose report has been furnished to us by the Management and our conclusion on the Statement, in so far as it relates to the amounts and disclosures included in respect of the said associates, is based solely on the report of the other auditor and the procedures performed by us as stated in paragraph 3 above.






**R. SUNDARARAJAN & ASSOCIATES**  
**CHARTERED ACCOUNTANTS**

---

Our conclusion on the Statement is not modified in respect of the above matters

For R. Sundararajan & Associates  
Chartered Accountants  
Registration No. 008282 S


  
S. Krishnan - Partner

Membership No. 26452

UDIN: 19026452AAAACK 5341

November 10, 2019

Salem



**Sambandam Spinning Mills Limited**  
**Regd. Office : Mill Premises, Kamaraj Nagar Colony, Salem 636 014**  
e-mail : corporate@sambandam.com Phone 0427 2240790 Web site : www.sambandam.com  
**STATEMENT OF CONSOLIDATED UNAUDITED FINANCIAL RESULTS FOR THE SIX AND THREE MONTHS ENDED SEPTEMBER 30, 2019**  
Rs. lakhs

S.No.	Particulars	Quarter ended			Six months		Year ended 31.03.2019 Audited
		30.09.2019 Unaudited	30.06.2019 Unaudited	30.09.2018 Unaudited	30.09.2019 Unaudited	30.09.2018 Unaudited	
	<b>INCOME</b>						
I	Revenue from Operations	5,042.89	5,089.18	6,345.38	10,132.07	11,371.52	20,949.86
II	Other Income	28.09	26.46	27.36	54.55	88.46	144.44
III	<b>Total Income (I+II)</b>	<b>5,070.98</b>	<b>5,115.64</b>	<b>6,372.74</b>	<b>10,186.62</b>	<b>11,459.98</b>	<b>21,094.30</b>
IV	<b>EXPENSES</b>						
	Cost of materials consumed	2,611.72	3,270.05	3,715.34	5,881.77	6,938.62	13,309.39
	Purchases of Stock-in-trade	-	-	-	-	-	-
	Changes in inventories of finished goods, Stock-in-trade and work-in-progress	337.29	(342.34)	618.17	(5.05)	203.98	(949.75)
	Employee benefits expense-net	777.40	746.04	680.34	1,523.44	1,352.16	2,802.78
	Power and fuel-net	258.77	354.13	219.75	612.90	745.01	1,953.52
	Finance costs	219.73	201.83	201.60	421.56	423.02	826.15
	Depreciation and amortisation expense	232.12	230.32	250.50	462.44	500.38	1,014.93
	Other expenses	439.57	520.59	351.09	960.16	774.48	1,589.94
	<b>Total Expenses</b>	<b>4,876.60</b>	<b>4,980.62</b>	<b>6,036.79</b>	<b>9,857.22</b>	<b>10,937.65</b>	<b>20,546.96</b>
V	Profit before share of profit of associates (III-IV)	194.38	135.02	335.95	329.40	522.33	547.34
VI	Share of profit of associates	3.27	3.15	2.43	6.42	5.84	12.27
VII	Profit before exception items and tax (V+VI)	197.65	138.17	338.38	335.82	528.17	559.61
VIII	Exceptional items	-	-	-	-	-	-
IX	Profit/(loss) before tax (VII-VIII)	197.65	138.17	338.38	335.82	528.17	559.61
X	Tax expense:						
	(1) Current tax - current year	43.00	45.00	127.88	88.00	200.76	285.84
	- earlier year	-	-	-	-	-	76.53
	(2) Deferred tax	(94.00)	23.00	(134.00)	(71.00)	(158.00)	(263.00)
XI	Profit/(loss) for the period from continuing operations (IX-X)	248.65	70.17	344.50	318.82	485.41	460.24
XII	Other Comprehensive Income						
A	(i) Items that will not be reclassified to profit and loss						
	Remeasurement of Defined benefits plan	(18.71)	(18.75)	0.79	(37.46)	1.58	(74.91)
	(ii) Income tax relating to items that will not be reclassified to profit and loss	5.20	5.22	(0.12)	10.42	(0.24)	20.84
B	(i) Items that will be reclassified to profit and loss						
	(ii) Income tax relating to items that will be reclassified to profit and loss						
	<b>Other Comprehensive Income for the period</b>	<b>(13.51)</b>	<b>(13.53)</b>	<b>0.67</b>	<b>(27.04)</b>	<b>1.34</b>	<b>(54.07)</b>
XIII	<b>Total Comprehensive Income for the period (XI+XII)</b>	<b>235.14</b>	<b>56.64</b>	<b>345.17</b>	<b>291.78</b>	<b>486.75</b>	<b>406.17</b>
XIV	Earnings per equity share of Rs.10/- each: (not annualised) Basic and Diluted	<b>5.83</b>	<b>1.65</b>	<b>8.08</b>	<b>7.48</b>	<b>11.38</b>	<b>10.79</b>
XV	Paid Up Equity Share Capital ( Face Value Rs. 10/- each)	427.55	427.55	427.55	427.55	427.55	427.55
XVI	Other equity						8,833.16
	# There are no discontinued operations during the period						

FOR **SAMBANDAM SPINNING MILLS LTD.**




(S. DEVARAJAN)  
Chairman and Managing Director



**Consolidated Statement of Assets, Equity and Liabilities**  
**Balance Sheet as at 31, 2019**

Particulars	Rs. lakhs	
	30.09.2019 Unaudited	31.03.2019 Audited
<b>Non current assets</b>		
Property, plant and equipment	10,077.52	10,403.89
Capital work in progress	31.24	10.39
Intangible assets	0.04	0.04
Financial assets		
Investments	153.98	199.86
Loans	516.00	516.00
Other financial asset	424.24	418.73
Advance tax assets(net)	6.23	62.10
Other non-current assets	298.22	303.03
<b>Non-current assets ( A )</b>	<b>11,507.47</b>	<b>11,914.04</b>
<b>Current assets</b>		
Inventories	4,658.23	4,565.72
Financial assets		
Trade receivables	3,561.75	3,435.42
Cash and cash equivalents	8.07	6.41
Other Bank balances	85.81	79.72
Others	608.46	569.08
Other current assets	314.96	237.81
<b>Current assets ( B )</b>	<b>9,237.28</b>	<b>8,894.16</b>
<b>Total assets ( A ) + ( B )</b>	<b>20,744.75</b>	<b>20,808.20</b>
<b>EQUITY AND LIABILITIES</b>		
<b>Equity</b>		
Equity share capital	427.55	427.55
Other equity	9,022.14	8,833.16
<b>Equity ( C )</b>	<b>9,449.69</b>	<b>9,260.71</b>
<b>Non-current liabilities</b>		
Financial liabilities		
Borrowings	1,196.42	1,376.07
Other non current liabilities	29.09	30.27
Provisions	265.81	278.15
Deferred tax liabilities (Net)	968.20	1,018.20
Other non current liabilities	11.35	11.35
<b>Non current liabilities ( D )</b>	<b>2,470.87</b>	<b>2,714.04</b>
<b>Current liabilities</b>		
Financial liabilities		
Borrowings	5,072.88	5,256.94
Trade payables		
-Total outstanding dues of micro enterprises and small enterprises	1,663.15	2,119.59
-Total outstanding dues of creditors other than micro enterprises and small enterprises		
Provisions	3.49	7.03
Other financial liabilities	1,885.47	1,382.67
Other current liabilities	199.20	67.22
<b>Current liabilities ( E )</b>	<b>8,824.19</b>	<b>8,833.45</b>
<b>Total equity and liabilities ( C ) + ( D ) + ( E )</b>	<b>20,744.75</b>	<b>20,808.20</b>

FOR **SAMBANDAM SPINNING MILLS LTD.**



(S. DEVARAJAN)  
 Chairman and Managing Director

**Consolidated Statement of Cash Flows**

Rs. lakhs

Particulars	30.09.19	30.09.18
<b>Cash flow from operating activities</b>		
Profit/ (Loss) before tax	329.40	522.33
<u>Adjustments for -</u>		
Depreciation & Amortisation expense	462.46	500.38
Finance cost	421.56	423.02
Dividend Income	-	-
Loss/(Profit) on sale of Long term Investments	(0.05)	(0.04)
(Profit)/Loss on sale of Property, Plant and Equipment (PPE)	(0.76)	0.21
Impairment loss on assets	-	-
Interest income	(47.35)	(22.97)
<b>Operating profit/ (loss) before working capital changes</b>	<b>1,165.26</b>	<b>1,422.93</b>
<u>Adjustments for changes in -</u>		
Trade receivables	(126.34)	156.66
Inventories	(92.51)	233.14
Non current and current Financial Assets	(44.89)	(190.21)
Other non current and current assets	(72.34)	(288.40)
Trade payables	(456.44)	(1,011.92)
Non current and current Financial Liabilities	281.67	175.91
Other Non current and current Liabilities	131.95	14.57
Other Non current and Current provisions	(15.88)	(5.03)
<b>Cash generated from operations</b>	<b>770.48</b>	<b>507.65</b>
Income Tax (net)	(0.72)	82.20
<b>Net cash from operating activities</b>	<b>769.76</b>	<b>589.85</b>
<b>Cash flow from Investing activities</b>		
Payments for acquisition of Property, Plant & Equipment	(136.08)	(108.65)
Movement in Capital Work-in-Progress	(20.85)	-
Dividend received	0.05	0.04
Interest Received	47.35	22.97
Margin money deposit with bank	(6.09)	87.63
Proceeds from sale of shares	51.54	-
<b>Net cash from investing activities</b>	<b>(64.08)</b>	<b>1.99</b>
<b>Cash flow from financing activities</b>		
Proceeds from Non current Borrowings	7.66	42.44
Repayments of Non current Borrowings-Term loans - banks	(187.30)	(203.10)
Dividend paid	(102.82)	(102.82)
Interest Paid	(421.56)	(423.02)
<b>Net cash (used in) financing activities</b>	<b>(704.02)</b>	<b>(686.50)</b>
<b>Net increase/(decrease) in cash and cash equivalents</b>	<b>1.66</b>	<b>(94.66)</b>
<b>Cash and cash equivalents</b>		
At beginning	6.41	118.36
At end	8.07	23.70
<b>NET INCREASE/ (DECREASE) IN CASH</b>	<b>1.66</b>	<b>(94.66)</b>


**Notes**

- The above unaudited consolidated financial results were reviewed by the Audit Committee and approved by the Board of Directors at their meeting held on November 10, 2019. The Statutory auditors have carried out a limited review of the above financial results.
- Segment Information:**  
The Company is principally engaged in a single business segment viz. yarn based on nature of products, risks, returns and the internal business reporting system and accordingly there is no other reportable segment in terms of Ind AS 108 'Operating Segments'.
- The consolidated financial results have been prepared in accordance with Ind AS 110 read with Ind AS 28. The consolidated results include the standalone results of the parent company, its associates viz. SPM Health Care Services Private Limited and Salem IVF Centre Private Limited.
- Ind AS 116 "Leases" has been adopted with effect from 1.4.2019 using 'Modified Retrospective Method'. The adoption did not have any significant impact on overall results.
- The previous period figures have been regrouped/reclassified wherever necessary to conform to current period

For Sambandam Spinning Mills Limited

S. Srinivasan  
Chairman and Managing Director

Salem  
November 10, 2019






**R. SUNDARARAJAN & ASSOCIATES**

**CHARTERED ACCOUNTANTS**

**INDEPENDENT AUDITORS' REVIEW REPORT ON QUARTERLY UNAUDITED STANDALONE FINANCIAL RESULTS OF SAMBANDAM SPINNING MILLS LIMITED pursuant to the Regulation 33 of the SEBI (Listing Obligations and Disclosure Requirements) Regulations 2015, as amended**

To  
The Board of Directors  
Sambandam Spinning Mills Limited

1. We have reviewed the Unaudited Standalone Financial Results of Sambandam Spinning Mills Limited (the "Company") for the quarter and half year ended September 30, 2019 (the "financial results") which are included in the accompanying "Statement of Unaudited Financial Results for the quarter and six months ended September 30, 2019" (the "Statement"). The Statement has been prepared by the Company pursuant to the requirement of Regulation 33 of the SEBI (Listing Obligations and Disclosure Requirements) Regulations, 2015, as amended from time to time. ('the Listing Regulations'). Attention is drawn to the fact that the figures for net cash inflows for the corresponding period from April 01, 2018 to September 30, 2018 as reported in these Unaudited Financial Results have been approved by the Board of Directors of the Company but have not been subjected to review.
2. This Statement which is the responsibility of the Company's Management, has been prepared in accordance with the recognition and measurement principles laid down in the Indian Accounting Standard 34 "Interim Financial Reporting" ("Ind AS 34"), prescribed under Section 133 of the Companies Act, 2013 read with relevant rules issued thereunder and other accounting principles generally accepted in India and has been approved by the Board of Directors. Our responsibility is to express a conclusion issue on the Statement based on our review.
3. We conducted our review of the Statement in accordance with the Standard on Review Engagements (SRE) 2410 'Review of Interim Financial Information Performed by the Independent Auditor of the Entity', issued by the Institute of Chartered Accountants of India. This Standard requires that we plan and perform the review to obtain moderate assurance as to whether the Statement is free of material misstatement. A review of interim financial information consists of making inquiries, primarily of persons responsible for financial and accounting matters, and applying analytical and other review procedures. A review is substantially less in scope than an audit conducted in accordance with Standards on Auditing and consequently does not enable us to obtain assurance that we would become aware of all significant matters that might be identified in an audit. We have not performed an audit and accordingly, we do not express an audit opinion.







**R. SUNDARARAJAN & ASSOCIATES**  
**CHARTERED ACCOUNTANTS**


---

**Conclusion**

4. Based on our review conducted as stated above, nothing has come to our attention that causes us to believe that the accompanying Statement, prepared in all material aspects in accordance with the applicable Indian Accounting Standards prescribed under Section 133 of the Companies Act, 2013 and other accounting principles generally accepted in India, has not disclosed the information required to be disclosed in terms of Regulation 33 of the Listing Regulations, as amended from time to time, including the manner in which it is to be disclosed, or that it contains any material misstatement.

Our conclusion on the statement is not modified in respect of these matters.

R. Sundararajan & Associates  
Chartered Accountants  
Firm's Registration No. 008282 S

  
S. Krishnan  
Partner  
Membership No. 26452



UDIN: 19026452 AAAA CJ 3225  
November 10, 2019  
Salem

**Sambandam Spinning Mills Limited**

Regd. Office : Mill Premises, Kamaraj Nagar Colony, Salem 636 014

e-mail : corporate@sambandam.com Phone 0427 2240790 Web site : www.sambandam.com

**STATEMENT OF STANDALONE UNAUDITED FINANCIAL RESULTS FOR THE QUARTER AND SIX MONTHS ENDED SEPTEMBER 30, 2019**

Rs. lakhs

S.No.	Particulars	Quarter ended			Six months		Year ended
		30.09.2019 Unaudited	30.06.2019 Unaudited	30.09.2018 Unaudited	30.09.2019 Unaudited	30.09.2018 Unaudited	31.03.2019 Audited
	<b>INCOME</b>						
I	Revenue from Operations	5,042.89	5,089.18	6,345.38	10,132.07	11,371.52	20,949.86
II	Other Income	28.09	26.46	27.36	54.55	88.46	144.44
III	<b>Total Income (I+II)</b>	<b>5,070.98</b>	<b>5,115.64</b>	<b>6,372.74</b>	<b>10,186.62</b>	<b>11,459.98</b>	<b>21,094.30</b>
IV	<b>EXPENSES</b>						
	Cost of materials consumed	2,611.72	3,270.05	3,715.34	5,881.77	6,938.62	13,309.39
	Purchases of Stock-in trade	-	-	-	-	-	-
	Changes in inventories of finished goods, Stock-in-trade and work-in-progress	337.29	(342.34)	618.17	(5.05)	203.98	(949.75)
	Employee benefits expense-net	777.40	746.04	680.34	1,523.44	1,352.16	2,802.78
	Power and fuel-net	258.77	354.13	219.75	612.90	745.01	1,953.52
	Finance costs	219.73	201.83	201.60	421.56	423.02	826.15
	Depreciation and amortisation expense	232.12	230.32	250.50	462.44	500.38	1,014.93
	Other expenses	439.57	520.59	351.09	960.16	774.48	1,589.94
	<b>Total Expenses</b>	<b>4,876.60</b>	<b>4,980.62</b>	<b>6,036.79</b>	<b>9,857.22</b>	<b>10,937.65</b>	<b>20,546.96</b>
V	Profit before exceptional item and tax (III-IV)	194.38	135.02	335.95	329.40	522.33	547.34
VI	Exceptional items	-	-	-	-	-	-
VII	Profit before tax (V-VI)	194.38	135.02	335.95	329.40	522.33	547.34
VIII	Tax expense:						
	(1) Current tax - current year	43.00	45.00	127.88	88.00	200.76	285.84
	- earlier year	-	-	-	-	-	76.53
	(2) Deferred tax	(94.00)	23.00	(134.00)	(71.00)	(158.00)	(263.00)
IX	Profit for the period from continuing operations (VII-VIII)	245.38	67.02	342.07	312.40	479.57	447.97
X	Other Comprehensive Income						
A	(i) Items that will not be reclassified to profit and loss						
	Remeasurement of Defined benefits plan	(18.71)	(18.75)	0.79	(37.46)	1.58	(74.91)
	(ii) Income tax relating to items that will not be reclassified to profit and loss	5.20	5.22	(0.12)	10.42	(0.24)	20.84
B	(i) Items that will be reclassified to profit and loss						
	(ii) Income tax relating to items that will be reclassified to profit and loss						
	<b>Other Comprehensive Income for the period</b>	<b>(13.51)</b>	<b>(13.53)</b>	<b>0.67</b>	<b>(27.04)</b>	<b>1.34</b>	<b>(54.07)</b>
XI	<b>Total Comprehensive Income for the period (IX+X)</b>	<b>231.87</b>	<b>53.49</b>	<b>342.74</b>	<b>285.36</b>	<b>480.91</b>	<b>393.90</b>
XII	Earnings per equity share of Rs.10/- each: (not annualised)						
	Basic and Diluted	<b>5.75</b>	<b>1.57</b>	<b>8.02</b>	<b>7.32</b>	<b>11.24</b>	<b>10.50</b>
XIII	Paid Up Equity Share Capital ( Face Value Rs. 10/- each)	427.55	427.55	427.55	427.55	427.55	427.55
XIV	Other equity						8,861.07
	# There are no discontinued operations during the period						

FOR SAMBANDAM SPINNING MILLS LTD.



(S. DEVARAJAN)  
Chairman and Managing Director




**Standalone Statement of Assets, Equity and Liabilities**

**Balance Sheet as at 31, 2019**

		Rs. lakhs	
Particulars		30.09.2019	31.03.2019
		Unaudited	Audited
<b>Non current assets</b>			
Property, plant and equipment		10,077.52	10,403.89
Capital work in progress		31.24	10.39
Intangible assets		0.04	0.04
Financial assets			
Investments		175.48	227.78
Loans		516.00	516.00
Other financial asset		424.24	418.73
Advance tax assets(net)		6.23	62.10
Other non-current assets		298.22	303.03
	<b>Non-current assets ( A )</b>	<b>11,528.97</b>	<b>11,941.96</b>
<b>Current assets</b>			
Inventories		4,658.23	4,565.72
Financial assets			
Trade receivables		3,561.75	3,435.42
Cash and cash equivalents		8.07	6.41
Other Bank balances		85.81	79.72
Others		608.46	569.08
Other current assets		314.96	237.81
	<b>Current assets ( B )</b>	<b>9,237.28</b>	<b>8,894.16</b>
<b>Total assets ( A ) + ( B )</b>		<b>20,766.25</b>	<b>20,836.12</b>
<b>EQUITY AND LIABILITIES</b>			
<b>Equity</b>			
Equity share capital		427.55	427.55
Other equity		9,043.64	8,861.07
	<b>Equity ( C )</b>	<b>9,471.19</b>	<b>9,288.62</b>
<b>Non-current liabilities</b>			
Financial liabilities			
Borrowings		1,196.42	1,376.07
Other non current liabilities		29.09	30.27
Provisions		265.81	278.15
Deferred tax liabilities (Net)		968.20	1,018.20
Other non current liabilities		11.35	11.35
	<b>Non current liabilities ( D )</b>	<b>2,470.87</b>	<b>2,714.04</b>
<b>Current liabilities</b>			
Financial liabilities			
Borrowings		5,072.88	5,256.94
Trade payables			
-Total outstanding dues of micro enterprises and small enterprises			
-Total outstanding dues of creditors other than micro enterprises and small enterprises		1,663.15	2,119.59
Provisions		3.49	7.03
Other financial liabilities		1,885.47	1,382.67
Other current liabilities		199.20	67.23
	<b>Current liabilities ( E )</b>	<b>8,824.19</b>	<b>8,833.46</b>
<b>Total equity and liabilities ( C ) + ( D ) + ( E )</b>		<b>20,766.25</b>	<b>20,836.12</b>

FOR **SAMBANDAM SPINNING MILLS LTD.**

(S. DEVARAJAN)  
Chairman and Managing Director



**Standalone Statement of Cash Flows**


Rs. lakhs

Particulars	30.09.19	30.09.18
<b>Cash flow from operating activities</b>		
<b>Profit/ (Loss) before tax</b>	329.40	522.33
<b>Adjustments for -</b>		
Depreciation & Amortisation expense	462.46	500.38
Finance cost	421.56	423.02
Dividend Income	-	-
Loss/(Profit) on sale of Long term Investments	(0.05)	(0.04)
(Profit)/Loss on sale of Property, Plant and Equipment (PPE)	(0.76)	0.21
Impairment loss on assets	-	-
Interest income	(47.35)	(22.97)
<b>Operating profit/ (loss) before working capital changes</b>	<b>1,165.26</b>	<b>1,422.93</b>
<b>Adjustments for changes in -</b>		
Trade receivables	(126.34)	156.66
Inventories	(92.51)	233.14
Non current and current Financial Assets	(44.89)	(190.21)
Other non current and current assets	(72.34)	(288.40)
Trade payables	(456.44)	(1,011.92)
Non current and current Financial Liabilities	281.67	175.91
Other Non current and current Liabilities	131.95	14.57
Other Non current and Current provisions	(15.88)	(5.03)
<b>Cash generated from operations</b>	<b>770.48</b>	<b>507.65</b>
Income Tax (net)	(0.72)	82.20
<b>Net cash from operating activities</b>	<b>769.76</b>	<b>589.85</b>
<b>Cash flow from Investing activities</b>		
Payments for acquisition of Property, Plant & Equipment	(136.08)	(108.65)
Movement in Capital Work-in-Progress	(20.85)	-
Dividend received	0.05	0.04
Interest Received	47.35	22.97
Margin money deposit with bank	(6.09)	87.63
Proceeds from sale of shares	51.54	-
<b>Net cash from investing activities</b>	<b>(64.08)</b>	<b>1.99</b>
<b>Cash flow from financing activities</b>		
Proceeds from Non current Borrowings	7.66	42.44
Repayments of Non current Borrowings-Term loans - banks	(187.30)	(203.10)
Dividend paid	(102.82)	(102.82)
Interest Paid	(421.56)	(423.02)
<b>Net cash (used in) financing activities</b>	<b>(704.02)</b>	<b>(686.50)</b>
<b>Net increase/(decrease) in cash and cash equivalents</b>	<b>1.66</b>	<b>(94.66)</b>
<b>Cash and cash equivalents</b>		
At beginning	6.41	118.36
At end	8.07	23.70
<b>NET INCREASE/ (DECREASE) IN CASH</b>	<b>1.66</b>	<b>(94.66)</b>

**Notes**

- The above unaudited standalone financial results were reviewed by the Audit Committee and approved by the Board of Directors at their meeting held on November 10, 2019. The Statutory auditors have carried out a limited review of the above financial results.
- Segment Information:  
The Company is principally engaged in a single business segment viz. yarn based on nature of products, risks, returns and the internal business reporting system and accordingly there is no other reportable segment in terms of Ind AS 108 'Operating Segments'.
- Ind AS 116 "Leases" has been adopted with effect from 1.4.2019 using 'Modified Retrospective Method'. The adoption did not have any significant impact on overall results.
- The previous period figures have been regrouped/reclassified wherever necessary to conform to current period

For Sambandam Spinning Mills Limited

  
 S. Devarajan  
 Chairman and Managing Director

 Salem  
 November 10, 2019
