

To,
Department of Corporate Service,
BSE Limited,
Phiroze Jeejeebhoy Towers,
Dalal Street,
Mumbai- 400 001
SCRIP CODE: 540259

Date: **22-10-2024**

Subject: - Outcome of Board Meeting of Shangar Décor Limited held today i.e. Tuesday, 22nd October, 2024

Dear Sir / Madam,

Pursuant to Regulation 30 and 33 of Securities and Exchange Board of India (Listing Obligations and Disclosure Requirements) Regulations, 2015, we would like to inform you that the Board of Directors of the Company at their meeting held today i.e., Tuesday, 22nd October, 2024 have approved the following agenda items.

1. Considered and approved the Un-Audited Financial Results along with Limited Review Report for the quarter ended on 30th September,2024.

Pursuant to Regulation 33 of the SEBI (Listing Obligations and Disclosure Requirements) Regulations, 2015, we enclose a copy of the Unaudited Financial Results of the Company for the quarter ended on 30th September,2024.

2. The Board of Directors has considered and approved the following terms of the Right Issue: -

a. Total number of Equity Shares and Rights Issue size:

8,56,82,800 Fully paid-up Equity Shares of ₹ 5/- (Rupees Five Only) each at an issue price of ₹ 5.76/- (Rupees Five and Seventy-Six Paise Only) per equity share aggregating to ₹ 49,35,32,928/-

b. Right Issue Price:

₹ 5.76 per fully paid-up Equity Shares (including a premium of ₹ 0.76 per Equity Share).




Page | 1

wedding decor - theme decor - exhibitions - religious & corporate events

CIN No. : I36998GJ1995PLC028139

4, Sharad Flats, Opp. Dharnidhar Derasar, B/h. Sales India, Paldi Ahmedabad-380007

Ph. No. 079-26634458 • 26622675

 shangardecorltd@hotmail.com,  info@shangardecor.com  www.shangardecor.com

c. Right Entitlement Ratio:

7 (Seven) new Right Shares for every 1 (One) Existing Equity Shares held by the eligible shareholders as on the Record Date as mentioned below

d. Record Date:

Fixed the Record Date on Monday 28th October, 2024 for the purpose of determining the eligible shareholder to apply for the Right Issue.

e. Right Issue Period:

Issue Opening Date: Friday, 8th November, 2024
Issue Closing Date: Friday, 6th December, 2024

f. Terms of Payment:

The Issue Price of ₹ 5.76/- per Equity Share shall be payable at the time of application.

g. Outstanding of Equity Shares:

Prior to the Right Issue: 1,22,40,400 Equity Shares
Post Right Issue#: 9,79,23,200 Equity Shares
Assuming full subscription

h. ISIN for Rights Entitlement:

ISIN for RE - INE118R20016

The meeting started at 6.00 PM and concluded at 11.00 PM

Kindly take the same on your records and acknowledge the receipt.

By the order of the Board of Directors

For, Shangar Decor Limited


**Samir
Shah**
Digitally signed by Samir
Shah
DN: cn=Samir Shah, o, ou,
email=samirshah@gmail.c
om, c=IN
Date: 2024.10.22 23:11:09
+0530'

**Samirbhai Shah
Managing Director
DIN: 00787630**

Independent Auditor's Review Report on the Quarterly and Year to date Unaudited Financial Results of Shangar Décor Limited ("the company") Pursuant to the Regulation 33 of the SEBI (Listing Obligations and Disclosure Requirements) Regulations, 2015, as amended

Review Report to
The Board of Directors
Shangar Décor Limited.

1. We have reviewed the accompanying statement of Unaudited Financial Results of **Shangar Décor Limited. ("the Company")** for the quarter and half year ended on **30th September, 2024 ("the Statement")**, being submitted by the Company pursuant to the requirements of Regulations 33 and 52 of the SEBI (Listing Obligations and Disclosure Requirements) Regulations, 2015, as amended ("the Listing Regulations").
2. This Statement, which is the responsibility of the Company's Management and approved by the Company's Board of Directors, has been prepared in accordance with the recognition and measurement principles laid down in the Indian Accounting Standard 34 "Interim Financial Reporting" ("Ind AS 34"), prescribed under Section 133 of the Companies Act, 2013 as amended, read with relevant rules issued thereunder and other accounting principles generally accepted in India and in compliance with Regulations 33 and 52 of the Listing Regulations. Our responsibility is to express a conclusion on the Statement based on our review.
3. We conducted our review in accordance with the Standard on Review Engagement (SRE) 2410, "Review of Interim Financial Information Performed by the Independent Auditor of the Entity" issued by the Institute of Chartered Accountants of India (ICAI). This standard requires that we plan and perform the review to obtain moderate assurance as to whether the financial statements are free of material misstatement. A review of interim financial information consists of making inquiries, primarily of persons responsible for financial and accounting matters, and applying analytical and other review procedures. A review is substantially less in scope than an audit conducted in accordance with Standards on Auditing specified in 143(10) of the companies Act, 2013 and consequently does not enable us to obtain assurance that we would become aware of all significant matters that might be identified in an audit. Accordingly, we do not express an audit opinion.



Attention is drawn to Note: 6 of the Statement which states that the statement of cash flows for the corresponding six months ended September 30, 2024, as reported in the accompanying Statement have been approved by the Company's Board of Directors, but have not been subjected to review.

4. Based on our review conducted as above, nothing has come to our attention that causes us to believe that the accompanying statement, prepared in accordance with the recognition and measurement principles laid down in the aforesaid Indian Accounting Standards ("Ind AS") specified under section 133 of the Companies Act, 2013 as amended, read with relevant rules issued thereunder and other accounting principles generally accepted in India, has not disclosed the information required to be disclosed in terms of Regulations 33 and 52 of the Listing Regulations, including the manner in which it is to be disclosed, or that it contains any material misstatement.

For S.D. Mehta & Co.
Chartered Accountants
(FRN: 137193W)



Shaishav D. Mehta
Partner
M.NO: 032891

Place : Ahmedabad
Date : 22nd October, 2024
UDIN: 24032891BKAGIA2784

Shangar Decor Limited

CIN: L36998GJ1995PLC028139

Address: 4, Sharad Appartment, Opp. Dharnidhar Derasar, Paldi, Ahmedabad - 380009, Gujarat

Unaudited Financial Result for the period ended on 30-09-2024

Rs. in Lakhs

Particulars	Quarter Ended			Half year ended		Year Ended
	30-09-2024	30-06-2024	30-09-2023	30-09-2024	30-09-2023	31 March 2024
	Un Audited	Un Audited	Un Audited	Un Audited	Un Audited	Audited
Income						
Revenue From Operations	345.78	183.13	117.41	528.91	221.87	1,298.91
Other Income	0.11	0.11	0.18	0.22	0.18	0.50
Total Income	345.89	183.24	117.59	529.13	222.05	1,299.41
Expenses						
Purchases of Stock-in-Trade	56.64	9.17	39.00	65.81	87.34	532.67
Changes in inventories of finished goods, Stock-in-Trade and work-in-progress	51.37	-25.71	-15.39	25.66	-21.68	52.36
Employee benefits expense	7.71	7.04	2.20	14.75	4.42	28.24
Finance costs	1.07	0.70	0.79	1.78	1.59	4.67
Depreciation and amortization expense	37.72	36.05	31.87	73.77	64.18	133.12
Other expenses	85.48	143.51	53.29	228.99	73.55	441.90
Total expenses	239.99	170.76	111.76	410.76	209.40	1,192.96
Profit/(loss) before tax	105.90	12.48	5.83	118.37	12.65	106.45
Tax expense						
Current tax	27.54	3.27	1.52	30.81	3.31	31.19
Total Tax expense	27.54	3.27	1.52	30.81	3.31	31.19
Profit/(loss) after tax for the period	78.36	9.21	4.31	87.56	9.34	75.26
Other Comprehensive Income						
Total Other Comprehensive Income	-	-	-	-	-	-
Total Comprehensive Income for the period	78.36	9.21	4.31	87.56	9.34	75.26
Earnings per equity share						
Basic	0.64	0.08	0.04	0.72	0.08	0.61
Diluted	0.64	0.08	0.04	0.72	0.08	0.61

Notes:

- 1 The above Unaudited Financial Results were reviewed by the Audit Committee and approved by the Board of Directors in their respective meetings held on 22nd October, 2024.
- 2 The above unaudited financial results have been prepared in accordance with Indian Accounting Standards (Ind AS), the provisions of the Companies Act, 2013 ("the Act"), as applicable and guidelines issued by the Securities and Exchange Board of India ("SEBI"). The Ind AS are prescribed under Section 133 of the Act read with Rule 3 of the Companies (Indian Accounting Standards) Rules, 2015 and Companies (Indian Accounting Standards) Amendment Rules, 2016.
- 3 There are no reportable segments, which signify or in the aggregate qualify for separate disclosure as per provisions of the relevant Ind AS. The Management does not believe that the information about segments which are not reportable under Ind AS, would be useful to the users of these financial statements.
- 4 Figures has been rounded off and regrouped / re-arranged wherever necessary.



5 Statement of Assets and Liabilities

Rs. in Lakhs

Particulars	As at	
	30 September 2024	31 March 2024
ASSETS		
Property, Plant and Equipment	1,286.47	1,250.03
Capital work-in-progress	-	-
Investment Property	-	-
Goodwill	-	-
Other Intangible assets	-	-
Intangible assets under development	-	-
Financial Assets		
Investments	3.13	3.12
Trade receivables	-	-
Loans	-	-
Other financial assets	-	-
Deferred tax assets net	-	-
Other non-current assets	-	-
Total Non-current Assets	1,289.60	1,253.15
Current assets		
Inventories	183.25	208.92
Financial Assets		
Investments	-	-
Trade receivables	960.00	985.27
Cash and cash equivalents	29.20	186.32
Bank balances	-	-
Loans	41.69	36.46
Other financial assets	-	-
Other current assets	130.84	117.16
Total Current Assets	1,344.98	1,534.13
Total Assets	2,634.58	2,787.28
EQUITY and LIABILITIES		
Equity Share Capital	612.02	612.02
Other Equity	212.62	125.05
Total Equity	824.64	737.07
Non-current liabilities		
Financial Liabilities		
Borrowings	923.40	847.49
Lease liabilities	-	-
Trade Payables		
total outstanding dues of micro enterprises and small enterprises	-	-
total outstanding dues of others	-	-
Other financial liabilities	-	-
Provisions	-	-
Deferred tax liabilities net	14.51	14.50
Other non-current liabilities	-	-
Total Non-current liabilities	937.91	861.99
Current liabilities		
Financial Liabilities		
Borrowings	-	-
Lease liabilities	-	-
Trade Payables		
total outstanding dues of micro enterprises and small enterprises	-	-
total outstanding dues of others	773.13	1,083.40
Other financial liabilities	-	-
Other current liabilities	41.65	78.38
Provisions	57.25	26.44
Current Tax Liabilities (Net)	-	-
Total Current liabilities	872.03	1,188.22
Total liabilities	1,809.94	2,050.21
Total Equity and Liabilities	2,634.58	2,787.28

For and on behalf of Board of Directors,
Shangar Decor Limited (CIN: L36998GJ1995PLC028139)

Place: Ahmedabad
Date: 22nd October, 2024

Shah Samir R
Samir R Shah
Managing Director 00787630



Shangar Decor Limited

CIN: L36998GJ1995PLC028139

Registered office: 4, Sharad Appartment, Opp. Dharnidhar Derasar, Paldi, Ahmedabad - 380009, Gujarat

Standalone Cash Flow Statement for the period ended on 30-09-2024

Rs. in Lakhs

Particulars	For Period ended 30-Sep-24	For Period ended 30-Sep-23
CASH FLOWS FROM OPERATING ACTIVITIES		
Profit for the year	87.57	9.36
Adjustments for:		
Depreciation and amortisation	73.77	64.18
(Gain)/Loss on disposal of property, plant and equipment	-	-
(Gain)/Loss on disposal of Investments	-	-
(Gain)/Loss on investments measured at fair value through profit and loss	-	-
Provision for Income tax	30.81	-4.26
Non cash expenses 1	-	4.03
Non cash expenses 2	-	-
Bad debts, provision for trade receivables and advances, net	-	-
Finance Cost	1.78	-3.95
Interest Income	-0.22	0.87
Dividend Income	-	0.12
Unrealised (gain) / loss	-	-
Operating profit before working capital changes	193.71	70.35
Adjustment for (increase) / decrease in operating assets		
Trade receivables	25.27	569.79
Unbilled revenue	-	-
Loans & Advances	-5.23	24.66
Other financial assets	-	-
Inventories	25.66	295.34
Other assets	-13.67	119.87
Other assets1	-	-
Adjustment for (Increase) / decrease in operating liabilities		
Trade payables	-310.26	-711.07
Employee benefit obligation	-	-
Other financial liabilities	-	-
Other Liabilities	-36.73	-13.21
Provisions	30.81	-8.19
Other Liabilities 1	-	-
Cash generated from operations	-90.44	347.54
Income tax paid (net)	-30.81	-10.25
Net cash generated by operating activities	-121.25	337.29
CASH FLOWS FROM INVESTING ACTIVITIES		
Bank deposits placed	-	-
Inter-corporate deposits placed	-	-
Purchase of investments carried at fair value through profit and loss	-	-
Purchase of investments carried at fair value through OCI	-	-
Purchase of investments carried at amortised cost	-	-
Payments to acquire financial assets	-	-
Purchase of property, plant and equipment	-110.21	915.88
Right of Use Asset	-	-
Purchase of intangible assets	-	-
Purchase of Biological Assets other than bearer plants	-	-
Purchase of other Investment	-	2.13
Ear marked deposits placed with banks	-	-
Bank deposits matured	-	-
Inter-corporate deposits matured	-	-
Proceeds from sale of investments carried at fair value through profit and loss	-	-
Proceeds from sale of investments carried at fair value through OCI	-	-
Proceeds from sale of investments carried at amortised cost	-	-
Proceeds from sale of financial assets	-	-
Proceeds from disposal of property, plant and equipment	-	-
Proceeds from disposal of intangible assets	-	-



Proceeds from ear marked deposits with banks	-	-
Proceeds from sale of other Investment	-	-
Loan and Advances(net)	-	-
Change in other non current assets	-	-
Dividend received	-	-0.12
Interest received	0.22	-0.87
Net cash (used in) / generated by investing activities	-109.99	917.02
CASH FLOWS FROM FINANCING ACTIVITIES		
Repayment of lease liabilities	-	-
Proceeds from short term borrowings	-	-
Repayment of shor term borrowings	-	-
Proceeds from long term borrowings	75.91	-653.69
Repayment of long term borrowings	-	-
Finance cost	-1.78	3.95
Dividend paid (including tax on dividend)	-	-
Issue of Equity Shares	-	-612.02
Buyback of Equity Shares	-	-
Issue of Preference Shares	-	-
Redemption of Preference Shares	-	-
Other Equity	-	-29.61
Net cash used in financing activities	74.13	-1,291.37
Net increase / (decrease) in cash and cash equivalents	-157.11	-37.06
Cash and cash equivalents at the beginning of the year	186.32	49.90
Exchange gain loss on Cash and cash equivalents	-	-
Cash and cash equivalents at the end of the year	29.21	12.84

For and on behalf of Board of Directors,
Shangar Decor Limited (CIN: L36998GJ1995PLC028139)

Shah Samir A
Samir R Shah
Managing Director 00787630

Place: Ahmedabad
Date: 22/10/2024

