



Regd. Office & Corporate Office : 376, Industrial Area-A, LUDHIANA-141 003 (INDIA)
Phone : 91-161-2600701 to 705, 2606977 to 980, Fax : 91-161-2222942, 2601956.
E-mail : secnel@owmnahar.com Website : www.owmnahar.com
CIN : L17115PB1988PLC008820

NPFL/SD/2021-22/

February 04, 2022

The BSE Limited 25 th Floor, P.J. Towers, Dalal Street, Mumbai – 400 001	The National Stock Exchange of India Limited Exchange Plaza, 5th Floor, Plot No. C/1, G-Block Bandra-Kurla Complex, Bandra (E) Mumbai – 400 051
SCRIP CODE: 523391	SYMBOL: NAHARPOLY

SUB: NEWSPAPER PUBLICATION

Dear Sir/ Madam,

Pursuant to Regulation 47 and other applicable provisions of SEBI (Listing Obligations and Disclosure Requirements) Regulations, 2015, we are sending herewith copies of Newspaper publication of financial results of Quarter and nine months ended 31.12.2021 published in “Business Standard”, and “Punjabi Jagran” dated February 04, 2022

This is for the information of the general Public as well as members of the Exchange.

Thanking you.

Yours Faithfully,
FOR NAHAR POLY FILMS LIMITED

Disha Jindal
DISHA JINDAL
(COMPANY SECRETARY)

How the social sector gets short shrift

Government allocations on health and education do not meet its targets and consistently fall short in terms of actual spending

ISHAN GERA
New Delhi, 2 February

The government has set ambitious targets for education and health spending but the allocations by the finance minister for 2022-23 in the Budget do not come close to the targets. The new education policy released two years ago had envisaged an allocation of six per cent of gross domestic product (GDP) to education (combining both the Centre and states' spending). A *Business Standard* analysis shows that the Centre's education expenditure as a percentage of GDP has declined since 2014-15.


Even though the government has allocated as much as ₹1 trillion for education expenditure for 2022-23, as a per cent of GDP, spending in FY23 will only amount to 0.4 per cent. In 2021-22, Revised Estimates indicate the government had spent 0.38 per cent of GDP on education. However, in 2014-15, the Centre's education expenditure was 0.55 per cent. It declined to 0.43 per cent in 2018-19. Before the pandemic, the Centre's education spending was 0.45 per cent of GDP in 2016-17, the Centre spent 0.25 per cent of GDP; it had risen to 0.31 per cent before the pandemic.

which has not declined but has risen, though marginally, since 2014-15. In 2014-15, education spending of all states was 2.6 per cent of GDP; in 2021-22, it is expected to be 2.77 per cent.

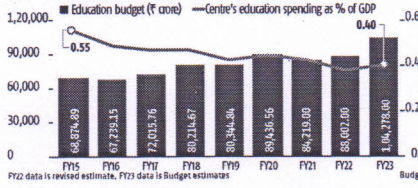
The combined education spending will be 3.15 per cent of GDP in 2021-22, similar to 2014-15 figures, but still half of the government's target of six per cent (see chart 1). On the other hand, health spending has been better but still nowhere close to the 2.5 per cent target (Centre and state combined) set by the government for 2025.

Analysis of Budget data shows that the expenditure of the Department of Health and Family Welfare was increasing even before the pandemic. In 2016-17, the Centre spent 0.25 per cent of GDP; it had risen to 0.31 per cent before the pandemic. In 2020-21, it increased to 0.39 per cent and is expected to be 0.38 per cent in 2021-22. It will increase to 0.4 per cent in 2022-23. The total spending this fiscal is expected to be 1.3 per cent, compared to 0.9 per cent in 2014-15 (see chart 3).

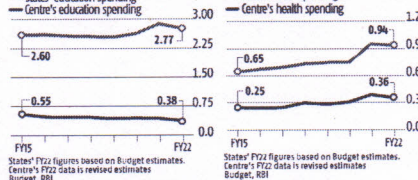
Further analysis shows that although the Centre's share of health expenditure in total expenditure has been increasing, the share of education has declined. The share of education in total spending was 4.1 per cent in 2014-15 and is expected to be 2.6 per cent in 2022-23. The share of health spending is expected to be 2.2 per cent next fiscal (see chart 4).



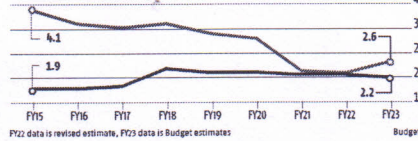
1. CENTRE'S EDUCATION SPENDING AS A PROPORTION OF GDP HAS BEEN DECLINING




2. STATES' SHARE IN EDUCATION HAS BEEN RISING



3. HEALTH EXPENDITURES HAVE BEEN RISING



4. EDUCATION SHARE IN TOTAL EXPENDITURE IS FALLING



6. ACTUAL EXPENDITURE ON EDUCATION HAS BEEN LOWER THAN BUDGETED



The calculations above are dependent on the fact that the Centre actually spends the budgeted amount next year. *Business Standard* analysis shows that barring 2017-18, actual spending on education was less than the budgeted spending in seven of the last eight years (see chart 5).

BUDGET 2022-23

Emphasis on asset creation over direct income enhancements



PRABHATH AWASTHI

Beyond the detailed analysis of Budget numbers, it is probably more important to look at the intent and priorities of the government. In a world where pandemic swings, commodity price gyrations and inflation-led tightness are large unknowns, the Budget should also be analysed from two primary perspectives of credibility and intent.

There is a broad agreement that the Budget numbers are credible as revenue assumptions are not too optimistic; indeed, there are suggestions that the government has been a bit conservative in its estimates. The more important question that can be answered by looking at areas where the government intends to accelerate spending and/or incentivising expenditure via fiscal or tax concessions. Overall, from financial markets' perspective, the heart of the Budget seems to be oriented towards investment-driven economic growth.

The government has enhanced its cap-



ital expenditure significantly with specific focus on infrastructure in areas of railways, roads, and logistics. The outlays for affordable housing schemes have been hiked sharply, again pushing the asset creation agenda. This is clearly a positive as the quality of expenditure is possibly more important given the fact that India is in the midst of some really important state elections.

While the government has continued to support the MSME sector by extending debt relief programmes, it has also pushed the date for tax concessions for new manufacturing units by a year. At the same time, lower subsidy outlays suggest that the pandemic-led relief expenditure is on the wane.

Thus, the government is clearly signalling an emphasis on asset creation over direct income enhancements to push its growth agenda. It continues to push its expenditure in infrastructure, which would hopefully create further growth impulse and spur the private sector to enhance its risk taking in response.

The writer is Managing Director & Country Head, India at Nomura.

BLACK ROSE INDUSTRIES LIMITED		BLACK ROSE			
Regd. Off: 145A, Mittal Tower, Nariman Point, Mumbai - 400 021 Tel: +91 22 4939 7200 Fax: +91 22 5207 3022		E-mail: investor@blackrosechem.com Website: www.blackrosechem.com CIN: L17120MH1000P205428			
EXTRACT OF STANDALONE AND CONSOLIDATED UNAUDITED FINANCIAL RESULTS FOR THE QUARTER & NINE MONTHS ENDED 31 ST DECEMBER, 2021					
Sl. No.	Particulars	Standalone		Consolidated	
		Quarter Ended 31.12.2021	Nine Months Ended 31.12.2021	Quarter Ended 31.12.2020	Nine Months Ended 31.12.2020
		(₹ in Lakhs)	(₹ in Lakhs)	(₹ in Lakhs)	(₹ in Lakhs)
1	Total income from operations	9,261.14	25,499.14	7,441.69	12,821.25
2	Net Profit/(Loss) for the period before Tax, Exceptional and/or Extraordinary items	1,252.22	3,423.06	1,303.13	1,284.95
3	Net Profit/(Loss) for the period before Tax (after Exceptional and/or Extraordinary items)	923.67	2,648.67	969.82	946.58
4	Total Comprehensive Income for the period (Comprising Profit/(Loss) for the period (after tax) and Other Comprehensive Income (after tax))	904.53	2,536.41	963.78	927.44
5	Equity Share Capital	510.00	510.00	510.00	510.00
6	Reserves (excluding Revaluation Reserve) as shown in the Audited Balance Sheet of previous year	1.81	5.00	1.90	1.86
7	Earnings Per Share (of ₹ 1/- each) (For continuing and discontinued operations)	1.81	5.00	1.90	1.86
8	Diluted:	1.81	5.00	1.90	1.86

W.S. INDUSTRIES (INDIA) LIMITED
CIN: L2142TN161PLC004568
Regd. Office: 108, Mount Poonamall Rd., Porur, Chennai - 600 116

NOTICE
Notice is hereby given that a meeting of the Board of Directors of the Company has been scheduled to be held on Monday, the 14th February 2022, to consider and take on record, inter-alia, Unaudited Financial Statements of the Company for the quarter and nine months ended 31st December 2021.

for W.S. Industries (India) Limited
Chennai
04.02.2022
Company Secretary

Nahar POLY FILMS LIMITED
Regd. Office: 376, Industrial Area 'A', Ludhiana-141003
CIN: L17115PB1988PLC008820 Ph. 0161-2600701-705, Fax: 0161-2222942
Email: secncl@ownnahar.com, Website: www.ownnahar.com

EXTRACT OF STANDALONE AND CONSOLIDATED UN-AUDITED FINANCIAL RESULTS FOR THE QUARTER/NINE MONTHS ENDED 31 ST DECEMBER, 2021		(₹ in Lakhs)			
Sl. No.	Particulars	Quarter Ended		Nine Months Ended	
		31.12.2021	30.09.2021	31.12.2020	31.12.2020
		Un-audited	Un-audited	Un-audited	Un-audited
1	Total Income from Operations	10625.05	10750.01	8108.75	31984.74
2	Net Profit for the period (before Tax)	2310.98	2451.00	1938.73	7346.42
3	Net Profit for the period (after Tax)	2148.31	1868.12	1523.12	6552.52
4	Total Comprehensive Income for the period (Comprising Profit for the period (after tax) and other Comprehensive Income (after tax))	6577.58	13928.12	4185.36	30064.77
5	Paid up Equity Share Capital (Face Value of ₹ 5/- each)	1229.40	1229.40	1229.40	1229.40
6	Reserves (excluding revaluation reserves) as shown in the Audited Balance Sheet of previous year	-	-	-	2674.98
7	Earnings Per Share (Face Value of ₹ 5/- each) Basic/Diluted (₹)	0.74	0.74	0.61	2.28

NOTES:
1. The Company is operating in single segment i.e. BOPP Films, hence Segment Reporting under Ind AS 106 - (Operating Segment) is not applicable.
2. The above is an extract of the detailed format of quarter and nine months ended 31st December, 2021 Financial Results filed with the stock exchanges under Regulation 33 of the SEBI (Listing Obligations and Disclosure Requirements) Regulations, 2015. The full form of Standalone and consolidated financial results for the quarter and nine months ended 31st December, 2021 are available on the Stock Exchange websites i.e. www.sebiindia.com and www.bseindia.com and also available on Company's website i.e. www.ownnahar.com.
3. The Company's expansion plan of setting up new BOPP project with capacity of 30000 Tonnes per annum has been implemented in full. The trial production has started on 3rd February, 2022.
4. The Standalone and consolidated financial results have been reviewed by the Audit Committee and thereafter approved and taken on record by the Board at their meeting held on 3rd February, 2022. These results have been reviewed by the Statutory Auditors of the Company.

5. Consolidated financial results are as under:

Sl. No.	Particulars	Quarter Ended		Nine Months Ended	
		31.12.2021	30.09.2021	31.12.2020	31.12.2020
		Un-audited	Un-audited	Un-audited	Un-audited
1	Total Income from Operations	18625.87	10660.84	8198.75	31770.39
2	Net Profit for the period (before Tax)	3128.76	2865.75	2303.65	8342.82
3	Net Profit for the period (after Tax)	2458.08	2320.79	1828.04	6549.82
4	Total Comprehensive Income	8468.77	14935.74	5702.54	34015.30
5	Earnings Per Share (Face Value of ₹ 5/- each) Basic/Diluted (₹)	10.00	9.44	7.43	26.84

For NAHAR POLY FILMS LTD. Sd/-
JAWAHAR LAL OSWAL (CHAIRMAN)
DIN: 00463866

Place: Ludhiana
Date: 3rd February, 2022

Nahar Capital and Financial Services Ltd.
Regd. Office: 375, Industrial Area 'A', Ludhiana-141003
CIN: L45202PB2006PLC029968 Ph. 0161-2600701-705, Fax: 0161-2222942
Email: secncl@ownnahar.com, Website: www.ownnahar.com

EXTRACT OF STANDALONE AND CONSOLIDATED UN-AUDITED FINANCIAL RESULTS FOR THE QUARTER/NINE MONTHS ENDED 31 ST DECEMBER, 2021		(₹ in Lakhs)			
Sl. No.	Particulars	Quarter Ended		Nine Months Ended	
		31.12.2021	30.09.2021	31.12.2020	31.12.2020
		Un-audited	Un-audited	Un-audited	Un-audited
1	Total Income from operations (net)	1659.32	1951.66	1325.45	4701.90
2	Net Profit for the period (before Tax)	1448.10	1810.16	1159.62	4048.49
3	Net Profit for the period (after Tax)	1035.80	1352.15	772.32	3028.68
4	Total Comprehensive Income for the period (Comprising Profit for the period (after tax) and Other Comprehensive Income (after tax))	8043.89	2803.34	3842.82	10457.90
5	Paid up Equity Share Capital (Face Value of ₹ 5/- each)	837.31	837.31	837.31	837.31
6	Reserves (excluding Revaluation Reserve) as shown in the Audited Balance Sheet of previous year	-	-	-	70225.34
7	Earnings Per Share (Face Value of ₹ 5/- each) Basic/Diluted (₹)	6.19	8.07	4.51	18.09

NOTES:
1. The above is an extract of the detailed format of Financial Results alongwith Segment Reporting for the quarter and nine months ended 31st December, 2021 filed with the Stock Exchanges under Regulation 33 of the SEBI (Listing Obligations and Disclosure Requirements) Regulations, 2015. The full form of the Un-audited Financial Results alongwith Segment Reporting for the quarter and nine months ended 31st December, 2021 are available on the Stock Exchange websites i.e. www.sebiindia.com and www.bseindia.com and also available on Company's website i.e. www.ownnahar.com.
2. The Standalone and consolidated financial results have been reviewed by the Audit Committee and thereafter approved and taken on record by the Board of Directors at their meeting held on 3rd February, 2022. These results have been reviewed by Statutory Auditors of the Company.

3. Consolidated financial results are as under:

Sl. No.	Particulars	Quarter Ended		Nine Months Ended	
		31.12.2021	30.09.2021	31.12.2020	31.12.2020
		Un-audited	Un-audited	Un-audited	Un-audited
1	Total Income from operations (net)	1413.97	1555.20	1325.45	4029.89
2	Profit before tax	9427.34	8504.94	2792.67	24014.16
3	Net profit after tax	7087.28	5594.03	2380.96	18113.10
4	Total Comprehensive Income	14144.98	14399.48	7340.32	41532.27
5	Earnings Per Share (Face Value of ₹ 5/- each) Basic/Diluted (₹)	42.32	33.40	14.22	110.85

For NAHAR CAPITAL AND FINANCIAL SERVICES LTD. Sd/-
JAWAHAR LAL OSWAL (CHAIRMAN)
DIN: 00463866

Place: Ludhiana
Date: 3rd February, 2022

INSIGHT SPEAKS
Insight story
Business Standard
Insight Out



ਨਾਹਰ ਪੋਲੀ ਫਿਲਮਜ਼ ਲਿਮਟਿਡ

ਰਜਿ. ਦਫਤਰ : 376, ਇੰਡਸਟ੍ਰੀਅਲ ਏਰੀਆ 'ਏ', ਲੁਧਿਆਣਾ-141003

CIN: L17115PB1988PLC008820 ਫੋਨ : 0161-2600701-705, ਫੈਕਸ : 0161-2222942

ਈ-ਮੇਲ : secnel@owmnahaar.com, ਵੈੱਬਸਾਈਟ : www.owmnahaar.com

ਮਿਤੀ 31 ਦਸੰਬਰ, 2021 ਨੂੰ ਖਤਮ ਹੋਈ ਤਿਮਾਹੀ ਅਤੇ ਨੌਂ ਮਹੀਨਿਆਂ ਵਾਸਤੇ ਸਟੈਂਡਅਲੋਨ ਅਤੇ ਕੰਸੋਲੀਡੇਟਿਡ ਅਣ-ਆਡਿਟਿਡ ਵਿੱਤੀ ਨਤੀਜਿਆਂ ਦਾ ਸਾਰ

(ਰੁ. ਲੱਖਾਂ 'ਚ)

ਲੜੀ ਨੰ.	ਵੇਰਵੇ	ਤਿਮਾਹੀ ਖਤਮ ਹੋਈ			ਨੌਂ ਮਹੀਨੇ ਖਤਮ ਹੋਏ		ਸਾਲ ਖਤਮ ਹੋਇਆ
		31.12.2021 ਅਣ-ਆਡਿਟਿਡ	30.09.2021 ਅਣ-ਆਡਿਟਿਡ	31.12.2020 ਅਣ-ਆਡਿਟਿਡ	31.12.2021 ਅਣ-ਆਡਿਟਿਡ	31.12.2020 ਅਣ-ਆਡਿਟਿਡ	
1	ਸੰਚਾਲਨਾਂ ਤੋਂ ਕੁੱਲ ਆਮਦਨ	10625.05	10760.01	8198.75	31968.74	21689.09	30861.28
2	ਅਰਜੇ ਲਈ ਸ਼ੁੱਧ ਲਾਭ (ਟੈਕਸ ਤੋਂ ਪਹਿਲਾਂ)	2810.98	2451.08	1998.73	7345.42	4913.96	6852.85
3	ਅਰਜੇ ਲਈ ਸ਼ੁੱਧ ਲਾਭ (ਟੈਕਸ ਤੋਂ ਬਾਅਦ)	2148.31	1886.12	1523.12	5552.52	3682.32	5143.63
4	ਅਰਜੇ ਲਈ ਕੁੱਲ ਸੰਖੇਪ ਆਮਦਨ (ਲਾਭ ਸਮੇਤ) ਅਤੇ ਹੋਰ ਸੰਖੇਪ ਆਮਦਨ (ਟੈਕਸ ਤੋਂ ਬਾਅਦ)	6577.58	13928.12	4185.36	30084.77	7183.46	10740.00
5	ਪੇਡ-ਅਪ ਇਕੁਇਟੀ ਸ਼ੇਅਰ ਕੈਪੀਟਲ (ਰੁ. 5/- ਹਰੇਕ ਦੀ ਫੇਸ ਵੈਲਿਊ)	1229.40	1229.40	1229.40	1229.40	1229.40	1229.40
6	ਰਿਜ਼ਰਵ (ਮੁਕ ਮੁਲਾਕਾਤ ਰਿਜ਼ਰਵ ਨੂੰ ਛੱਡ ਕੇ) (ਪਿਛਲੇ ਸਾਲ ਦੀ ਆਡਿਟਿਡ ਬੈਲੇਂਸ ਸ਼ੀਟ ਵਿੱਚ ਦਰਸਾਏ ਅਨੁਸਾਰ)	-	-	-	-	-	26874.98
7	ਪ੍ਰਤੀ ਸ਼ੇਅਰ ਆਮਦਨੀਆਂ (ਰੁ. 5/- ਹਰੇਕ ਦੀ ਫੇਸ ਵੈਲਿਊ) ਬੋਸਿਕ / ਡਿਲਿਊਟਿਡ (ਰੁਪਏ)	8.74	7.67	6.19	22.58	14.98	20.92

ਟਿੱਪਣੀਆਂ :

- ਕੰਪਨੀ ਸਿੰਗਲ ਸੈਗਮੈਂਟ ਅਰਥਾਤ ਬੀਚਿਪੀਪੀ ਫਿਲਮਜ਼ ਵਿੱਚ ਸੰਚਾਲਨ ਕਰ ਰਹੀ ਹੈ। ਇਸ ਲਈ ਆਈਐਨਡੀ ਏਐਸ 108 (ਓਪਰੇਟਿੰਗ ਸੈਗਮੈਂਟ) ਅਧੀਨ ਲੋੜੀਂਦੇ ਅਨੁਸਾਰ ਸੈਗਮੈਂਟ ਰਿਪੋਰਟਿੰਗ ਲਾਗੂ ਯੋਗ ਨਹੀਂ ਹੈ।
- ਉਕਤ ਐਸਈਬੀਆਈ (ਲਿਸਟਿੰਗ ਓਬਲੀਗੇਸ਼ਨ ਅਤੇ ਡਿਸਕਲੋਜ਼ਰ ਰਿਜ਼ੁਆਇਗਮੈਂਟਸ) ਰੈਗੂਲੇਸ਼ਨਜ਼, 2015 ਦੇ ਰੈਗੂਲੇਸ਼ਨ 33 ਦੇ ਅਧੀਨ ਸਟਾਕ ਐਕਸਚੇਂਜਾਂ ਕੋਲ ਪੇਸ਼ ਕੀਤੇ ਮਿਤੀ 31 ਦਸੰਬਰ, 2021 ਨੂੰ ਖਤਮ ਹੋਈ ਤਿਮਾਹੀ / ਨੌਂ ਮਹੀਨਿਆਂ ਲਈ ਆਡਿਟਿਡ ਵਿੱਤੀ ਨਤੀਜਿਆਂ ਦੇ ਵਿਸਥਾਰਿਤ ਫਾਰਮੈਟ ਦਾ ਇਕ ਸਾਰ ਹੈ। ਮਿਤੀ 31 ਦਸੰਬਰ, 2021 ਨੂੰ ਖਤਮ ਹੋਈ ਤਿਮਾਹੀ ਅਤੇ ਨੌਂ ਮਹੀਨਿਆਂ ਵਾਸਤੇ ਸਟੈਂਡਅਲੋਨ ਅਤੇ ਕੰਸੋਲੀਡੇਟਿਡ ਵਿੱਤੀ ਨਤੀਜਿਆਂ ਦਾ ਪੂਰਾ ਫਾਰਮੈਟ ਸਟਾਕ ਐਕਸਚੇਂਜ ਦੀਆਂ ਵੈੱਬਸਾਈਟਾਂ ਅਰਥਾਤ www.nseindia.com ਅਤੇ www.bseindia.com ਅਤੇ ਕੰਪਨੀ ਦੀ ਵੈੱਬਸਾਈਟ ਅਰਥਾਤ www.owmnahaar.com ਉੱਪਰ ਵੀ ਉਪਲਬਧ ਹੈ।
- 30,000 ਟਨ ਸਲਾਨਾ ਸਮਰੱਥਾ ਵਾਲਾ ਨਵਾਂ ਬੀਚਿਪੀਪੀ ਪ੍ਰੋਜੈਕਟ ਜੋ ਕਿ ਕੰਪਨੀ ਦੀ ਵਿਸਤਾਰ ਯੋਜਨਾ ਦਾ ਹਿੱਸਾ ਹੈ ਪੂਰਾ ਹੋ ਚੁੱਕਾ ਹੈ। ਟਰਾਇਲ ਪ੍ਰੋਡਕਸ਼ਨ 3 ਫਰਵਰੀ, 2022 ਤੋਂ ਸ਼ੁਰੂ ਹੋ ਚੁੱਕੇ ਹਨ।
- ਉਪਰੋਕਤ ਵਿੱਤੀ ਨਤੀਜਿਆਂ ਦਾ ਰੀਵਿਊ ਆਡਿਟ ਕਮੇਟੀ ਦੁਆਰਾ ਕੀਤਾ ਜਾ ਚੁੱਕਾ ਹੈ ਅਤੇ ਇਸ ਤੋਂ ਬਾਅਦ ਡਾਇਰੈਕਟਰਾਂ ਦੇ ਬੋਰਡ ਦੁਆਰਾ ਚੁੰਨੇ ਦੀ ਮਿਤੀ 3 ਫਰਵਰੀ, 2022 ਨੂੰ ਹੋਈ ਮੀਟਿੰਗ ਵਿੱਚ ਪ੍ਰਵਾਨਗੀ ਦਿੱਤੀ ਗਈ ਅਤੇ ਰਿਕਾਰਡ 'ਤੇ ਚਾੜ੍ਹੇ ਗਏ ਹਨ। ਇਨ੍ਹਾਂ ਵਿੱਤੀ ਨਤੀਜਿਆਂ ਦੀ ਸਮੀਖਿਆ ਕੰਪਨੀ ਦੇ ਵਿਧਾਨਿਕ ਆਡਿਟਰਾਂ ਦੁਆਰਾ ਕੀਤੀ ਗਈ ਹੈ।
- ਕੰਸੋਲੀਡੇਟਿਡ ਵਿੱਤੀ ਨਤੀਜੇ ਹੇਠ ਅਨੁਸਾਰ ਹਨ:

(ਰੁ. ਲੱਖਾਂ 'ਚ)

ਲੜੀ ਨੰ.	ਵੇਰਵੇ	ਤਿਮਾਹੀ ਖਤਮ ਹੋਈ			ਨੌਂ ਮਹੀਨੇ ਖਤਮ ਹੋਏ		ਸਾਲ ਖਤਮ ਹੋਇਆ
		31.12.2021 ਅਣ-ਆਡਿਟਿਡ	30.09.2021 ਅਣ-ਆਡਿਟਿਡ	31.12.2020 ਅਣ-ਆਡਿਟਿਡ	31.12.2021 ਅਣ-ਆਡਿਟਿਡ	31.12.2020 ਅਣ-ਆਡਿਟਿਡ	
1	ਸੰਚਾਲਨਾਂ ਤੋਂ ਕੁੱਲ ਆਮਦਨ	10525.87	10660.84	8198.75	31770.39	21656.03	30828.22
2	ਟੈਕਸ ਤੋਂ ਪਹਿਲਾਂ ਲਾਭ	3120.75	2885.75	2303.65	8342.82	5865.79	7970.65
3	ਟੈਕਸ ਤੋਂ ਬਾਅਦ ਸ਼ੁੱਧ ਲਾਭ	2458.08	2320.79	1828.04	6549.92	4634.15	6261.43
4	ਕੁੱਲ ਸੰਖੇਪ ਆਮਦਨ	8469.77	14935.74	5702.54	34015.30	9899.79	13710.77
5	ਪ੍ਰਤੀ ਸ਼ੇਅਰ ਆਮਦਨੀਆਂ (ਰੁ. 5/- ਹਰੇਕ ਦੀ ਫੇਸ ਵੈਲਿਊ) ਬੋਸਿਕ / ਡਿਲਿਊਟਿਡ (ਰੁਪਏ)	10.00	9.44	7.43	26.64	18.85	25.47

ਵਾਸਤੇ ਨਾਹਰ ਪੋਲੀ ਫਿਲਮਜ਼ ਲਿਮਟਿਡ

ਸਹੀ/-

ਜਵਹਾਰ ਲਾਲ ਓਸਵਾਲ

(ਚੇਅਰਮੈਨ)

(ਡੀਆਈਐਨ : 00463866)

ਸਥਾਨ : ਲੁਧਿਆਣਾ

ਮਿਤੀ : 3 ਫਰਵਰੀ, 2022