

5th November, 2020

The General Manager,
Corporate Relationship Dept.,
BSE limited,
1st Floor, New Trading Ring,
Rotunda Building,
P.J. Towers, Dalal Street, Fort,
Mumbai-400 001
(Stock Code: 531548)

The Secretary,
National Stock Exchange of India Ltd.,
Exchange Plaza, 5th Floor,
Bandra-Kurla Complex,
Bandra (E), Mumbai-400 051
(Stock Code: SOMANYCERA)

Sub: Investor Update for the Q2/ H1'FY21.

Dear Sir,

Please find enclosed herewith Investor update of Somany Ceramics Limited highlighting the performance of the Company during the quarter and six months ended on 30th September, 2020.

You are requested to take this information on your record.

Thanking you,

Yours faithfully,
For **Somany Ceramics Limited**


Ambrish Julka
GM (Legal) and Company Secretary
M No.: F4484

Encl: as above





SOMANY CERAMICS LIMITED

Investor Update – Q2/H1'Fy21

November 5, 2020

This presentation and the accompanying slides (the “Presentation”), which have been prepared by Somany Ceramics Ltd (the “Company”), have been prepared solely for information purposes and do not constitute any offer, recommendation or invitation to purchase or subscribe for any securities, and shall not form the basis or be relied on in connection with any contract or binding commitment whatsoever. No offering of securities of the Company will be made except by means of a statutory offering document containing detailed information about the Company.

This Presentation has been prepared by the Company based on information and data which the Company considers reliable, but the Company makes no representation or warranty, express or implied, whatsoever, and no reliance shall be placed on, the truth, accuracy, completeness, fairness and reasonableness of the contents of this Presentation. This Presentation may not be all inclusive and may not contain all of the information that you may consider material. Any liability in respect of the contents of, or any omission from, this Presentation is expressly excluded.

This presentation contains certain forward looking statements concerning the Company’s future business prospects and business profitability, which are subject to a number of risks and uncertainties and the actual results could materially differ from those in such forward looking statements. The risks and uncertainties relating to these statements include, but are not limited to, risks and uncertainties regarding fluctuations in earnings, our ability to manage growth, competition (both domestic and international), economic growth in India and abroad, ability to attract and retain highly skilled professionals, time and cost over runs on contracts, our ability to manage our international operations, government policies and actions regulations, interest and other fiscal costs generally prevailing in the economy. The Company does not undertake to make any announcement in case any of these forward looking statements become materially incorrect in future or update any forward looking statements made from time to time by or on behalf of the Company.

While striding through the pandemic we moved ahead with the belief “*Never let a good crisis go to waste*”. We did introspect and reimagined all possible aspects of business dynamics with complete optimism.

With economic activity on the unveil, there is confidence and a certain spurt in the market place, which has boosted our confidence and the same is reflected in the overall performance of the quarter.

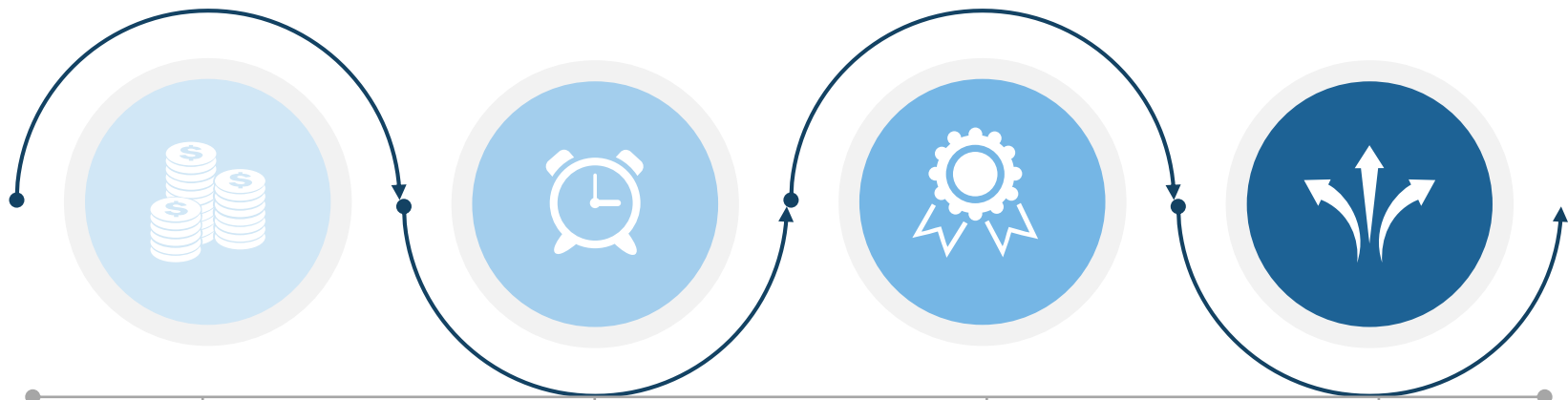
Capacity utilization was ramped up during the quarter and the same has reached full scale with the only exception being sanitaryware, which was constrained due to availability of labour.

We reported volume growth of 3% during the quarter as compared to corresponding quarter of last year. Operating margin (EBIDTA) increased to 11.7% during the quarter and at the same time, our consistent focus on optimizing our working capital has resulted in accretion of sizeable amount of free cash flow.

As always, we maintain our optimism in view of a number of initiatives as well as strengthening economic environment all across and look forward a better performance ahead.

Wish you very Happy and Prosperous Diwali !!!

Performance Snapshot



Capacity

- Tiles capacity of ~63 msm p.a. (including dedicated outsource tie ups)
- Sanitaryware capacity of 1.15 mn pcs p.a. (excluding outsource tie ups)
- Bath fittings capacity at 0.65 mn pcs p.a. (excluding outsource tie ups)

Production

- Tiles Production of 10.56 msm in Q2 from Own plant (4.79 msm) and JVs (5.77 msm)
- Capacity Utilisation in Q2 at: 80% in tiles; 21% in sanitaryware; 60% in faucets

Sales Mix

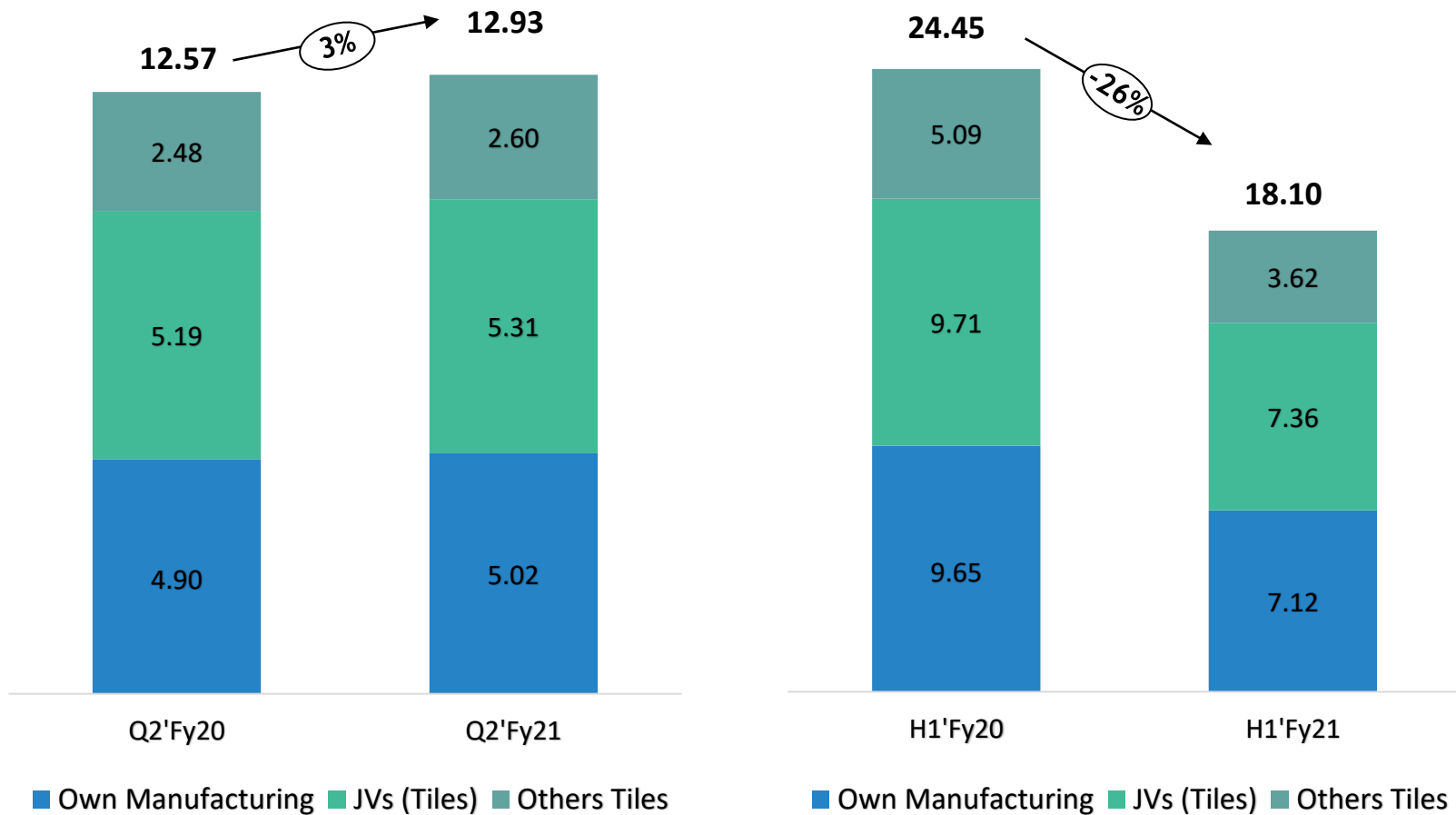
- Own manufacturing (35%), JVs (37%) & Others (28%)

Financial Snapshot (Standalone)

- Sales stood at ₹ 419 cr. in Q2
- PBT grew by 100% from 14 cr. to 27 cr. in Q2
- PAT grew by 320% from 5 cr. to 20 cr. in Q2

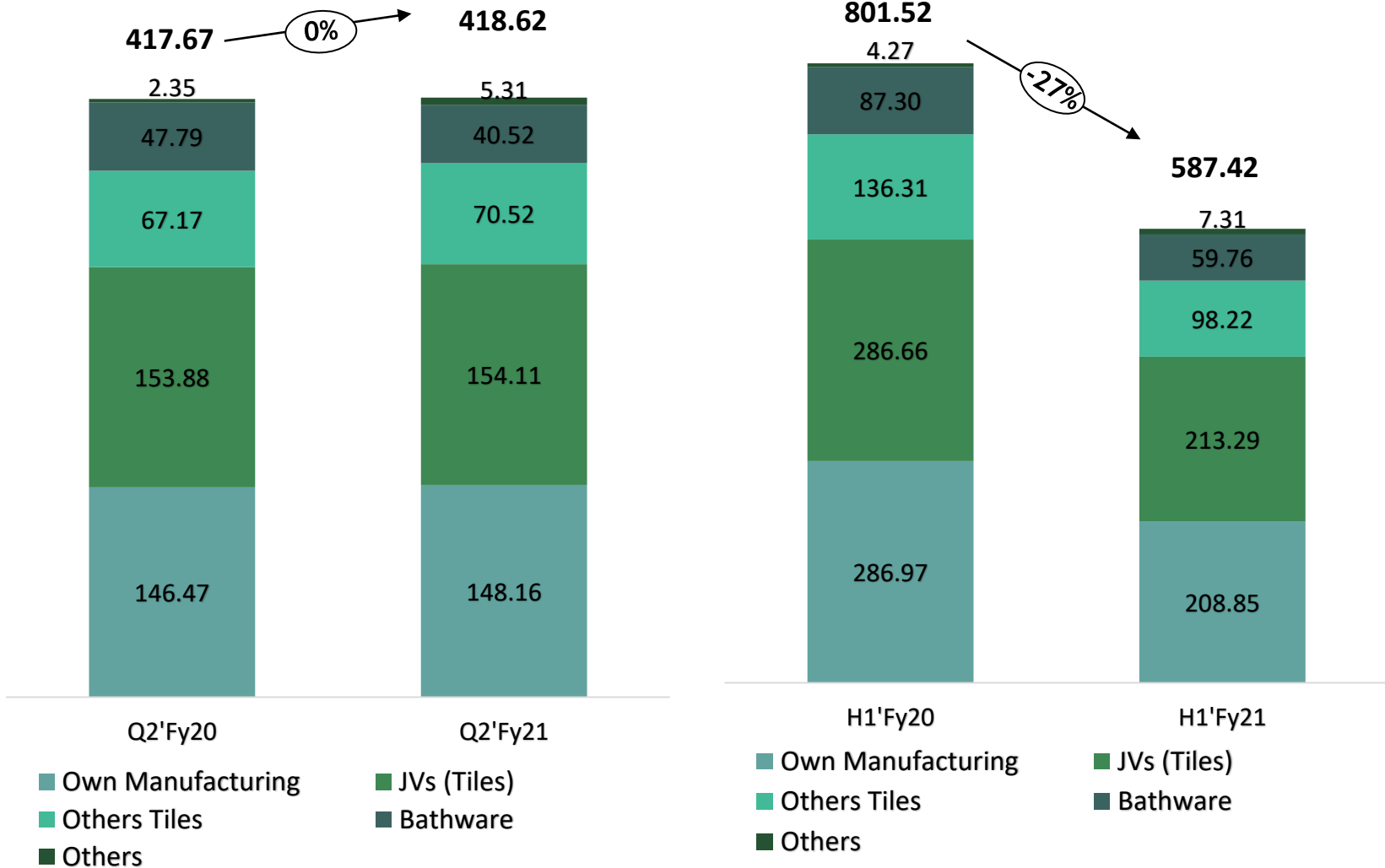
Sales Volume (Tiles)

Tiles Volume (msm)



Sales Value

₹ in crores



Profit & Loss (Standalone)

Particulars	Q2'Fy21	Q2'Fy20	Growth	H1'Fy21	H1'Fy20	Growth
Sales	419	418	0.2%	587	802	-26.7%
EBIDTA	37	28	33.2%	27	51	-46.6%
<i>EBIDTA margin</i>	8.9%	6.7%	-	4.6%	6.4%	-
Profit Before Tax	27	14	100.1%	4	27	-84.9%
<i>PBT margin</i>	6.5%	3.2%	-	0.7%	3.4%	-
Exceptional Item	0	26	-	0	26	-
PBT after Exceptional Item	27	-13	313.7%	4	1	327.1%
Tax expenses	7	-17	139.6%	1	-13	108.6%
Profit after tax	20	5	319.6%	3	14	-77.7%
EPS (Rs.)	4.75	1.13	320.4%	0.71	3.19	-77.7%

Figures in ₹ crores

Profit & Loss (Consolidated)

Particulars	Q2'Fy21	Q2'Fy20	Growth	H1'Fy21	H1'Fy20	Growth
Sales	423	419	0.8%	592	812	-27.1%
EBIDTA	49	45	10.4%	38	77	-51.0%
<i>EBIDTA margin</i>	11.7%	10.7%	-	6.4%	9.5%	-
Profit Before Tax	29	18	54.8%	-7	30	-123.9%
<i>PBT margin</i>	6.8%	4.4%	-	-1.2%	3.7%	-
Exceptional Item	0	26	-	0	26	-
PBT after Exceptional Item	29	-8	472.3%	-7	4	-294.3%
Tax expenses	7	-17	144.4%	-2	-12	83.3%
Profit after tax	21	9	140.8%	-5	16	-131.8%
PAT - Controlling Interest	20	6	217.3%	-1	14	-110.7%
EPS (Rs.)	4.83	1.52	217.8%	-0.35	3.28	-110.7%

Figures in ₹ crores

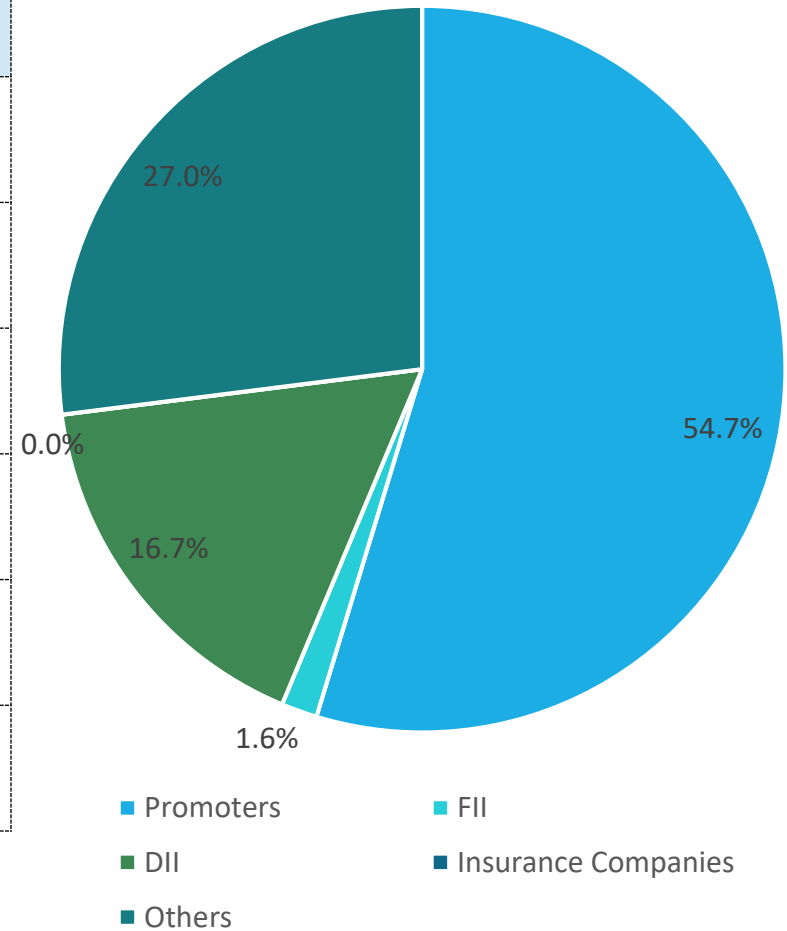
Balance Sheet

Particulars	Standalone		Consolidated	
	H1'Fy21	FY 20	H1'Fy21	FY 20
Net Worth	587	584	605	606
Non-Controlling Interest	-	-	91	94
Total Debt	172	281	382	498
Debtors	222	273	229	280
Inventories	127	192	232	328
Trade Payable	158	135	183	173
Net Current Assets	300	393	386	494

Figures in ₹ crores

Shareholding as on 30th Sep'20

Particulars	30 th Sep'20	30 th Jun'20
Promoters	54.7%	51.5%
FII	1.6%	1.8%
DII	16.7%	15.3%
Insurance Companies	-	1.3%
Others	27.0%	30.1%
Equity Shares	42,379,426	42,379,426



For further information, please contact:

Mr. Kumar Sunit - AGM (Finance)
kumar.sunit@somanyceramics.com

www.somanyceramics.com



CIN - L40200WB1968PLC224116
