

**INVESTOR
PRESENTATION
Q1-FY 2024**

BIRD'S-EYE VIEW: MANOMAY

Denim Plant located in Rajasthan having production capacity of 48 million meters per annum

We have an integrated manufacturing facility

Incorporated in 2009 and converted to public company in 2017

Revenue from Operations
Q1 FY24: ₹14,040.49 lakhs
Q1 FY23: ₹17,708.41 lakhs

ISO 9001:2015 and ISO 14001:2015 certified company

Sustainable Business Model and Experienced Team

Ventured into 14+ international markets

ZLD (Zero Liquid Discharge) & ETP (Effluent Treatment Plant)



OUR JOURNEY

1978

Established as Dhanlaxmi Group, specializing in a wide range of Tex fabrics

1994

The foundation of Dhanlaxmi Weaving, specializing in wide range of Cotton Dhoties

2003

Renamed Mahalaxmi Synthetics to Citifab Suitings



1989

Graduated from Dhanlaxmi group to Dhanlaxmi Synthetics, by installing Auto Looms at Ichalkaranji MH



2006

Embarked on a new journey with a new plant of weaving established in Village Tradallchalkaranji. A Production Capacity of 45,00,000 m / annum

2009

Laid the foundation of Manomay Tex India Pvt Ltd



2000

Started the marketing of suiting fabrics in Bhilwara with the name of Mahalaxmi Synthetics



2012

Made a remarkable entry in the world of denims with a new and grand plant at Gangrar Dist- Chittorgarh with wide range of Denim Texs

OUR JOURNEY



2013

Already began commercial production of Denim Fabrics

2017

Converted company from Private Limited to Public Limited in JAN 2017.

2019

Raised capital through Preferential issue of ₹ 7Crore.

2022

The company applied for registration of 1.1 MW Solar PV power project at plant Aaraji No.5,6,7 gram- Jojro Ka khera Tehsil-gangrar, Dist.- Chittorgarh (Rajasthan) for captive use under Rajasthan Solar Energy Policy, 2019 and such registration were approved by Rajasthan renewable Energy Corporation Limited on 06.07.2022.



2017

Got listed its equity shares on BSE SME Platform in March

2021

During the year Company installed TSUDAKOMA BRAND NEW AUTOMATIC SHUTTLELESS ZAX001NEO AIR JET LOOMS-36 Sets, at Plant site situated at Aaraji No.5,6,7 Gram-Jojro Ka Khera Tehsil-Gangrar, Dist:- Chittorgarh (Rajasthan). Company has also removed 36 old looms

2023

In the year 2022-23 Company has migrated from BSE Limited SME to BSE Limited mainboard and direct listing in NSE Limited mainboard. And also raised capital through Preferential issue of ₹35 Crore. And ongoing Process of installation of Spinning Plant.

2015

Expansion of our production capacity established a New Line of Denim Machineries

2017

Expansion of Denim Plant: Installed new and advanced air jet looms and Indigo Dyeing Machineries

MANUFACTURING PROCESS



Manomay Industry




Raw Material Yarn



Warping



Sizing



Dispatch



Roll/Packaging



Folding/Checking



Finishing



Loom

VISION & MISSION



VISION

We Believe:- 'Together Everyone achieves more'
We are here to invest in our relations with people & for people



MISSION

We are here not only for business but for making long term relations.
A satisfied buyer and his appreciation for goods is inspiration for better working in future.
In this competitive era we serve satisfaction.



VALUES

No legacy is so rich as honesty'
Upper quoted one line is enough to describe our values. On the road of respect, honesty & integrity are always awarded & we are committed with our customers for all these.

PRODUCTS

The most common denim is indigo denim, in which the warp thread is dyed cotton, while the weft thread is left white & sometimes black.

Our Segments:-



3/1 Twill

The most common weave for denim fabric. 3/1 is just three warp threads for every weft thread and create a subtle diagonal ribbing pattern.



Satin

A type of fabrics weave that produces a characteristically glossy, Smooth or lustrous denim.



Dobby

Denim that's produced on loom, characterized by small geometric pattern and extra texture.



Knitt Dobby

A diagonal ribbing pattern denim with heavyweight.



2/1 Twill

Very similar to 3/1 Basic Weave, 2/1 is just two warp threads for every weft thread, mainly used for light weight denim.



MANUFACTURING CAPACITY

Denim Plant located at Aaraji No.5,6,7 Gram-Jojro Ka Khera Tehsil-Gangrar, Dist.:-Chittorgarh (Rajasthan), India has production capacity of 48 million meters per annum spread across land area of 20,300 sq. meter and 11,800 sq. meter.



PROCESS DETAILS

MANOMAY
A MOMENT OF STYLE

1. WARPING

- Warping is the process of combining yarns from different cones to form sheet.
- We have 6 Warping machines



3. HIGH AIR JET LOOMS

- These are the main weaving machines.
- Installation of latest high air jet looms with wider width and dobby, TSUDOKAMA- 115 LOOMS.
- We carry out job work on approximately 200 LOOMS.

2. SIZING/DYEING

- These machines can produce large volumes of denim in similar colours or small lots in differentiated colours.
- Installation of four indigo dyeing range with sizing plant and advanced technology from JUPITER with a monthly capacity of 4 million metres.



4. SINGEING MACHINE

- This machine produces an even surface by burning off projecting fibres, yarn ends, and fuzz.
- We have one Singeing machines
- Coating head- for all possible types of coating.
- Printing head- for all types of colour printing.



5. FINISHING RANGE

- Finishing processes comprises of washing, bleaching, dyeing and coating on textiles following weaving.
- We have four finishing machines.

6. INSPECTION

- This helps to identify the faults in production of fabric before packing & delivery.
- We have sixteen Inspection machines
- We have lab with latest equipment's:
 1. Light box (colour matching cabinet)
 2. Stretch master
 3. Corcking meter (rubbing fastness)
 4. Tear tester (Elmendorf)
 5. Tensile tester
 6. GSM machine (round cutter)
 7. Weight machine
 8. Warp master (for yarn csp)

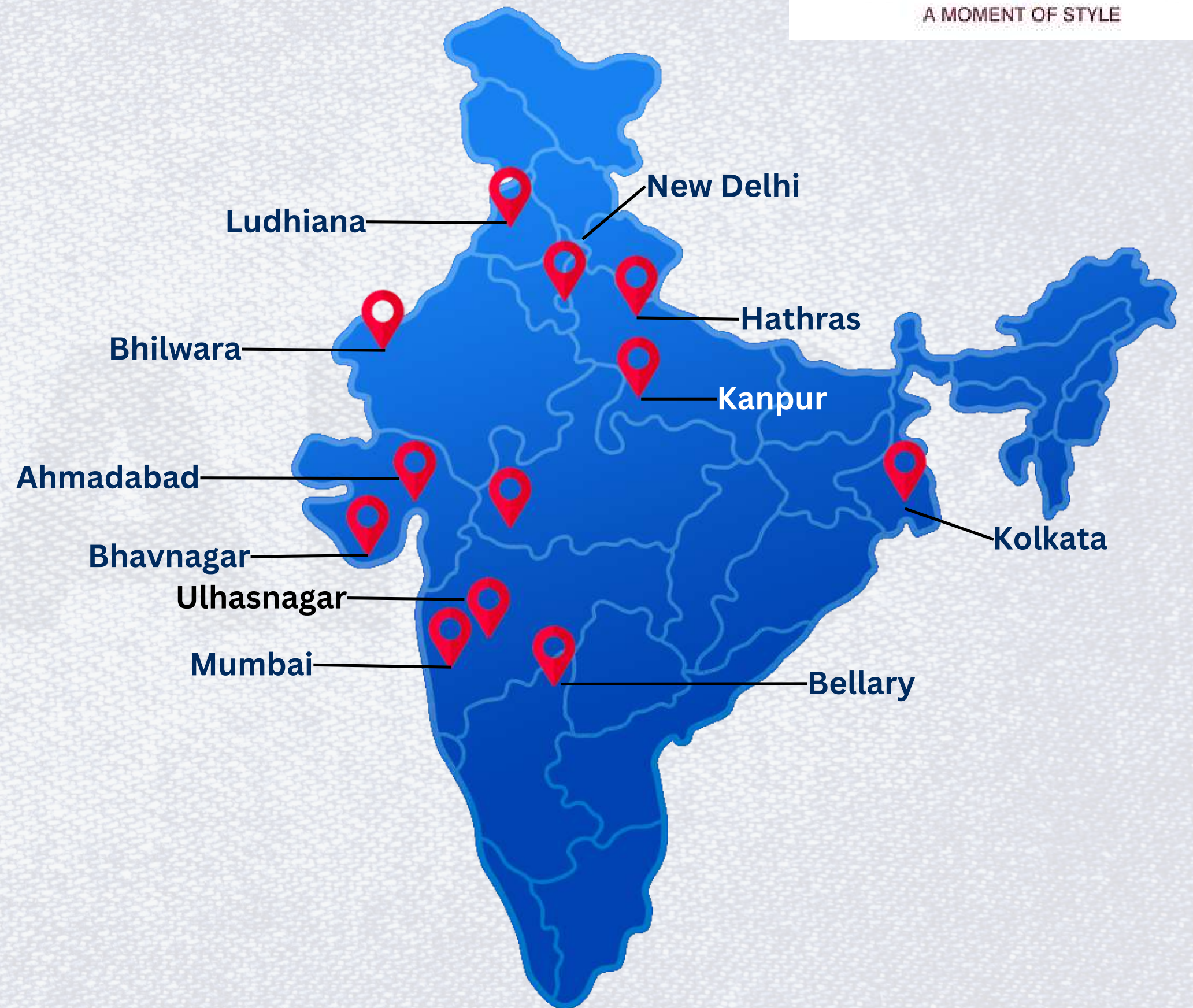


7. VALUE ADDED MACHINE

- 8 Chamber Hot Air Stenter machine with coating station & 4 colour Rotary
- Printing head having working width 2200 MM.
- Mercereizing range having working width 2200 MM.
- DESIZE RANGE having working width 2200 MM.

OUR MARKETS

Domestically, we trade throughout india, primarily in major cities like New Delhi, Mumbai, Kolkata, Ahmedabad, Ludhiana, Indore, Kanpur, Bellary, Hathras, Ulhasnagar, Bhilwara and Bhavnagar.



OUR MARKETS

We export our denim to 15+ countries worldwide, like Colombia, Mexico, Egypt, Chile, Venezuela, Paraguay, Guatemala, Peru, Ecuador, Lebanon, Bangladesh, Argentina, Bolivia, Morocco, and USA.



MARKET SIZE & GROWTH FACTORS

Indian Denim Market

According to various market studies, the Indian domestic denim market has been maintaining an average CAGR of 8 to 9 per cent for a few years and is expected to reach Rs 91,894 crores by 2028.

**1,600 million meters
per year**

India's denim fabric installed capacity

50

Denim fabric mills operating in India

850-900 million meters

Domestic Consumption of Indian
Denim Fabric

US \$190.78 million

Denim fabric exports from January to
October 2021, according to India's
Ministry of Commerce and Industry, a
Y-O-Y increase of 88.45%



Growth Drivers:

- The growing denim market, both internationally and nationally, is the main reason why leading mills are optimistically believing that denim will continue to tap growth in the years to come and if projections are an indicator, its growth will touch 10-12% on CAGR basis.
- To grab more markets, both domestic and international and to reduce their dependency on the market for yarns, mills here are increasing their denim production capacities and some of them are investing in spindles also.
- This backward integration is helping companies to have better control over raw material availability as well as timely and cost-effective production and also help the company to cater to its customers in a more efficient way.
- The versatility of denim is also a reason that's creating demand.
- The Textile Ministry of India earmarked Rs. 690 crore (US\$ 106.58 million) for setting up 21 readymade garment manufacturing units in seven states for development and modernization of Indian Textile Sector.



GROWTH OPPORTUNITIES

1. The Indian textile industry is set for strong growth, buoyed by both strong domestic consumption as well as export demand.
2. The Directorate General of Foreign Trade (DGFT) has revised rates for incentives under the Merchandise Exports from India Scheme (MEIS) for two subsectors of textiles Industry - readymade garments and made-ups - from 2% to 4%.
3. The textile and apparel industry is expected to grow as the government initiatives to bolster the sector have raised hopes of the sector growing to \$300 billion by 2025-26, a growth of 300% in the next 2 years.
4. Urbanization is expected to support higher growth due to change in fashion and trends.
5. India has transitioned from being a net importer, in terms of value, of technical textiles (imports exceeded exports by Rs. 1,058 crore) in FY20 to a net exporter of the same (exports exceeded imports by Rs. 2,998 crore) in FY21.
6. The government has approved the proposal for the creation of National Technical Textiles Mission (NTTM) for a period of four years (2020-21 to 2023-24) with an outlay of Rs. 1,480 crore.
7. The Scheme for Capacity Building in Textile Sector (SAMARTH) to address the shortage of skilled workers in the textile sector with a target of training 10 lakh persons.
8. India's textile industry is one of the largest in the world with a large unmatched raw material base and manufacturing strength across the value chain. It is the second-largest producer of man-made fibre (MMF) after China.
9. The textiles and apparel (T&A) industry contribute 2.3% to the country's GDP, 13% to industrial production and 12% to exports.
10. Union Budget 2022-23:
 - Under Union Budget 2022-23, the government has allocated around Rs. 12,382 crore (US\$ 1.62 billion) to the Ministry of Textiles.
 - Rs. 133.83 crore (US\$ 17.53 million) is allocated to Textile Cluster Development Scheme.
 - Rs. 478.83 crore (US\$ 62.73 million) is allocated for Research and Capacity Building in textiles.
 - Rs. 100 crore (US\$ 13.07 million) for National Technical Textiles Mission.

STRENGTHS

- 1) Integrated Manufacturing Facility : allowing us to carry on all the facilities in house i.e. from winding and warping of yarn to dispatch of the fabric.
- 2) Our Experienced Management: through their constant efforts, we have been able to build a sustainable business model
- 3) Locational Advantage: enables us to procure the raw materials at easy availability with cost efficiency, boost our marketing activities and add value to our revenues due to established market for textiles.
- 4) Qualitative Products: strive to have least tolerance for any manufacturing defect which has helped us in retaining our existing customers and developing new customers.
- 5) Existing relationship with the clients: we are engaged in B2B business model, our existing client being traders provides us repeated orders. We trust that our existing relationship and goodwill amongst our traders serves as a competitive advantage in gaining new clients and increasing our business with existing clients.



WEAKNESS

- 1) An increase in mid-market / value shops has a detrimental influence on higher-end retailers and increases the potential to offer lower-end brands.
- 2) Price fluctuations to keep up with changing demands and trends.
- 3) Scarcity of trained labour.
- 4) An increase in unit cost, as well as high tariff barriers and export penalties.



OPPORTUNITIES

- 1) The textile and apparel industry is expected to grow to US \$190 billion by FY26.
- 2) Urbanization is expected to support higher growth due to change in fashion and trends.
- 3) According to Union Budget 2022, there is a total allocation of ₹12,382 crore for the textile sector for next financial year, ₹133.83 crore is for Textile Cluster Development Scheme, ₹100 crore for National Technical Textiles Mission, and ₹15 crore each for PM Mega Integrated Textile Region and Apparel parks scheme and the Production Linked Incentive Scheme.
- 4) The PLI Scheme, worth INR 15 crore, is likely to provide a major boost for textile manufacturers. The scheme proposes to incentivise MMF (man-made fibre) apparel, MMF fabrics and 10 segments of technical textiles products.



THREATS

- 1) High Competition: The market is saturated with established brands.
- 2) When competitors offer cheaper prices, it is difficult to strike a balance between price and quality.
- 3) Due to pollution concerns, certain factories in China and Europe have been shut down, resulting in a spike in the price of basic raw materials.
- 4) There are also other factors influencing raw material supply, unpredictable market conditions, weather, policies, and other factors have resulted in an increase in raw material costs.

OUR TEAM



Mr. Kailashchandra Hiralal Laddha
Chairman

He has 46+ years of versatile experience in the textile industry and has thorough knowledge of products of our Company. He holds experience in operations, business process, risk management MIS, administration, vendor management, and team building. He looks after the strategic growth of the Company and is guiding force behind success of the Company.



Mr. Yogesh Laddha
Promoter and Managing Director

Yogesh Laddha, is Chartered Accountant by qualification and member of the Institute of Chartered Accountants of India. His experience and dedication has contributed immensely in the development of the Company. He is the key person in formulating and implementation of business strategy for growth & expansion and he also looks after the overall business operations. He is further entrusted with the exports responsibilities and custom documentation relating to the Company.



Mr. Maheshchandra Kailashchandra Laddha
Whole Time Director

He has 30+ years of experience behind him and is a Commerce graduate and young entrepreneur, with specialization in "finance & Marketing." He is specialized in marketing planning, portfolio management and looking after day-to-day activities of the company and is associated with the Textiles industry from last 31 years and having vast experience in handling and controlling of various activities like Administration, Marketing and production.

OUR TEAM



Mr. Kamlesh Kailashchand Laddha
Whole Time Director

He is a young entrepreneur, with specialization in production and has 26+ years of experience behind him. He is looking after day to day activities of production of the company and has vast experience in handling and controlling of various activities like Administration. He has a deep understanding of systems and processes, combining critical thinking with industry expertise to optimize production.



Mr. Dilip Balkishan Porwal
Independent Director

He has extensive experience and expertise in the financial services sector and has expertise in the fields of finance, law, management, sales, marketing, administration, research, corporate governance, technical operations or other disciplines related to the company's business. He is the Chairperson of the Nomination and Remuneration Committee, Stakeholder Relationship Committee and is a Member of the Audit Committee and Corporate Social Responsibility Committee.

OUR TEAM



Mr. Shrinivas Shivraj Bhattad
Independent Director

He is a B. Tech Mechanical Engineer and has extensive experience and expertise in the financial services sector. He has expertise in the fields of finance, law, management, sales, marketing, administration, research, corporate governance, technical operations or other disciplines related to the company's business. He is a Member of the Nomination and Remuneration Committee.



Mr. Basant Kishangopal Porwal
Independent Director

He is a Chartered Accountant and has extensive experience and expertise in the financial services sector. He has expertise in the fields of finance, law, management, sales, marketing, administration, research, corporate governance, technical operations or other disciplines related to the company's business. He is the Chairperson of the Audit Committee and is a Member of the, Nomination and Remuneration Committee.

OUR TEAM



Mr. Anil Kumar Kabra
Independent Director

He has extensive experience and expertise in the financial services sector and has expertise in the fields of finance, law, management, sales, marketing, administration, research, corporate governance, technical operations or other disciplines related to the company's business.

He is an Independent Director of our Company. He is a members of Nomination and remuneration Committee of our Company.



Mr. Rajiv Mahajan
Independent Director

He is a Certified Associate of Indian Institute of Bankers (CAIIB). He has also done his post graduation in philosophy and post-graduation in sociology. He is an Independent director of our company. He is a member of Nomination and remuneration committee of our company. He was Ex DGM in Punjab National Bank. He has 35+ year service in Oriental Bank of Commerce and 2 and half year service in Punjab National Bank. He has worked as Forex officer, Branch Manager in different areas, Circle Head of South Delhi and Jodhpur, Dy Zonal Head in Amritsar Zone. He has extensive experience and expertise in the financial services sector and has expertise in the fields of finance, law, management, sales, marketing, administration, research, corporate governance, technical operations or other disciplines related to the company's business.

OUR TEAM



Mrs. Pallavi Laddha
Whole Time Director

She is the Promoter and Whole Time Director and Chairman of Internal Complaint Committee of the Company. She holds a Masters degree in Business Administration (MBA). She is currently engaged in the Human Resource, Financial Management and Administrative activities of the Company. She is looking after day to day activities of Payment Planning to Suppliers and Active involvement in Corporate Social Responsibility Activities of Company. She has very good understanding of categories like Women's Denim Products Clothing.



Mr. RAJ KUMAR CHECHANI
Chief Financial Officer

He is a Chartered Accountant and has 11 Years of Vast Experience in the field of Accounts. He is responsible for all the compliances relating to accounting and financial matters, income tax matters and other related matters under various applicable acts and laws. He is managing the treasury desk for forex. He is usually responsible for the accounts, financial, and risk management operations of the company. In addition, he is often involved in the development of financial and operational strategy, KPIs, and the on-going development and monitoring of the financial system.



Mr. KAMESH SHRI SHRI MAL
Company Secretary

He is Company Secretary and Compliance Officer of the company. He holds a Masters degree in Commerce and Law Graduate, he is a member of the Institute of Company Secretaries of India. He has been with the organisation for more than 4+ years. He possesses vast experience in the field of investor relations apart from secretarial matters.

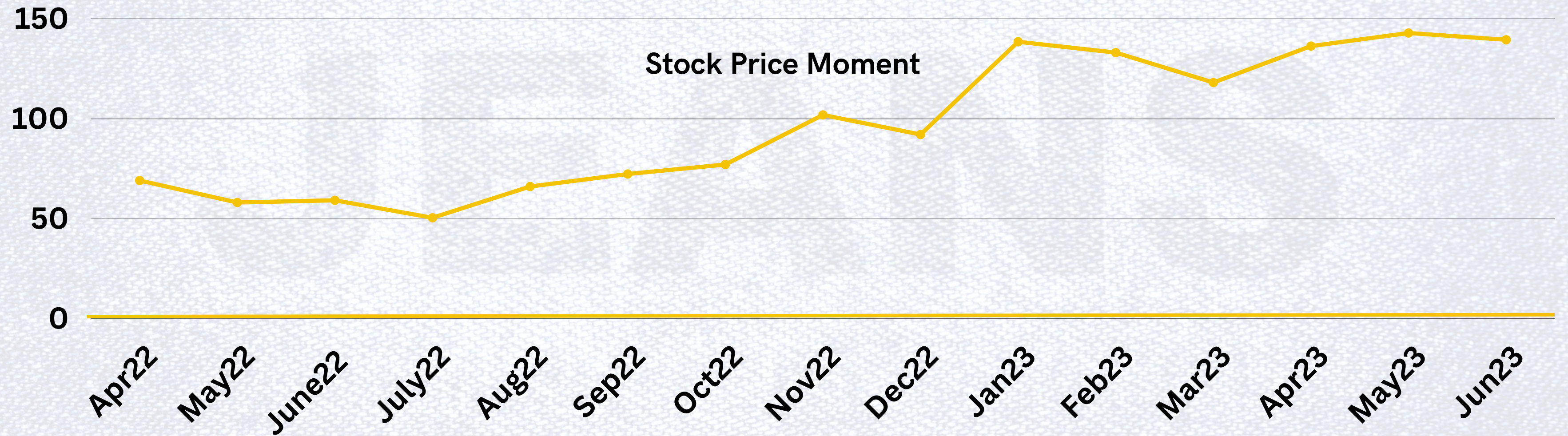
Snapshot Q1 2024



Total Income
INR 14,059.31 Lakhs

EBITDA Margin (%)
5.78%

PBT Margin (%)
1.62%



Key Market Statistics (30th June 2023)

Market Capital. 236.80Cr.

52 Week High/Low 169.30/48

Face Value Rs. 10 Per Share

Current Price 131.20

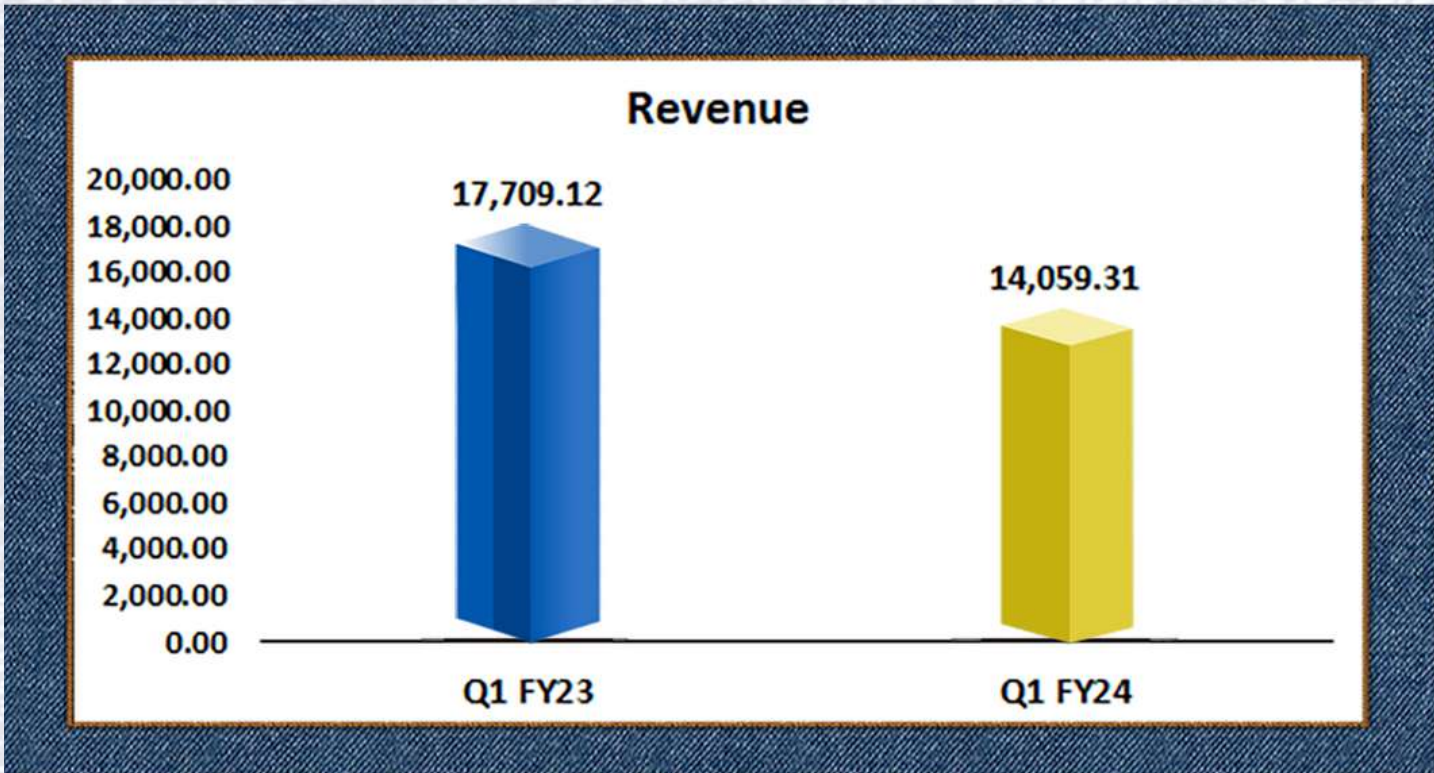
NSE Code: MANOMAY

BSE Code: 540396

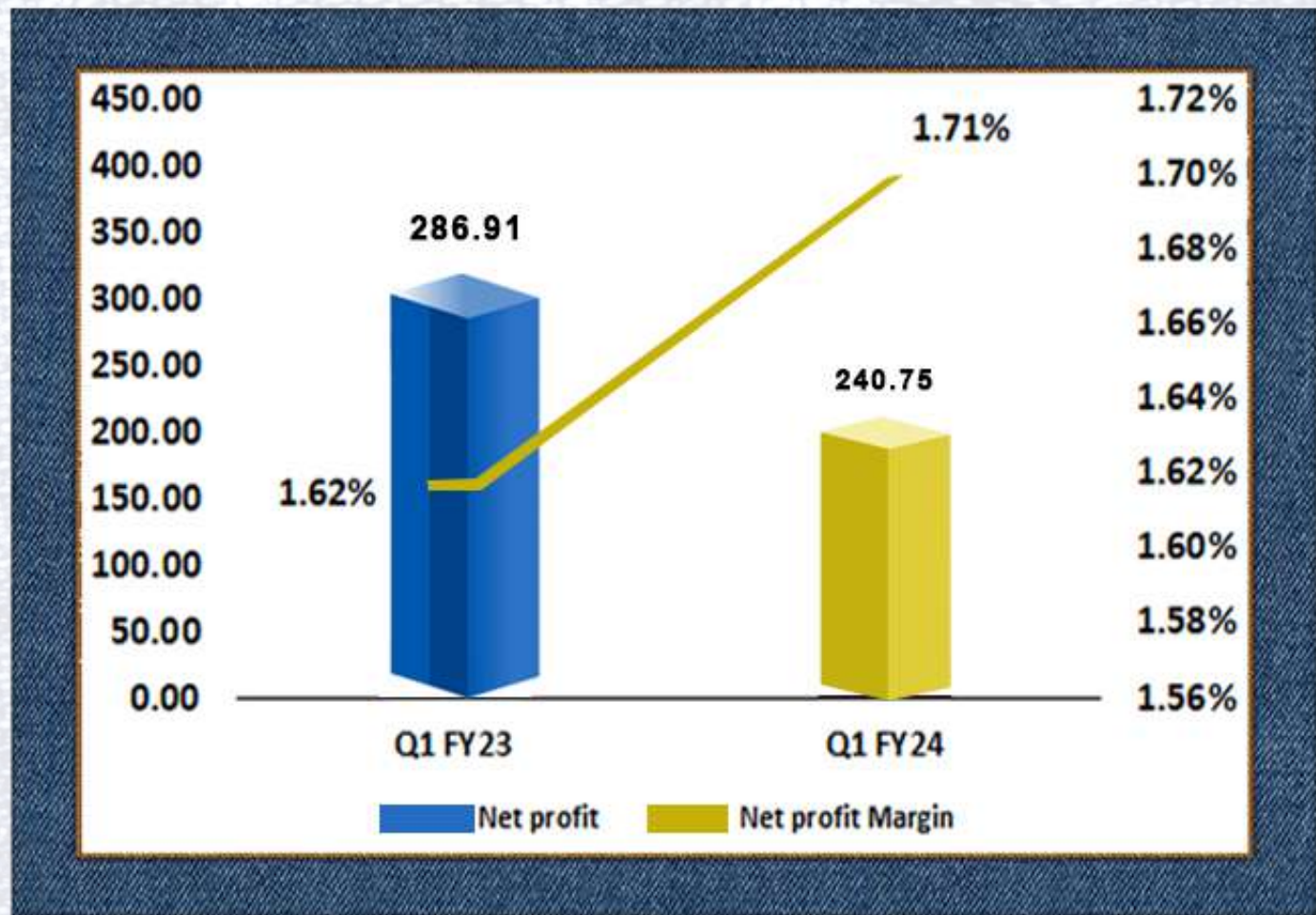
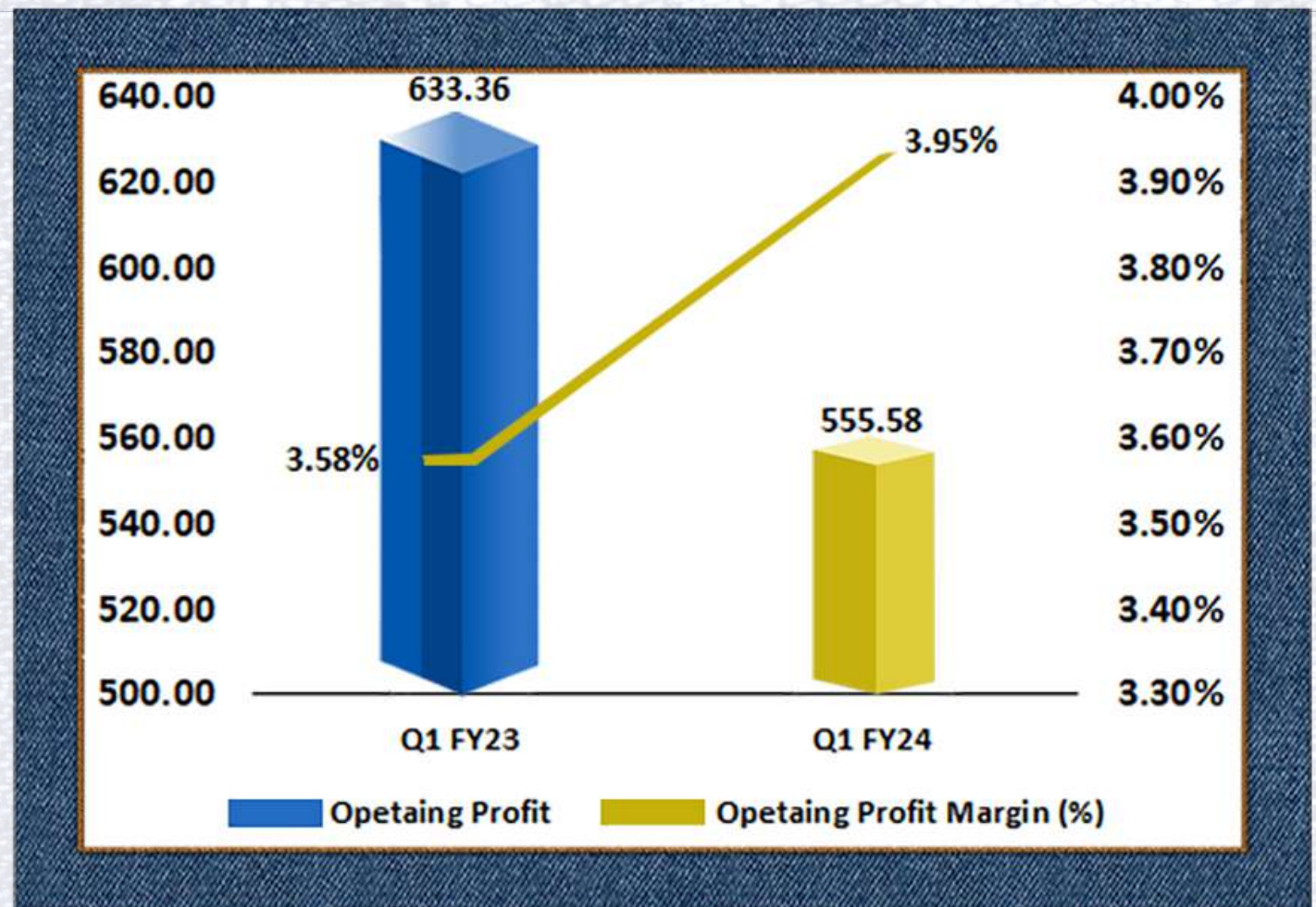
EPS Rs. 1.33

No. of shares : 1.80 Cr.

QUARTERLY KEY RATIOS

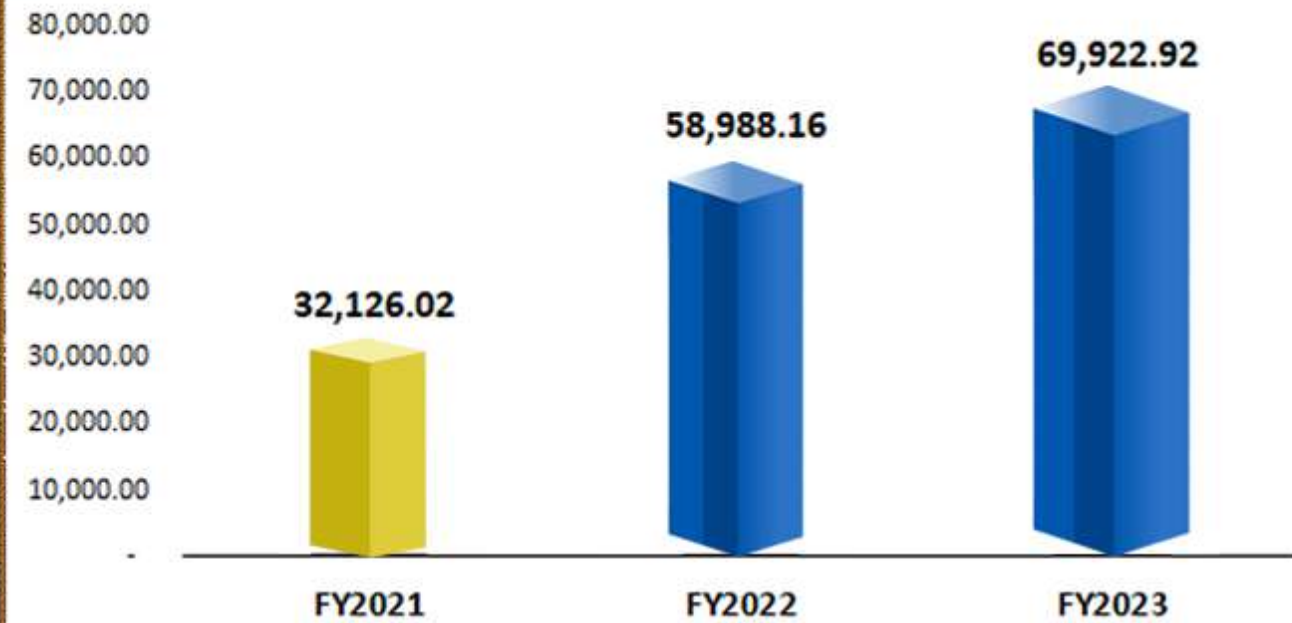


The revenue Has been declined from 17,709.12 lakhs in Q1 FY23 to 14,09.31 lakhs in Q1 2024. The Company has experienced 20.61% decline in revenue growth. The management has successfully maintained healthy growth in EBIT & Net Profit Margins.

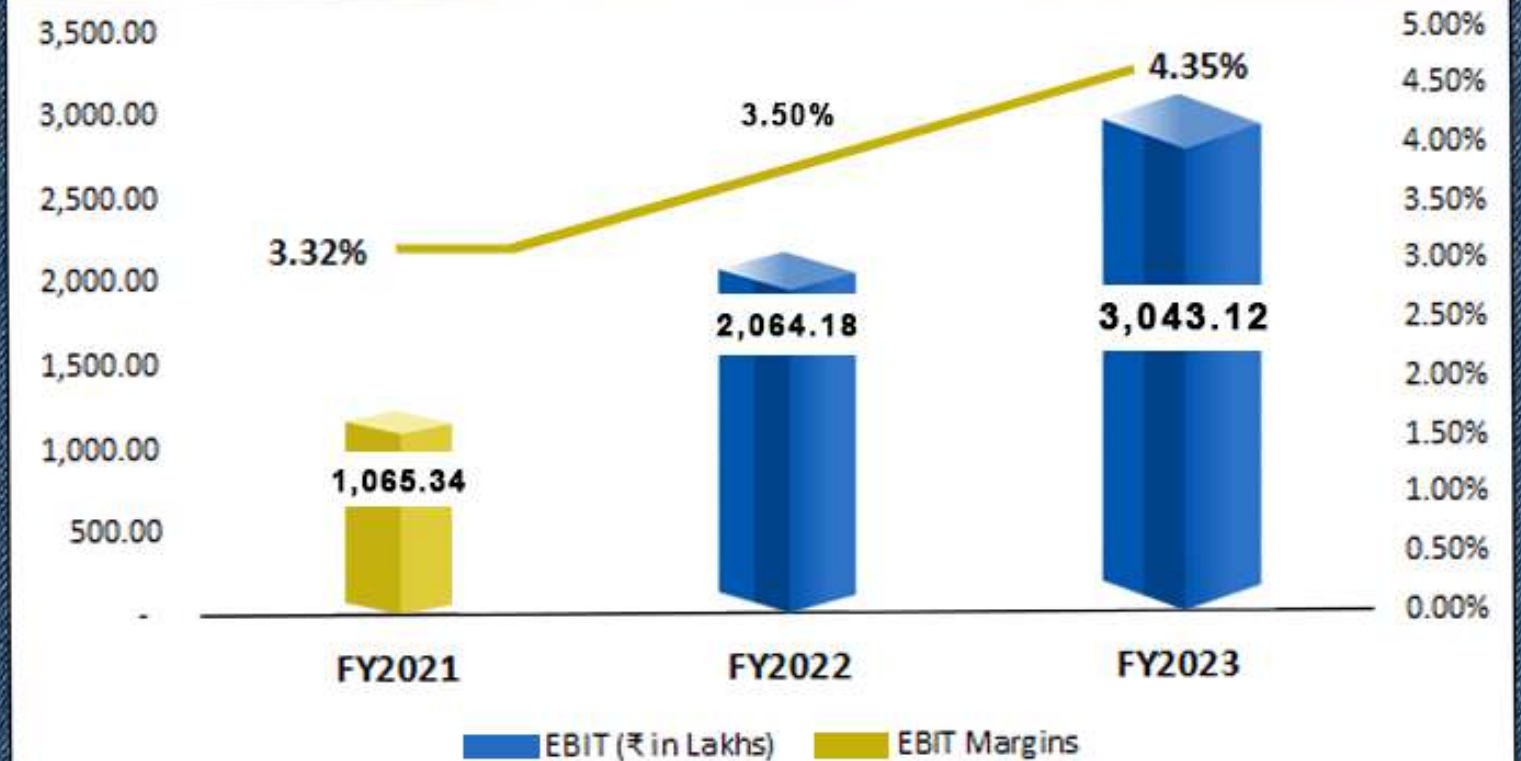
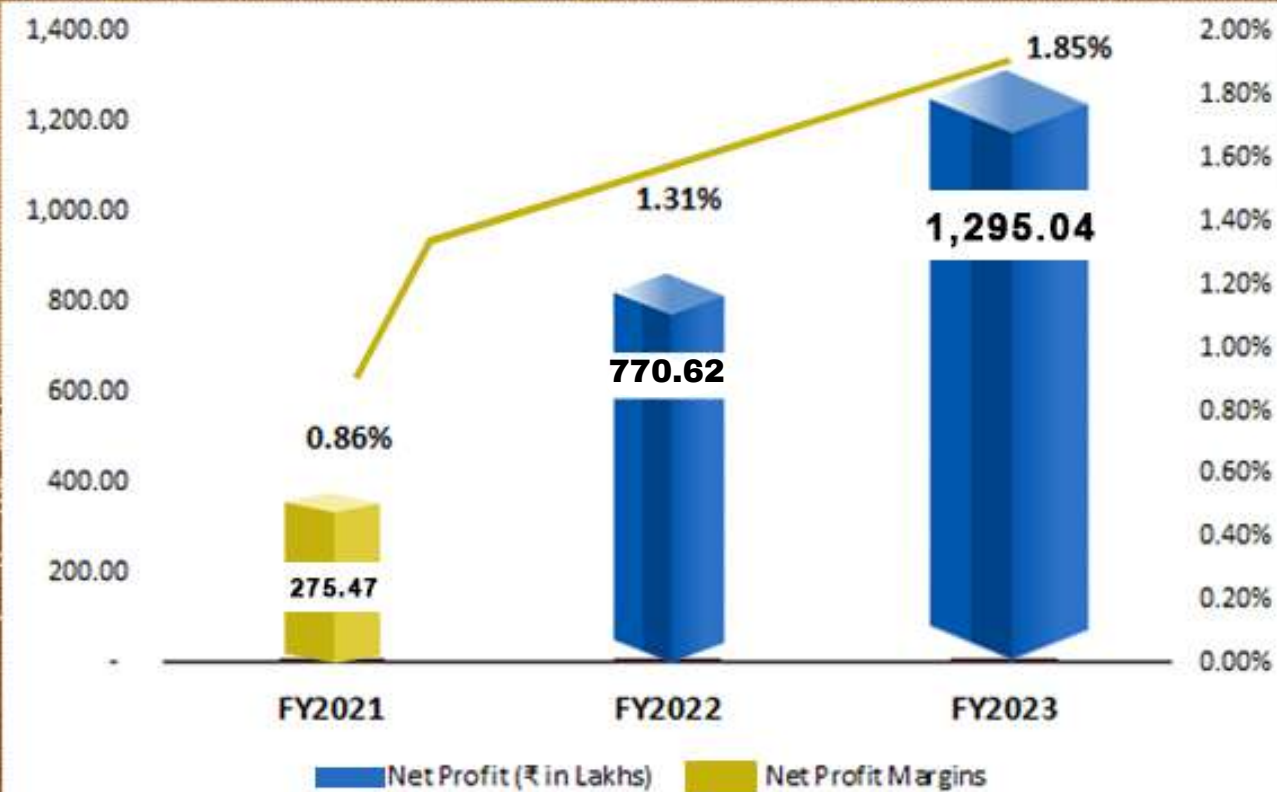


MARGIN RATIOS

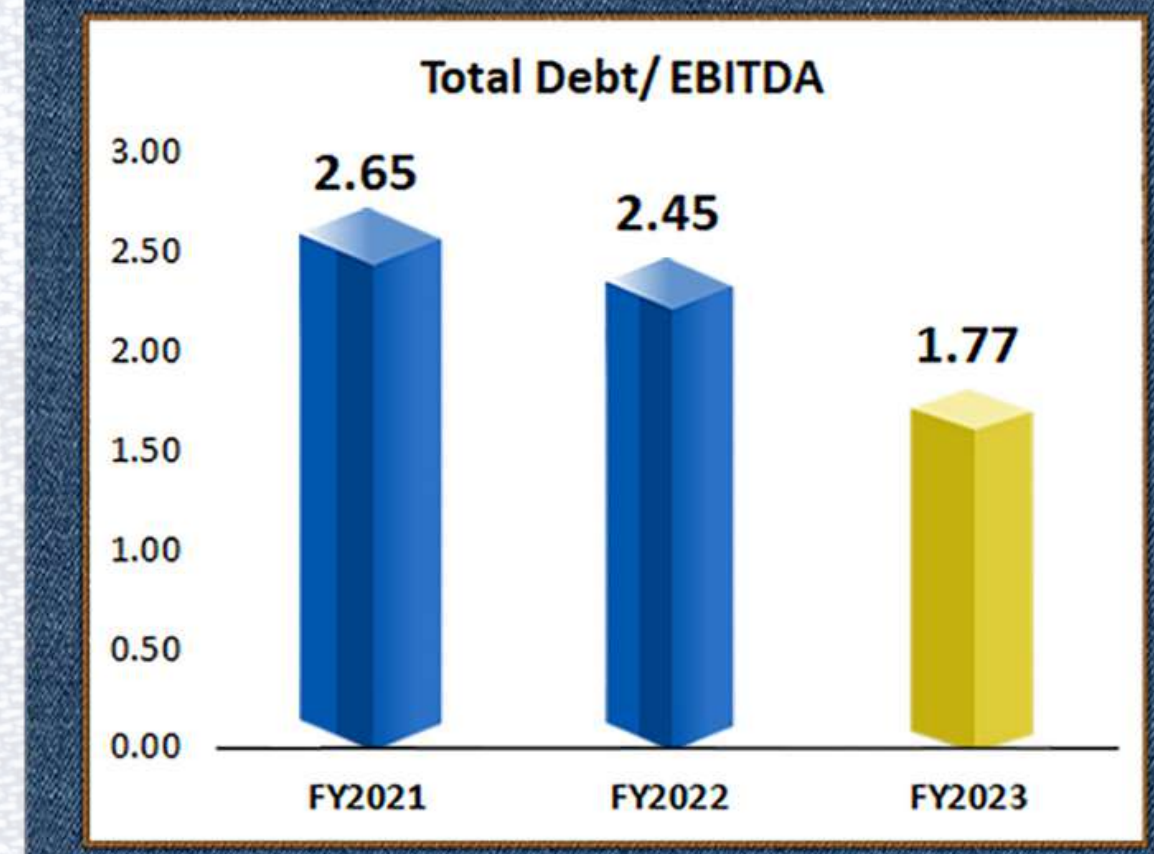
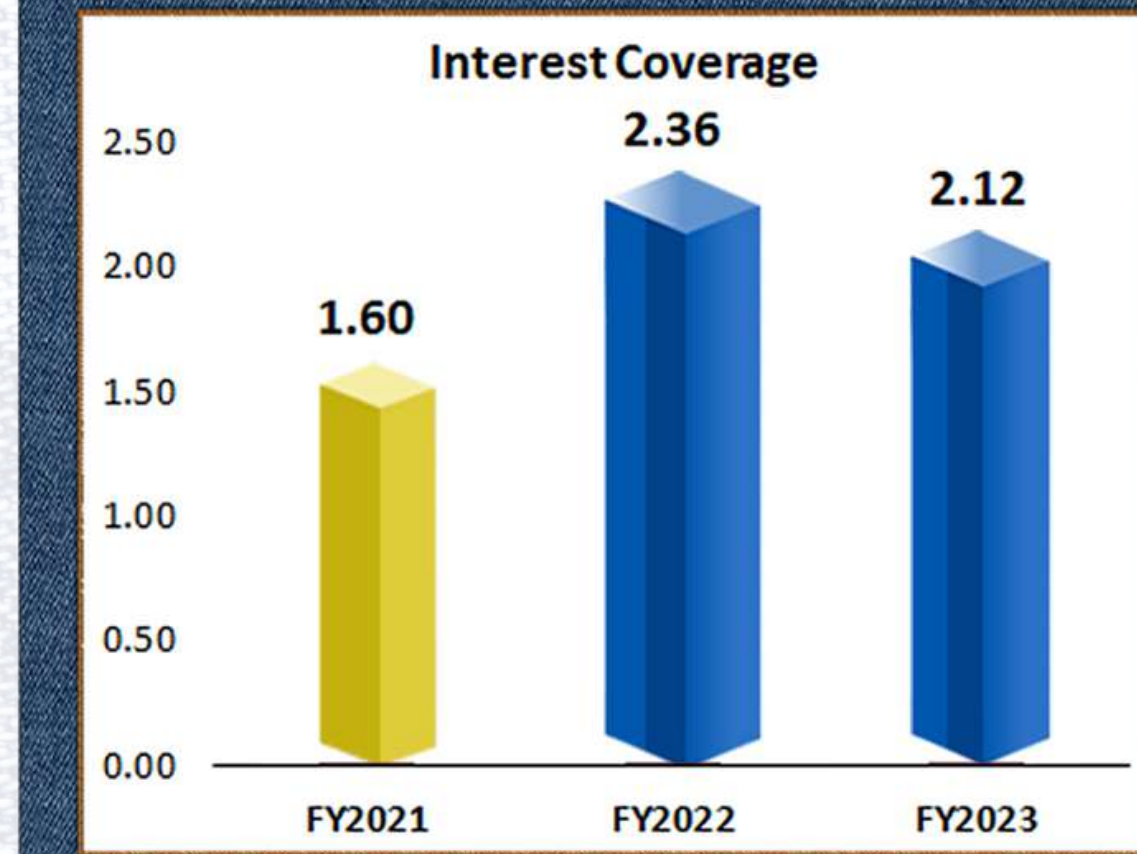
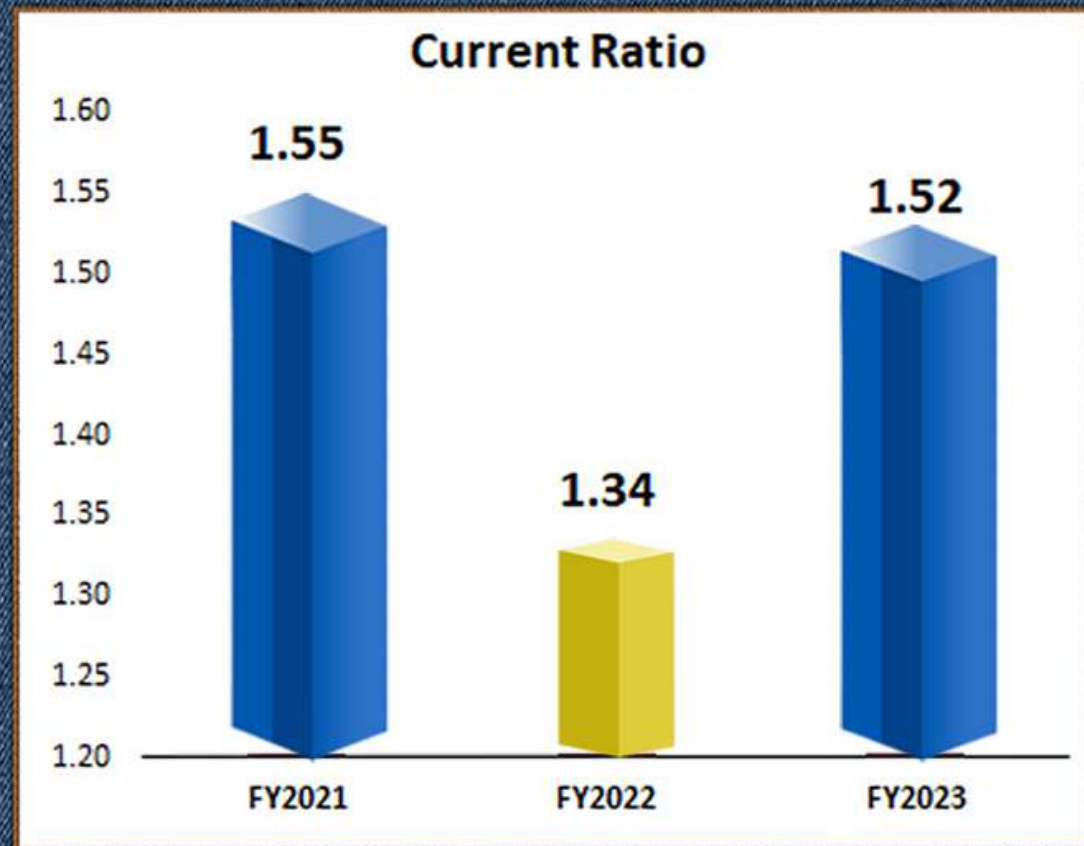
Revenue (₹ in Lakhs)



The Company has experienced robust revenue growth with 29.60% compounded annually growth over the last 3 years. The management also has successfully maintained healthy growth in EBIT & Net Profit Margins.



STRONG FINANCIAL: KEY RATIOS

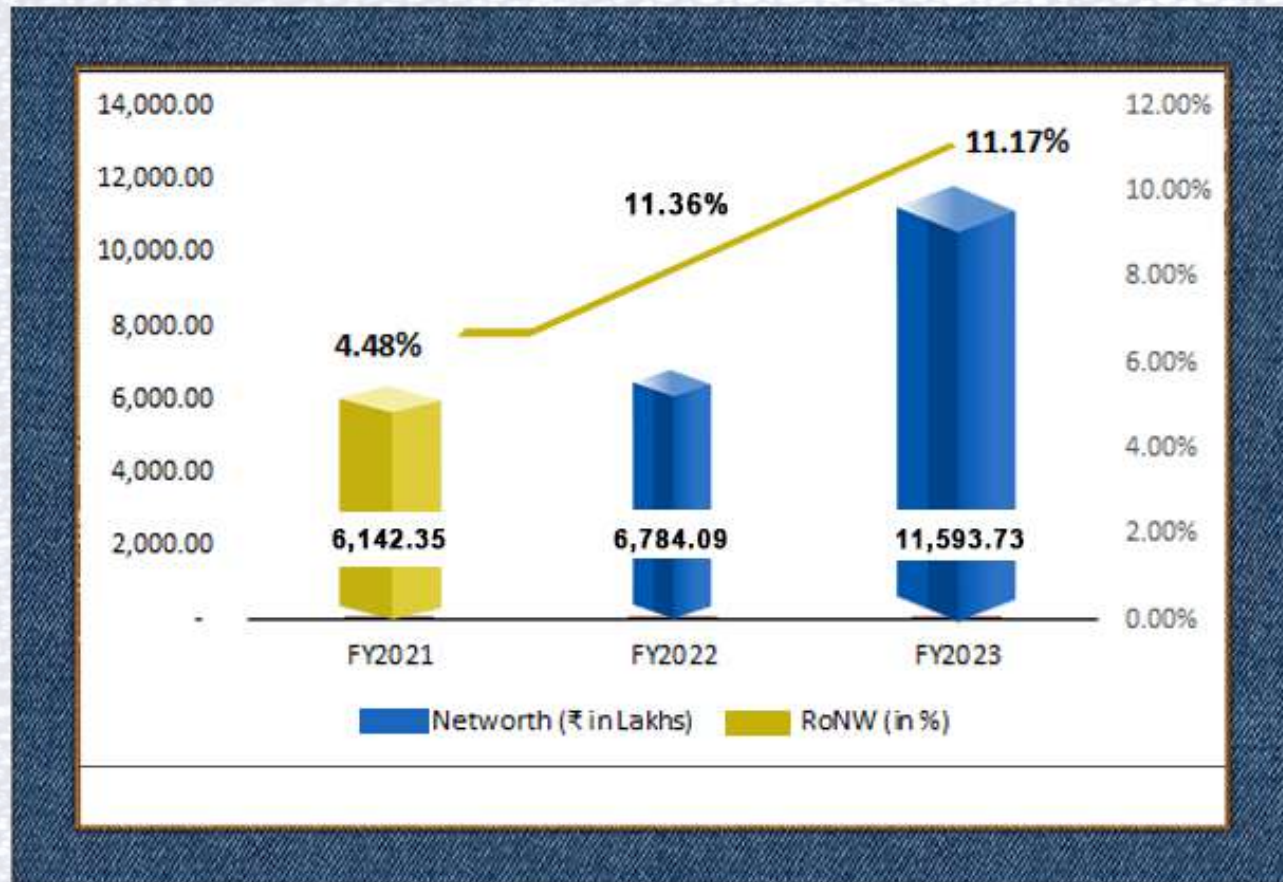


The Current ratio has been increasing over the past 3 years. Hence it signifies that the company is fully equipped to meet its short term obligations efficiently. We have not been facing cash crunch in the short term which is leading to a higher liquidity performance.

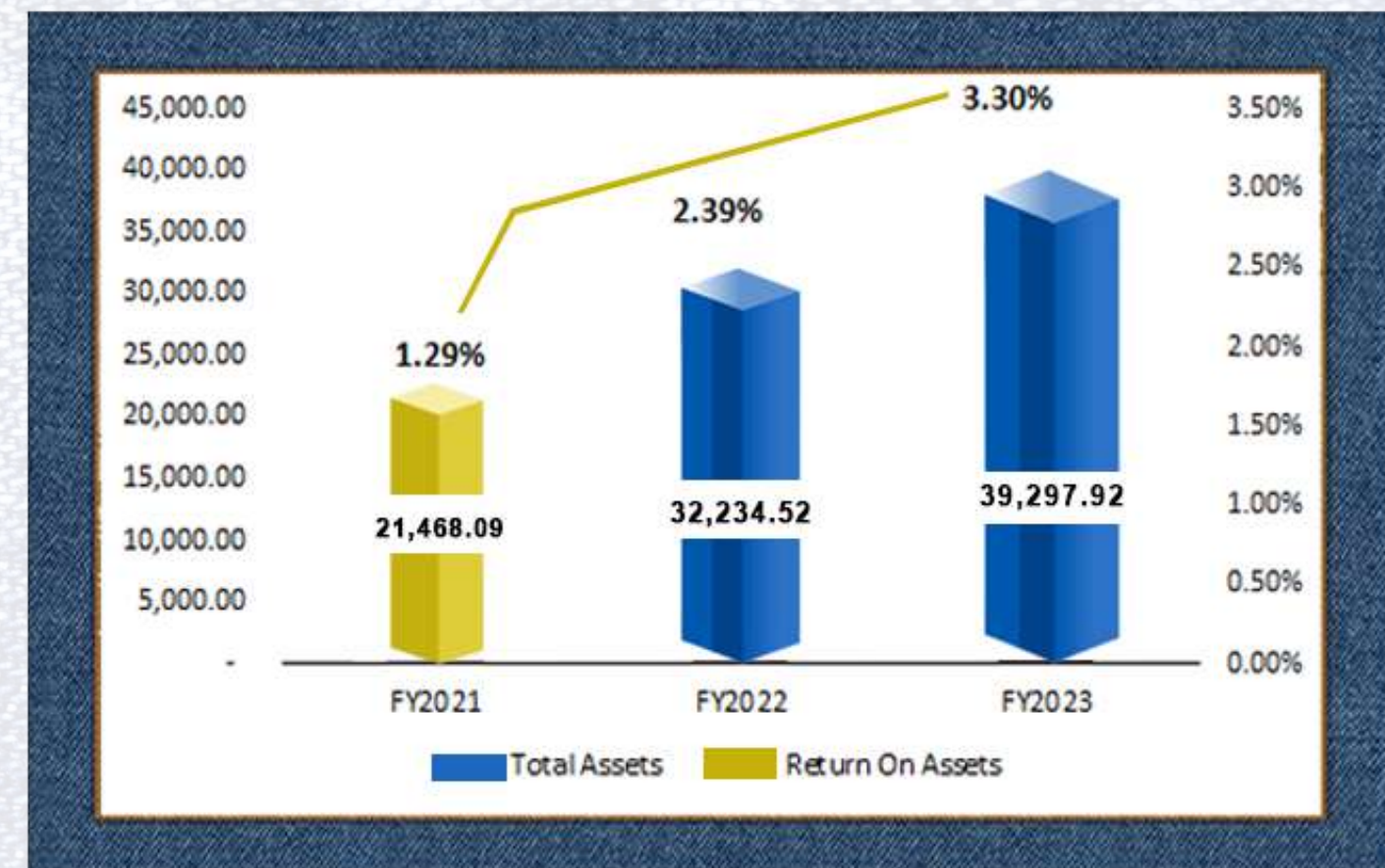
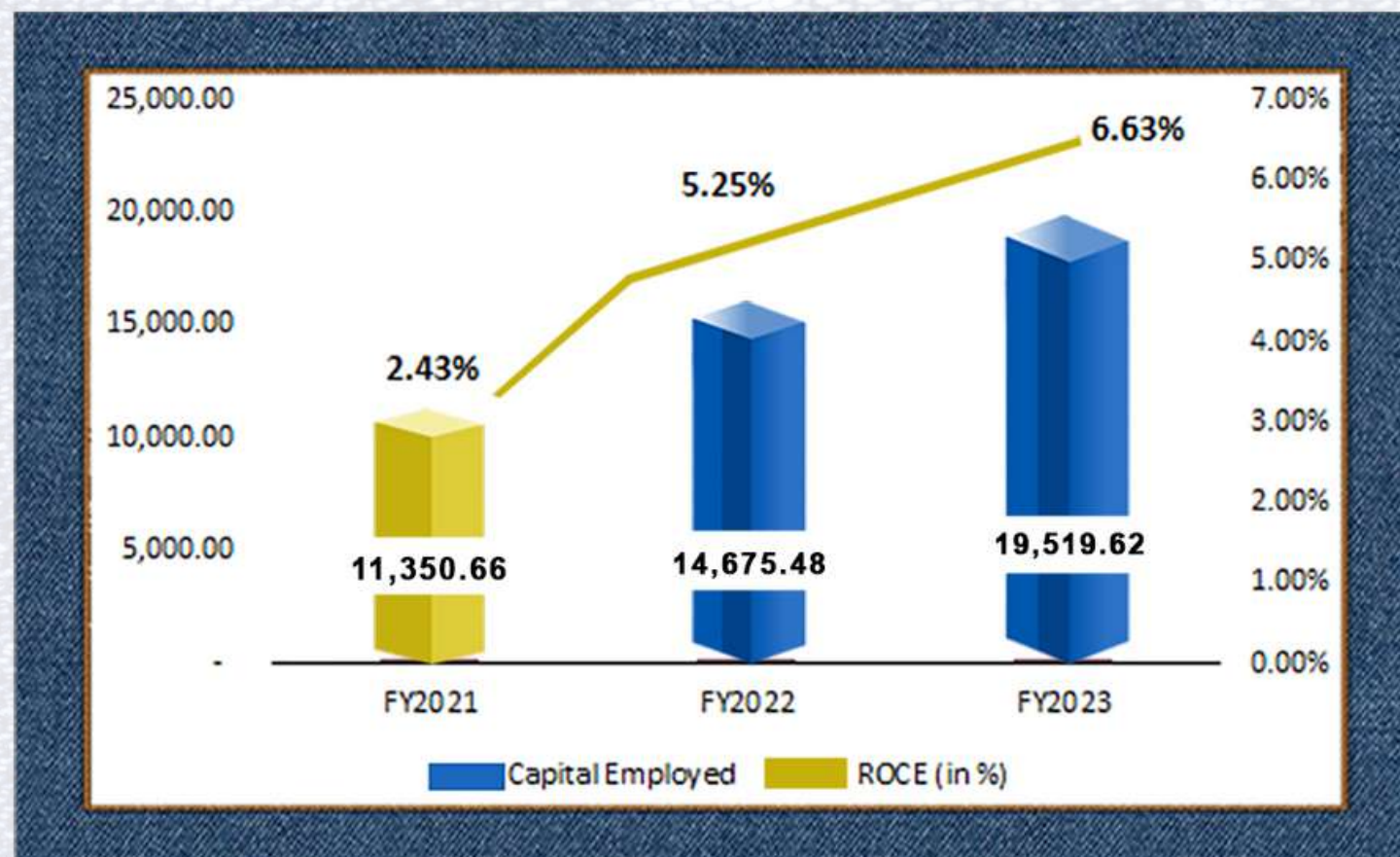
The interest coverage ratio depicts the interest paying ability of a company. Interest coverage ratio of the company has grown steadily from 1.60 times in FY21 to 2.12 times in FY23. We believe that the company is able to generate sufficient profits to honor its interest payments.

Debt/EBITDA ratio is used by to gauge a company's liquidity position and financial health. The ratio shows how much actual cash flow the company has available to cover its debt and other liabilities. Thus a stable debt/EBITDA ratio is a positive indicator that the company has sufficient funds to meet its financial obligations when they fall due.

RETURN RATIOS

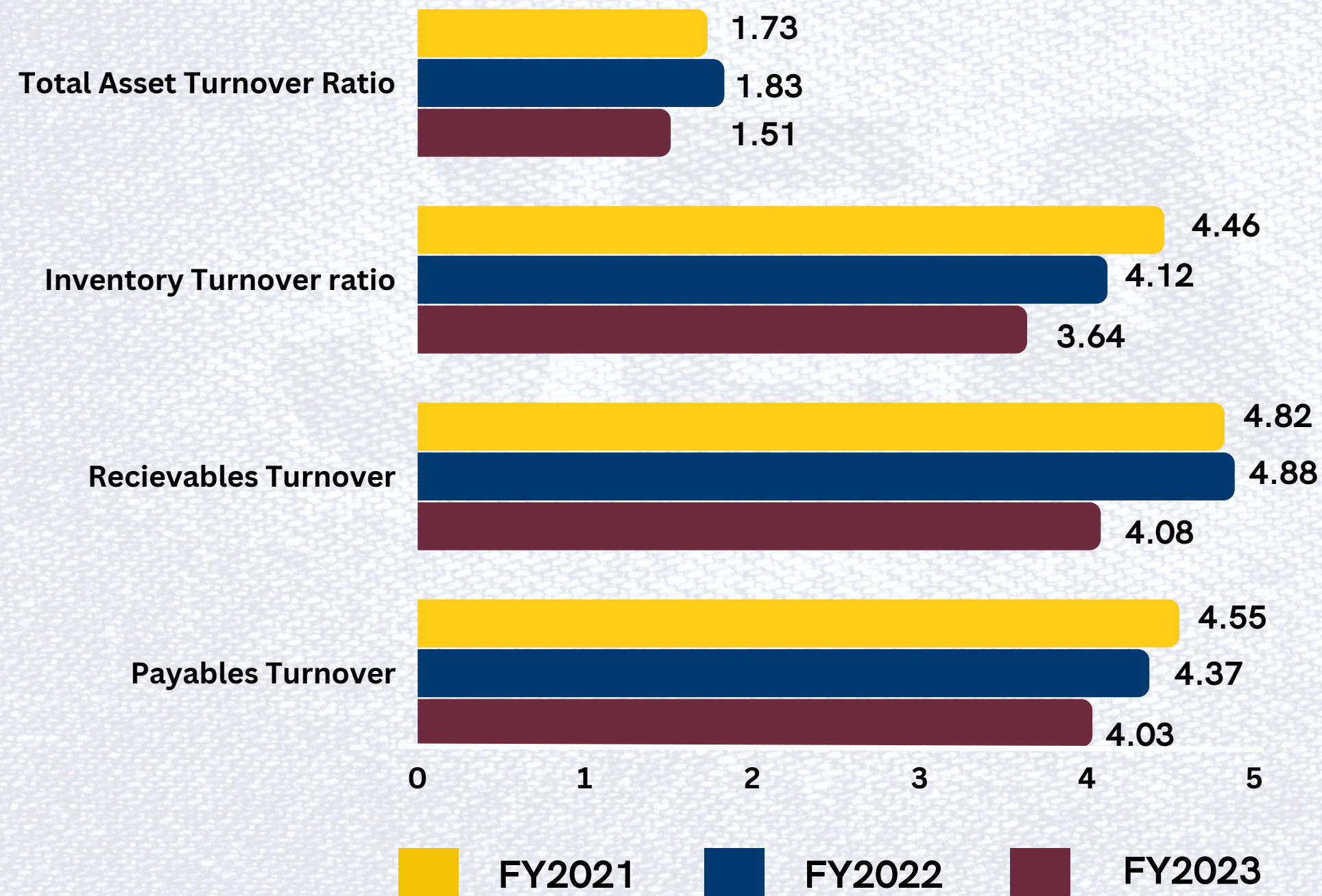


Return Ratios measures how effectively an investment is being managed by the company so that highest possible return is generated on the investment. The above three return ratios: ROE, ROCE and ROA have increased sharply indicating that the company is making efficient use of the resources available to it to generate profits.



EFFICIENCY RATIOS

Turnover Ratio



Performance is quite favourable on operational front. The company has been performing well, in terms of industry parameters. The company has been on favorable terms with debtors and thus receiving payment earlier for FY23 compared to FY21. Thus company has been able to pay its creditors earlier.

Quarterly Highlights (P&L)

Particulars	RS.IN LAKHS	
	Q1FY23	Q1FY24
1) Revenue from Operations	17,708.41	14,040.49
2) Other Income	0.71	18.82
3) TOTAL REVENUE (1+2)	17,709.12	14,059.31
4) Direct Expenditure		
(a) Cost of Materials Consumed	13,326.82	10,262.13
(b) Purchase of Trade Goods Changes in Inventories of Finished Goods, Work-in-progress and stock-in-trade	-2,440.81	-382.00
5) GROSS PROFIT(3-4)	6,823.11	4,179.18
6) GROSS PROFIT MARGIN (5/3)	39%	30%
(7) Employee Benefits Expenses	422.88	512.94
(8) Other Expenses	5,482.02	2,853.42
9) EBITDA (5-7-8)	918.21	812.82
10) EBITDA MARGIN (9/3)	5.18%	5.78%
11) Depreciation & Amortization Expenses	284.85	257.24
12) EBIT (9-11)	633.36	555.58
13) EBIT MARGIN (12/3)	3.58%	3.95%
14) Finance Cost	249.57	343.85
15) Profit/(Loss) Before extraordinary items & Tax(12-14)	383.79	211.73
16) Extraordinary Items (Income)	-	-
17) Profit/(Loss) Before Tax (15+16)	383.79	211.73
18) Tax Expenses		
1. CURRENT TAX (MAT TAX)	111.51	58.9
2. Deferred Tax Liability	-14.63	-87.92
19) Net Profit/(Loss) for the period (17/18)	286.91	240.75
20) PAT MARGIN (19/3)	1.62%	1.71%

PROFIT & LOSS STATEMENT

Particulars	RS.IN LAKHS		
	FY2021	FY2022	FY2023
1) Revenue from Operations	32,125.30	58,953.15	69,887.88
2) Other Income	0.72	35.01	35.04
3) TOTAL REVENUE (1+2)	32,126.02	58,988.16	69,922.92
4) Direct Expenditure			
(a) Cost of Materials Consumed	20,376.02	37,665.19	47,768.07
(b) Purchase of Trade Goods Changes in Inventories of Finished Goods, Work-in-progress and stock-in-trade	-413.45	-797.58	-2,116.26
5) GROSS PROFIT(3-4)	12,163.34	22,120.55	24,271.11
6) GROSS PROFIT MARGIN (5/3)	37.86%	37.50%	34.71%
(7) Employee Benefits Expenses	1,205.56	1,677.07	1,882.05
(8) Other Expenses	9,194.47	17,494.76	18,198.95
9) EBITDA (5-7-8)	1,763.31	2,948.72	4,190.11
10) EBITDA MARGIN (9/3)	5.49%	5.00%	5.99%
11) Depreciation & Amortization Expenses	697.97	884.54	1,146.99
12) EBIT (9-11)	1,065.34	2,064.18	3,043.12
13) EBIT MARGIN (12/3)	3.32%	3.50%	4.35%
14) Finance Cost	664.58	873.60	1,432.07
15) Profit/(Loss) Before extraordinary items & Tax(12-14)	400.76	1,190.58	1,611.05
16) Extraordinary Items (Income)	-	-	-
17) Profit/(Loss) Before Tax (15+16)	400.76	1,190.58	1,611.07
18) Tax Expenses			
1. CURRENT TAX (MAT TAX)	124.47	463.47	473.94
2. Deferred Tax Liability	0.82	-43.50	-157.91
19) Net Profit/(Loss) for the period (17/18)	275.47	770.61	1,295.04
20) PAT MARGIN (19/3)	0.86%	1.31%	1.85%

BALANCE SHEET

RS, IN
LAKHS

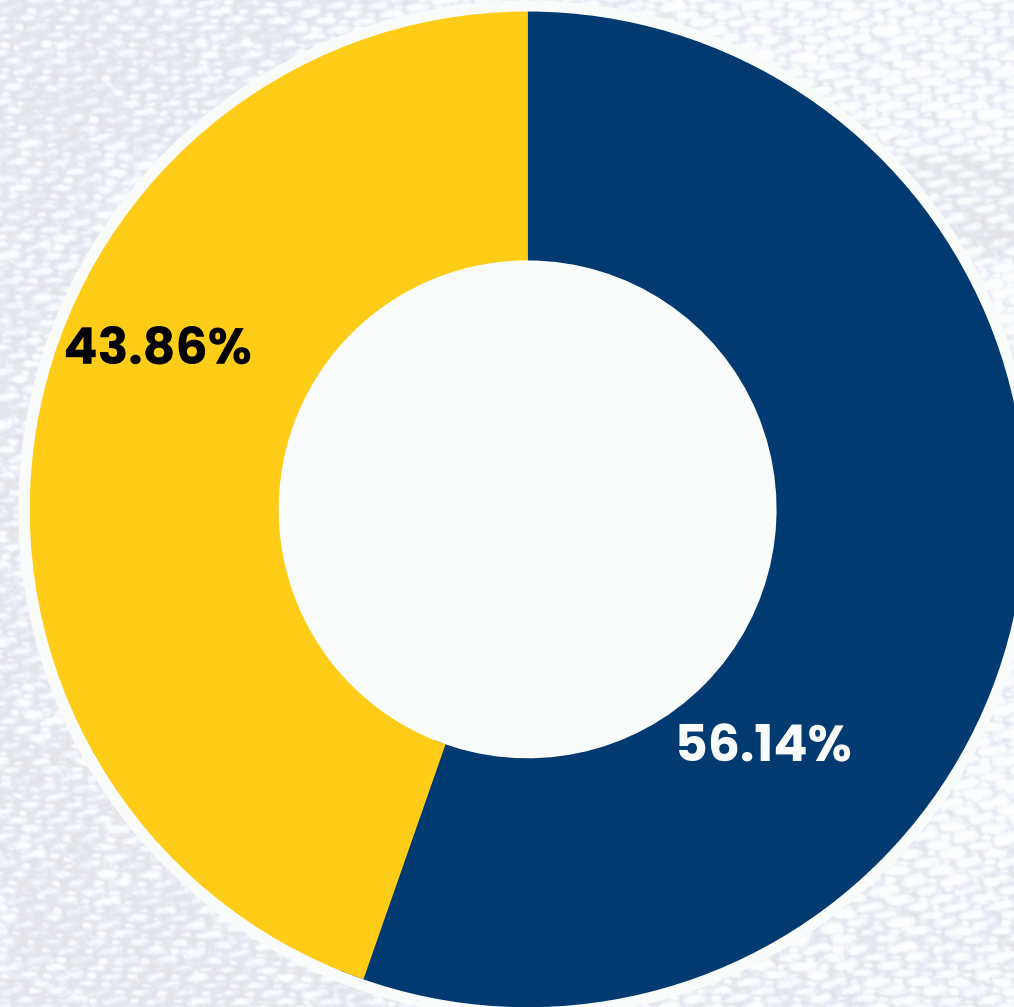
Particulars	2021	2022	2023
I. EQUITY AND LIABILITIES			
1.SHAREHOLDER'S FUNDS			
(a) Share Capital	1,468.34	1,468.34	1,804.87
(b) Reserve & Surplus	4,674.01	5,315.76	9,788.86
Equity attributable to owners of the parent	6,142.34	6,784.10	11,593.73
Total Equity (A)	6,142.34	6,784.10	11,593.73
3.Non-Current Liabilities			
(a) Long- Term Borrowings	4,672.75	7,215.98	7,434.58
(b) Deferred Tax Liability (Net)	423.02	415.71	255.46
(c) Other Long Term Liabilities		129.16	101.74
(d) Long -Term Provisions	112.55	130.15	134.10
Total Non - Current Liabilities	5,208.32	7,891.37	7925.88
4.Current Liabilities			
(a) Short- Term Borrowings	4,708.16	6,911.98	7,099.11
(b) Trade Payable-			
(A) Total outstanding dues of micro enterprises and small enterprises, and	953.81	1,566.92	526.82
(B) Total outstanding dues of creditors other than micro enterprises and small enterprises	4,095.26	7,858.93	10,324.52
(c) Other Financial Liabilities	230.08	200.70	507.40
(d) Short - Term Provisions	130.12	2.82	8.65
Deferred Income- Govt Grant	-	27.42	27.42
Current Tax liabilities	-	174.14	85.28
Other Current liabilities		816.10	1,199.10
Total Liabilities	15,325.75	25,450.42	27,704.19
Total Equity & Liabilities	21,468.09	32,234.51	39,297.92

RS, IN
LAKHS

Particulars	2021	2022	2023
II. ASSETS			
1.Non- Current assets			
(a) Plant, Property & Equipment	5,628.26	5,600.11	6,620.22
(ii) Intangible Assets	-	-	-
(iii) Capital work in Progress	-	1,853.56	1,200.50
(iv) Intangible Assets Under development	-	110.22	89.80
Long Term Loans & Advances	53.27		
(b) Non-Current Investment	-	381.87	394.22
(e) Other Non - Current Assets	73.15	786.54	914.22
(f) Financial Assets	-	24.10	27.12
2.Current Assets			
(a) Current Investments			
(b) Inventories	5,601.51	9,146.87	10,708.40
(c) Trade Receivables	7,880.35	12,097.31	14,498.14
(d) Cash and Cash Equivalents	487.08	39.99	1,416.99
(e) Short Term Loans and advances	1,541.54	224.69	987.46
(f) Other Current Assets	202.93	1,328.40	2,288.86
(g) Other Financial Assets	-	640.86	151.99
TOTAL	21,468.09	32,234.51	39,297.92

Shareholding Pattern as on 30th June, 2023

Shareholding Pattern



Promoter & Promoter Group
 Public

CAPITAL STRUCTURE

Authorized Share Capital	As at 31st March 2023		As at 31st March 2022	
Particular	Number	Amount	Number	Amount
Authorized Share (Capital) (in Lakhs)	200	2000.00	200	2000.00
Equity Shares of Rs. 10 each Issued, Subscribed And Paid Up (in Lakhs)	180.48	1804.87	146.83	1468.34

AWARDS & RECOGNITIONS

MANOMAY
A MOMENT OF STYLE



- The company has won TEXPROCIL Export Award 2020-2021 in the Gold Trophy for the Highest Exports of (Cotton) 'Denim Fabrics'. under Category II (Export performance above Rs.75 Cr. And upto Rs. 250 Cr.) for exports of Rs. 155.60 Cr. during the year 2020-21 from The Cotton Textiles Export Promotion Council (TEXPROCIL).
- The company has taken this export award from Shri Upendra Prasad Singh Secretary, Minister of Textiles, Government of India, Smt. Roop Rashi, Textile Commissioner of India in the function organizes by TEXPROCIL on Tuesday, 23rd August, 2022 at Mumbai (MH). This Export Award has taken by Shri Yogesh Laddha, Managing Director and Smt. Pallavi Laddha , Director of the company.



AWARDS & RECOGNITIONS

Rajasthan State Export Award 2020

- Company has won Rajasthan State Export Award 2020 From Government of Rajasthan Department of Industries & Commerce for Highest export Denim (Cotton) Fabrics and Growth in the category of textiles during the year 2019-20.
- This Rajasthan State Export Award 2020 has taken by Shri YogeshLaddha, Managing Director and Smt. PallaviLaddha, Director of the Company.



AWARDS & RECOGNITIONS



दैनिक बिजनेस रेमेडीज

व्यापार एवं विकास की आवाज

मनोमय टेक्स इंडिया की गंगरार स्थित निर्माण इकाई का कैबिनेट मंत्री पीयूष गोयल ने दौरा किया



पत्रिका

Chittorgarh, 24/02/2023, Page 11

केंद्रीय मंत्री ने किया अवलोकन



गंगरार में केंद्रीय मंत्री का स्वागत करते हुए।

पत्रिका न्यूज नेटवर्क
patrika.com

गंगरार, केंद्रीय मंत्री पीयूष गोयल ने मनोमय टेक्स इंडिया लिमिटेड के गंगरार में प्लांट का अवलोकन

महेशचंद्र लड़ा, योगेश पल्लवी लड़ा, नरेंद्र ब्रज विजयपुर सरपंच श्यामलाल श उनका स्वागत किया। केंद्रीय गोयल ने कंपनी में हो रहे एक



INVESTMENT RATIONALE

- By 2029, the Indian textiles market is anticipated to be valued more than US\$ 209 billion. The Indian textiles industry appears to have a bright future, driven by robust domestic and foreign demand.
- Incentives under the PLI scheme will be available for five years from 2025-26 to 2029-30 on incremental turnover achieved from 2024-25 to 2028-29. MMF (man-made fiber) garments, MMF textiles, and 10 categories of technical textile items are proposed to be rewarded under the system.
- We are an ISO 9001:2015 and ISO 14001:2015 certified company and recognised as a two-star export house by the Government of India.
- Our sustainable business model and Experienced team facilitates timely delivery of superior service and standard.
- We have maintained a successful track record under passionate and influential leadership.
- Our integrated manufacturing facility and our relationship with our traders are key factors of success in the industry
- Our business ethics to have least tolerance for any manufacturing defect has helped us in retaining our existing customers and developing new customers.
- Our company has shown increase in the return ratios suggesting effective utilization of shareholders funds & efficient use of capital assets in order to generate profit.
- Our company has shown strong liquidity ratio which reflects our company's ability to pay its short term obligations and a strong financial health of our company.
- Our Company has shown incline in the margin ratios indicating that the company is able to generate revenues, effectively manage its overhead and operational expenses, create value for its shareholders in the form of profits.

DISCLAIMER

This presentation has been prepared solely for information purposes and does not constitute any offer, recommendation or invitation to purchase or subscribe for any securities, and shall not form the basis or be relied on in connection with any contract or binding commitment what so ever. No offering of securities of the Company will be made except by means of a statutory offering document containing detailed information about the Company.

This Presentation has been prepared by the Company based on information and data which the Company considers reliable, but the Company makes no representation or warranty, express or implied, whatsoever, and no reliance shall be placed on, the truth, accuracy, completeness, fairness and reasonableness of the contents of this Presentation. This Presentation may not be all inclusive and may not contain all of the information that you may consider material. Any liability in respect of the contents of, or any omission from, this Presentation is expressly excluded.

Certain matters discussed in this Presentation may contain statements regarding the Company's market opportunity and business prospects that are individually and collectively forward-looking statements. Such forward-looking statements are not guarantees of future performance and are subject to known and unknown risks, uncertainties and assumptions that are difficult to predict. These risks and uncertainties include, but are not limited to, the performance of the Indian economy and of the economies of various international markets, the performance of the industry in India and world-wide, competition, the company's ability to successfully implement its strategy, the Company's future levels of growth and expansion, technological implementation, changes and advancements, changes in revenue, income or cash flows, the Company's market preferences and its exposure to market risks, as well as other risks. The Company's actual results, levels of activity, performance or achievements could differ materially and adversely from results expressed in or implied by this Presentation. The Company assumes no obligation to update any forward-looking information contained in this Presentation. Any forward-looking statements and projections made by third parties included in this Presentation are not adopted by the Company and the Company is not responsible for such third party statements and projections.

THANK YOU

MANOMAY
A MOMENT OF STYLE

MANOMAY
A MOMENT OF STYLE

Mr. YOGESH LADDHA
Promoter And Managing Director
REGISTERED OFFICE:
32 Heera Panna Market
Pur Road, Bhilwara 311001
Rajasthan, INDIA
yogesh@manomaytexindia.com
ca@manomaytexindia.com
+91 1482 - 246983



Investor Relations
NNM Nextgen Advisory Pvt. Ltd.
Mr. Nikunj Mittal/ Nilesh Panchal

nikunj@nnmsecurities.com
nilesh.panchal@cokaco.com