

Date: 10th November, 2021

To,
The Listing Compliance
BSE Ltd.
Phiroze Jeejeebhoy Towers
Dalal Street
Mumbai- 400001.

BSE Scrip Code: 543172

Sub: Outcome of the Meeting of Board of Directors held on 10th November, 2021 at 12:30 P.M.

Dear Sir/Madam,


Pursuant to Regulations 30 and 33 of the SEBI (Listing Obligations and Disclosure Requirements) Regulations, 2015 read with Schedule III of the said Regulations, we inform you that the Board of Directors of the Company at its meeting held today, i.e. Wednesday, November 10, 2021, inter alia, has considered and approved the following items:

1. Standalone Un-Audited Financial Results of the Company for the half year ended on 30th September, 2021 along with Limited Review Report.

We further inform you that the Board Meeting commenced at 12:30 p.m. today and concluded at 03:00 p.m.

Kindly take same on your records.

Thanking You,
For, **COSPOWER ENGINEERING LIMITED**


OSWALD ROSARIO D'SOUZA
DIRECTOR
DIN: 02711251



Encl:

1. Un-Audited Financial Results for the half year ended September 30, 2021.
2. Limited Review Report.

Cospower Engineering Limited

Office :-
403, Chandra Raj, CTS-15/C,
Chincholi Bunder Road,
Malad (West), Mumbai - 400 064.
Maharashtra State, India.


Registered & Works Address :
No. 940, Survey No. 134,
Hissa No. 17A, Pazar Talav Road,
Chandrapada, Vaki Pada, Juchandra,
Naigaon East - 401208, Maharashtra.

Contact Details :-
Tel. No. : +91-22-40129990
E-mail : contact@cel.net.in
Website : www.cel.net.in
CIN No. : L31908MH2010PLC208016



To,
The Board of Directors,
Cospower Engineering Limited

1. We have reviewed the accompanying Statement of Unaudited Financial Results ("The Statement") of **Cospower Engineering Limited** ("The Company") for the half year ended September 30, 2021 attached herewith,. Being submitted by the company to the stock exchange viz. BSE pursuant to the requirement of regulation 33 of the Securities and Exchange Board of India (Listing Obligation and Disclosure Requirements) regulations, 2015. ("Listing Regulations"), as modified by SEBI Circular No. CIR/CFD/FAC/62/2016 dated 5th July, 2016. This statement is responsibility of the Company's Management and has been approved by the Board of Directors. Our responsibility is to issue a report on these financial statements based on our review.
2. We conducted our review in accordance with Standard on Review Engagement (SRE) 2410, "Review of Interim Financial Information Performed by the Independent Auditor of the entity", issued by The Institute of Chartered Accountants of India. This standard required that we plan and perform the review to obtain moderate assurance as to whether the financial statements are free of material misstatement. A review is limited primarily to inquiries of company personal and analytical procedures applicable to financial data and thus provides by less assurance than audit. We have not performed an audit and accordingly, we do not express an audit opinion.
3. Based on our review conducted as above, nothing has come to our attention that causes us to believe that the accompanying statement of unaudited financial result has not been prepared in accordance with applicable accounting standard and other recognized accounting practices and other accounting policies and has not disclosed the information required to be disclosed in terms of Regulation 33 of SEBI (Listing Obligation and Disclosure



Requirements) Regulation, 2015 read with circular No. CIR/CFD/FAC/62/2016 dated 5th July, 2016, including the manner in which it is to be disclosed, or that it contains any material misstatement.

For N B T AND CO
Chartered Accountants
FRN: - 140489W

ARPIT
TAPADIA

Digitally signed by
ARPIT TAPADIA
Date: 2021.11.10
13:54:47 +05'30'



CA. Arpit Tapadiya
Partner
M.No - 182428
Date: 10-11-2021
Place: Mumbai
UDIN - 21182428AAAABB9128

M/S. Cospower Engineering Limited
(Formerly Known as Cospower Engineering Private Limited)
(CIN -U31908MH2010PLC208016)

Statement of Profit and Loss
for the Year ended 30th September 2021
FINANCIAL RESULTS


Rs. In Lakhs

Particulars	Half Year Ended			Year Ended	
	01.04.2021 to 30.09.2021	01.10.2020 to 31.03.2021	01.04.2020 to 30.09.2020	2020-21	2019-20
	Unaudited	Audited	Unaudited	Audited	Audited
I. Revenue from operations	617.81	850.32	359.42	1,209.74	1,103.80
II. Other income	0.10	0.42	1.50	1.92	5.81
III. Total Revenue (I + II)	617.91	850.74	360.92	1,211.66	1,109.61
IV. Expenses:					
Purchases	527.34	674.93	219.01	893.94	906.62
Changes in inventories of finished goods work-in-progress and Stock-in-Trade	-152.60	(163.15)	(1.60)	(164.75)	(244.90)
Employee benefits expense	105.67	62.04	73.87	135.91	119.23
Finance costs	28.55	29.06	12.17	41.23	31.39
Depreciation and amortization expense	17.33	3.45	1.61	5.06	4.40
Other expenses	71.33	152.12	39.16	191.28	182.98
Total expenses	597.62	758.45	344.22	1,102.67	999.72
V. Profit before exceptional and extraordinary items and tax (III-IV)	20.29	92.29	16.70	108.99	109.89
VI. Exceptional items	-	0.11	-	0.11	-
VII. Profit before extraordinary items and tax (V - VI)	20.29	92.40	16.70	109.10	109.89
VIII. Extraordinary Items	-	-	-	-	-
IX. Profit before tax (VII- VIII)	20.29	92.40	16.70	109.10	109.89
X Tax expense:					
(1) Current tax	5.28	31.56	3.70	35.26	19.57
(2) Deferred tax Liability (Asset)	-	(6.08)	-	(6.08)	9.78
(3) Excess/(Shortfall) Prov. For Tax in P.Y.	-	6.67	-	6.67	-
XI Profit (Loss) for the period from continuing operations (IX-X)	15.01	60.25	13.00	73.25	80.53
XII Profit/(loss) from discontinuing operations	-	-	-	-	-
XIII Tax expense of discontinuing operations	-	-	-	-	-
XIV Profit/(loss) from Discontinuing operations (after tax) (XII-XIII)	-	-	-	-	-
XV Profit (Loss) for the period (XI + XIV)	15.01	60.25	13.00	73.25	80.53
Details of equity share capital					
Paidup Equity Share Capital	150.00	150.00	150.00	150.00	150.00
Face value of equity share capital (Per Share)	10.00	10.00	10.00	10.00	10.00
XVI Earnings per equity share:					
(1) Basic	1.00	4.02	0.87	4.88	29.29
(2) Diluted	1.00	4.02	0.87	4.88	29.29

Schedules referred to above and notes attached there to form an integral part of Profit & Loss Statement
This is the Profit & Loss Statement referred to in our Report of even date.

For and on behalf of the Board of Directors of
Cospower Engineering Limited
(CIN: U31908MH2010PTC208016)

Oswald Dsouza
Whofetime Director
DIN: 02711251
Date:10-11-2021



Notes:-

- The above Financial Results have been reviewed by the Audit Committee and approved by the Board of Directors at the meeting held on 10th November, 2021. The Statutory Auditors have carried out the audit for the half year ended 30th September, 2021 and issued unmodified report thereon. These results are available on the Company's Website.
- The Financial Results have been prepared in accordance with the Accounting Standards as notified under section 133 of the Companies Act 2013 read with relevant rules issued thereunder and other accounting principles generally accepted in India as amended from time to time.
- The statement is as per Regulation 33 of the Securities and Exchange Board of India ('SEBI') (Listing Obligations and Disclosure Requirements) Regulations, 2015, as amended ('Listing Regulations').
- The company operates in a single segment only i.e. business Segment.
- The Figures for the previous period/year have been regrouped/reclassified, wherever necessary to confirm to current period/year classification.
- There are no Investors Complaints pending as on 30th September, 2021.

M/S. Cospower Engineering Limited
(Formerly Known as Cospower Engineering Private Limited)
(CIN -U31908MH2010PLC208016)

BALANCE SHEET

As At 30th September 2021


Rs. In Lakhs

Particulars	As At 30th September 2021 Unaudited	As At 31st March 2021 Audited
I. EQUITY AND LIABILITIES		
1 Shareholders' funds		
(a) Share capital	150.00	150.00
(b) Reserves and surplus	495.26	480.25
(c) Money received against share warrants	-	-
2 Share application money pending allotment	-	-
3 Non-current liabilities		
(a) Long-term borrowings	242.71	186.94
(b) Long Term Provisions	20.80	21.11
(c) Deferred tax liabilities (Net)	-	-
4 Current liabilities		
(a) Short-term borrowings	365.15	396.47
(b) Trade payables	219.98	283.27
(c) Other current liabilities	20.17	158.53
(d) Short-term provisions	56.23	50.75
TOTAL	1,570.30	1,727.32
II. ASSETS		
Non-current assets		
1 (a) Fixed assets		
(i) Tangible assets	262.33	181.29
(ii) Intangible assets	1.37	2.70
(iii) Capital work-in-progress	-	89.36
(iv) Intangible assets under development	-	-
(b) Non-current investments	55.59	52.04
(c) Long-term loans and advances	5.30	5.30
(d) Deferred Tax Asset	5.42	5.42
(e) Other non-current assets	53.71	57.69
2 Current assets		
(a) Inventories	740.86	588.26
(b) Trade receivables	421.44	607.58
(c) Cash and cash equivalents	2.20	52.56
(d) Short-term loans and advances	8.31	10.27
(e) Other Current Assets	13.77	74.85
TOTAL	1,570.30	1,727.32

"NOTES TO ACCOUNTS"

Schedules referred to above and notes attached there to form an integral part of Balance Sheet
This is the Balance Sheet referred to in our Report of even date.

For and on behalf of the Board of Directors of
Cospower Engineering Limited
(CIN: U31908MH2010PTC208016)




Oswald Dsouza
Wholetime Director
DIN: 02711251
Date:10-11-2021



Notes:-

- 1) The above Financial Results have been reviewed by the Audit Committee and approved by the Board of Directors at the meeting held on 10th November, 2021. The Statutory Auditors have carried out the audit for the half year ended 30th September, 2021 and issued unmodified report thereon. These results are available on the Company's Website.
- 2) The Financial Results have been prepared in accordance with the Accounting Standards as notified under section 133 of the Companies Act 2013 read with relevant rules issued thereunder and other accounting principles generally accepted in India as amended from time to time.
- 3) The statement is as per Regulation 33 of the Securities and Exchange Board of India ('SEBI') (Listing Obligations and Disclosure Requirements) Regulations, 2015, as amended ('Listing Regulations').
- 4) The company operates in a single segment only i.e. business Segment.
- 5) The Figures for the previous period/year have been regrouped/reclassified, wherever necessary to confirm to current period/year classification.
- 6) There are no Investors Complaints pending as on 30th September, 2021.

For COSPOWER ENGINEERING LTD.


Director



M/S. Cospower Engineering Limited
(Formerly Known as Cospower Engineering Private Limited)

(CIN -U31908MH2010PLC208016)


CASH FLOW STATEMENT

for the year ended 31st March 2021

Rs. In Lakhs

Particulars	From 01-04-2021 To 30.09.2021	For the year 2020-21
	Unaudited	Audited
A. Cash flow from Operating Activities		
Net Profit Before tax as per Statement of Profit & Loss	15.01	109.10
Adjustments for :		
Depreciation and amortization expense	17.33	5.06
Interest expense	28.55	41.23
Interest income	-	(0.87)
Provision for Audit Fee	0.50	5.00
Short Term Gain on Sale of Mutual Fund	-	(0.68)
Amortization of Deferred Revenue Expenses	-	15.93
Balance Written off	-	0.07
Provision for Gratuity	-	6.96
Operating Profit before working capital changes	61.39	181.80
Changes in Working Capital		
Trade Receivable	186.14	(57.24)
Short Term Loans and Advances	1.96	5.87
Inventories	(152.60)	(164.75)
Other Current Assets	61.08	4.77
Short Term Borrowing	(31.32)	145.58
Trade Payables	(63.29)	(25.70)
Other Current Liabilities	(138.36)	92.07
Short Term Provision	4.98	(15.69)
Payment of Gratuity	(0.31)	-
Net Cash Flow from Operation	(70.33)	166.70
Less : Income Tax paid	-	(26.28)
Less : Prior Period Expenses	-	-
Net Cash Flow from Operating Activities (A)	(70.33)	140.42
B. Cash flow from investing Activities		
Purchase of fixed assets	(7.68)	(168.60)
Expenses incurred in CWIP	-	(89.36)
Sale Proceeds from Investments	(3.55)	(31.79)
Short Term Gain on Sale of Mutual Fund	-	0.68
Investment in Deposits	3.98	13.81
Interest received	-	0.87
Net Cash Flow from Investing Activities (B)	(7.25)	(274.39)
C. Cash Flow From Financing Activities		
Proceeds from issue of shares	-	-
Dividend Paid	-	(18.00)
Proceeds/(Repayment) from long term borrowings	55.77	186.94
Interest paid	(28.55)	(41.23)
Net Cash Flow from Financing Activities (C)	27.22	127.71
Net (Decrease)/ Increase in Cash & Cash Equivalents (A+B+C)	(50.36)	(6.26)
Opening Cash & Cash Equivalents	52.55	58.82
Cash and cash equivalents at the end of the period	2.20	52.55
Cash And Cash Equivalents Comprise :		
Cash	0.33	0.51
Bank Balance :		
Current Account	1.87	52.04
Deposit Account	-	-
Total	2.20	52.55

For and on behalf of the Board of Directors of
Cospower Engineering Limited
(CIN: U31908MH2010PTC208016)


Oswald Dsouza

Wholetime Director
DIN: 02711251
Date:10-11-2021

