

Date: 27th July, 2022

To, The Manager, Department of Corporate Services, BSE Ltd., Phiroze Jeejeebhoy Towers, Dalal Street, Fort, Mumbai-400001. Scrip Code : 533080	To, The Manager, National Stock Exchange of India Limited, Exchange Plaza, Bandra Kurla Complex, Bandra (E), Mumbai-400051. Ref: MOLDTKPAC - EQ
-----------------------------------------------------------------------------------------------------------------------------------------------------------------------------------------------------------------------------	------------------------------------------------------------------------------------------------------------------------------------------------------------------------------------------------------------------------------

Dear Sir/Madam,

Sub: Outcome of the Meeting of the Board of Directors held on 27th July, 2022

Ref: Regulation 30 of SEBI (LODR) Regulations, 2015

Highlights: Q1 FY'2023

SALES UP BY 55% & PAT UP BY 80%

Huge Capex of Rs. 125 Cr. planned in F.Y. 22-23

Performance Highlights Q1 F.Y. 23 Vs Q1 F.Y.22 Vs Q4 F.Y.22

- Net Revenue up by 55.41% Q1 on Q1 and up by 16.81% Q1 on Q4 of F.Y.22
- EPS up by 54.82% Q1 on Q1 and up by 17.81% Q1 on Q4 of F.Y.22
- Volume up by 51.17% Q1 on Q1 and up by 7.64% Q1 on Q4 of F.Y.22
- EBIDTA Up by 46.84% Q1 on Q1 and up by 13.59% Q1 on Q4 of F.Y.22
- PAT Up by 79.68% Q1 on Q1 and up by 25.36% Q1 on Q4 of F.Y.22

We wish to inform that, the Board of Directors at their meeting held today i.e. Wednesday, the 27th day of July, 2022, from 11:30 A.M. (IST) till 3:00 P.M (IST), inter-alia;

- a) Approved the Un-Audited Financial Results of the company for the first quarter ended on 30th June, 2022. (Enclosed);
- b) Took note of Limited Review Report as issued by the Statutory Auditors of the Company. (Enclosed);

1



Corporate Office :

Plot # 700, Road No. 36, Jubilee Hills, Hyderabad - 500 033, Telangana, INDIA.
 Phone : +91-40-40300300, Fax : +91-40-40300328, E-mai l: ir@moldtekindia.com
 Website : www.moldtekgroup.com CIN No: L21022TG1997PLC026542



MOLD-TEK
Packaging Limited
(Formerly known as Moldtek Plastics Ltd.)

- c) Approved the request for reclassification of Mrs. J Swetha Mythri from “Promoter/Promoter Group” category to “Public” category subject to the approval of the members of the Company and other regulatory authorities.
- d) Approved the appointment of Mr. Subhojeet Bhattacharjee (An Associate Member of the Institute of Company Secretaries of India, bearing membership no. A60802) as the Company Secretary and Compliance Officer of the Company w.e.f. the 27th day of July, 2022, in terms of Section 203 of the Companies Act, 2013 and Regulation 6(1) of the Securities and Exchange Board of India (Listing Obligations and Disclosure Requirements) Regulations, 2015, (“SEBI Listing Regulations”).

Further, in compliance with Regulation 30 of SEBI Listing Regulations, please find the following disclosures in relation to the appointment:

Sr. No.	Particulars	Details of information
1.	Reason for change (viz. appointment, resignation, removal, death or otherwise)	Mr. Subhojeet Bhattacharjee has been appointed as the Company Secretary and Compliance Officer of the Company.
2.	Date of appointment / cessation (as applicable) & term of appointment	Appointed w.e.f. 27 th July, 2022.
3.	Brief Profile	Mr. Subhojeet Bhattacharjee is an Associate Member of the Institute of Company Secretaries of India bearing membership no. A60802 and also holds a degree in Bachelor of Commerce B.Com (Hons) from ST. Xavier’s College, (Autonomous), Kolkata. His work experience majorly comprises of Legal and Secretarial.
4.	Contact Details	Email: cs@molddteckpackaging.com Landline: 040-40300300

- e) Approved and recommended to the shareholders the re-appointment of M/s. M Anandam & Co., Chartered Accountants (Firm Registration Number 000125S), as the Statutory Auditors of the Company for the second term of five (5) consecutive years who shall hold the office from the conclusion of the ensuing 25th Annual General Meeting (AGM) of the Company till the conclusion of the 30th Annual General Meeting (AGM) of the Company.



Corporate Office :

Plot # 700, Road No. 36, Jubilee Hills, Hyderabad - 500 033, Telangana, INDIA.
Phone : +91-40-40300300, Fax : +91-40-40300328, E-mai l: ir@moldtekindia.com
Website : www.moldtekgroup.com CIN No: L21022TG1997PLC026542



MOLD-TEK
Packaging Limited
(Formerly known as Moldtek Plastics Ltd.)

Brief details, as required under Regulation 30 of the SEBI (Listing Obligations and Disclosure Requirements) Regulations, 2015 read with the SEBI Circular No. CIR/CFD/CMD/4/2015 dated September 9, 2015, with respect to the re-appointment of M/s. M Anandam & Co., as the Statutory Auditors of the Company are as under:

Sr. No.	Particulars	Disclosure
1.	Reason for change, viz. Appointment/re-appointment	<p>The Shareholders of the Company had appointed M/s. M Anandam & Co., Chartered Accountants (Firm Registration Number 000125S), as the Statutory Auditors of the Company at the 20th AGM to hold office from the conclusion of the said meeting till the conclusion of the 25th AGM.</p> <p>M/s. M Anandam & Co. will complete their present term at the conclusion of the ensuing 25th AGM of the Company. The Board has now recommended the reappointment of M/s. M Anandam & Co. as the Statutory Auditors of the Company for the second and final term of 5(five) consecutive years.</p>
2.	Date and term of appointment/re-appointment	<p>M/s. M Anandam & Co. shall hold the office from the conclusion of the ensuing 25th Annual General Meeting (AGM) of the Company till the conclusion of the 30th AGM of the Company subject to the approval of the shareholders of the Company.</p>
3.	Brief Profile	<p>M/s. M Anandam & Co. is an ISO 9001: 2015 certified and peer reviewed firm established in 1943 by Mr. M Anandam. The firm has 14 Partners and is providing audit, taxation, secretarial, legal and other services. The firm is having branches at Nizamabad, Khammam and Chennai.</p>

The detailed press release pertaining to the financial results is also enclosed herewith for your record.

- f) Proposed to set up a second plant at Daman with robotic IML facilities to produce Food & FMCG IML-containers for the increasing demand in western region;







MOLD-TEK
Packaging Limited
(Formerly known as Moldtek Plastics Ltd.)

- g) Proposed to invest Rs.125 Cr. during the Financial Year F.Y. 2022-23 to expand the facilities including in new locations and all the business verticals.

Kindly take the above information on record.

Thanking you,

FOR MOLD-TEK PACKAGING LIMITED



J. Lakshmana Rao
Chairman and Managing Director
DIN: 00649702

Encl: a/a



MOLD-TEK PACKAGING LIMITED

Registered Office: Plot No.700, 8-2-293/82/A/700
Road No.36, Jubilee Hills, Hyderabad - 500033, Telangana.
CIN : L21022TG1997PLC026542

STATEMENT OF UNAUDITED FINANCIAL RESULTS FOR THE QUARTER ENDED 30 JUNE, 2022

₹ In lakhs except for EPS

Sl No	Particulars	Quarter Ended			Year Ended	
		30-Jun-2022	31-Mar-2022	30-Jun-2021	31-Mar-2022	
		Unaudited	Audited	Unaudited	Audited	
1	Income					
	a) Revenue from operations	20783.45	17792.27	13373.04	63146.97	
	b) Other income	12.90	105.25	11.61	156.23	
	Total Income	20796.35	17897.52	13384.65	63303.20	
2	Expenses					
	a) Cost of materials consumed	12663.80	11016.54	8199.30	38481.57	
	b) Changes in inventories of finished goods and work-in progress	233.29	(135.42)	(351.79)	(822.71)	
	c) Employee benefits expense	1087.42	1062.17	889.74	3868.15	
	d) Finance costs	100.77	112.92	268.68	932.33	
	e) Depreciation and amortization expenses	713.23	687.38	616.12	2642.29	
	f) Other expenses	3082.17	2670.87	2107.37	9550.56	
	Total Expenses	17880.68	15414.46	11729.42	54652.19	
3	Profit before Exceptional items and tax (1-2)	2915.67	2483.06	1655.23	8651.01	
4	Exceptional items	-	-	-	0.00	
5	Profit before tax (3-4)	2915.67	2483.06	1655.23	8651.01	
6	Tax expense					
	a) Current tax	727.07	648.27	406.58	2032.07	
	b) Earlier year tax	-	-	-	(0.18)	
	c) Deferred tax	17.77	103.13	40.50	253.59	
7	Profit for the period (5-6)	2170.83	1731.66	1208.15	6365.53	
8	Other Comprehensive Income (net of tax)					
	a) Items that will not be reclassified to Profit or Loss					
	i) Remeasurement of defined benefit plans	(4.12)	0.86	(5.61)	(15.97)	
	ii) Fair value changes in Equity instruments	267.19	(91.38)	647.85	823.58	
9	Total Comprehensive Income for the period (7+8)	2433.90	1641.14	1850.39	7173.14	
10	Paid up Equity share capital	1656.18	1562.80	1406.54	1562.80	
11	Other Equity				44147.80	
12	Earnings per equity share (Face value of ₹5) (not Annualised)					
	- Basic	6.69	5.68	4.32	22.12	
	- Diluted	6.68	5.41	4.05	21.14	

Notes:

- The above results for the quarter ended 30 June, 2022 were reviewed by the Audit Committee and approved by the Board of Directors of the Company at their meeting held on 27 July, 2022.
- The Company has only one reportable segment as per the requirements of Ind AS 108 "Operating Segments".
- This statement is as per Regulation 33 of the SEBI (Listing Obligations and Disclosure Requirements) Regulations, 2015.
- During the quarter, the Company has issued 18,67,518 rights equity shares at an exercise price of ₹184 upon conversion of share warrants to equity shares.
- Comparative figures have been regrouped/reclassified to conform to the current period's/year's presentation.

Hyderabad
27 July, 2022

for MOLD-TEK PACKAGING LIMITED
Hyderabad
J.Lakshmana Rao
Chairman & Managing Director
DIN: 00649702

M.ANANDAM & CO.,

CHARTERED ACCOUNTANTS

Independent Auditor's Review Report on the Quarterly Unaudited Financial Results of the Company Pursuant to the Regulation 33 of the SEBI (Listing Obligations and Disclosure Requirements) Regulations, 2015

**Review Report to
The Board of Directors
Mold-Tek Packaging Limited**

1. We have reviewed the accompanying statement of unaudited financial results of Mold-Tek Packaging Limited (the "Company") for the quarter ended 30th June, 2022 (the "Statement") attached herewith, being submitted by the Company pursuant to the requirement of Regulation 33 of the SEBI (Listing Obligations and Disclosure Requirements) Regulations, 2015, as amended (the "Listing Regulations").
2. This Statement, which is the responsibility of the Company's Management and approved by the Company's Board of Directors, has been prepared in accordance with the recognition and measurement principles laid down in Indian Accounting Standard 34 "Interim Financial Reporting" ("Ind AS 34"), prescribed under Section 133 of the Companies Act, 2013, and other accounting principles generally accepted in India. Our responsibility is to issue a report on the Statement based on our review.
3. We conducted our review of the Statement in accordance with the Standard on Review Engagements (SRE) 2410 "Review of Interim Financial Information performed by the Independent Auditor of the Entity" issued by the Institute of Chartered Accountants of India. This standard requires that we plan and perform the review to obtain moderate assurance as to whether the financial statements are free of material misstatement. A review is limited primarily to inquiries of Company personnel and analytical procedures applied to financial data and thus provide less assurance than an audit. We have not performed an audit and accordingly, we do not express an audit opinion.
4. Based on our review conducted as above, nothing has come to our attention that causes us to believe that the accompanying statement of unaudited financial results prepared in accordance with applicable accounting standards and other recognized accounting practices and policies has not disclosed the information required to be disclosed in terms of Regulation 33 of the SEBI (Listing Obligations and Disclosure Requirements) Regulations, 2015, including the manner in which it is to be disclosed, or that it contains any material misstatement.

For M. Anandam & Co.,
Chartered Accountants
(Firm Regn.No.000125S)

Venkata
Suresh Kumar
Beesa

Digitally signed by
Venkata Suresh Kumar
Beesa
Date: 2022.07.27 12:46:50
+05'30'

B.V.Suresh Kumar

Partner

Membership Number: 212187

UDIN: 22212187ANRWJJ3733

Place: Secunderabad

Date: 27th July, 2022

7 'A', SURYA TOWERS, SARDAR PATEL ROAD, SECUNDERABAD – 500003.

PHONE: 2781 2377, 2781 2034, FAX:2781 2091



MOLD-TEK
Packaging Limited
(Formerly known as Moldtek Plastics Ltd.)

27TH July, 2022

PRESS RELEASE

MOLDTEK PACKAGING LIMITED

Highlights: Q1 FY'2023

SALES UP BY 55% & PAT UP BY 80%

Huge Capex of Rs 125cr planned in FY22-23

Performance Highlights Q1 FY23 Vs Q1 FY22 Vs Q4 FY22

- Net Revenue up by 55.41% Q1 on Q1 and up by 16.81% Q1 on Q4 of FY22
- EPS up by 54.82% Q1 on Q1 and up by 17.81% Q1 on Q4 of FY22
- Volume up by 51.17% Q1 on Q1 and up by 7.64% Q1 on Q4 of FY22
- EBIDTA Up by 46.84% Q1 on Q1 and up by 13.59% Q1 on Q4 of FY22
- PAT Up by 79.68% Q1 on Q1 and up by 25.36% Q1 on Q4 of FY22

Commenting on the Company's performance for Q1 of FY 23, Mr. J. LAKSHMANA Rao, Chairman & Managing Director, said that:

In this quarter our all business segments recorded stellar revenue growth. The volume and PAT registered in the quarter are the highest in the history of the Company. While the persistent inflationary environment continued to impact the gross margins, we delivered healthy operating margins with strong push on our IML packs and driving further operational efficiencies across all business segments. We recognize the importance of continued innovation in packaging products to cater the needs of various customers. As part of our efforts, we have been continuously working towards enhancing the utility of our existing products and create new packaging solutions.

I am glad to see major FMCG and Food companies are opening up new IML product development activities for some of their major brands, after a gap of 2 years of Covid.

Mold-Tek Packaging Limited Results, Q1-FY'23: For the quarter ended June, 2022, Revenue from operations increased by 55.41% to ₹ 207.8 crores from ₹ 133.7crores and the volume growth is around 51.17%. EBDIT for the quarter increased by 46.84 % to ₹ 37.3 crores from ₹ 25.40 crores. PAT increased by 79.68% to ₹21.71 crores as compared to ₹ 12.08 crores in the previous corresponding period.

Mold-Tek achieved more than 9000 tons sales volume in this quarter.

Huge Capex planned to meet growing demands for our products:

As envisaged at the time of the QIP in Dec-21 MOLDTEK is planning huge capex of Rs.125cr during FY2022-23 including new locations and in all segments. This is 2 and half times of last 5 years average capex per annum.



Corporate Office :

Plot # 700, Road No. 36, Jubilee Hills, Hyderabad - 500 033, Telangana, INDIA.
Phone : +91-40-40300300, Fax : +91-40-40300328, E-mai l: ir@moldtekindia.com
Website : www.moldtekgroup.com CIN No: L21022TG1997PLC026542

**New Capacities being created:**

THIN-WALL	BULK PACKS	IBM	IML LABELS	TOOL ROOM
4700 MT P.A capacity will be added at Sultanpur and Daman Units	2600 MT P.A will be added at Daman, Vizag, Hyderabad and Kanpur Units	2000 MT will be setup at Sultanpur, Hyderabad	Doubling the printing capacity to 4.5cr lables p.m	Per month capacity will increase from 4 moulds in 2021 to 8 moulds in 2023

New Plant at Daman:

Board has decided to set up a second plant at Daman with robotic IML facilities to produce Food & FMCG IML-containers for the increasing demand in western region. This plant will also add IBM products later.

New customers: During this quarter, the Company bagged new orders from the reputed Companies like Anshem India, Shri Shyam oil extractions, National Industries, Aquaculture specialties, Mother Nutri Foods etc.

IBM Project update: Building for phase 1 is constructed and interiors are underway

- Molds, Machines are in transit
- Clean room manufacturing process and training underway
- A major order for a national wide OTC pharma products has been received in 2 pack sizes that is expected to completely fill the IBM pilot plant capacity right from October/November 2022

About Moldtek Packaging Limited

Moldtek Packaging Limited is the leader in manufacturing injection moulded rigid plastic packaging containers (BSE Code: 533080). Established in 1986, one of the leading players in rigid plastic packaging in India. Publicly listed in 1993. 10 Manufacturing Units, 2 stock points PAN India. Current installed Injection molding capacity of over 45,000 TPA. Mold-tek has been the innovator and torch bearer in introducing many world class packaging products in India for Lubes, Paints, Food and FMCG products. Mold-tek is the first Company in India to introduce "In-Mold Labeling (IML)" concept for decorating plastic containers using ROBOTS. IML enables photographic quality decoration with complete hygienic and hands free production of containers suitable for food and FMCG products. Mold-Tek is the only packaging Company in the world to design and manufacture in house ROBOTS for the IML decoration apart from manufacturing IML Labels in-house.

J Lakshmana Rao

Chairman and Managing Director
DIN: 00649702





MOLD-TEK
Packaging Limited

QUARTERLY BUSINESS REPORT Q1 FY 22-23

(BSE: 533080; NSE:MOLDTKPAC)

July 27, 2022

www.moldteckpackaging.com

Table of Contents



Business Overview



Future Roadmap



Project Updates



Client Updates




Financial Performance



CSR Activities

Moldtek Packaging Limited Business Report
for Quarter 1, FY2022-2023



Moldtek Snapshot



35 YEARS OF EXPERIENCE



10 ISO CERTIFIED U N I T S



PUBLICLY LISTED WITH INR ~2,281cr Market cap



Established in 1986, one of the leading players in rigid plastic packaging in India. Publicly listed in 1993



Manufactures injection molded containers for lubes, paints, food & other products



10 Manufacturing Units, 2 stock points PAN India. Current installed Injection molding capacity of over 45,000 TPA



Pioneers in the field of In-Mold labelling (IML) in India. HD photographic labels, produced by 100% hands-free operation & are 100% recyclable.



MTPL commands strong presence across all major customers like Asian Paints, Castrol, Shell, Mondelez, Hindustan Unilever, etc.



Superior margins in the packaging industry due to the cost advantage emanating from backward integration

Innovations to Surge ahead

Constant Innovation

Pioneers in launching newer & better designs

First to introduce

- Plastic pails for paints & lubes in India
- IML Decoration – Photo realistic & Hands-free
- In-house robots & label – Most cost effective

Flexibility

Change your design at ease

- In-house mould design, mould making, IML making, Robot making
- In-house Design studio
- Rapid prototyping & 3D modelling

Quick Cycle Times

Better Productivity & Asset utilisation

Multi-cavity moulds to boost productivity

- Automated hopper mechanism for RM & MB
- Umbrella™ cooling mechanism in moulds
- Quick maintenance & mould development

FOOD PACKAGING



PAINT PACKAGING



Continuous Focus on Innovation

We recognize the importance of **continued innovation in packaging products** to cater the needs of various customers. As part of our efforts, we have been continuously working towards **enhancing the utility and feature of our existing products and create new packaging products**



BUSINESS STRATEGY



Continue to invest in research to develop new products

Focusing on R&D with new features , more efficient machine , new technologies.
We consistently **invest in R & D** to innovate and widen product range

Focus on cost reduction and improving cost efficiency

Through our research and innovation, we adopted various **cost reduction** measures including installation of high speed machines, low cycle times, backward integration- **EBIDTA has increased considerably during the last few years**

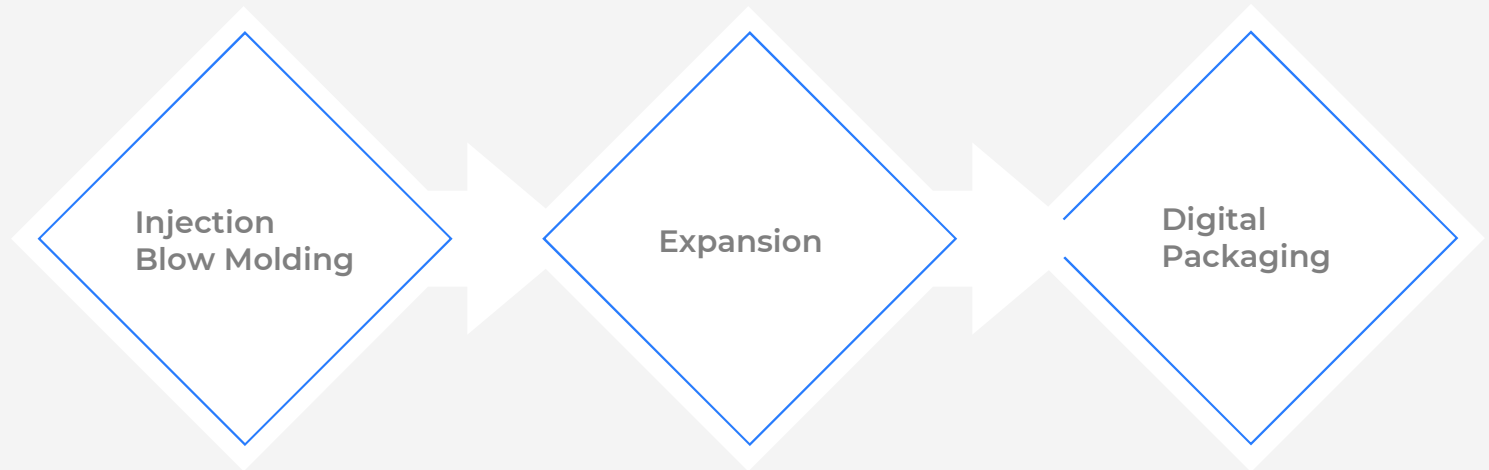


Increasing contribution from food, FMCG industry and IML products

With customization of IML technology and quality accreditation, we have been able to make **headway in food and FMCG industry**. As one of the **first companies to introduce IML in India**, we are in a better position to **leverage our experience** and increase contribution from this segment

Future Roadmap & Plans

The company has significant growth plans in the next 2-3 years with focus on high value adding products through both product & geographical expansion



IBM with clear room manufacturing

Leverage our grip in Injection Molding (Mold design, IML, productivity) and provide low weight options to customers in Pharma, FMCG & Cosmetics

New Products, Plants & Industries

- Launch 3-4 concept products every year
- New plants in Kanpur, Hyderabad & double capacities in Vizag & Mysore
- Entering new industries like Seeds, Cheese, Fertilizers, Sweets etc.


Variable QR coded IML

Receiving good response across industries. Expecting growth in IML share from existing customers and entry into new industries through this feature

In addition to these, the company is

- Confident of increasing IML adoption even in traditional industries.
- Gearing up to continue 30-40% YOY growth in Food & FMCG sales.

Injection Blow Molding Project Update




Regulated Pharma

Significant market size
and business opportunity
Requires DFM & USFDA
approved manufacturing
processes



FMCG & Cosmetics

Huge market with
immense growth
potential. Requires
Hygiene and best
decoration



Domestic Pharma

Rapidly growing
market. Requires
Hygiene and
innovative concepts

During the DMF approval stage (FY22-23), plans to start supplies to FMCG & Cosmetics – encouraging discussions with potential customers

PROJECT PROGRESS

Implementation is in full swing
and on target with all
departments involved

❖ Infrastructure

- ❖ Building for phase 1 is
constructed and interiors
are underway
- ❖ Molds, Machines have
been ordered

❖ Compliance

- ❖ Clean room
manufacturing process
training underway
- ❖ Standards being
implemented

❖ Marketing

- ❖ Approaching potential
customers and response is
encouraging

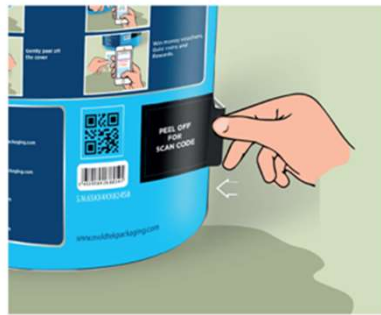
Digital IML

Unique QR coded IML with partially peel-able feature gives tremendous scope to customers

Moldtek supplies each container with 2 unique QR codes – one on the surface and another under the peel off. Top QR provides Unique identity while beneath QR gives loyalty benefits



The surface QR code will be used for Trace & Track / pushing information content



After purchase, the Buyer peel off & Scan the QR code on the reverse of the label.



Peeled => Used once
Replace coupons & manage promotions



One time peel off feature will provide Authenticity – Anticounterfeit



Track & Trace through the distribution supply chain



Embed new-age Promotions through QR code scans



Push Information & Training content on the dynamic QR code

PROJECT PROGRESS

Customer's response is encouraging. Already received first confirmed Order

❖ Infrastructure

- ❖ Already in place; samples for customer trials underway

❖ Technology

- ❖ Entered into MOU with IT service provider to provide track & trace & promotions platforms.

❖ Trials

- ❖ Active trials at Paint (1), Lubricant (3) & FMCG (4) companies

SOME OF OUR
CUSTOMERS IN
FOOD, FMCG &
PHARMACEUTICAL,
PAINT &
LUBRICANT
INDUSTRIES



P&G

Cadbury

Himalaya



Nestle



Heinz



PARLE



Milky Mist



SIL



emami

NK Proteins



Madhuri

Pista House



apollo paints

KANSAL
NEROLAC
PAINTS LIMITED

asianpaints



SRESRILEC
PAINTS

MYK LATICRETE

SCHOMBURG



Valvoline



Castrol



PETRONAS



Reliance
Industries Limited

Customers Added in Q1

Encouraging customer additions

Moving towards seasonal immunity

This quarter, in addition to multiple new customers across industries, the company was able to re-connect with inactive customers

ExxonMobil



mogliX



82

New Food & FMCG customers added in Q1



930

New designs processed for our customers in Q1



800

New SKUs processed in Q1

Key Financial Highlights - Quarter

Snapshot

Financial Performance & Highlights

INR 25.77 Crores raised through Rights Issue during the quarter

The Company has issued 18,67,518 rights equity shares at an exercise price of ₹184 upon conversion of detachable warrants into equity shares.

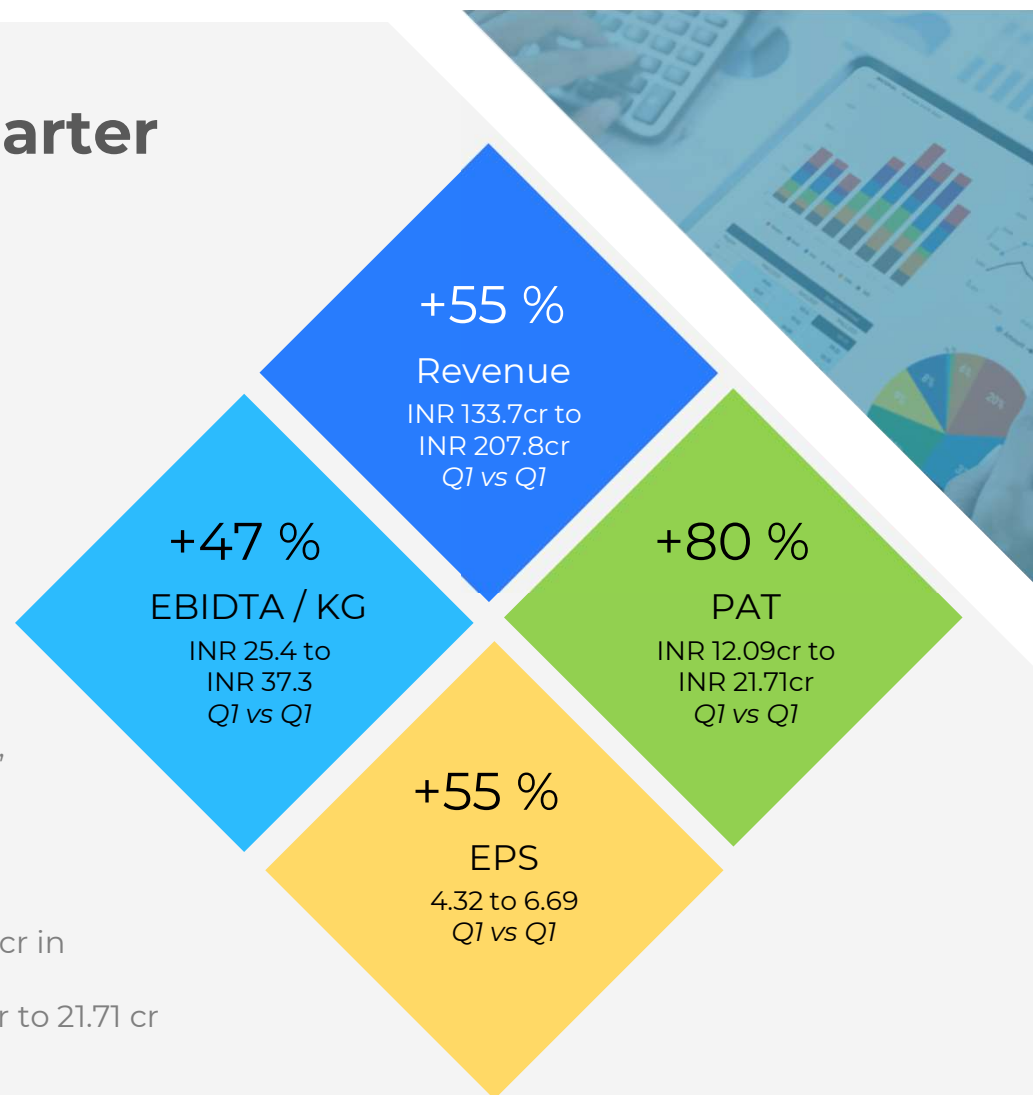
Revenue

The Company recorded a total revenue of INR 207.83 cr in Q1, compared to INR 133.73 cr in last year Q1 – a growth of 55%

Margins

The EBIDTA increased from INR 25.41cr in Q1FY'22 to INR 37.3cr in Q1FY'23, a growth of 47%.

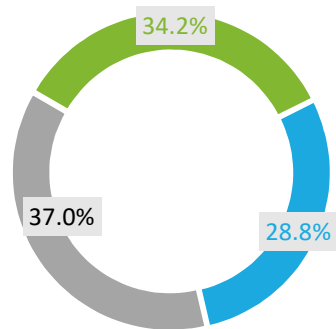
During the same period, PAT increased by 80% from INR 12 cr to 21.71 cr in Q1FY'23



Shareholding Distribution of the Company

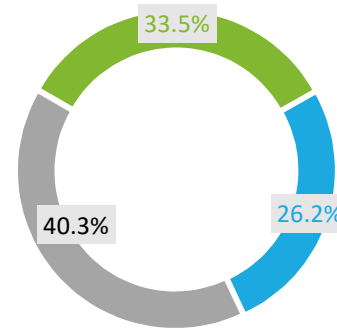
for last two Quarters

Shareholding Distribution
as on June, 30, 2022



■ Promoter Group ■ Institutions ■ Non Institutions

Shareholding Distribution
as on March, 31, 2022



■ Promoter Group ■ Institutions ■ Non Institutions

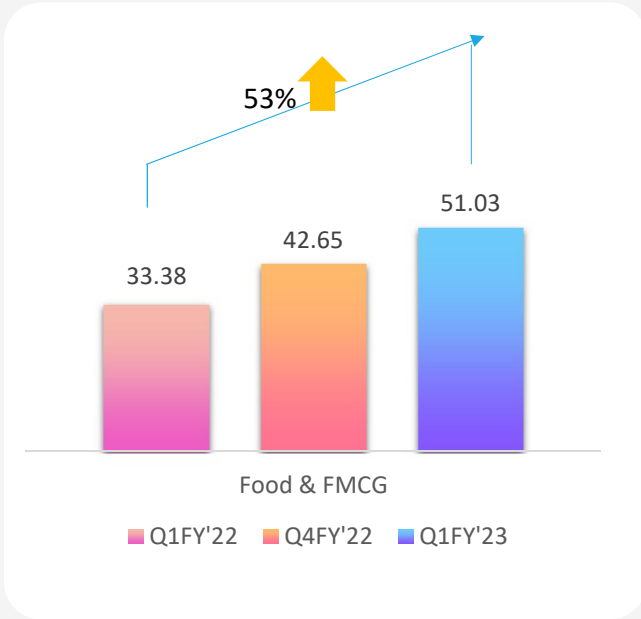
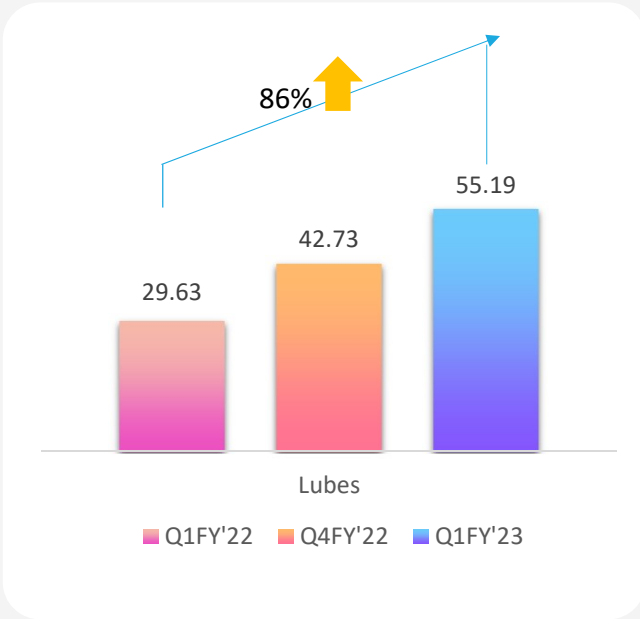
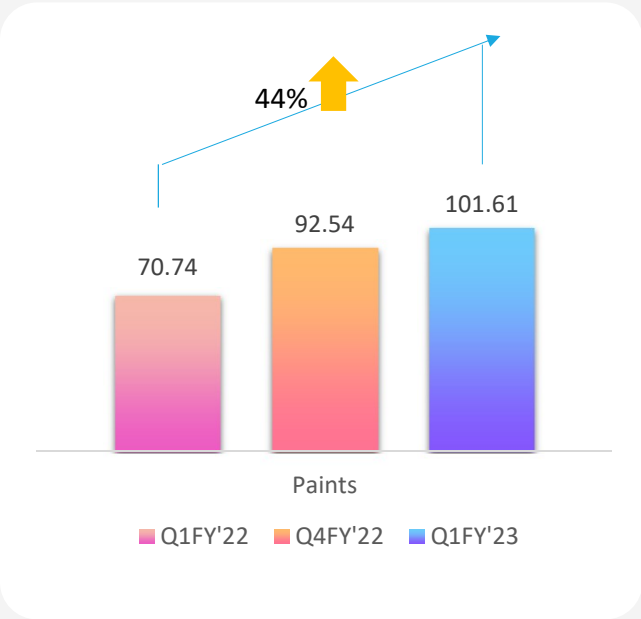
Profit & Loss Statement

PARTICULARS IN (RS. CRORE)	Q1 FY23	Q4 FY22	Q1 FY22	YoY %	Q1oQ4 %	12M FY22	12M FY21	YoY %
Revenue	207.83	177.92	133.73	55%	17%	631.47	478.92	32%
Other Income	0.13	1.05	0.12	8%	-88%	1.56	0.60	160%
Total Expenditure	170.66	146.15	108.44	57%	17%	510.78	382.97	33%
Material Cost	126.64	110.17	81.99	54%	15%	384.82	277.77	39%
Changes in FG & WIP	2.33	-1.35	-3.52	-166%	-273%	-8.23	-5.36	54%
Employee Benefit Expense	10.87	10.62	8.9	22%	2%	38.68	32.69	18%
Other Expense	30.82	26.71	21.07	46%	15%	95.51	77.87	23%
EBITDA	37.3	32.82	25.41	47%	14%	122.25	96.55	27%
EBITDA Margin(%)	17.95%	18.45%	19.00%	-105bps	-50 bps	19.36%	20.16%	-80 bps
EBITDA per KG	41.27	39.11	42.49	-3%	6%	41.80	36.72	14%
Finance Costs	1.01	1.13	2.69	-62%	-11%	9.32	9.94	-6%
Depreciation and Amortisation	7.13	6.87	6.16	16%	4%	26.42	21.48	23%
PBT	29.16	24.82	16.56	76%	17%	86.51	65.13	33%
Tax Expense & Exceptional item	7.45	7.51	4.47	67%	-1%	22.85	17.04	34%
PAT	21.71	17.31	12.09	80%	25%	63.66	48.09	32%
PAT Margin(%)	10%	10%	9%	141 bps	27 bps	10%	10%	4 bps
EPS Basic (Rs.)	6.69	5.68	4.32	55%	18%	22.12	16.86	31%

Operating Expenditure

PARTICULARS	UOM	FY23	FY22	YoY %	FY22	QoQ%	FY22	FY21	YoY %
		Q1	Q1		Q4		12M	12M	
RM COST	Rs. Cr.	111.25	66.83	66%	94.89	17%	324.36	229.63	41%
CONSUMABLES	Rs. Cr.	20.91	13.55	54%	16.33	28%	61.05	49.32	24%
STAFF COST	Rs. Cr.	10.87	8.90	22%	10.62	2%	38.68	32.69	18%
CONT MP COST	Rs. Cr.	8.08	6.02	34%	7.21	12%	26.77	20.89	28%
POWER COST	Rs. Cr.	7.03	4.58	54%	5.27	33%	19.88	16.73	19%
M/C MAIN	Rs. Cr.	1.39	0.98	42%	0.95	46%	4.28	2.83	51%
MOULD MAIN	Rs. Cr.	0.48	0.49	-2%	0.68	-29%	2.77	1.34	107%
MAIN BUILD	Rs. Cr.	0.57	0.11	434%	0.29	99%	0.63	0.53	19%
MAIN OTHERS	Rs. Cr.	0.63	0.44	43%	0.68	-7%	2.30	1.56	48%
FREIGHT COST	Rs. Cr.	6.78	4.41	54%	6.24	9%	20.43	17.98	14%
TRAVEL COST	Rs. Cr.	0.63	0.25	153%	0.39	60%	1.56	0.78	101%
CSR COST	Rs. Cr.	0.03	0.17		0.94		1.12	2.21	
BAD DEBTS	Rs. Cr.	0.06	0.07		0.03		0.14	0.16	
ADMIN COST	Rs. Cr.	1.93	1.66	17%	1.63	19%	6.77	6.32	7%
TOTAL		170.65	108.44	57%	146.14	17%	510.74	382.97	33%
PRODUCTION	Tons	9144	6429	42%	8406	9%	30144	26909	12%
SALE	Tons	9037	5978	51%	8395	8%	29250	26293	11%

Customer Segment Analysis



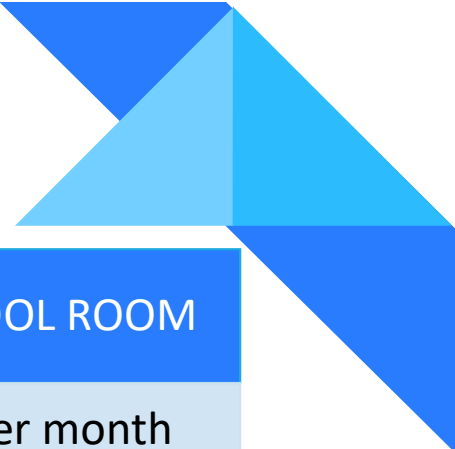
Revenue breakdown for major segments

Capacity Utilisation

UNIT	Capacity in MT 12m	Capacity in MT in 3M (Q1)	Production	Utilisation (%)
Unit I	13850	3463	2925	84%
Unit II	3750	938	722	77%
Unit III	9700	2425	1927	79%
Unit IV	1250	313	240	77%
Unit VII	5040	1260	914	73%
Unit VIII	5400	1350	1254	93%
Unit IX	4800	1200	1010	84%
Unit XI	1500	375	153	41%
TOTAL	44540	11323	9145	81%
VI (Film)	750	188	139	74%


Company First time in the history achieved more than 9000MT sales volume in a Quarter and hope to achieve 36000MT against 29250MT in FY22

Capacity Expansion

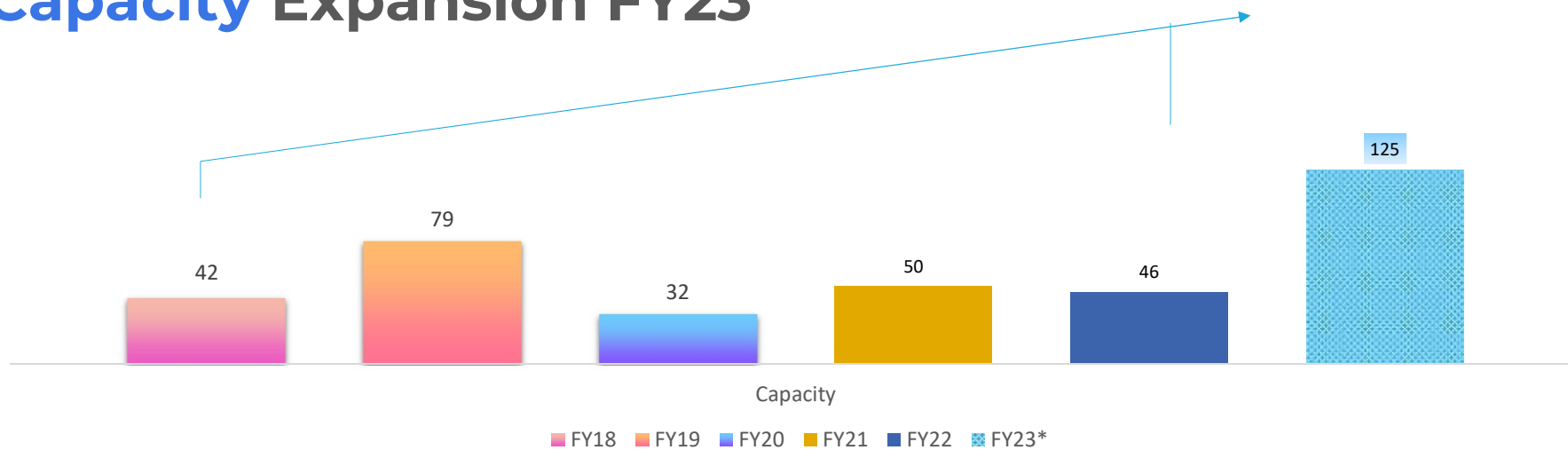


THIN-WALL	BULK PACKS	IBM	IML LABELS	TOOL ROOM
<ul style="list-style-type: none">• 4700 MT will be added Sulthanpur, Daman	<ul style="list-style-type: none">• 2600MT will be added Daman, Vizag, Hyderabad, Kanpur	<ul style="list-style-type: none">• 2000MT will be setup Sulthanpur, Hyderabad	<ul style="list-style-type: none">• Doubling capacity to 4.5 cr labels per month	<ul style="list-style-type: none">• Per month capacity will increase from 4 in 2021 to 8 in 2023

In addition to this, the company is planning to add new designs & shapes for Food, FMCG & Lubricant industry



Capacity Expansion FY23



PROJECT	AMOUNT IN CR.
SULTANPUR (PHARMA & TW)	50
DAMAN NEW PLANT	30
LABEL (PRINTING & CUTTING)	17
TOOL ROOM	5
ADDING CAPACITY TO EXISTING PLANTS	23
TOTAL	125

Leverage Position

Particulars in Cr.	Jun-22	Mar-22
Short term Debt	5.42	7.32
Long Term Debt	22.36	25.37
Current Maturities	12.57	11.32
Total Debt	40.36	44.01
Cash & Cash Equivalents	1.86	4.12
Net Debt	38.50	39.89
Equity	477.69	457.1
Net Debt/ Equity	0.08	0.09

Corporate social Responsibility



Setting up of R O Water Plant at Kakinada District of Andhra Pradesh.



Ration Distribution in view of impact of Covid-19 to the needy



Construction of Mahila Bhavan at Sangareddy District of Telangana



Construction of School Building at Annaram, Medak Dist. of Telangana



Contribution to Sight Savers India

THANK YOU