



SURANA TELECOM AND POWER LIMITED

(formerly Surana Telecom Ltd.)

ISO-9001-2008 Certified Company

Registered Office :

Plot No. 214/215 A, Phase II, IDA Cherlapally,
Hyderabad - 500 051. Telangana, India.

Tel: +91-4027845119 / 44665700

Fax: +91-40-27848851

Email: surana@surana.com

Website : www.suranatele.com

CIN No.: L23209TG1989PLC010336

STPL/SECT/013/2022-23

Date: 21st May, 2022

The Secretary, National Stock Exchange of India Ltd., Exchange Plaza, C-1, Block G, Bandra Kurla Complex, Bandra (E), Mumbai- 400 051 Scrip Code: SURANAT&P	The Secretary, BSE Limited, Phiroze Jeejeebhoy Towers, Dalal Street, Mumbai- 400 001 Scrip Code: 517530
--	--

Dear Sir/Madam,

Sub: Outcome of the Board Meeting – Reg.,

Ref: Our Letter No. STPL/SECT/10/2022-23, dated 10th May, 2022.

With reference to the above cited subject, the Board of Directors of the Company at their Meeting held today i.e. Saturday, 21st May, 2022, inter-alia, has transacted the following items of Agenda:


1. Approved and taken on record the Audited Standalone and Consolidated Financial Results of the Company for the fourth quarter and financial year ended on 31st March, 2022, and reports thereon pursuant to Regulation 33 of the SEBI (Listing Obligations and Disclosure Requirements) Regulations, 2015 ('Listing Regulations').
2. Recommended for Re-appointment of M/s. Luharuka & Associates (Firm Registration No. 001882S) as Statutory Auditors of the Company for 2nd term of 5 consecutive years from 2022-2023 to 2026-2027 subject to approval of shareholders of the Company.
3. On recommendations of Nomination and Remuneration Committee, the Board of Directors has re-appointed Shri Narendra Surana (DIN: 00075086) as Managing Director of the Company w.e.f. 23.05.2022 for a further period of 3 years, subject to approval of shareholders of the Company.

Further, please find enclosed herewith the following:

- (i) The Audited Standalone and Consolidated Financial Results of the Company for the fourth quarter and financial year ended on March 31, 2022 ('Financial Results');
- (ii) Audit Report for the Financial Results from our Statutory Auditors, M/s. Luharuka & Associates, Chartered Accountants (Firm Regn. No. 01882S), in terms of Regulation 33 of the Listing Regulations;

Contd...pg 2

A. Pal



::2::

Pursuant to Regulation 33(3)(d) of Listing Regulations and SEBI Circular No. CIR/CFD/CMD/56/2016, dated May 27, 2016, the Company hereby declares that the Statutory Auditors have issued their Audit Report with an unmodified opinion w.r.t. financial results for the quarter/ financial year ended 31st March, 2022.

Kindly take the same on your records.

Thanking you,

Yours Sincerely,

For **SURANA TELECOM AND POWER LIMITED**

A. Rah

ABDUR RAHMAN
COMPANY SECRETARY



Encl: as above

SURANA TELECOM AND POWER LIMITED
(CIN:- L23209TG1989PLC010336)

Statement of Audited Standalone Financial Results for the Quarter and Year ended 31st March, 2022

(Amount in Lakhs)

S. No	Particulars	Quarter Ended			Year ended	
		(Audited)	(Un Audited)	(Audited)	(Audited)	(Audited)
		31.03.2022	31.12.2021	31.03.2021	31.03.2022	31.03.2021
1	Income:					
	Revenue from operations	584.98	503.19	492.06	1,770.04	1,740.75
	Other Income	167.07	53.24	62.81	291.15	249.89
	Total Income	752.05	556.43	554.87	2,061.19	1,990.64
2	Expenditure:					
	Cost of Traded Goods	108.12	43.37	14.86	31.30	25.88
	Employee benefits expense	31.16	30.47	34.55	126.92	101.25
	Finance Cost	60.07	72.84	87.15	291.19	334.29
	Depreciation	117.66	114.47	138.90	462.31	505.19
	Other expenses	173.43	129.64	216.61	558.26	601.63
	Total expenses	490.44	390.79	492.07	1,469.98	1,568.24
3	Profit before tax (1-2)	261.61	165.64	62.80	591.21	422.40
4	Tax expenses					
	Current tax	43.68	27.65	10.59	98.70	70.51
	Deferred tax	5.10	-	3.73	5.10	3.73
5	Total tax expenses	48.78	27.65	14.32	103.80	74.24
	Profit/ (loss) for the period (3-4)	212.83	137.99	48.48	487.41	348.16
6	Other Comprehensive Income(OCI)					
	-	(121.91)	110.99	142.95	60.07	431.60
	Items that will not be reclassified in profit or loss					
	- Income tax relating to items that will not be reclassified to profit or loss					
	Total Other Comprehensive income for the period, net of tax	(121.91)	110.99	142.95	60.07	431.60
7	Total Comprehensive income for the period, net of tax	90.92	248.98	191.43	547.48	779.76
	Paid up Equity Share Capital (Face Value of the Share Rs.1/- each)	1,357.59	1,357.59	1,357.59	1,357.59	1,357.59
	Other Equity				9,831.70	9,284.23
	- Basic	0.16	0.10	0.04	0.36	0.26
	- Diluted	0.16	0.10	0.04	0.36	0.26



For SURANA TELECOM & POWER LIMITED

(Signature)
CHAIRMAN

Notes:

1. The standalone financial results for the quarter and year ended 31st March, 2022 have been audited by the Statutory Auditors of the Company in terms of Regulation 33 of SEBI (Listing Obligations and Disclosure Requirements) Regulations, 2015 and reviewed by the Audit Committee and approved by the Board of Directors at their respective meetings held on 21st May, 2022. The Statutory Auditors of the Company has issued an unmodified audit opinion on the financial results for the quarter and year ended 31st March, 2022.
2. The above financial results are extracted from the Audited Financial Statements, which are prepared in accordance with Indian Accounting Standards (Ind-AS) as prescribed under section 133 of the Companies Act, 2013 read with relevant rules issued thereunder.
3. The figures for the quarters ended 31st March, 2022 and 31st March, 2021 as reported in these financial results, are the balancing figures between audited figures in respect of the full financial years and the published year to date figures up to the end of the third quarter of the current financial year
4. Figures of previous period have been regrouped/reclassified wherever necessary to make them comparable with the figures of the current period.
5. The above results are available on our company's website www.suranatele.com.

FOR SURANA TELECOM AND POWER LIMITED



A handwritten signature in black ink, appearing to read "Devendra Surana".

**DEVENDRA SURANA
CHAIRMAN**

Date: 21.05.2022

Place: Secunderabad




SURANA TELECOM AND POWER LIMITED

(CIN:- L23209TG1989PLC010336)

Standalone - Segment Publication for the Quarter and Year ended 31st March , 2022
(Amount in Lakhs)

Particulars	Quarter Ended			Year ended	
	(Audited)	(Un Audited)	(Audited)	(Audited)	(Audited)
	31.03.2022	31.12.2021	31.03.2021	31.03.2022	31.03.2021
1. Segment Revenue (Net Sale / Income from each Segment)					
a) Renewable Energy (Solar & wind)	529.05	431.46	428.67	1,508.49	1,514.02
b) Trading & Others	55.93	71.72	63.39	261.55	226.73
Total	584.98	503.18	492.06	1,770.04	1,740.75
Net Sales / Income from Operations	584.98	503.18	492.06	1,770.04	1,740.75
2. Segment Results (Profit (+) / Loss (-) before tax and interest from each Segment)					
a) Renewable Energy (Solar & wind)	304.64	210.38	218.76	882.49	837.12
b) Trading & Others	(30.67)	59.11	(18.29)	129.82	96.56
Total	273.97	269.49	200.47	1,012.31	933.68
Less: (i) Interest	60.07	72.84	87.15	291.19	334.29
(ii) Unallocable expenditure net of unallocable income	(47.71)	31.01	50.52	129.91	176.99
Profit before tax	261.61	165.64	62.80	591.21	422.40
3. Segment Assets					
a) Renewable Energy (Solar & wind)	7,774.13	7,778.01	8,161.16	7,774.13	8,161.16
b) Trading & Others	827.76	776.64	817.60	827.76	817.60
Total Segment Assets	8,601.89	8,554.65	8,978.76	8,601.89	8,978.76
Unallocable Assets	4,631.40	5,069.03	5,083.60	4,631.40	5,083.60
Total	13,233.29	13,623.68	14,062.36	13,233.29	14,062.36
4. Segment Liabilities					
a) Renewable Energy (Solar & wind)	725.52	866.77	784.83	725.52	784.83
b) Trading & Others	1.94	39.83	28.10	1.94	28.10
Total Segment Liabilities	727.46	906.60	812.93	727.46	812.93
Unallocable Liabilities	42.16	97.70	35.55	42.16	35.55
Total Liabilities	769.62	1,004.30	848.48	769.62	848.48
Capital Employed					
a) Renewable Energy (Solar & wind)	7,048.62	6,911.24	7,376.33	7,048.62	7,376.33
b) Trading & Others	825.82	736.81	789.50	825.82	789.50
c) Unallocable Assets less Liabilities	4,589.24	4,971.33	5,048.05	4,589.24	5,048.05
Total	12,463.68	12,619.38	13,213.87	12,463.68	13,213.87



For SURANA TELECOM & POWER LIMITED

M. Surana
CHAIRMAN


SURANA TELECOM AND POWER LIMITED

(CIN: L23209TG1989PLC010336)

Statement of Assets and Liabilities (Standalone)

(Amount in lakhs)

S.No.	Particulars	As at 31st March, 2022 (Audited)	As at 31st March, 2021 (Audited)
A Assets			
1	Non-current assets		
	(a) Property, plant and equipment	4,086.90	4,447.21
	(b) Financial Assets		
	- Investments	3,903.00	3,840.50
	- Loans	4,719.88	4,910.78
	-Other non-current Financial assets	37.45	38.03
	Sub-total- Non Current Assets	12,747.22	13,236.53
2	Current assets		
	a) Inventories	111.31	129.57
	(b) Financial assets		
	- Investments	10.00	156.48
	- Trade receivables	254.39	191.08
	- Cash and cash equivalents	0.08	125.73
	- Bank balances other Cash and cash equivalents	62.26	68.44
	- Current tax Assets (net)	1.49	2.89
	(c) Other current assets	46.54	151.63
	Sub-total- Current Assets	486.07	825.83
	TOTAL ASSETS	13,233.29	14,062.36
B EQUITY AND LIABILITIES			
1	Equity		
	(a) Equity share capital	1,357.60	1,357.60
	(b) Reserves and Surplus	9,831.70	9,284.23
	Sub-total Equity	11,189.30	10,641.83
2	Non-current liabilities		
	(a) Financial Liabilities		
	- Borrowings	1,154.09	2,456.87
	- Other financial liabilities	79.61	79.61
	(b) Deferred tax liabilities (Net)	40.67	35.57
	Sub-total- Non Current Liabilities	1,274.37	2,572.05
3	Current liabilities		
	(a) Financial liabilities		
	- Borrowings	719.37	739.41
	(b) - Trade Payables		
	-Total Outstanding dues of Micro and Small Enterprises		
	-Total Outstanding dues of Creditors Other than Micro and Small Enterprises	9.81	34.78
	(c) - Other current financial liabilities	17.48	32.41
	(d) - Provisions	16.50	5.27
	(e) Current Tax Liabilities (Net)	6.46	36.63
	Sub-total- Current Liabilities	769.62	848.48
	TOTAL EQUITY AND LIABILITIES	13,233.29	14,062.36



For SURANA TELECOM & POWER LIMITED

M. Surana
CHAIRMAN

SURANA TELECOM AND POWER LIMITED

CIN:- L23209TG1989PLC010336

STANDALONE CASH FLOW STATEMENT FOR THE YEAR ENDED 31ST MARCH, 2022


(Amount in Lakhs)

Particulars	For the Year 2021-22		For the Year 2020-21	
CASH FLOW FROM OPERATING ACTIVITIES				
Net Profit (Loss) before Tax and Exceptional Items		591.21		422.40
Adjustments for Non-Operating Activities:				
Sundry Balances written off	5.42		0.56	
Loss due to accident			4.52	
Sundry Balances written back	(22.31)		(1.67)	
(Profit)/loss on Sale of Investments	(0.97)		(0.06)	
(Profit)/loss on Sale of Assets			(16.20)	
Interest Paid	291.19		334.29	
Depreciation & amortisation	482.66		525.54	
Interest income	(252.80)		(231.92)	
		<u>503.19</u>		<u>615.07</u>
Operating Profit before Working Capital Changes		<u>1,094.40</u>		<u>1,037.47</u>
Adjustments for Working Capital Changes:				
(Increase)/ Decrease in Inventories	18.26		(30.87)	
(Increase)/ Decrease in Other Current and non current assets	105.68		(47.04)	
(Increase)/ Decrease in Trade Receivables	(68.73)		55.80	
(decrease)/ Increase in Trade payables and other liabilities	(21.60)		(220.21)	
Cash Generation From Operations		33.61		(242.32)
Direct Taxes (Net)		(97.30)		(93.38)
Net Cash from Operating Activities (A)		1,030.71		701.77
CASH FLOW FROM INVESTING ACTIVITIES				
Purchase of Fixed Assets	(122.35)		(20.98)	
Sale of Fixed Assets (net)	-		48.66	
Loans & advances to subsidiary company	(239.63)		891.28	
Loans & advances to other body corporates	430.53		(619.32)	
Investment in shares (Net)	145.03		(628.46)	
Interest received	252.80		231.92	
Net Cash from Investing Activities (B)		466.39		(96.90)
CASH FLOW FROM FINANCING ACTIVITIES				
Proceeds/(Repayment) from borrowings	(1,593.00)		(184.84)	
Proceeds/(Repayment) from others	270.19			
Interest Paid	(291.19)		(335.35)	
Dividend Paid	(14.93)		(4.45)	
(Increase)/Decrease in restricted deposits	6.18		(0.53)	
Net Cash from Financing Activities (C)		(1,622.75)		(525.18)
Net Increase (Decrease) in Cash and Cash Equivalent (A+B+C)		(125.66)		79.69
Cash and Cash Equivalent at the beginning		125.73		46.04
Cash and Cash Equivalent at the end		0.08		125.73
Net Increase (Decrease) in Cash and Cash Equivalent (A+B+C)		(125.66)		79.69

Notes:

- 1 Components of cash and cash equivalents
Cash on hand
Balances with bank

	As on	As on
	31.03.2022	31.03.2021
	0.08	0.01
	-	125.73
Total	0.08	125.73



For SURANA TELECOM & POWER LIMITED

Surana
CHAIRMAN



Luharuka & Associates
Chartered Accountants

Networking Member of:

Singhi & Affiliates

Kolkata, India

5-4-187/3&4, 2nd Floor, Soham Mansion, M. G. Road, Ranigunj, Secunderabad - 500 003.

☎ : 040-2754 2635, 2754 1015 E-mail: luharukaca@gmail.com

Independent Auditor's Report on Quarterly and year to date Audited Financial results of Surana Telecom and Power Limited pursuant to Regulation 33 of SEBI (Listing Obligation and Disclosures Requirement) Regulations 2015, as amended.

To
**Board of Directors of
Surana Telecom and Power Limited**

Report on the Audit of Standalone Annual Financial Results

Opinion:

We have audited the Standalone Financial Results for the quarter and year ended March 31, 2022, ("the statement") of **Surana Telecom and Power Limited ("the company")**, being submitted by the company pursuant to the requirement of Regulation 33 of the SEBI (Listing Obligations and Disclosure Requirements) Regulations, 2015, as amended ("Listing Regulations").

In our opinion and to the best of our information and according to the explanations given to us, the statement:


- (i) is presented in accordance with the requirements of the regulation 33 of SEBI (Listing Obligations and Disclosure Requirements) Regulations, 2015, as amended ("Listing Regulations"),
- (ii) gives a true and fair view in conformity with the applicable Indian accounting standards and other accounting principles generally accepted in India of the net loss, other comprehensive income and other financial information of the company for the quarter and year ended March 31, 2022.

Basis for Opinion:

We conducted our audit in accordance with the Standards on Auditing (SAs) specified under section 143(10) of the Companies Act 2013, as amended ("the Act"). Our responsibilities under those Standards are further described in the "Auditors' Responsibilities for the Audit of Standalone Financial Results" section of our report. We are independent of the Company in accordance with the Code of Ethics issued by The Institute of Chartered Accountant of India together with the ethical requirements that are relevant to our audit of the financial statements under the provisions of the Act and the Rules thereunder, and we have fulfilled our other ethical responsibilities in accordance with these requirements and the Code of Ethics. We believe that the audit evidence obtained by us is sufficient and appropriate to provide a basis for our opinion.

Management's Responsibility for the Financial Statements:

The Statement has been prepared on the basis of Standalone annual financial statement. The Company's Board of Directors are responsible for the preparation and presentation of the statement that give a true and fair view of the net loss and other comprehensive income and other financial



Kolkata

New Delhi

Mumbai

Chennai

Guwahati

Bengaluru

information of the Company in accordance with the applicable accounting standards prescribed under Section 133 of the Act with relevant Rules issued thereunder and other accounting principles generally accepted in India and in compliance with Regulations 33 of the Listing Regulations. This responsibility also includes maintenance of adequate accounting records in accordance with the provisions of the Act for safeguarding of the assets of the Company and for preventing and detecting frauds and other irregularities; selection and application of appropriate accounting policies; making judgments and estimates that are reasonable and prudent; and design, implementation and maintenance of adequate internal financial controls, that were operating effectively for ensuring the accuracy and completeness of the accounting records, relevant to the preparation and presentation of the Statements that give a true and fair view and are free from material misstatement, whether due to fraud or error.

In preparing the Statement, the Board of Directors of the entities are responsible for assessing the Company's ability to continue as a going concern, disclosing, as applicable, matters related to going concern and using the going concern basis of accounting unless the Board of Directors either intends to liquidate the Company or to cease operations, or has no realistic alternative but to do so.


The Board of Directors are responsible for overseeing the Company's financial reporting process.

Auditor's Responsibilities for the Audit of the Standalone Annual Financial Results:

Our objectives are to obtain reasonable assurance about whether the Statement as a whole are free from material misstatement, whether due to fraud or error, and to issue an auditor's report that includes our opinion. Reasonable assurance is a high level of assurance, but is not a guarantee that an audit conducted in accordance with SAs will always detect a material misstatement when it exists. Misstatements can arise from fraud or error and are considered material if, individually or in aggregate, they could reasonably be expected to influence the economic decisions of users taken on the basis of the Statement.

As part of an audit in accordance with SAs, we exercise professional judgment and maintain professional skepticism throughout the audit. We also:

- Identify and assess the risks of material misstatement of the Statement, whether due to fraud or error, design and perform audit procedures responsive to those risks, and to obtain audit evidence that is sufficient and appropriate to provide a basis for our opinion. The risk of not detecting a material misstatement resulting from fraud is higher than for one resulting from error, as fraud may involve collusion, forgery, intentional omissions, misrepresentations, or the override of internal control.
- Obtain an understanding of internal control relevant to the audit in order to design audit procedures that are appropriate in the circumstances. Under Section 143(3)(i) of the Act, we are also responsible for expressing our opinion on whether the company has adequate internal financial controls with reference to financial statements in place and the operating effectiveness of such controls.
- Evaluate the appropriateness of accounting policies used and the reasonableness of accounting estimates and related disclosures made by the Board of Directors.
- Conclude on the appropriateness of the Board of Directors' use of the going concern basis of accounting and, based on the audit evidence obtained, whether a material uncertainty exists related to events or conditions that may cast significant doubt on the appropriateness of this assumption. If we conclude that a material uncertainty exists, we are required to draw attention in our auditor's report to the related disclosures in the financial results or, if such disclosures are inadequate, to modify our opinion. Our conclusions are based on the audit evidence obtained



up to the date of our auditor's report. However, future events or conditions may cause the Company to cease to continue as a going concern.

- Evaluate the overall presentation, structure and content of the Statement, including the disclosures, and whether the Statement represent the underlying transactions and events in a manner that achieves fair presentation.

Materiality is the magnitude of misstatements in Standalone Financial Statements that, individually or in aggregate, makes it probable that the economic decisions of reasonably knowledgeable user of Standalone Financial Results may be influenced. We consider quantitative materiality and qualitative factors in (i) planning the scope of our audit work and in evaluating the results of our work; and (ii) to evaluate the effect of any identified misstatements in Standalone Financial Statements.

We communicate with those charged with governance regarding, among other matters, the planned scope and timing of the audit and significant audit findings, including any significant deficiencies in internal control that we identify during our audit.


We also provide those charged with governance with a statement that we have complied with relevant ethical requirements regarding independence, and to communicate with them all relationships and other matters that may reasonably be thought to bear on our independence, and where applicable, related safeguards.

Other Matters:

The Statement includes the results for the quarter ended March 31, 2022 being the balancing figures between audited figures in respect of the full financial year ending March 31, 2022 and published unaudited year to date figures up to the third quarter of the current financial year, which were subject to limited review by us, as required under listing regulations.

Our opinion is not modified in respect of these other matters.

Place: Secunderabad
Dated: 21st May, 2022



For Luharuka & Associates
Chartered Accountants
Firm Registration Number: 01882S

A handwritten signature in black ink, appearing to be "Rameshchand Jain".

(Rameshchand Jain)
Partner

Membership No. 023019

UDIN:

22023019AJ15ZL4793


SURANA TELECOM AND POWER LIMITED

(CIN:- L23209TG1989PLC010336)

Statement of Audited Consolidated Financial Results for the Quarter and Year ended 31st March, 2022

(Amount in Lakhs)

S. No	Particulars	Quarter Ended			Year ended	
		(Audited)	(Un Audited)	(Audited)	(Audited)	(Audited)
		31.03.2022	31.12.2021	31.03.2021	31.03.2022	31.03.2021
1	Income:					
	Revenue from operations	849.42	863.02	817.70	2,944.58	2,928.78
	Other Income	142.25	28.65	52.21	387.66	166.87
	Total Income	991.67	891.67	869.91	3,332.24	3,095.65
2	Expenditure:					
	Cost of Traded Goods	108.12	43.37	11.46	31.30	25.88
	Employee benefits expense	45.27	44.75	47.98	181.87	150.61
	Finance Cost	75.49	92.35	111.97	368.74	450.31
	Depreciation	269.85	268.76	310.10	1,077.38	1,199.91
	Other expenses	235.01	171.50	306.14	752.26	867.15
	Total expenses	733.74	620.74	787.65	2,411.55	2,693.86
3	Profit before tax (1-2)	257.93	270.93	82.26	920.69	401.79
4	Tax expenses					
	Current tax	52.40	44.88	17.00	161.70	92.46
	Deferred tax	(32.60)	-	(31.38)	(32.60)	(31.38)
5	Total tax expenses	19.80	44.88	(14.38)	129.10	61.07
	Profit/ (loss) for the period (3-4)	238.14	226.05	96.64	791.60	340.71
6	Other Comprehensive Income(OCI)					
	- Items that will not be reclassified in profit or loss	(121.90)	110.98	142.95	60.07	431.60
	- Income tax relating to items that will not be reclassified to profit or loss	-	-	-	-	-
	Total Other Comprehensive income for the period, net of tax	(121.90)	110.98	142.95	60.07	431.60
7	Total Comprehensive income for the period, net of tax	116.23	337.03	239.59	851.66	772.31
	Profit for the year attributable to					
	-Owners of the Company	227.90	183.89	66.35	649.49	368.83
	-Non controlling interest	10.24	42.16	30.29	142.11	(28.11)
	Other Comprehensive income attributable to					
	-Owners of the Company	(121.90)	110.98	142.95	60.07	431.60
	-Non controlling interest					
	Total Comprehensive income attributable to					
	-Owners of the Company	106.00	294.87	209.30	709.55	800.43
	-Non controlling interest	10.24	42.16	30.29	142.11	(28.11)
	Paid up Equity Share Capital (Face Value of the Share Rs.1/- each)	1,357.59	1,357.59	1,357.59	1,357.59	1,357.59
	Other Equity				10,403.00	9,658.49
	Earnings Per Share(EPS) (Not annualised)					
	- Basic	0.18	0.17	0.07	0.58	0.25
	- Diluted	0.18	0.17	0.07	0.58	0.25




For SURANA TELECOM & POWER LIMITED

(Signature)
CHAIRMAN

Notes:


1. The Consolidated financial results for the quarter and year ended 31st March, 2022 have been audited by the Statutory Auditors of the Company in terms of Regulation 33 of SEBI (Listing Obligations and Disclosure Requirements) Regulations, 2015 and reviewed by the Audit Committee and approved by the Board of Directors at their respective meetings held on 21st May, 2022. The Statutory Auditors of the Company has issued an unmodified audit opinion on the financial results for the quarter and year ended 31st March, 2022.
2. The above financial results are extracted from the Audited Financial Statements, which are prepared in accordance with Indian Accounting Standards (Ind-AS) as prescribed under section 133 of the Companies Act, 2013 read with relevant rules issued thereunder.
3. The figures for the quarters ended 31st March, 2022 and 31st March, 2021 as reported in these financial results, are the balancing figures between audited figures in respect of the full financial years and the published year to date figures up to the end of the third quarter of the current financial year
4. Figures of previous period have been regrouped/reclassified wherever necessary to make them comparable with the figures of the current period.
5. The above results are available on our company's website www.suranatele.com.

FOR SURANA TELECOM AND POWER LIMITED




DEVENDRA SURANA
CHAIRMAN

Date: 21.05.2022
Place: Secunderabad




SURANA TELECOM AND POWER LIMITED

(CIN: L23209TG1989PLC010336)

Consolidated - Segment Publication for the Quarter and Year ended 31st March, 2022

(Amount in Lakhs)

Particulars	Quarter ended			Year ended	
	(Audited)	(Un Audited)	(Audited)	(Audited)	(Audited)
	31.03.2022	31.12.2021	31.03.2021	31.03.2022	31.03.2021
1. Segment Revenue (Net Sale / Income from each Segment)					
a) Renewable Energy (Solar & wind)	773.89	787.93	764.84	2,660.07	2,704.78
b) Trading & Others	75.53	75.09	52.86	284.51	224.00
Total	849.42	863.02	817.70	2,944.58	2,928.78
Net Sales / Income from Operations	849.42	863.02	817.70	2,944.58	2,928.78
2. Segment Results (Profit (+) / Loss (-) before tax and interest from each Segment)					
a) Renewable Energy (Solar & wind)	300.96	315.67	277.33	1,072.32	1,019.36
b) Trading & Others	(30.67)	59.13	(18.29)	269.47	96.56
Total	270.29	374.80	259.04	1,341.79	1,115.92
Less: (i) Interest	75.49	92.35	111.97	368.74	450.31
(ii) Unallocable expenditure net of unallocable income	(63.13)	11.52	64.81	52.36	263.82
Profit before tax	257.93	270.93	82.26	920.69	401.79
3. Segment Assets					
a) Renewable Energy (Solar & wind)	9,648.56	10,179.33	10,772.71	9,648.56	10,772.71
b) Trading & Others	827.76	791.42	817.60	827.76	817.60
Total Segment Assets	10,476.31	10,970.75	11,590.31	10,476.31	11,590.31
Unallocable Assets	5,319.96	5,428.57	5,539.51	5,319.96	5,539.51
Total	15,796.27	16,399.33	17,129.82	15,796.27	17,129.82
4. Segment Liabilities					
a) Renewable Energy (Solar & wind)	53.03	382.06	514.64	53.03	514.64
b) Trading & Others	1.94	39.83	28.10	1.94	28.10
Total Segment Liabilities	54.97	421.89	542.74	54.97	542.74
Unallocable Liabilities	805.46	956.07	798.12	805.46	798.12
Total Liabilities	860.42	1,377.96	1,340.86	860.42	1,340.86
Capital Employed					
a) Renewable Energy (Solar & wind)	9,595.53	9,797.27	10,258.07	9,595.53	10,258.07
b) Trading & Others	825.82	751.59	789.50	825.82	789.50
c) Unallocable Assets less Liabilities	4,514.50	4,472.50	4,741.39	4,514.50	4,741.39
Total	14,935.85	15,021.36	15,788.96	14,935.85	15,788.96



For SURANA TELECOM & POWER LIMITED

M. Surana
CHAIRMAN


SURANA TELECOM AND POWER LIMITED

(CIN: L23209TG1989PLC010336)

Statement of Assets and Liabilities (Consolidated)

(Amount in lakhs)

S.No.	Particulars	As at 31st March, 2022 (Audited)	As at 31st March, 2021 (Audited)
A	Assets		
	Non-current assets		
	(a) Property, plant and equipment	7,863.19	8,901.03
	(b) Capital work-in Progress	1,365.70	1,371.81
	(c) Financial Assets		
	- Investments	2,367.06	2,269.62
	- Loans	2,474.94	2,905.47
	-Other non-current Financial assets	40.88	39.18
	(d) Deferred Tax assets	121.76	89.16
	Sub-total- Non Current Assets	14,233.54	15,576.27
2	Current assets		
	a) Inventories	111.31	129.57
	(b) Financial assets		
	- Investments	10.00	156.48
	- Trade receivables	1,169.47	748.42
	- Cash and cash equivalents	62.66	144.26
	- Bank balances other Cash and cash equivalents	142.41	173.52
	(c) Current tax Assets (net)	-	25.07
	(d) Other current assets	66.90	176.22
	Sub-total- Current Assets	1,562.74	1,553.55
	TOTAL ASSETS	15,796.28	17,129.82
B	EQUITY AND LIABILITIES		
1	Equity		
	(a) Equity share capital	1,357.60	1,357.60
	(b) Reserves and Surplus	10,403.00	9,658.49
	Sub-total Equity	11,760.60	11,016.09
2	Non Controlling Interest	1,341.76	1,199.65
3	Non-current liabilities		
	(a) Financial Liabilities		
	- Borrowings	1,753.88	3,493.60
	- Other non current financial liabilities	79.61	79.61
	Sub-total- Non Current Liabilities	3,175.26	4,772.86
4	Current liabilities		
	(a) Financial liabilities		
	- Borrowings	766.24	969.24
	- Trade Payables		
	-Total Outstanding dues of Micro and Small Enterprises	-	-
	-Total Outstanding dues of Creditors Other than Micro and Small Enterprises	9.81	35.98
	- Other current financial liabilities	17.48	32.41
	(b) Provisions	20.59	13.85
	(c) Other Current Liabilities	34.09	289.39
	(d) Current tax Liabilities (Net)	12.21	-
	Sub-total- Current Liabilities	860.42	1,340.87
	TOTAL EQUITY AND LIABILITIES	15,796.28	17,129.82



For SURANA TELECOM & POWER LIMITED

Surana
CHAIRMAN

SURANA TELECOM AND POWER LIMITED

CIN:- L23209TG1989PLC010336

CONSOLIDATED CASH FLOW STATEMENT FOR THE YEAR ENDED 31ST MARCH, 2022

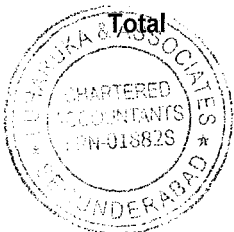
(Amount in lakhs)

Particulars	For the Year 2021-22		For the Year 2020-21	
CASH FLOW FROM OPERATING ACTIVITIES				
Net Profit (Loss) before Tax and Exceptional Items		920.69		401.79
Adjustments for Non-Operating Activities:				
Sundry Balances written off	5.42		1.72	
Loss due to accident	10.92		26.57	
Loss on sale of assets	12.05		-	
Sundry Balances written back	(27.76)		(1.67)	
(Profit)/loss on Sale of Assets	(139.66)		(15.55)	
(Profit)/loss on Sale of Investments	(0.97)		(0.06)	
Interest Paid	368.74		450.31	
Depreciation & amortisation	1,097.73		1,220.26	
Interest income	(197.81)		(149.47)	
		<u>1,128.66</u>		<u>1,532.12</u>
Operating Profit before Working Capital Changes		<u>2,049.36</u>		<u>1,933.91</u>
Adjustments for Working Capital Changes:				
(Increase)/ Decrease in Inventories	18.26		(30.87)	
(Increase)/ Decrease in Other assets	107.63		(55.12)	
(Increase)/ Decrease in Trade Receivables	(426.47)		(236.70)	
(decrease)/ Increase in Trade payables and other liabilities	(257.24)		36.28	
Cash Generation From Operations		(557.81)		(286.40)
Direct Taxes (Net)		(124.42)		(74.73)
Net Cash from Operating Activities (A)		1,367.13		1,572.78
CASH FLOW FROM INVESTING ACTIVITIES				
Purchase of Fixed Assets	(137.35)		(1,701.26)	
Sale of Fixed Assets (net)	200.25		181.92	
Loans & advances made	430.53		348.55	
Investment in shares (Net)	145.03		35.54	
Interest received	197.81		150.54	
Net Cash from Investing Activities (B)		836.26		(984.71)
CASH FLOW FROM FINANCING ACTIVITIES				
Proceeds/(Repayment) from borrowings	(2,161.23)		(32.10)	
Proceeds/(Repayment) from others	218.52		40.33	
Interest Paid	(368.74)		(451.37)	
Dividend Paid	(4.65)		(4.45)	
(Increase)/Decrease in restricted deposits	31.11		(86.17)	
Net Cash from Financing Activities (C)		(2,284.99)		(533.76)
Net Increase (Decrease) in Cash and Cash Equivalent (A+B+C)		(81.60)		54.32
Cash and Cash Equivalent at the beginning		144.26		89.95
Cash and Cash Equivalent at the end		62.66		144.26
Net Increase (Decrease) in Cash and Cash Equivalent (A+B+C)		(81.60)		54.32

Notes:

- 1 Components of cash and cash equivalents
 Cash on hand
 Balances with bank

	As on	As on
	<u>31.03.2022</u>	<u>31.03.2021</u>
	2.20	2.07
	60.46	142.19
Total	<u>62.66</u>	<u>144.26</u>



For SURANA TELECOM & POWER LIMITED

M. S. Surana
 CHAIRMAN



5-4-187/3&4, 2nd Floor, Soham Mansion, M. G. Road, Ranigunj, Secunderabad - 500 003.

☎ : 040-2754 2635, 2754 1015 E-mail: luharukaca@gmail.com

Independent Auditor's Report on Quarterly and year to date Audited Financial results of Surana Telecom and Power Limited pursuant to Regulation 33 of SEBI (Listing Obligation and Disclosures Requirement) Regulations 2015, as amended.

To
Board of Directors of
Surana Telecom and Power Limited


Report on the Audit of Consolidated Annual Financial Results

Opinion:

We have audited the Consolidated Financial Results for the quarter and year ended March 31, 2022, ("the statement") of **Surana Telecom and Power Limited ("Holding company")**, and its four subsidiaries (collectively referred to as "the Company" or "the Group"), being submitted by the company pursuant to the requirement of Regulation 33 of the SEBI (Listing Obligations and Disclosure Requirements) Regulations, 2015, as amended ("Listing Regulations").

In our opinion and to the best of our information and according to the explanations given to us, The Statement

- (i) The Statement includes the results of one associate company, 'Surana Solar Limited' and following four subsidiary companies, namely:
 - (a) 'Tejas India Solar Energy Private Limited'
 - (b) 'Surana Solar Systems Private Limited'
 - (c) 'Aryavaan Renewable Energy Private Limited' and
 - (d) 'Bhagyanagar Green Energy Private Limited'
- (ii) Is presented in accordance with the requirements of the Listing Regulations in this regard; and
- (iii) Gives a true and fair view in conformity with the applicable Indian Accounting Standards and other accounting principles generally accepted in India, of the consolidated net profit, other comprehensive income and other financial information of the Group for the quarter and year ended March 31, 2022.



Basis for Opinion:

We conducted our audit in accordance with the Standards Auditing (SAs) specified under section 143(10) of the Companies Act 2013, as amended ("the Act"). Our responsibilities under those Standards are further described in the "Auditors' Responsibilities for the Audit of the Consolidated Financial Results" section of our report. We are independent of the Group in accordance with the 'Code of Ethics' issued by The Institute of Chartered Accountant of India together with the ethical requirements that are relevant to our audit of the financial statements under the provisions of the Act and the Rules thereunder, and we have fulfilled our other ethical responsibilities in accordance with these requirements and the Code of Ethics. We believe that the audit evidence obtained by us is sufficient and appropriate to provide a basis for our opinion.

Management's Responsibility for the Consolidated Annual Financial Results:


The Statement has been prepared on the basis of consolidated annual financial statements. The Holding Company's Board of Directors are responsible for the preparation and presentation of the Statement that give a true and fair view of the net profit and other comprehensive income and other financial information of the Group in accordance with the applicable accounting standards prescribed under Section 133 of the Act with relevant Rules issued thereunder and other accounting principles generally accepted in India and in compliance with the Listing Regulations. This responsibility also includes maintenance of adequate accounting records in accordance with the provisions of the Act for safeguarding of the assets of the Group and for preventing and detecting frauds and other irregularities; selection and application of appropriate accounting policies; making judgments and estimates that are reasonable and prudent; and design, implementation and maintenance of adequate internal financial controls, that were operating effectively for ensuring the accuracy and completeness of the accounting records, relevant to the preparation and presentation of the Statement that give a true and fair view and are free from material misstatement, whether due to fraud or error which has been used for the purpose of preparation of the Statement by the Directors of the Holding Company, as aforesaid.

In preparing the Statement, the respective Board of Directors of the companies included in the Group are responsible for assessing the ability of the Group to continue as a going concern, disclosing, as applicable, matters related to going concern and using the going concern basis of accounting unless the respective Board of Directors either intends to liquidate the Group or to cease operations, or has no realistic alternative but to do so.

The respective Board of Directors of the companies included in the Group are responsible for overseeing the financial reporting process of the Group.

Auditor's Responsibilities for the Audit of the Consolidated Annual Financial Results:

Our objectives are to obtain reasonable assurance about whether the Statement as a whole are free from material misstatement, whether due to fraud or error, and to issue an auditor's report that includes our opinion. Reasonable assurance is a high level of assurance, but is not a guarantee that an audit conducted in accordance with SAs will always detect a material misstatement when it exists. Misstatements can arise from fraud or error and are considered material if, individually or in aggregate, they could reasonably be expected to influence the economic decisions of users taken on the basis of the Statement.




As part of an audit in accordance with SAs, we exercise professional judgment and maintain professional skepticism throughout the audit. We also:

- Identify and assess the risks of material misstatement of the Statement, whether due to fraud or error, design and perform audit procedures responsive to those risks, and to obtain audit evidence that is sufficient and appropriate to provide a basis for our opinion. The risk of not detecting a material misstatement resulting from fraud is higher than for one resulting from error, as fraud may involve collusion, forgery, intentional omissions, misrepresentations, or the override of internal control.
- Obtain an understanding of internal control relevant to the audit in order to design audit procedures that are appropriate in the circumstances. Under Section 143(3)(i) of the Act, we are also responsible for expressing our opinion on whether the company has adequate internal financial controls with reference to financial statements in place and the operating effectiveness of such controls.
- Evaluate the appropriateness of accounting policies used and the reasonableness of accounting estimates and related disclosures made by the Board of Directors.
- Conclude on the appropriateness of the Board of Directors' use of the going concern basis of accounting and, based on the audit evidence obtained, whether a material uncertainty exists related to events or conditions that may cast significant doubt on the appropriateness of this assumption. If we conclude that a material uncertainty exists, we are required to draw attention in our auditor's report to the related disclosures in the financial results or, if such disclosures are inadequate, to modify our opinion. Our conclusions are based on the audit evidence obtained up to the date of our auditor's report. However, future events or conditions may cause the Group to cease to continue as a going concern.
- Evaluate the overall presentation, structure and content of the Statement, including the disclosures, and whether the Statement represent the underlying transactions and events in a manner that achieves fair presentation.
- Perform procedures in accordance with circular issued by the SEBI under regulation 33(8) of the Listing Regulations to the extent applicable.
- Obtain sufficient appropriate audit evidence regarding the financial results of the entities within the Group to express an opinion on the consolidated annual financial results. We are responsible for the direction, supervision and performance of the audit of financial information of such entities included in the consolidated financial results of which we are the independent auditors.

Materiality is the magnitude of misstatements in annual consolidated Financial Statements that, individually or in aggregate, makes it probable that the economic decisions of reasonably knowledgeable user of Annual consolidated Financial Results may be influenced. We consider quantitative materiality and qualitative factors in (i) planning the scope of our audit work and in evaluating the results of our work; and (ii) to evaluate the effect of any identified misstatements in Annual Consolidated Financial Statements.

We communicate with those charged with governance of the Holding Company and such other entities included in the consolidated annual financial results of which we are the independent auditors regarding, among other matters, the planned scope and timing of the audit and significant audit findings, including any significant deficiencies in internal control that we identify during our audit.

We also provide those charged with governance with a statement that we have complied with relevant ethical requirements regarding independence, and to communicate with them all relationships and other matters that may reasonably be thought to bear on our independence, and where applicable, related safeguards.




We also performed procedures in accordance with the circular No CIR/CFD/CMDI/44/2019 issued by the SEBI under Regulation 33(8) of the Listing Regulations, as amended, to the extent applicable.

Other Matters:

The consolidated annual financial results include the results for the quarter ended March 31, 2022 being the balancing figure between the audited figures in respect of the full financial year and the published unaudited year to date figures up to the third quarter of the current financial year which were subject to limited review by us.

Our report is not modified in respect of these other matters.

Place: Secunderabad
Dated: 21st May, 2022



For Luharuka & Associates
Chartered Accountants
Firm Registration Number: 01882S

A handwritten signature in black ink, appearing to be "Rameshchand Jain".

(Rameshchand Jain)
Partner

Membership No. 023019
UDIN: 22023019AJITCN6379