



February 13, 2020

The Deputy Manager
Dept. of Corporate Services
BSE Limited P J Towers, Dalal Street,
Mumbai — 400 001.

Ref: Scrip Code BSE — 511092

**Sub: Submission of Q-III Results along with Limited Review Report by Statutory
Auditors**

Pursuant to Regulation 30 of the SEBI (Listing Obligations and Disclosure Requirements) Regulations, 2015, we wish to inform you that the Board of Directors of the Company, at their meeting held on 13th February, 2020, had considered and approved the Unaudited Standalone Financial Results for the Quarter and nine months ended 31st December, 2019.

Pursuant to Regulation 33 of SEBI (Listing Obligations and Disclosure Requirements) Regulations, 2015, we are enclosing herewith the following:

1. Unaudited Standalone Financial results for the Quarter and nine months ended 31st December, 2019.
2. Limited Review Report of the Statutory Auditors in respect of Unaudited Financial Results for the Quarter and nine months ended 31st December, 2019.

The meeting commenced at 3:00 pm and concluded at 3:30 pm.

This is for your information and record.

Thanking You,

Yours Faithfully,

**FOR JMD VENTURES LIMITED LIMITED
JMD VENTURES LIMITED**

Dhruva Narayan Jha

Director/Authorised Signatory

DHURVA NARAYAN JHA

MANAGING DIRECTOR

DIN: 01286654

Enclosed: a/a

JMD VENTURES LIMITED

Regd. Office : Unit No. 323/324, 3rd Floor, Building No. 9, Laxmi Plaza, New Link Road, Andheri (West), Mumbai-400053.



CIN : L67190MH2000PLC033180, Email : jmdtele@gmail.com, Website : www.jmdlimited.com

Statement of Standalone Unaudited Financial Results for the Quarter & Nine Months ended 31st December 2019

Rs. in Lakhs

Sr. No.	Particulars	3 Months ended	Preceding 3	Corresponding	9 Months	Corresponding 9	Year to date
		31.12.2019	Months ended	3 Months	ended	Months ended	figures as on
		Un-Audited	30.09.2019	ended	31.12.2019	31.12.2018	31.03.2019
			Un-Audited	Un-Audited	Un-Audited	Un-Audited	Audited
I	Revenue from Operations	3,275	7,900	0.160	19,665	12,690	22,460
II	Other Income/(Loss)	-	-	-	-	2,100	-
III	Total Income (I+II)	3,275	7,900	0.160	19,665	14,790	22,460
IV	Expenses						
	Cost of Material Consumed	-	-	-	-	-	-
	Purchases	-	-	-	-	-	-
	Changes in Inventories of Finished Goods, Work-in-Progress and Stock-in-Trade	-	-	-	-	-	30,340
	Employees Benefit Expenses	4,300	5,800	4,570	15,970	13,170	23,500
	Finance Costs	-	-	-	-	-	-
	Depreciation & Amortization Expenses	3,210	3,210	3,760	9,630	11,280	16,190
	Other Expenses	2,170	2,600	12,350	12,190	20,650	30,360
	Total Expenses (IV)	9,680	11,610	20,680	37,790	45,100	100,390
V	Profit / (Loss) before Tax & Exceptional Items (III-IV)	(6,405)	(3,710)	(20,520)	(18,125)	(30,310)	(77,930)
VI	Exceptional Items	-	-	-	-	-	-
VII	Profit / (Loss) before Tax (V-VI)	(6,405)	(3,710)	(20,520)	(18,125)	(30,310)	(77,930)
VIII	Tax Expenses						
	Current	-	-	-	-	-	-
	Deferred Tax	(0,323)	(0,323)	-	(0,958)	-	(2,110)
	Total Tax Expenses (VIII)	(0,323)	(0,323)	-	(0,958)	-	(2,110)
IX	Profit for the Period / Year from continuing operations (VII-VIII)	(6,082)	(3,387)	(20,520)	(17,167)	(30,310)	(75,820)
X	Other Comprehensive Income	-	-	-	-	-	-
	A. Items that will not be classified to Profit or Loss	-	-	-	-	-	-
	i) Remeasurements of the defined measurement plan	-	-	-	-	-	-
	ii) Income Tax relating to Items that will not be reclassified to Profit or Loss	-	-	-	-	-	-
	B. i) Items may be classified to Profit or Loss	-	-	-	-	-	-
	ii) Income Tax relating to Items that may be reclassified to Profit or Loss	-	-	-	-	-	-
	Total other Comprehensive Income (X)	-	-	-	-	-	-
XI	Total Comprehensive Income for the Period / Year (IX+X)	(6,082)	(3,387)	(20,520)	(17,167)	(30,310)	(75,820)
XII	Paid-up Equity Share Capital (Face Value of Rs. 10/- each)	1,442,920	1,442,920	1,442,920	1,442,920	1,442,920	1,442,920
XIII	Other Equity						2,141,400
XIV	Earnings per Share (Face Value of Rs. 10/- each)						
	a) Basic	(0.042)	(0.023)	(0.142)	(0.119)	(0.210)	(0.525)
	b) Diluted	(0.042)	(0.023)	(0.142)	(0.119)	(0.210)	(0.525)

Note : Please refer accompanied Notes to Financial Results



JMD VENTURES LIMITED

Regd. Office : Unit No. 323/324, 3rd Floor, Building No. 9, Laxmi Plaza, New Link Road, Andheri (West), Mumbai-400053.

CIN : L67190MH2000PLC033180, Email : jmdtele@gmail.com, Website : www.jmdlimited.com

Statement of Standalone Un-Audited Segment Results for the Quarter & Nine Months ended 31st December, 2019

Rs. in Lakhs

Sr. No.	Particulars	3 Months ended	Preceding 3	Corresponding	9 Months ended	Corresponding 9	Year to date
		31.12.2019	Months ended	3 Months	31.12.2019	Months ended	figures as on
		Un-Audited	30.09.2019	ended	Un-Audited	31.12.2018	31.03.2019
			Un-Audited	Un-Audited		Un-Audited	Audited
1	Segment Revenue						
	Software & Hardware Segment	-	-	-	-	-	-
	Music Segment	3.275	7.900	0.160	19.665	12.690	22.460
	Finance & Investment Segment	-	-	-	-	-	-
	Other Unallocable Segment	-	-	-	-	2.100	-
	Total Segment Revenue	3.275	7.900	0.160	19.665	14.790	22.460
2	Less : Inter-Segment Revenue	-	-	-	-	-	-
3	Net Segment Revenue (1-2)	3.275	7.900	0.160	19.665	14.790	22.460
4	Segment Results Profit / (Loss) before Tax, Interest, Depreciation and Amortization Expenses						
	Software & Hardware Segment	-	-	-	-	-	(18.580)
	Music Segment	(6.405)	(3.170)	(2.310)	(18.125)	(15.580)	(43.160)
	Finance & Investment Segment	-	-	(13.080)	-	(10.980)	(16.190)
	Other Unallocable Activities	-	-	(5.130)	-	(3.750)	-
	Total Segment Profit / (Loss)	(6.405)	(3.170)	(20.520)	(18.125)	(30.310)	(77.930)
5	Less :						
	Finance Cost	-	-	-	-	-	-
	Other Unallocable Expenses	-	-	-	-	-	-
	Total	(6.405)	(3.170)	(20.520)	(18.125)	(30.310)	(77.930)
6	Add : Unallocable Income	-	-	-	-	-	-
7	Total Profit before Tax	(6.405)	(3.170)	(20.520)	(18.125)	(30.310)	(77.930)
8	Segment Assets						
	Software & Hardware Segment	171.010	171.010	171.090	171.010	171.090	171.010
	Music Segment	307.810	307.810	307.810	307.810	307.810	307.810
	Finance & Investment Segment	2,893.000	2,893.000	2,815.830	2,893.000	2,815.830	2,893.000
	Total Allocable Segment Assets	3,371.820	3,371.820	3,294.730	3,371.820	3,294.730	3,371.820
	Add : Un-allocable Assets	338.158	341.368	344.160	338.158	344.160	357.200
	Total Assets	3,709.978	3,713.188	3,638.890	3,709.978	3,638.890	3,729.020

Notes :

- 1 As per Indian Accounting Standard (Ind AS) 108 "Operating Segment", the Company's business falls within a single business segment viz. "Finance & Investments" and thus Segmental Report for the Quarter is not applicable to the Company.
- 2 Above results were reviewed and recommended by Audit Committee taken on record by Board of Directors in their Meeting held on February 13, 2020
- 3 Previous period figure have been regrouped/rearranged wherever necessary, to correspond with the current period / year classification / disclosures.
- 4 Provision for Taxation, if any, will be made at the end of Financial Year.
- 5 The Statutory Auditors have carried Limited Review for above Financial Results.

Place : Mumbai


Date : 13th November 2019

For JMD Ventures Limited

Sd/-

Dhruva Narayan Jha
Managing Director

Dhruva Narayan Jha




Auditor's Report on Quarterly Un- Audited Financial Results and Year to Date Results of the Company Pursuant to the Regulation 33 of the SEBI LODR Regulations, 2015

The Board of Directors of
JMD Ventures Limited

We have reviewed the accompanying statement of unaudited financial results of **M/s JMD Ventures Limited** for the period ended 31st December 2019. This Statement is the responsibility of the Company's Management and has been approved by the Board of Directors. Our responsibility is to issue a report on these financial statements based on our review.


We conducted our review of the Statement in accordance with the Standard on Review Engagements (SRE) 2410 "Review of Interim Financial Information Performed by the Independent Auditor of the Entity", issued by the Institute of Chartered Accountants of India.

This standard requires that we plan and perform the review to obtain moderate assurance as to whether the financial statements are free of material misstatement. A review is limited primarily to inquiries of company personnel and analytical procedures applied to financial data and thus provide less assurance than an audit. We have not performed an audit and accordingly, we do not express an audit opinion.

Based on our review conducted as above, nothing has come to our attention that causes us to believe that the accompanying statement of unaudited financial results prepared in accordance with applicable accounting standards and other recognized accounting practices and policies has not disclosed the information required to be disclosed in terms of Regulation 33 of the SEBI (Listing Obligations and Disclosure Requirements) Regulations, 2015 including the manner in which it is to be disclosed, or that it contains any material misstatement.

For, M/S MAHATO PRABIR & ASSOCIATES CO.
(Chartered Accountants)

Reg No: 325966E



Prabir Mahato
(Partner)

Membership No. 060238

Place: Kolkata

Date: February 13, 2020